

Unpack

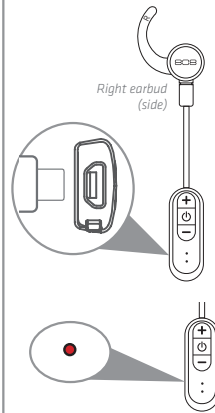
Make sure you have the following items in your 808 EarCanz Fly package:

- 808 EarCanz Fly Bluetooth earbuds
- USB charging adapter
- Eartips in 3 sizes (1 size installed)
- Ear fins (installed)

If you have any questions about this product, visit 808Audio.com or call our toll-free help line at 1-800-732-6866.

1. Charge the EarCanz Fly

For best performance, we recommend you charge your EarCanz Fly earbuds fully before using them.



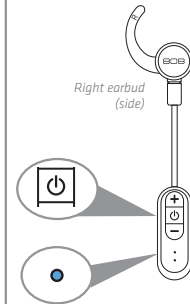
Open the DC IN flap on the side of the controls below the right earbud.

Plug the included USB charging adapter into the charging jack behind the DC IN flap.

Plug the other end of the adapter into a USB power source (like a computer or a USB charger).

The indicator light on the front of the controls turns red while the earbuds are charging. It turns blue when the earbuds are fully charged.

2. Turn on the EarCanz Fly



Unplug the USB charging adapter when the earbuds are charged.

To turn on the EarCanz Fly and start pairing to your Bluetooth device:

Press and hold the button on the controls for about 6 seconds (until the indicator on the controls starts blinking *rapidly*).

To turn on your EarCanz Fly regularly:

Press and hold the button on the controls for 1-2 seconds. The indicator on the controls starts blinking slowly.

To turn the EarCanz Fly off: Press and hold the button on the controls for 3 seconds.

3. Pair + Connect



Enable Bluetooth on your smartphone or other device.

Choose **808 EarCanz Fly** from the pairing options on your smartphone. (If it's not in the list, choose "Scan" from your phone's Bluetooth menu.)

IMPORTANT: If you've previously paired your phone or other Bluetooth device with these earbuds, the earbuds will automatically attempt to reconnect to that device when you turn them on. If you want to pair to a new device, turn the earbuds off. Then press and hold the button on the controls for about 6 seconds (until the indicator on the controls starts blinking rapidly) to put the earbuds in pairing mode. Once the indicator on the controls starts blinking, go to step 3 to pair and connect.

The earbuds beep when the process is complete. The indicator on the controls turns solid blue.

Note: The process of enabling Bluetooth and connecting varies from device to device. See your device's owners manual for more information and specific instructions.

Bluetooth Wireless Connection Tips

- Make sure the Bluetooth capability of your device is turned on.
- The earbuds' Bluetooth wireless connection works up to a range of roughly 33 feet (10 meters). This range may vary, however, based on other factors, such as room layout, wall material, obstacles, your device's Bluetooth performance, etc. If you're having problems connecting to the earbuds, move closer to your phone.
- Make sure your device supports audio transfer A2DP.
- If your device asks you for a password to connect, use "0000".

To pair the EarCanz Fly again

After turning your earbuds back on, they automatically attempt to reconnect to the last connected device. If the last connected device is not available, the earbuds will enter pairing mode and be ready to pair to a new or different device.

Using the EarCanz Fly

Putting the EarCanz Fly in your ears

The EarCanz Fly earbuds come with medium-sized eartips and ear fins installed. You can use different-sized tips, but first try them with the medium size.



Find the L and R markings on the buds—place the cord behind your neck with the L bud on the left and R bud on the right.

Place each eartip in your ear as shown here. The fin should go in the small ridge just above your ear canal on your outer ear—it might go automatically, or you might need to move it into place.

If the tips don't fit (or you want to use the earbuds without fins), follow the directions in the next section to change them.

Changing the eartips

1. Remove the eartip from each earbud.
2. If you want to use the earbuds without fins, remove the ear fin from each earbud. Otherwise, keep them on.
3. Find the size of tips you want. Place each tip on each bud.

Listening to music



Set your device's volume for music to 50%.

Note: This is to make sure the sound from the earbuds isn't too loud when you start streaming.

Start playing music or other audio on your device. Within seconds, the earbuds start streaming the audio wirelessly via Bluetooth.

Controlling playback and volume



The control panel near the right earbud lets you control music playback and volume wirelessly.

To play/pause music: Press the  button.

To adjust volume: Press the  or  button.

To go to the previous/next song: Press and hold the  or  button.

Answering/ending phone calls

The earbuds' control panel has a built-in microphone, so you can use the EarCanz Fly for phone calls. Your phone will ring through the earbuds when you're receiving a call. You can answer and end the call wirelessly from the control panel.

To answer or end a phone call: Press the  button.

To decline a phone call: Press and hold the  button for 1 second.

IMPORTANT: Not all phones support playback control and phone answer/end control. Check your phone's user manual for more information if you're having trouble with these functions.

808[®]
A U D I O



EARCANZ FLY

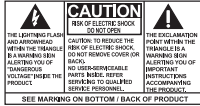
WIRELESS EARBUDS

quick start guide

English

IMPORTANT SAFETY INSTRUCTIONS for 808 Audio HPA201

PLEASE READ AND SAVE THIS FOR FUTURE REFERENCE



WARNING: TO PREVENT FIRE OR ELECTRICAL SHOCK HAZARD, DO NOT EXPOSE THIS PRODUCT TO RAIN OR MOISTURE.

Some of the following information may not apply to your particular product; however, as with any electronic product, precautions should be observed during handling and use.

- Read these instructions.
 - Keep these instructions.
 - Heed all warnings.
 - Follow all instructions.
 - Do not use this apparatus near water.
 - Clean only with dry cloth.
 - Do not install near any heat sources such as radiators, heat registers, stoves, or other apparatus (including amplifiers) that produce heat.
 - Refer all servicing to qualified service personnel.
- Seccións que se dan como información non se aplican a todos os produtos; con todo, como con calquera produto electrónico, deben observarse as precaucións durante o manexo e o uso.
- Lea estas instrucións.
 - Mantéñase estas instrucións.
 - Tome en conta todas as advertencias.
 - Siga todas as instrucións.
 - Non use este aparello preto da auga.
 - Limpe só con pano seco.
 - Non instale preto de fontes de calor tales como radiadores, rexistros de calor, estufas, u outros aparellos (incluíndo amplificadores) que produzan calor.

ADDITIONAL SAFETY INFORMATION

- Do not use unauthorized chargers or power adapters.
- Use only chargers that came with your product or that is listed in the user's guide.
- Apparatus shall not be exposed to dripping or splashing and no objects filled with liquids, such as vases, shall be placed on the apparatus.
- Do not attempt to disassemble the cabinet. This product does not contain customer serviceable components.

Important battery information

Warning: Your product contains a battery and charging system which is designed to work in temperatures that do not exceed 50°C (122°F). Leaving this product in a closed automobile or the trunk of an automobile where temperatures may exceed 50°C may result in permanent battery damage, fire, or explosion. Please remove your product from the automobile when you exit, do not place your product in the trunk of your automobile, and do not leave your product in any location where temperatures may exceed 50°C.

Ecology

Your product must be disposed of properly according to local laws and regulations. Because this product contains a battery, the product must be disposed of separately from the household waste.

Precautions for the unit

- Do not use the unit immediately after transportation from a cold place to a warm place; condensation problems may result.
- Do not store the unit near fire, places with high temperature or in direct sunlight. Exposure to direct sunlight or extreme heat (such as inside a parked car) may cause damage or malfunction.
- Clean the unit with a soft cloth or a damp chamois leather. Never use solvents.
- The unit must only be opened by qualified personnel.

Headset safety

- To use a headset safely, please keep the following in mind:
- Do not play your headset at a high volume. Hearing experts advise against continuous extended play.
 - If you experience ringing in your ears, turn down the volume or stop using the headset.
 - Do not use a headset while driving a motorized vehicle or riding a bike. It may cause a traffic hazard and is illegal in many areas.
 - Even if your headset is an open-air type designed to let you hear outside sounds, don't turn up the volume so high that can't hear sounds around you.
 - Never operate heavy machinery while listening to or wearing your headphones

Warning

Except in case of emergency, VOXX Accessories Corporation recommends you do not use these headphones or headsets (headphones plus microphone) as aviation communication equipment as they are not engineered for many environmental conditions common in commercial or non-commercial aircraft (including, but not limited to: altitude, temperature, noise conditions, unpressurized aircraft, etc) resulting in possible interference to critical communications.

Listen Respectfully

To avoid hearing damage, make sure that the volume on your music player is turned down before connecting your headphones. After placing headphones in/on your ears, gradually turn up the volume until you reach a comfortable listening level. Noise levels are measured in decibels (dB), exposure to any noise at or above 85 dB can cause gradual hearing loss. Monitor your use; hearing loss is a function of loudness versus time. The louder it is, the less time you can be exposed to it. The softer it is, the more time you can listen to it.

The Bluetooth® word mark and logos are registered trademarks owned by Bluetooth SIG, Inc. and any use of such marks by VOXX Accessories Corporation is under license. Other trademarks and trade names are those of their respective owners.

FCC/Industry of Canada Information

Note: This device complies with part 15 of the FCC Rules. Operation is subject to the following two conditions: (1) This device may not cause harmful interference, and (2) this device must accept any interference received, including interference that may cause undesired operation.

This equipment has been tested and found to comply with the limits for a Class B digital device, pursuant to Part 15 of FCC Rules. These limits are designed to provide reasonable protection against harmful interference in a residential installation. This equipment generates, uses, and can radiate radio frequency energy and, if not installed and used in accordance with the instructions, may cause harmful interference to radio communications.

However, there is no guarantee that interference will not occur in a particular installation. If this equipment does cause harmful interference to radio or television reception, which can be determined by turning the equipment off and on, the user is encouraged to try to correct the interference by one or more of the following measures:

- Reorient or relocate the receiving antenna.
- Increase the separation between the equipment and receiver.

- Connect the equipment into an outlet on a circuit different from that to which the receiver is connected.
- Consult the dealer or an experienced radio/TV technician for help.

Changes or modifications not expressly approved by VOXX Accessories Corporation could void the user's authority to operate the equipment.

FCC Radiation Exposure Statement:

This equipment complies with FCC radiation exposure limits set forth for an uncontrolled environment. This transmitter must not be co-located or operating in conjunction with any other antenna or transmitter.

This device complies with Industr Canada Licence-exempt RSS Standard(s). Operation is subject to the following two conditions: (1) this device may not cause interference, and (2) this device must accept any interference, including interference that may cause undesired operation of the device.

IC Radiation Exposure Statement:

This equipment complies with Canada radiation exposure limits set forth for uncontrolled environments. This transmitter must not be co-located or operating in conjunction with any other antenna or transmitter.

Industry Canada Regulatory Information

CAN ICES-3 (B)/NMB-3 (B)

Avis d'Industrie Canada

CAN ICES-3 (B)/NMB-3 (B)

Product registration

Thank you for purchasing an 808 product. We pride ourselves on the quality and reliability of all our electronic products, but if you ever need service or have a question our customer service staff stands ready to help. Contact us at www.808Audio.com. **PURCHASE REGISTRATION:** Registering Online will allow us to contact you in the unlikely event a safety notification is required under the Federal Consumer Safety Act. **Register Online at: WWW.808AUDIO.COM. Click on Product Registration and Fill Out the Brief Questionnaire.**

12-Month Limited Warranty

Voxx Accessories Corporation (the "Company") warrants to the original retail purchaser of this product that should this product or any part thereof, under normal use and conditions, be proven defective in material or workmanship within 12 months from the date of original purchase, such defect(s) will be repaired or replaced with new or reconditioned product (at the Company's option) without charge for parts and repair labor.

To obtain repair or replacement within the terms of the warranty, the product is to be delivered with proof of warranty coverage (e.g. dated bill of sale), specification of defect(s), transportation prepaid, to an approved warranty station. For the location of the nearest warranty station to you, call toll-free to our control office: 1-800-645-4994.

This Warranty is not transferable and does not cover product purchased, serviced or used outside the United States or Canada. The warranty does not extend to the elimination of externally generated static or noise, to costs incurred for the installation, removal or reinstallation of the product.

The warranty does not apply to any product or part thereof which, in the opinion of the company, has suffered or been damaged through alteration, improper installation, mishandling, misuse, neglect, accident or exposure to moisture. This warranty does not apply to damage caused by an AC adapter not provided with the product, or by leaving non-rechargeable batteries in the product while plugged into an AC outlet.

THE EXTENT OF THE COMPANY'S LIABILITY UNDER THIS WARRANTY IS LIMITED TO THE REPAIR OR REPLACEMENT PROVIDED ABOVE AND, IN NO EVENT, SHALL THE COMPANY'S LIABILITY EXCEED THE PURCHASE PRICE PAID BY PURCHASER FOR THE PRODUCT.

This Warranty is in lieu of all other express warranties or liabilities. ANY IMPLIED WARRANTIES, INCLUDING ANY IMPLIED WARRANTY OF MERCHANTABILITY OR FITNESS FOR A PARTICULAR PURPOSE, SHALL BE LIMITED TO DURATION OF THIS WARRANTY. ANY ACTION FOR BREACH OF ANY WARRANTY HEREUNDER, INCLUDING ANY IMPLIED WARRANTY, MUST BE BROUGHT WITHIN A PERIOD OF 24 MONTHS FROM THE DATE OF ORIGINAL PURCHASE. IN NO CASE SHALL THE COMPANY BE LIABLE FOR ANY CONSEQUENTIAL OR INCIDENTAL DAMAGES WHATSOEVER. No person or representative is authorized to assume for the Company any liability other than expressed herein in connection with the sale of this product.

Some states/provinces do not allow limitations on how long an implied warranty lasts or the exclusion or limitation of incidental or consequential damage so the above limitations or exclusions may not apply to you. This Warranty gives you specific legal rights and you may also have other rights which vary from state/province to state/province.

Español

IMPORTANTE INSTRUCCIONES DE SEGURIDAD para 808 Audio HPA201

FAVOR DE GUARDAR ESTO PARA UNA REFERENCIA FUTURA



Alguna de la siguiente información quizá no se aplique a su producto en particular. Sin embargo, como con cualquier producto electrónico, se deben tomar precauciones durante su manejo y uso.

- Lea estas instrucciones.
- Conserve estas instrucciones.
- Tome en cuenta todas las advertencias.
- Siga todas las instrucciones.
- No use este aparato cerca del agua.
- Limpie solamente con un paño seco.
- No instale cerca de fuentes de calor tales como radiadores, registros de calor, estufas, u otros aparatos (incluyendo amplificadores) que produzcan calor.

INFORMACION ADICIONAL DE SEGURIDAD

- No use cargadores o adaptadores de corriente no autorizados. Utilice solamente los cargadores que vienen con su producto o que estén listados en la guía del usuario.
- El aparato no debe quedar expuesto a goteos o salpicaduras de líquidos, y, por lo tanto, no se deben colocar sobre el aparato objetos que contengan líquidos, como por ejemplo vasos.
- No intente desensamblar el gabinete. Este producto no contiene componentes que requieran servicio por parte del cliente.

Información importante sobre la batería

Advertencia: su producto contiene una materia y un sistema de carga que están diseñados para trabajar a temperaturas que no excedan de 50°C (122°F). Dejar este producto en un automóvil cerrado o en la cajuela de un automóvil donde las temperaturas puedan exceder de 50°C puede resultar en daño permanente a la batería, fuego o explosión. Por favor retire su producto del automóvil al salir, no coloque el producto en la cajuela de su automóvil, y no deje su producto en alguna ubicación donde la temperatura pueda exceder de 50°C.

Ecología

El producto debe ser eliminado apropiadamente de conformidad con las leyes y regulaciones locales. Debido a que este producto contiene una batería, esta debe ser eliminada en forma separada del desecho del hogar.

Precauciones para la unidad

- No utilice la unidad inmediatamente después de llevarla de un lugar frío a un lugar caliente puesto que podría producirse algún problema de condensación.
- No almacene la unidad cerca del fuego, lugares con alta temperatura o a la luz directa del sol. La exposición a la luz directa del sol o a calor extremo (tal como dentro de un automóvil estacionado) puede causar daños o malfuncionamiento.
- Limpie la unidad con un paño blando o con una gamuza húmeda. No utilice nunca disolventes.
- La unidad deberá ser utilizada por personal cualificado únicamente.

Seguridad de Audífonos

Para usar el audífono con seguridad, por favor tome en cuenta lo siguiente:

- No utilice su nuevo audífono a un alto volumen. Los expertos en el oído aconsejan contra la reproducción extendida continua.
- Si usted experimenta zumbido en sus oídos, baje el volumen o deje de utilizar el audífono.
- No use audífonos mientras conduce un vehículo motorizado o monta en bicicleta. Puede causar un riesgo de tráfico y es ilegal en muchas áreas.
- Aún si su audífono es del tipo para uso al aire libre diseñado para permitirle escuchar sonidos exteriores, no suba el volumen tan alto que sea imposible escuchar sonidos a su alrededor.
- Nunca opere maquinaria pesada mientras escucha o utiliza sus audífonos

Advertencia

Excepto en caso de emergencia, VOXX Accessories Corporation recomienda no usar estos audífonos o auriculares (audífonos más micrófono) como equipo de comunicación de aviación ya que no están diseñados para muchas condiciones ambientales comunes en la aviación comercial o no comercial (incluyendo, pero sin limitarse a: altitud, temperatura, condiciones de ruido, aerovane no presurizada, etc.) resultantes en posible interferencia a comunicaciones críticas.

Responsabilidad al escuchar

Para evitar daño al escuchar, asegúrese que el volumen en su reproductor musical esté bajo antes de conectar sus audífonos. Después de colocar los audífonos en sus oídos, gradualmente suba el volumen hasta que alcance un nivel para escuchar cómodo. Los niveles de ruido son medidos en decibels (dB), la exposición a cualquier ruido o por encima de 85 dB puede causar pérdida gradual del sentido de la audición. Monitoree su uso; la pérdida de la audición es una función de volumen versus tiempo. A mayor nivel, menos tiempo puede usted estar expuesto a él. A menor volumen, más tiempo puede usted escucharlo.

La marca, palabra y logos Bluetooth® son marcas comerciales registradas propiedad solamente de Bluetooth SIG, Inc. y cualquier uso de tales marcas por parte de VOXX Accessories Corporation es bajo licencia. Otras marcas registradas y nombres comerciales son aquellos de sus respectivos propietarios.

Información de la industria de Canadá / FCC

Note: Se probó este equipo y podemos afirmar que cumple con las restricciones establecidas para un dispositivo digital Clase B, de acuerdo con la Sección 15 de la Reglamentación de FCC. Estas restricciones fueron designadas para brindar una protección razonable frente a la interferencia perjudicial en una instalación residencial. Este equipo genera, usa y puede irradiar energía de radiofrecuencia y, si no está instalado o no se lo utiliza de acuerdo con las instrucciones, puede ocasionar interferencias perjudiciales para las comunicaciones de radio.

Sin embargo, no existe ninguna garantía de que no se vaya a producir una interferencia en una instalación particular. Si este equipo produce una interferencia perjudicial con la recepción de la radio o la televisión, lo cual podría determinarse apagando y encendiendo el equipo, se le pide al usuario que intente corregir la interferencia siguiendo una o varias de las siguientes medidas.

