



Radio Test Report

FCC ID: VIX-SP920A

This report concerns (check one) : Original Grant Class II Change

Issued Date : Mar. 03, 2014
Project No. : 1401057
Equipment : Bluetooth Wireless Speaker
Model Name : SP920-A

Applicant : Voxx Accessories Corp.
Address : 3502 Woodview Trace, Suite 220,
Indianapolis, IN 46268

Tested by: Neutron Engineering Inc. EMC Laboratory
Date of Receipt: Jan. 19, 2014
Date of Test: Jan. 19, 2014 ~ Mar. 03, 2014

Testing Engineer: Josh Lin
(Josh Lin)

Technical Manager: Jeff Yang
(Jeff Yang)

Authorized Signatory: Andy Chiu
(Andy Chiu)

Neutron Engineering Inc.
B1, No. 37, Lane 365, YangGuang St.,
NeiHu District 114, Taipei, Taiwan.
TEL: +886-2-2657-3299
FAX: +886-2-2657-3331



**Neutron Engineering Inc.****Declaration**

Neutron represents to the client that testing is done in accordance with standard procedures as applicable and that test instruments used has been calibrated with the standards traceable to National Measurement Laboratory (**NML**) of **R.O.C.**, or National Institute of Standards and Technology (**NIST**) of **U.S.A.**

Neutron's reports apply only to the specific samples tested under conditions. It is manufacture's responsibility to ensure that additional production units of this model are manufactured with the identical electrical and mechanical components. **Neutron** shall have no liability for any declarations, inferences or generalizations drawn by the client or others from **Neutron** issued reports.

Neutron's reports must not be used by the client to claim product endorsement by the authorities or any agency of the Government.

This report is the confidential property of the client. As a mutual protection to the clients, the public and **Neutron-self**, extracts from the test report shall not be reproduced except in full with **Neutron's** authorized written approval.

Neutron's laboratory quality assurance procedures are in compliance with the **ISO Guide 17025** requirements, and accredited by the conformity assessment authorities listed in this test report.

Limitation

For the use of the authority's logo is limited unless the Test Standard(s)/Scope(s)/Item(s) mentioned in this test report is (are) included in the conformity assessment authorities acceptance respective.



Table of Contents

| | |
|--------------------------------------------------------------|----|
| REPORT ISSUED HISTORY | 6 |
| 1 CERTIFICATION | 7 |
| 2 SUMMARY OF TEST RESULTS | 8 |
| 2.1 TEST FACILITY | 9 |
| 2.2 MEASUREMENT UNCERTAINTY | 9 |
| 3 GENERAL INFORMATION | 10 |
| 3.1 GENERAL DESCRIPTION OF EUT | 10 |
| 3.2 DESCRIPTION OF TEST MODES | 12 |
| 3.3 TABLE OF PARAMETERS OF TEXT SOFTWARE SETTING | 13 |
| 3.4 BLOCK DIAGRAM SHOWING THE CONFIGURATION OF SYSTEM TESTED | 14 |
| 3.5 DESCRIPTION OF SUPPORT UNITS | 15 |
| 4 CONDUCTED EMISSION | 16 |
| 4.1 LIMIT | 16 |
| 4.2 MEASUREMENT INSTRUMENTS LIST | 16 |
| 4.3 TEST PROCEDURES | 17 |
| 4.4 TEST SETUP LAYOUT | 17 |
| 4.5 DEVIATION FROM TEST STANDARD | 17 |
| 4.6 EUT OPERATING CONDITIONS | 18 |
| 4.7 TEST RESULTS | 19 |
| 5 ANTENNA CONDUCTED SPURIOUS EMISSION | 21 |
| 5.1 LIMIT | 21 |
| 5.2 MEASUREMENT INSTRUMENTS LIST | 21 |
| 5.3 TEST PROCEDURES | 21 |
| 5.4 TEST SETUP LAYOUT | 21 |
| 5.5 DEVIATION FROM TEST STANDARD | 21 |
| 5.6 EUT OPERATING CONDITIONS | 21 |
| 5.7 TEST RESULTS | 22 |
| 6 HOPPING CHANNEL SEPARATION | 30 |
| 6.1 LIMIT | 30 |
| 6.2 MEASUREMENT INSTRUMENTS LIST | 30 |
| 6.3 MEASURING INSTRUMENTS SETTING | 30 |
| 6.4 TEST PROCEDURES | 30 |
| 6.5 TEST SETUP LAYOUT | 30 |
| 6.6 DEVIATION FROM TEST STANDARD | 30 |
| 6.7 EUT OPERATING CONDITIONS | 30 |
| 6.8 TEST RESULTS | 31 |
| 7 MAXIMUM PEAK CONDUCTED OUTPUT POWER | 39 |
| 7.1 LIMIT | 39 |



Table of Contents

| | | |
|------|---------------------------------------------|----|
| 7.2 | MEASUREMENT INSTRUMENTS LIST | 39 |
| 7.3 | TEST PROCEDURES | 39 |
| 7.4 | TEST SETUP LAYOUT | 39 |
| 7.5 | DEVIATION FROM TEST STANDARD | 39 |
| 7.6 | EUT OPERATING CONDITIONS | 39 |
| 7.7 | TEST RESULTS | 40 |
| 8 | RADIATED SPURIOUS EMISSION (9 KHZ TO 1 GHZ) | 44 |
| 8.1 | LIMIT | 44 |
| 8.2 | MEASUREMENT INSTRUMENTS LIST | 45 |
| 8.3 | MEASURING INSTRUMENTS SETTING | 45 |
| 8.4 | TEST PROCEDURES | 46 |
| 8.5 | DEVIATION FROM TEST STANDARD | 46 |
| 8.6 | TEST SETUP LAYOUT | 46 |
| 8.7 | EUT OPERATING CONDITIONS | 47 |
| 8.8 | TEST RESULTS | 48 |
| 9 | RADIATED SPURIOUS EMISSION (ABOVE 1 GHZ) | 50 |
| 9.1 | LIMIT | 50 |
| 9.2 | MEASUREMENT INSTRUMENTS LIST | 51 |
| 9.3 | MEASURING INSTRUMENTS SETTING | 51 |
| 9.4 | TEST PROCEDURES | 52 |
| 9.5 | DEVIATION FROM TEST STANDARD | 52 |
| 9.6 | TEST SETUP LAYOUT | 52 |
| 9.7 | EUT OPERATING CONDITIONS | 53 |
| 9.8 | TEST RESULTS | 54 |
| 9.9 | TEST RESULTS (RESTRICTED BANDS) | 78 |
| 10 | NUMBER OF HOPPING FREQUENCY | 86 |
| 10.1 | LIMIT | 86 |
| 10.2 | MEASUREMENT INSTRUMENTS LIST | 86 |
| 10.3 | MEASURING INSTRUMENTS SETTING | 86 |
| 10.4 | TEST PROCEDURES | 86 |
| 10.5 | TEST SETUP LAYOUT | 86 |
| 10.6 | DEVIATION FROM TEST STANDARD | 86 |
| 10.7 | EUT OPERATING CONDITIONS | 86 |
| 10.8 | TEST RESULTS | 87 |
| 11 | AVERAGE TIME OF OCCUPANCY | 89 |
| 11.1 | LIMIT | 89 |
| 11.2 | MEASUREMENT INSTRUMENTS LIST | 89 |
| 11.3 | TEST PROCEDURES | 89 |



Table of Contents

| | | |
|------|------------------------------|-----|
| 11.4 | TEST SETUP LAYOUT | 89 |
| 11.5 | DEVIATION FROM TEST STANDARD | 89 |
| 11.6 | EUT OPERATING CONDITIONS | 90 |
| 11.7 | TEST RESULTS | 91 |
| 12 | EUT TEST PHOTO | 103 |



REPORT ISSUED HISTORY

| Revised Version No. | Description | Issued Date |
|---------------------|-----------------|---------------|
| NEI-FCCP-1-1401057 | Original Issue. | Mar. 03, 2014 |

**Neutron Engineering Inc.****1 CERTIFICATION**

Equipment : Bluetooth Wireless Speaker
Brand Name : 808
Model Name : SP920-A
Applicant : Voxx Accessories Corp.
Date of Test : Jan. 19, 2014 ~ Mar. 03, 2014
Standards : FCC Part 15, Subpart C: 2012
ANSI C63.4: 2009

The above equipment has been tested and found compliance with the requirement of the relative standards by Neutron Engineering Inc. EMC Laboratory.
The test data, data evaluation, and equipment configuration contained in our test report (Ref No. NEI-FCCP-1-1401057) were obtained utilizing the test procedures, test instruments, test sites that has been accredited by the Authority of TAF according to the ISO-17025 quality assessment standard and technical standard(s).



2. SUMMARY OF TEST RESULTS

| Standard Clause | Test Item | Result |
|-----------------|-------------------------------------|-------------|
| 15.207 | Conducted Emission | PASS |
| 15.247 (c) | Antenna conducted Spurious Emission | PASS |
| 15.247 (a)(1) | Hopping Channel Separation | PASS |
| 15.247 (b) | Maximum Peak Conducted Output Power | PASS |
| 15.247 (c) | Radiated Spurious Emission | PASS |
| 15.247 (b)(1) | Number of Hopping Frequency | PASS |
| 15.247 (a)(1) | Average time of occupancy | PASS |
| 15.205 | Restricted Bands | PASS |
| 15.203 | Antenna Requirement | PASS |

NOTE:

1. **N/A**: denotes test is not applicable in this Test Report



2.1 TEST FACILITY

The test facilities used to collect the test data in this report:

Conducted emission Test:

C02: (FCC RN: 614388; FCC DN: TW1054)
1F., No. 61, Ln. 77, Sing-ai Rd., Neihu Dist., Taipei City 114, Taiwan (R.O.C.)

Radiated emission Test (Below 1 GHz):

CB08: (FCC RN: 614388; FCC DN: TW1054; IC Assigned Code: 4428C-1)
1F., No. 61, Ln. 77, Sing-ai Rd., Neihu Dist., Taipei City 114, Taiwan (R.O.C.)

Radiated emission Test (Above 1 GHz):

CB08: (FCC RN: 614388; FCC DN: TW1054; IC Assigned Code: 4428C-1)
1F., No. 61, Ln. 77, Sing-ai Rd., Neihu Dist., Taipei City 114, Taiwan (R.O.C.)

2.2 MEASUREMENT UNCERTAINTY

The measurement uncertainty is not specified by FCC rules and for reference only.

The reported uncertainty of measurement $y \pm U$, where expanded uncertainty U is based on a standard uncertainty multiplied by a coverage factor of $k=2$, providing a level of confidence of approximately 95%.

The measurement instrumentation uncertainty considerations contained in CISPR 16-4-2.

A. Conducted emission test:

| Test Site | Measurement Frequency Range | U , (dB) | NOTE |
|-----------|-----------------------------|----------|------|
| C02 | 150 kHz ~ 30 MHz | 2.59 | |

B. Radiated emission test:

| Test Site | Item | Measurement Frequency Range | Uncertainty | NOTE | |
|-----------|-------------------------|-----------------------------|---------------|---------|--|
| CB08 | Radiated emission at 3m | Horizontal Polarization | 30 - 200MHz | 3.35 dB | |
| | | | 200 - 1000MHz | 3.11 dB | |
| | | | 1 - 18GHz | 3.97 dB | |
| | | | 18 - 40GHz | 4.01 dB | |
| | | Vertical Polarization | 30 - 200MHz | 3.22 dB | |
| | | | 200 - 1000MHz | 3.24 dB | |
| | | | 1 - 18GHz | 4.05 dB | |
| | | | 18 - 40GHz | 4.04 dB | |

Our calculated Measurement Instrumentation Uncertainty is shown in the tables above. These are our U_{lab} values in CISPR 16-4-2 terminology.

Since Table 1 of CISPR 16-4-2 has values of measurement instrumentation uncertainty, called U_{CISPR} , as follows:

Conducted Disturbance (mains port) – 150 kHz – 30 MHz : 3.6 dB

Radiated Disturbance (electric field strength on an open area test site or alternative test site) – 30 MHz – 1000 MHz : 5.2 dB

It can be seen that our U_{lab} values are smaller than U_{CISPR} .



3 GENERAL INFORMATION

3.1 GENERAL DESCRIPTION OF EUT

| | | |
|------------------------|---------------------------------------------------------------------------------------------------------------------|--------------------------------------------------------------|
| Equipment | Bluetooth Wireless Speaker | |
| Brand Name | 808 | |
| Model Name | SP920-A | |
| OEM Brand/Model Name | N/A | |
| Model Difference | N/A | |
| Product Description | The EUT comes in color variations but are electrically and mechanically the same. The only difference is the color. | |
| | Operation Frequency | 2402 MHz - 2480 MHz |
| | Modulation Type | FHSS(GFSK, $\pi/4$ -DQPSK, 8-DPSK) |
| | Bit Rate of Transmitter | 1/2/3 Mbps |
| | Number Of Channel | Please refer to the Note 2. |
| | Antenna Designation | Please refer to the Note 3. |
| | Antenna Gain(Peak) | Please refer to the Note 3. |
| | Maximum Conducted Output Power | 1 Mbps: -2.20 dBm (0.0006 W) 3 Mbps: -1.52 dBm (0.0007 W) |
| | More details of EUT technical specification, please refer to the User's Manual. | |
| Power Source | DC Voltage supplied from External Power Supply. | |
| Power Rating | #1 PS08IAFAK120UU I/P: AC 100-240V 50/60Hz 0.25A / O/P: DC 5.0V 1200mA | |
| | #2 GQ07-050120-AU I/P: AC 100-240V 50/60Hz 0.3A Max / O/P: DC 5.0V 1.2A | |
| Connecting I/O Port(s) | Please refer to the User's Manual | |



NOTE:

1. For a more detailed features description, please refer to the manufacturer's specifications or the User's Manual.
2. Channel List:

| Channel | Frequency (MHz) | Channel | Frequency (MHz) | Channel | Frequency (MHz) |
|---------|-----------------|---------|-----------------|---------|-----------------|
| 00 | 2402 | 27 | 2429 | 54 | 2456 |
| 01 | 2403 | 28 | 2430 | 55 | 2457 |
| 02 | 2404 | 29 | 2431 | 56 | 2458 |
| 03 | 2405 | 30 | 2432 | 57 | 2459 |
| 04 | 2406 | 31 | 2433 | 58 | 2460 |
| 05 | 2407 | 32 | 2434 | 59 | 2461 |
| 06 | 2408 | 33 | 2435 | 60 | 2462 |
| 07 | 2409 | 34 | 2436 | 61 | 2463 |
| 08 | 2410 | 35 | 2437 | 62 | 2464 |
| 09 | 2411 | 36 | 2438 | 63 | 2465 |
| 10 | 2412 | 37 | 2439 | 64 | 2466 |
| 11 | 2413 | 38 | 2440 | 65 | 2467 |
| 12 | 2414 | 39 | 2441 | 66 | 2468 |
| 13 | 2415 | 40 | 2442 | 67 | 2469 |
| 14 | 2416 | 41 | 2443 | 68 | 2470 |
| 15 | 2417 | 42 | 2444 | 69 | 2471 |
| 16 | 2418 | 43 | 2445 | 70 | 2472 |
| 17 | 2419 | 44 | 2446 | 71 | 2473 |
| 18 | 2420 | 45 | 2447 | 72 | 2474 |
| 19 | 2421 | 46 | 2448 | 73 | 2475 |
| 20 | 2422 | 47 | 2449 | 74 | 2476 |
| 21 | 2423 | 48 | 2450 | 75 | 2477 |
| 22 | 2424 | 49 | 2451 | 76 | 2478 |
| 23 | 2425 | 50 | 2452 | 77 | 2479 |
| 24 | 2426 | 51 | 2453 | 78 | 2480 |
| 25 | 2427 | 52 | 2454 | | |
| 26 | 2428 | 53 | 2455 | | |

3. Table for Filed Antenna

| Ant. | Brand | Model Name | Antenna Type | Connector | Gain (dBi) |
|------|-------|------------|--------------|-----------|------------|
| 1 | N/A | N/A | Printed | N/A | 1.76 |



3.2 DESCRIPTION OF TEST MODES

To investigate the maximum EMI emission characteristics generates from EUT, the test system was pre-scanning tested base on the consideration of following EUT operation mode or test configuration mode which possible have effect on EMI emission level. Each of these EUT operation mode(s) or test configuration mode(s) mentioned above was evaluated respectively.

| Test Items | Mode | Data Rate | Tested Channel/Mode |
|----------------------------------------------|-------|-----------|------------------------------|
| Conducted Emission | GFSK | 1 Mbps | 2441 MHz |
| Antenna conducted Spurious Emission | GFSK | 1 Mbps | 2402 MHz, 2441 MHz, 2480 MHz |
| | 8DPSK | 3 Mbps | |
| Hopping Channel Separation | GFSK | 1 Mbps | 2402 MHz, 2441 MHz, 2480 MHz |
| | 8DPSK | 3 Mbps | |
| Maximum Peak Conducted Output Power | GFSK | 1 Mbps | 2402 MHz, 2441 MHz, 2480 MHz |
| | 8DPSK | 3 Mbps | |
| Radiated Spurious Emission (30 MHz to 1 GHz) | GFSK | 1 Mbps | 2441 MHz |
| Radiated Spurious Emission (above 1 GHz) | GFSK | 1 Mbps | 2402 MHz, 2441 MHz, 2480 MHz |
| | 8DPSK | 3 Mbps | |
| Number of Hopping Frequency | GFSK | 1 Mbps | 2402 MHz ~ 2480 MHz |
| | 8DPSK | 3 Mbps | |
| Average time of occupancy | GFSK | 1 Mbps | 2402 MHz, 2441 MHz, 2480 MHz |
| | 8DPSK | 3 Mbps | |
| Restricted Bands | GFSK | 1 Mbps | 2402 MHz, 2480 MHz |
| | 8DPSK | 3 Mbps | |
| Antenna Requirement | GFSK | --- | --- |

NOTE: The measurements are performed at the highest, middle, lowest available channels.



3.3 TABLE OF PARAMETERS OF TEXT SOFTWARE SETTING

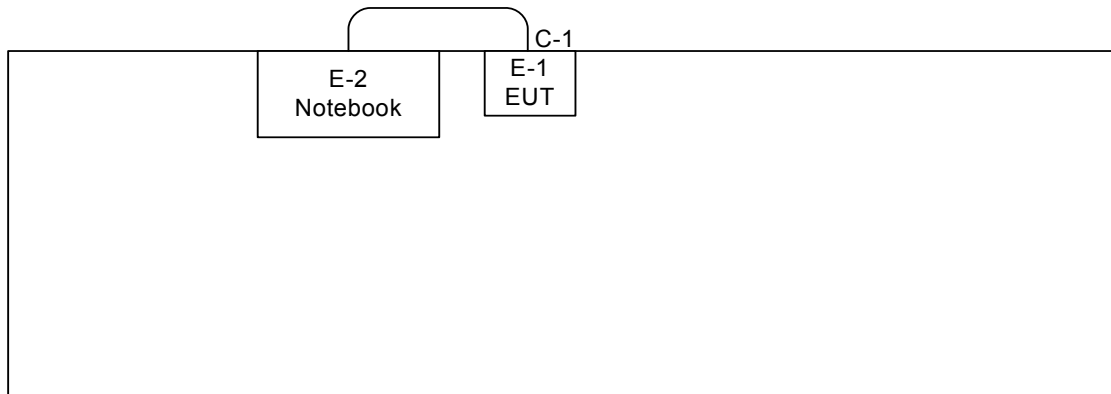
During testing channel & power controlling software provided by the customer was used to control the operating channel as well as the output power level. The RF output power selection is for the setting of RF output power expected by the customer and is going to be fixed on the firmware of the final end product.

| | | | |
|-----------------------|-------------------|----------|----------|
| Data Rate | 1 Mbps | | |
| Test software Version | ISRT_V2.1.10.3488 | | |
| Frequency | 2402 MHz | 2441 MHz | 2480 MHz |
| Parameter | 0x50 | 0x50 | 0x50 |

| | | | |
|-----------------------|-------------------|----------|----------|
| Data Rate | 3 Mbps | | |
| Test software Version | ISRT_V2.1.10.3488 | | |
| Frequency | 2402 MHz | 2441 MHz | 2480 MHz |
| Parameter | 0x50 | 0x50 | 0x50 |



3.4 BLOCK DIAGRAM SHOWING THE CONFIGURATION OF SYSTEM TESTED



C-1 USB Cable



3.5 DESCRIPTION OF SUPPORT UNITS

The EUT has been tested as an independent unit together with other necessary accessories or support units. The following support units or accessories were used to form a representative test configuration during the tests.

| Item | Equipment | Mfr/Brand | Model/Type No. | FCC ID | Series No. | Note |
|------|----------------------------|-----------|----------------|------------|------------|------|
| E-1 | Bluetooth Wireless Speaker | 808 | SP920-A | VIX-SP920A | N/A | EUT |
| E-2 | Notebook PC | DELL | D620 | DOC | 7T390 A03 | |

| Item | Shielded Type | Ferrite Core | Length | Note |
|------|---------------|--------------|--------|------|
| C-1 | YES | NO | 1M | |

NOTE: The support equipment was authorized by Declaration of Conformity (DOC).



4 CONDUCTED EMISSION

4.1 LIMIT

| FREQUENCY (MHz) | Class A (dBuV) | | Class B (dBuV) | |
|-----------------|----------------|---------|----------------|-----------|
| | Quasi-peak | Average | Quasi-peak | Average |
| 0.15 - 0.5 | 79.00 | 66.00 | 66 - 56 * | 56 - 46 * |
| 0.50 - 5.0 | 73.00 | 60.00 | 56.00 | 46.00 |
| 5.0 - 30.0 | 73.00 | 60.00 | 60.00 | 50.00 |

NOTE:

1. The tighter limit applies at the band edges.
2. The limit of " * " marked band means the limitation decreases linearly with the logarithm of the frequency in the range.
3. The test result calculated as following:
 Measurement Value = Reading Level + Correct Factor
 Correct Factor = Insertion Loss + Cable Loss + Attenuator Factor(if use)
 Margin Level = Measurement Value – Limit Value

4.2 MEASUREMENT INSTRUMENTS LIST

| Item | Kind of Equipment | Manufacturer | Type No. | Serial No. | Calibrated until |
|------|----------------------|--------------|-------------------------|------------|------------------|
| 1 | LISN | Schwarzbeck | NSLK 8127 | 8127685 | Jun . 3, 2014 |
| 2 | Test Cable | TIMES | CFD300-NL | 130 | Jun. 13, 2014 |
| 3 | EMI Test Receiver | Agilent | N9038A | MY51210215 | Feb. 23, 2015 |
| 4 | Measurement Software | EZ | EZ_EMG (Version NB-02A) | N/A | N/A |

NOTE: **N/A**: denotes No Model Name, No Serial No. or No Calibration specified.

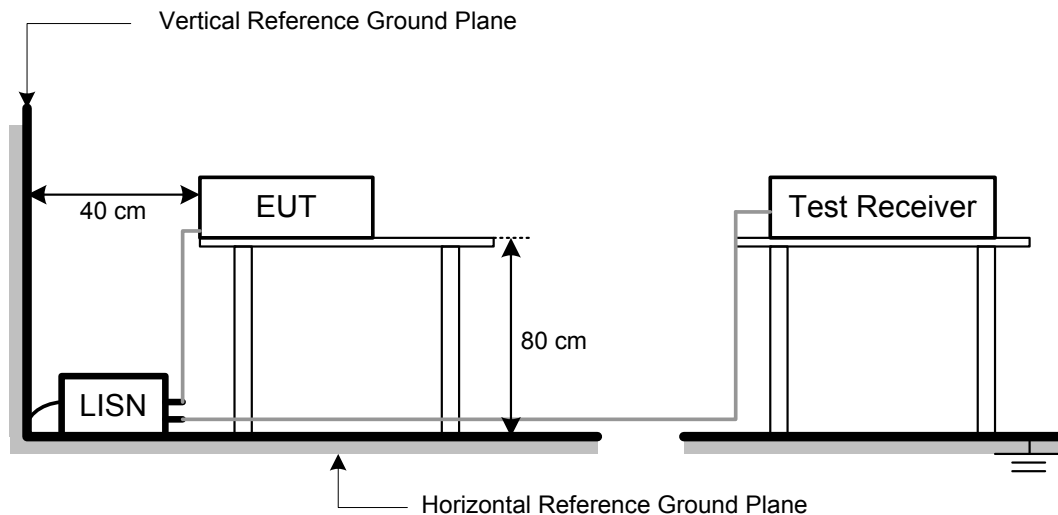
4.3 TEST PROCEDURES

- a. The EUT was placed 0.8 meters from the horizontal ground plane with EUT being connected to the power mains through a line impedance stabilization network (LISN). All other support equipments powered from additional LISN(s). The LISN provide 50 Ohm/ 50uH of coupling impedance for the measuring instrument.
- b. Interconnecting cables that hang closer than 40 cm to the ground plane shall be folded back and forth in the center forming a bundle 30 to 40 cm long.
- c. I/O cables that are not connected to a peripheral shall be bundled in the center. The end of the cable may be terminated, if required, using the correct terminating impedance. The overall length shall not exceed 1 m.
- d. LISN at least 80 cm from nearest part of EUT chassis.
- e. For the actual test configuration, please refer to the related Item –EUT Test Photos.

NOTE:

- a. Reading in which marked as Peak, QP or AVG means measurements by using are Quasi-Peak or Average Mode with Detector BW=9 kHz (6 dB Bandwidth).
- b. All readings are Peak Mode value unless otherwise stated QP or AVG in column of Note. If the Peak or QP Mode Measured value compliance with the QP Limits and lower than AVG Limits, the EUT shall be deemed to meet both QP & AVG Limits and then only Peak or QP Mode was measured, but AVG Mode didn't perform.

4.4 TEST SETUP LAYOUT



4.5 DEVIATION FROM TEST STANDARD

No deviation



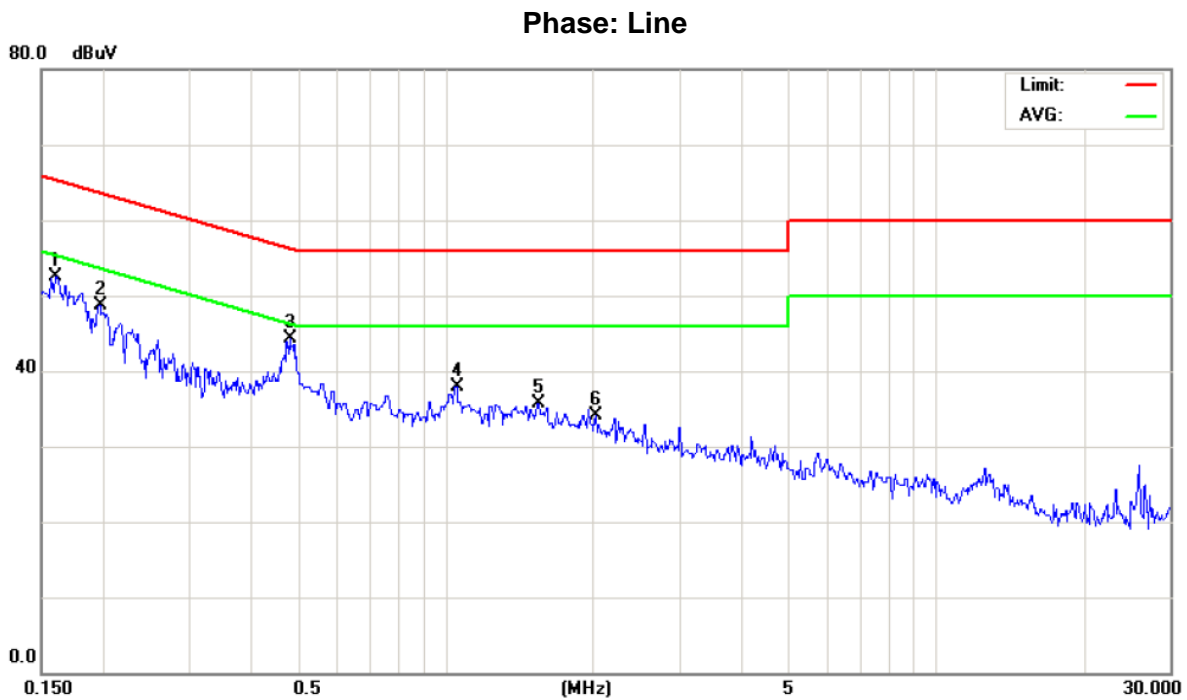
4.6 EUT OPERATING CONDITIONS

The EUT was configured for testing in a typical fashion (as a customer would normally use it). The EUT has been programmed to continuously transmit during test. This operating condition was tested and used to collect the included data.



4.7 TEST RESULTS

| | | | |
|--------------|----------------------------|-------------------|---------|
| EUT | Bluetooth Wireless Speaker | Model Name | SP920-A |
| Temperature | 24°C | Relative Humidity | 46% |
| Test Voltage | AC 120V/60Hz | | |
| Test Mode | Bluetooth/1 Mbps/2441 MHz | | |

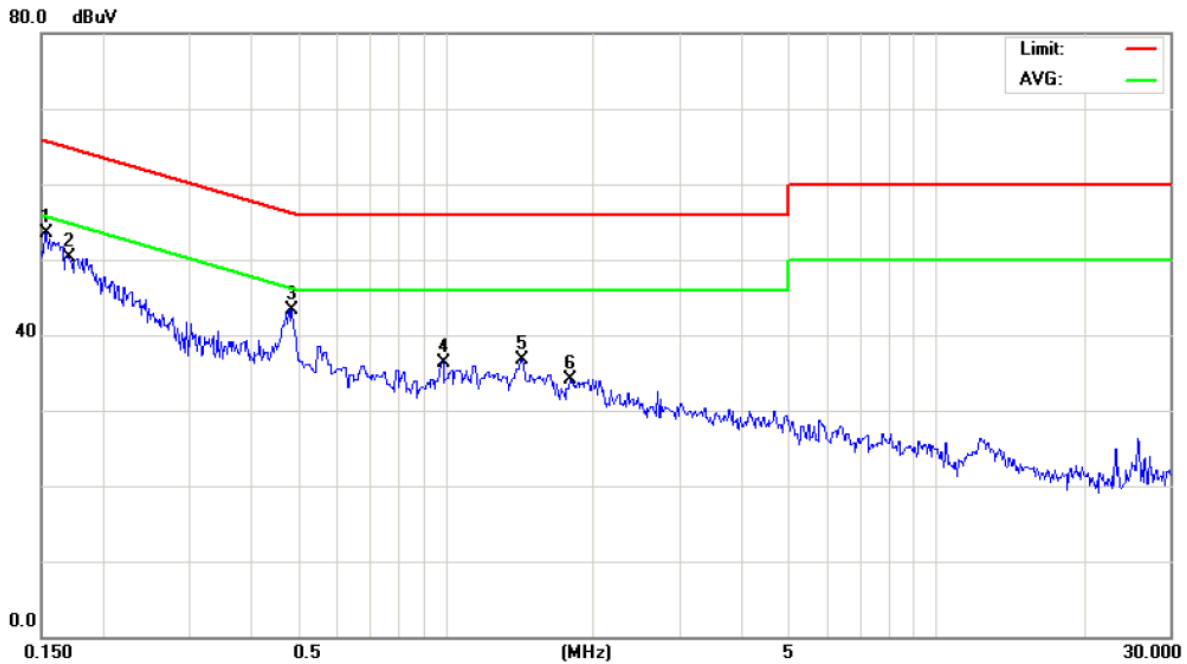


| No. | Mk. | Freq. MHz | Reading Level dBuV | Correct Factor dB | Measure- ment dBuV | Limit dBuV | Over dB | Detector | Comment |
|-----|-----|--------------|--------------------------|-------------------------|--------------------------|---------------|------------|----------|---------|
| 1 | | 0.1597 | 43.75 | 8.75 | 52.50 | 65.48 | -12.98 | peak | |
| 2 | | 0.1968 | 39.40 | 9.27 | 48.67 | 63.74 | -15.07 | peak | |
| 3 | * | 0.4803 | 35.26 | 8.96 | 44.22 | 56.33 | -12.11 | peak | |
| 4 | | 1.0489 | 29.04 | 8.96 | 38.00 | 56.00 | -18.00 | peak | |
| 5 | | 1.5439 | 26.64 | 9.12 | 35.76 | 56.00 | -20.24 | peak | |
| 6 | | 2.0209 | 24.86 | 9.27 | 34.13 | 56.00 | -21.87 | peak | |



| | | | |
|--------------|----------------------------|-------------------|---------|
| EUT | Bluetooth Wireless Speaker | Model Name | SP920-A |
| Temperature | 24°C | Relative Humidity | 46% |
| Test Voltage | AC 120V/60Hz | | |
| Test Mode | Bluetooth/1 Mbps/2441 MHz | | |

Phase: Neutral



| No. | Mk. | Freq. MHz | Reading Level dBuV | Correct Factor dB | Measure- ment dBuV | Limit dBuV | Over dB | Detector | Comment |
|-----|-----|--------------|--------------------------|-------------------------|--------------------------|---------------|------------|----------|---------|
| 1 | * | 0.1527 | 44.82 | 8.66 | 53.48 | 65.85 | -12.37 | peak | |
| 2 | | 0.1709 | 41.39 | 8.91 | 50.30 | 64.92 | -14.62 | peak | |
| 3 | | 0.4838 | 34.40 | 8.96 | 43.36 | 56.27 | -12.91 | peak | |
| 4 | | 0.9860 | 27.35 | 8.94 | 36.29 | 56.00 | -19.71 | peak | |
| 5 | | 1.4268 | 27.65 | 9.09 | 36.74 | 56.00 | -19.26 | peak | |
| 6 | | 1.7959 | 24.93 | 9.20 | 34.13 | 56.00 | -21.87 | peak | |



5 ANTENNA CONDUCTED SPURIOUS EMISSION

5.1 LIMIT

| Test Item | Frequency Range (MHz) | Limit |
|-------------------------------------|-----------------------|---------------------------------------------------------|
| Antenna conducted Spurious Emission | 30-25000 | 20 dB less than the peak value of fundamental frequency |

5.2 MEASUREMENT INSTRUMENTS LIST


| Item | Kind of Equipment | Manufacturer | Type No. | Serial No. | Calibrated until |
|------|-------------------|--------------|----------|------------|------------------|
| 1 | Spectrum Analyzer | R&S | FSP-30 | 100854 | Sep. 08, 2014 |

NOTE: **N/A**: denotes No Model Name, No Serial No. or No Calibration specified.

5.3 TEST PROCEDURES

- a. The EUT was directly connected to the spectrum analyzer and antenna output port as show in the block diagram below,
- b. Spectrum Setting : RBW= 100KHz, VBW=100KHz, Sweep time = Auto.

5.4 TEST SETUP LAYOUT



5.5 DEVIATION FROM TEST STANDARD

No deviation

5.6 EUT OPERATING CONDITIONS

The EUT was configured for testing in a typical fashion (as a customer would normally use it). The EUT has been programmed to continuously transmit during test. This operating condition was tested and used to collect the included data.



5.7 TEST RESULTS

| | | | |
|--------------|----------------------------|-------------------|---------|
| EUT | Bluetooth Wireless Speaker | Model Name | SP920-A |
| Temperature | 26°C | Relative Humidity | 46% |
| Test Voltage | AC 120V/60Hz | | |
| Test Mode | Bluetooth/1 Mbps | | |

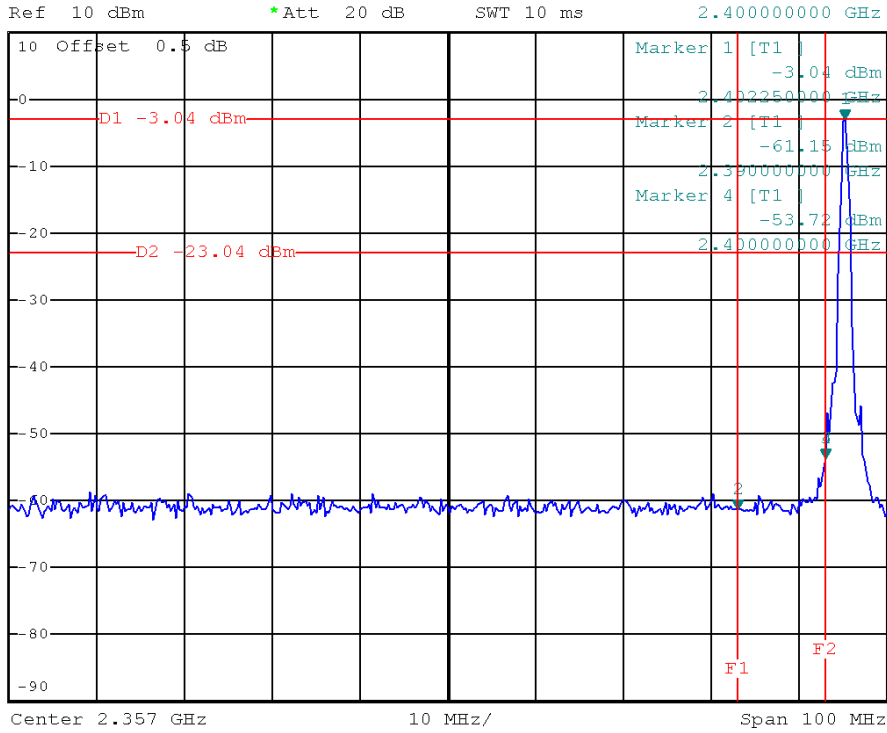
| Channel of Worst Data | | | |
|------------------------------------------------------------------------------------------------------------------------------------------------------------------------------------------------------------|------------|------------------------------------------------------------------------------------|------------|
| The max. radio frequency power in any 100 kHz bandwidth outside the frequency band | | The max. radio frequency power in any 100 kHz bandwidth within the frequency band. | |
| FREQUENCY(MHz) | POWER(dBm) | FREQUENCY(MHz) | POWER(dBm) |
| 2400.00 | -53.72 | 2496.00 | -58.76 |
| Result | | | |
| In any 100 kHz bandwidth outside the frequency band, the radio frequency power is at least 20 dB below that in the 100 kHz bandwidth within the band that contains the highest level of the desired power. | | | |



Bluetooth/1 Mbps/The max. radio frequency power in any 100kHz bandwidth outside the frequency band



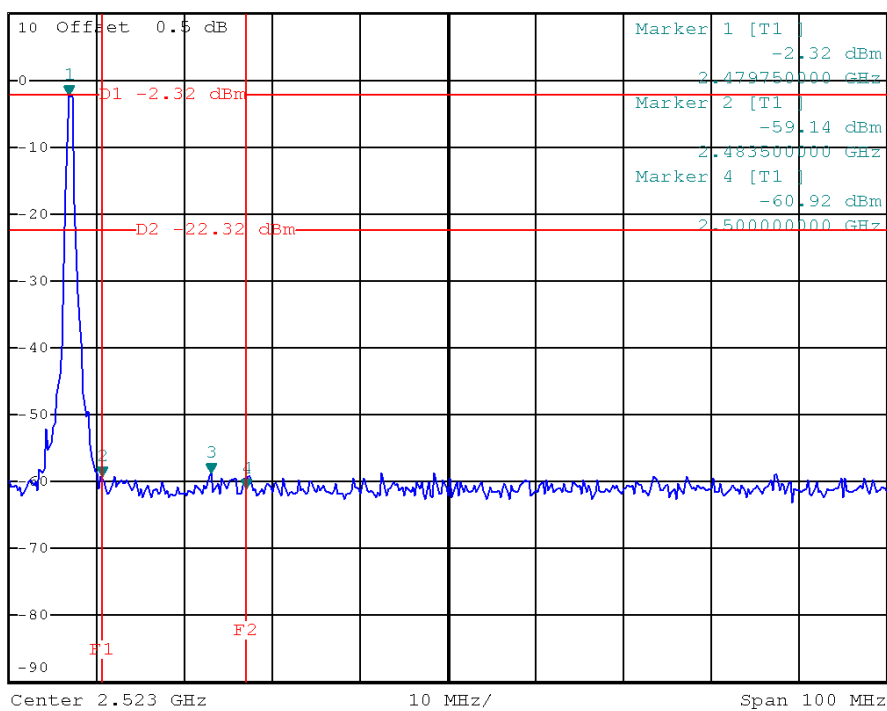
*RBW 100 kHz Marker 3 [T1] -53.72 dBm
*VBW 100 kHz
SWT 10 ms 2.400000000 GHz



Bluetooth/1 Mbps/The max. radio frequency power in any 100 kHz bandwidth within the frequency band



*RBW 100 kHz Marker 3 [T1] -58.76 dBm
*VBW 100 kHz
SWT 10 ms 2.496000000 GHz

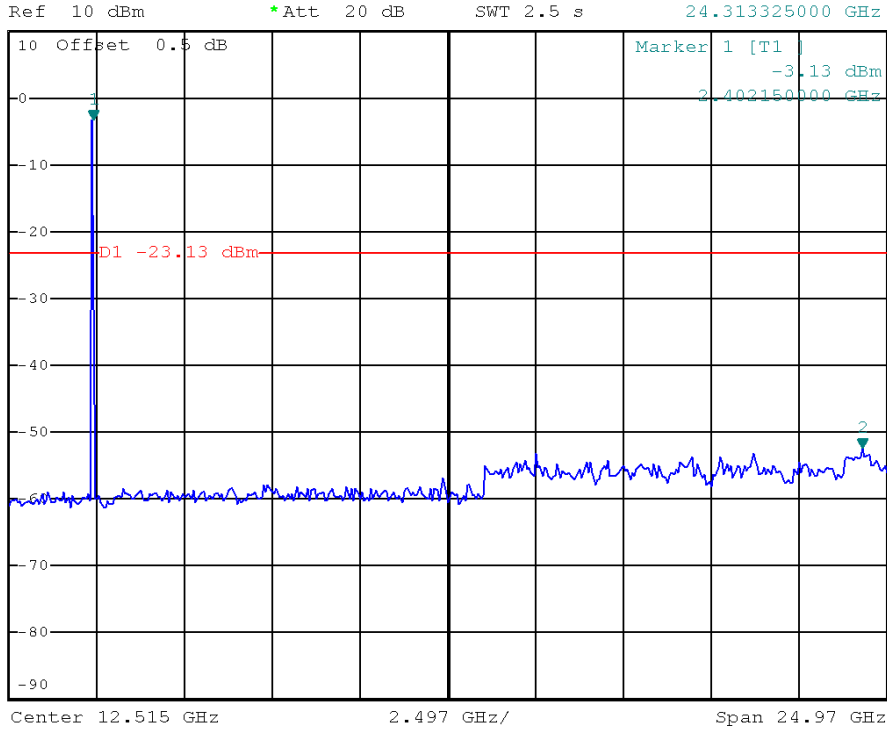




Bluetooth/1 Mbps/2402 MHz/10 Harmonic of the frequency



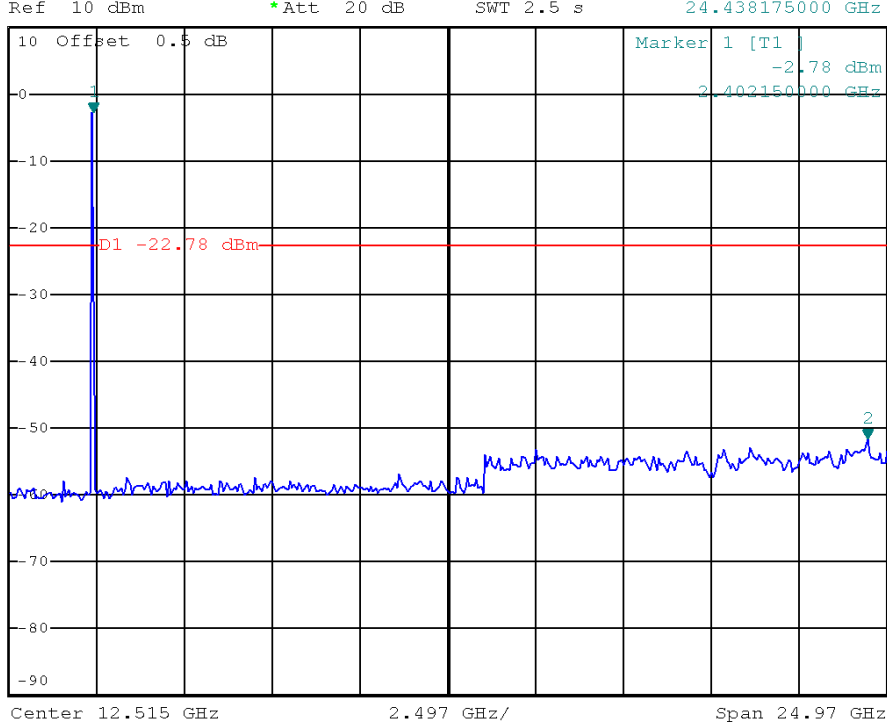
*RBW 100 kHz Marker 2 [T1]
*VBW 100 kHz -52.29 dBm
SWT 2.5 s 24.313325000 GHz



Bluetooth/1 Mbps/2441 MHz/10 Harmonic of the frequency



*RBW 100 kHz Marker 2 [T1]
*VBW 100 kHz -51.63 dBm
SWT 2.5 s 24.438175000 GHz





Bluetooth/1 Mbps/2480 MHz/10 Harmonic of the frequency

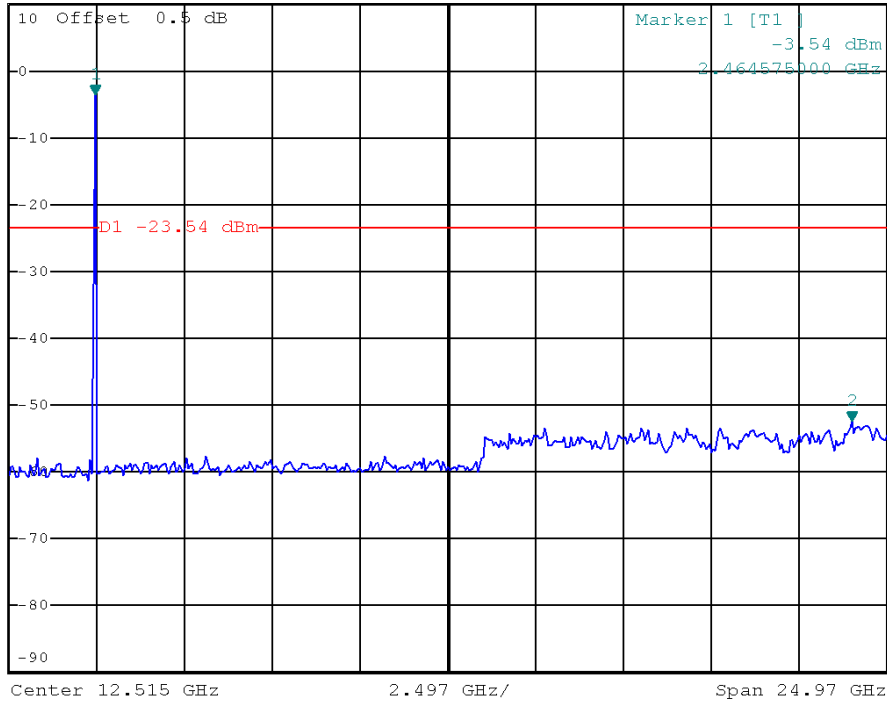


*RBW 100 kHz Marker 2 [T1]
*VBW 100 kHz -52.44 dBm
SWT 2.5 s 24.001200000 GHz

Ref 10 dBm

*Att 20 dB

1 PR
VIEW





| | | | |
|--------------|----------------------------|-------------------|---------|
| EUT | Bluetooth Wireless Speaker | Model Name | SP920-A |
| Temperature | 26°C | Relative Humidity | 46% |
| Test Voltage | AC 120V/60Hz | | |
| Test Mode | Bluetooth/3 Mbps | | |

| Channel of Worst Data | | | |
|---------------------------------------------------------------------------------------------------------------------------------------------------------------------------------------------------------|------------|------------------------------------------------------------------------------------|------------|
| The max. radio frequency power in any 100kHz bandwidth outside the frequency band | | The max. radio frequency power in any 100 kHz bandwidth within the frequency band. | |
| FREQUENCY(MHz) | POWER(dBm) | FREQUENCY(MHz) | POWER(dBm) |
| 2399.75 | -50.03 | 2483.50 | -58.99 |
| Result | | | |
| In any 100kHz bandwidth outside the frequency band, the radio frequency power is at least 20dB below that in the 100kHz bandwidth within the band that contains the highest level of the desired power. | | | |



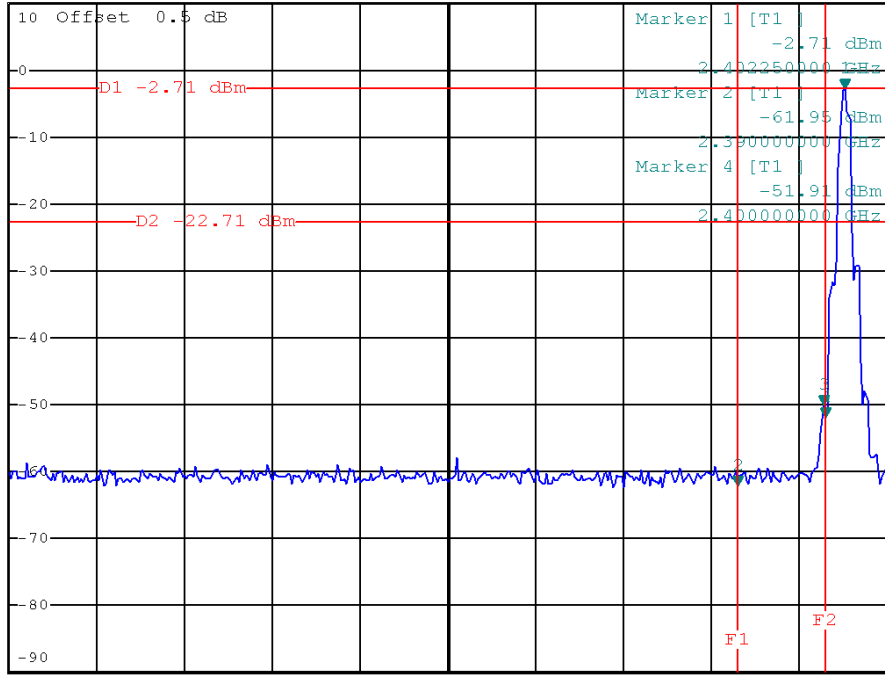
Bluetooth/3 Mbps/The max. radio frequency power in any 100kHz bandwidth outside the frequency band



*RBW 100 kHz Marker 3 [T1] -50.03 dBm
*VBW 100 kHz
SWT 10 ms 2.399750000 GHz

Ref 10 dBm *Att 20 dB

1 PK VIEW



Center 2.357 GHz 10 MHz/ Span 100 MHz

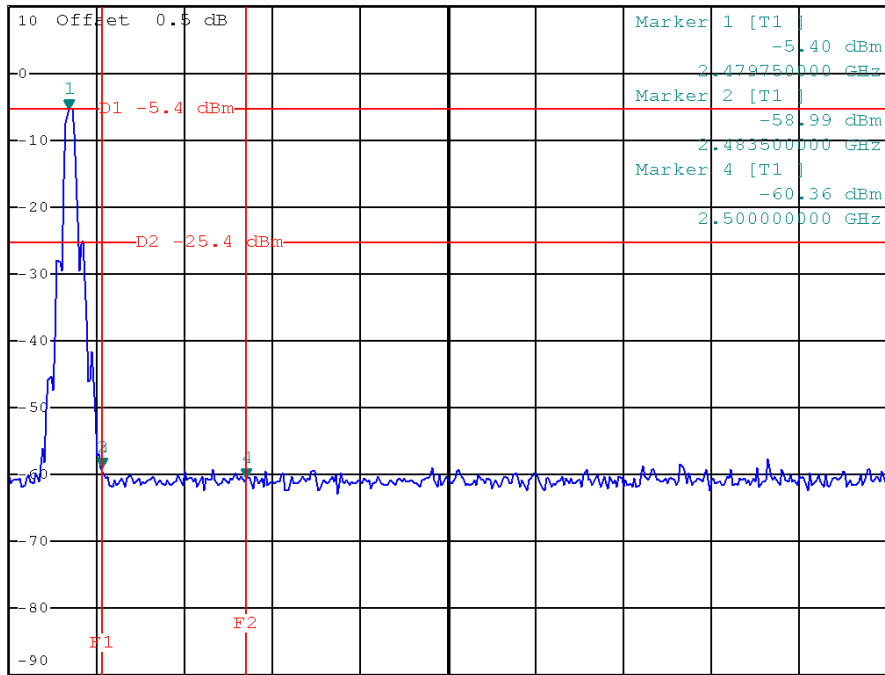
Bluetooth/3 Mbps/The max. radio frequency power in any 100 kHz bandwidth within the frequency band



*RBW 100 kHz Marker 3 [T1] -58.99 dBm
*VBW 100 kHz
SWT 10 ms 2.483500000 GHz

Ref 10 dBm *Att 20 dB

1 PK VIEW



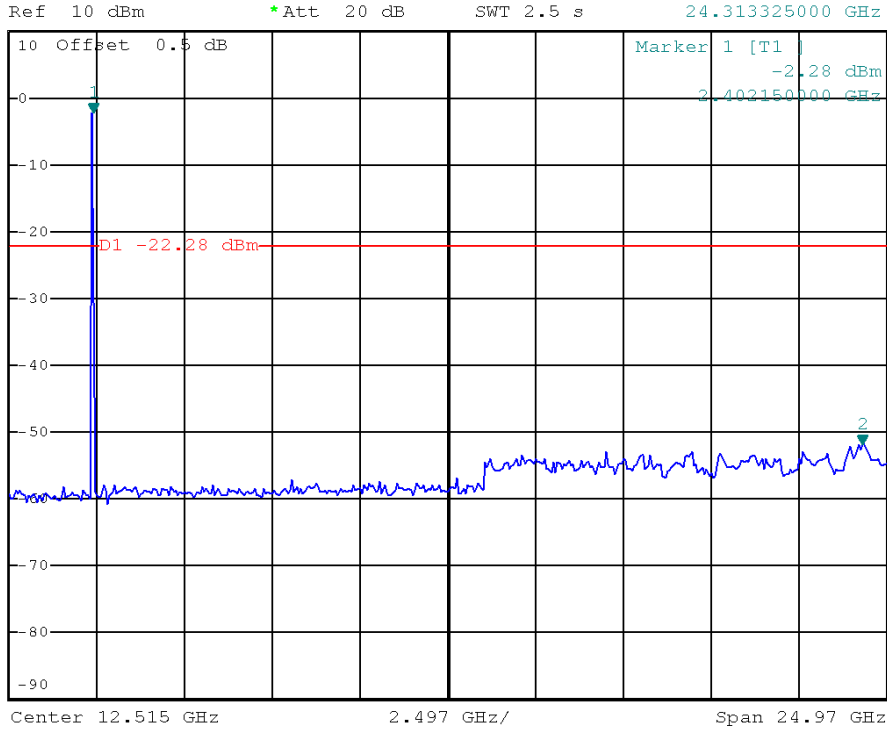
Center 2.523 GHz 10 MHz/ Span 100 MHz



Bluetooth/3 Mbps/2402 MHz/10 Harmonic of the frequency



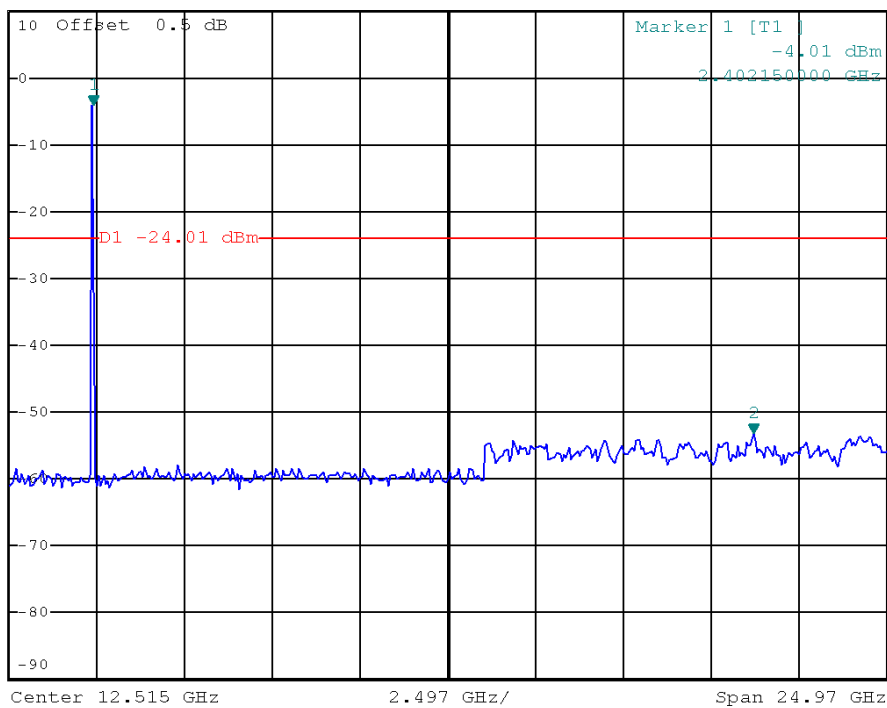
*RBW 100 kHz Marker 2 [T1]
*VBW 100 kHz -51.69 dBm
SWT 2.5 s 24.313325000 GHz



Bluetooth/3 Mbps/2441 MHz/10 Harmonic of the frequency



*RBW 100 kHz Marker 2 [T1]
*VBW 100 kHz -53.00 dBm
SWT 2.5 s 21.192075000 GHz





Bluetooth/3 Mbps/2480 MHz/10 Harmonic of the frequency

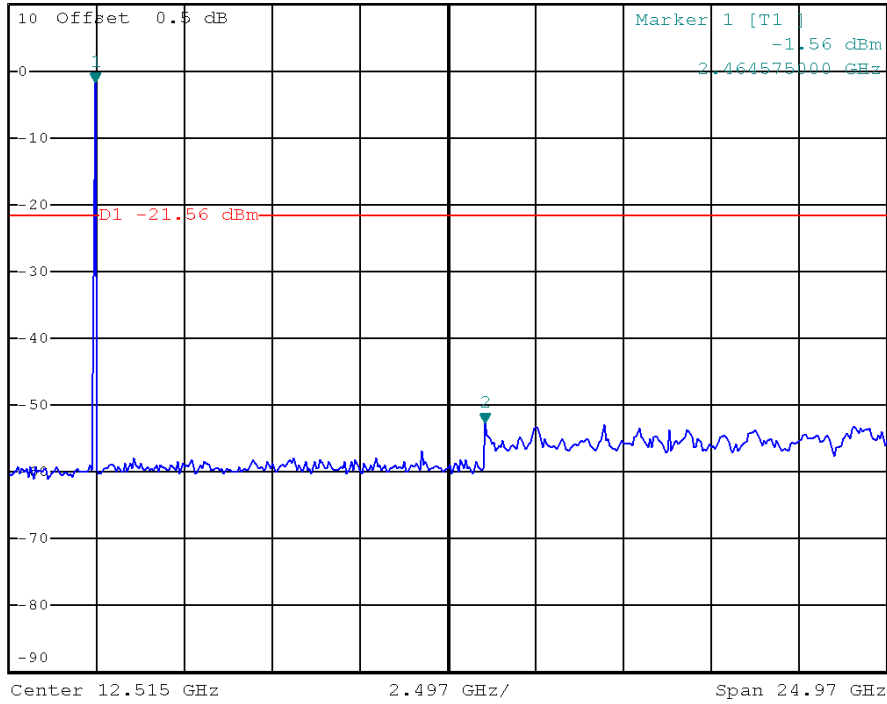


*RBW 100 kHz Marker 2 [T1]
 *VBW 100 kHz -52.56 dBm
 SWT 2.5 s 13.576225000 GHz

Ref 10 dBm

*Att 20 dB

1 PR
VIEW





6 HOPPING CHANNEL SEPARATION

6.1 LIMIT

Frequency hopping systems operating in the 2400-2483.5 MHz band may have hopping channel carrier frequencies that are separated by 25 kHz or two-thirds of the 20 dB bandwidth of the hopping channel, whichever is greater.

6.2 MEASUREMENT INSTRUMENTS LIST

| Item | Kind of Equipment | Manufacturer | Type No. | Serial No. | Calibrated until |
|------|-------------------|--------------|----------|------------|------------------|
| 1 | Spectrum Analyzer | R&S | FSP-30 | 100854 | Sep. 08, 2014 |

NOTE: **N/A**: denotes No Model Name, No Serial No. or No Calibration specified.

6.3 MEASURING INSTRUMENTS SETTING

| EMI Test Receiver | Parameter Setting |
|-------------------|---------------------------------------------------------|
| Attenuation | Auto |
| Span Frequency | > Measurement Bandwidth or Channel Separation |
| RB | 30 kHz (20dB Bandwidth) / 100 kHz (Channel Separation) |
| VB | 100 kHz (20dB Bandwidth) / 300 kHz (Channel Separation) |
| Detector | Peak |
| Trace | Max Hold |
| Sweep Time | Auto |

6.4 TEST PROCEDURES

- a. The transmitter output (antenna port) was connected to the spectrum analyser in peak hold mode.
- b. The resolution bandwidth of 30 kHz and the video bandwidth of 100 kHz were utilised for 20 dB bandwidth measurement.
- c. The resolution bandwidth of 100 kHz and the video bandwidth of 300 kHz were utilised for channel separation measurement.

6.5 TEST SETUP LAYOUT



6.6 DEVIATION FROM TEST STANDARD

No deviation

6.7 EUT OPERATING CONDITIONS

The EUT tested system was configured as the statements of 5.6 Unless otherwise a special operating condition is specified in the follows during the testing.

**Neutron Engineering Inc.****6.8 TEST RESULTS**

| | | | |
|--------------|-----------------------------------------------|-------------------|---------|
| EUT | Bluetooth Wireless Speaker | Model Name | SP920-A |
| Temperature | 26°C | Relative Humidity | 46% |
| Test Voltage | AC 120V/60Hz | | |
| Test Mode | Bluetooth/1 Mbps/2402 MHz, 2441 MHz, 2480 MHz | | |

| Frequency | Channel Separation (MHz) | 20 dB Bandwidth (MHz) | 99% Occupied Bandwidth (MHz) | Two-thirds of the 20 dB Bandwidth | Result |
|-----------|--------------------------|-----------------------|------------------------------|-----------------------------------|--------|
| 2402 MHz | 1.01 | 1.017 | 0.890 | 0.68 | PASS |
| 2441 MHz | 1.01 | 0.943 | 0.885 | 0.63 | PASS |
| 2480 MHz | 1.01 | 0.948 | 0.865 | 0.63 | PASS |

NOTE: Ch. Separation Limits: >25 KHz or >2/3 of 20dB bandwidth



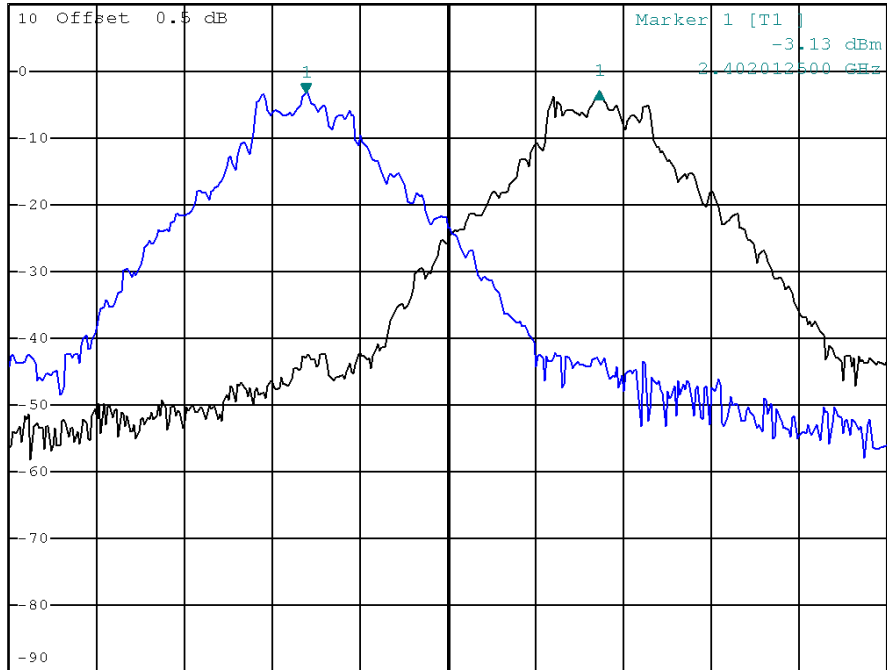
Bluetooth/1 Mbps/2402 MHz/Channel Separation



*RBW 30 kHz Delta 1 [T2]
 *VBW 100 kHz 0.02 dB
 *SWT 20 ms 1.005000000 MHz

Ref 10 dBm *Att 20 dB

1 PK VIEW
 2 PK VIEW



Center 2.4025 GHz 300 kHz/ Span 3 MHz

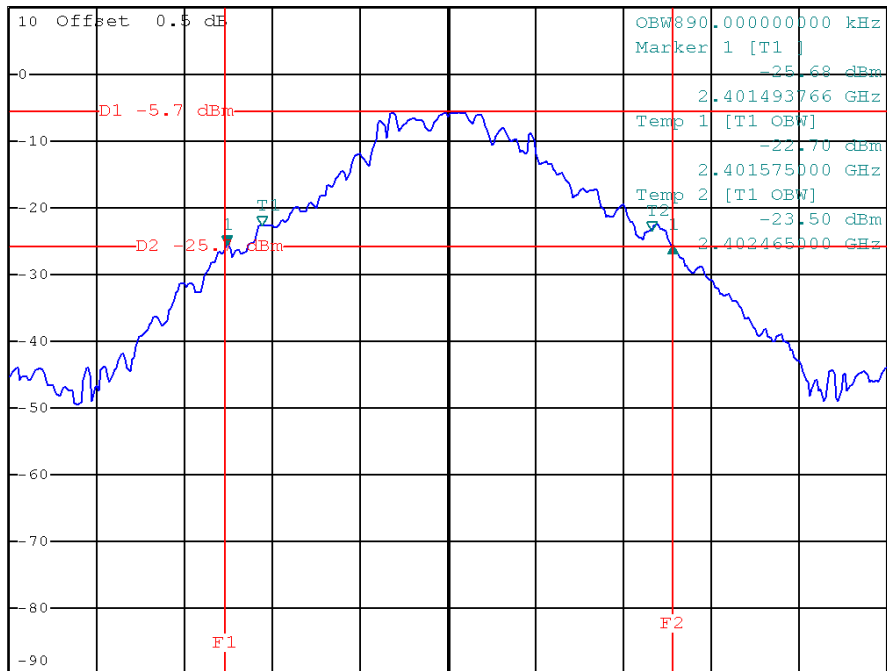
Bluetooth/1 Mbps/2402 MHz/20dB Bandwidth



*RBW 30 kHz Delta 1 [T1]
 *VBW 300 kHz 0.03 dB
 SWT 2.5 ms 1.017456359 MHz

Ref 10 dBm *Att 20 dB

1 PK VIEW



Center 2.402 GHz 200 kHz/ Span 2 MHz



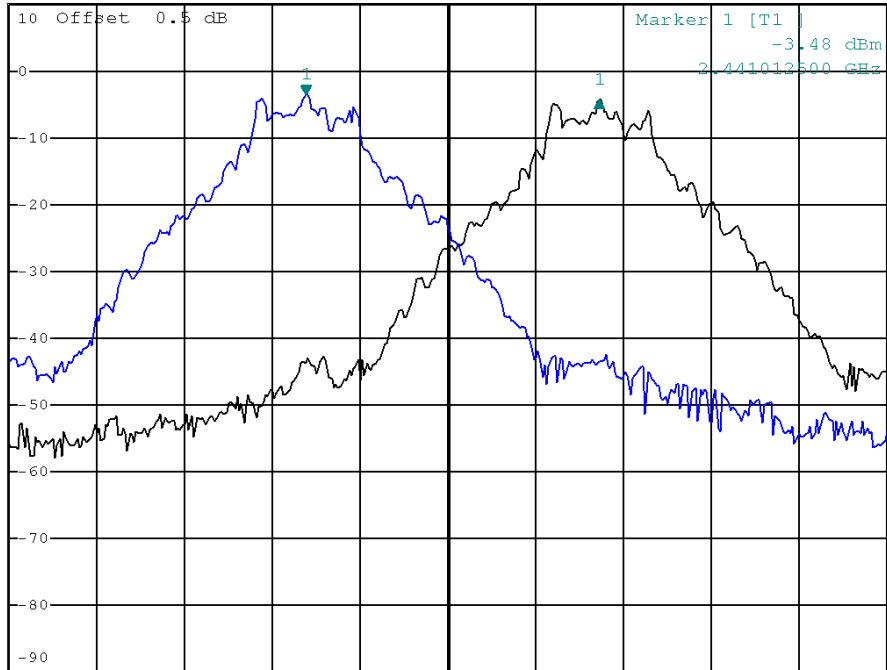
Bluetooth/1 Mbps/2441 MHz/Channel Separation



*RBW 30 kHz Delta 1 [T2]
 *VBW 100 kHz -0.87 dB
 *SWT 20 ms 1.005000000 MHz

Ref 10 dBm *Att 20 dB

1 PK VIEW
 2 PK VIEW



Center 2.4415 GHz 300 kHz/ Span 3 MHz

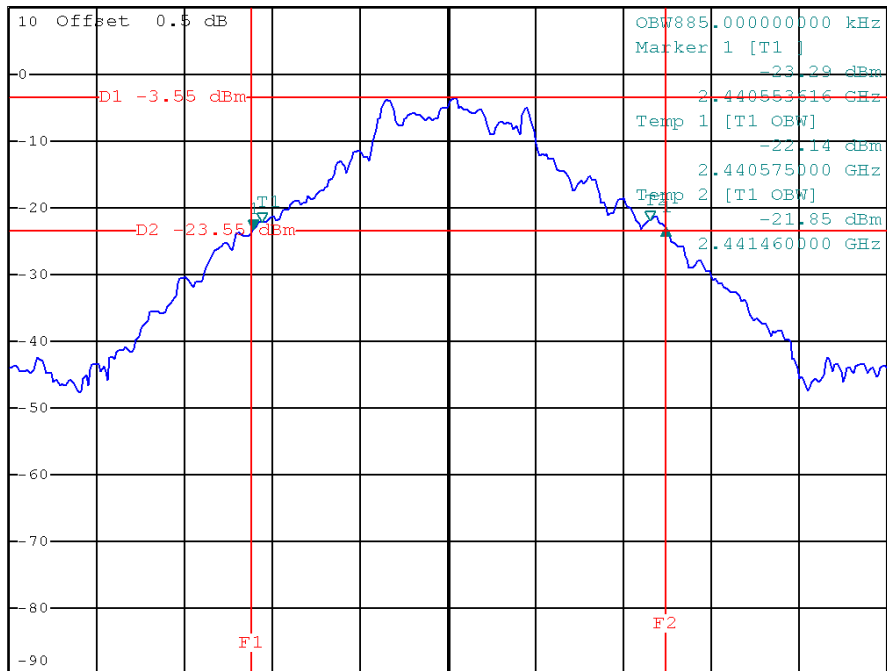
Bluetooth/1 Mbps/2441 MHz/20dB Bandwidth



*RBW 30 kHz Delta 1 [T1]
 *VBW 300 kHz 0.27 dB
 SWT 2.5 ms 942.643391480 kHz

Ref 10 dBm *Att 20 dB

1 PK VIEW



Center 2.441 GHz 200 kHz/ Span 2 MHz



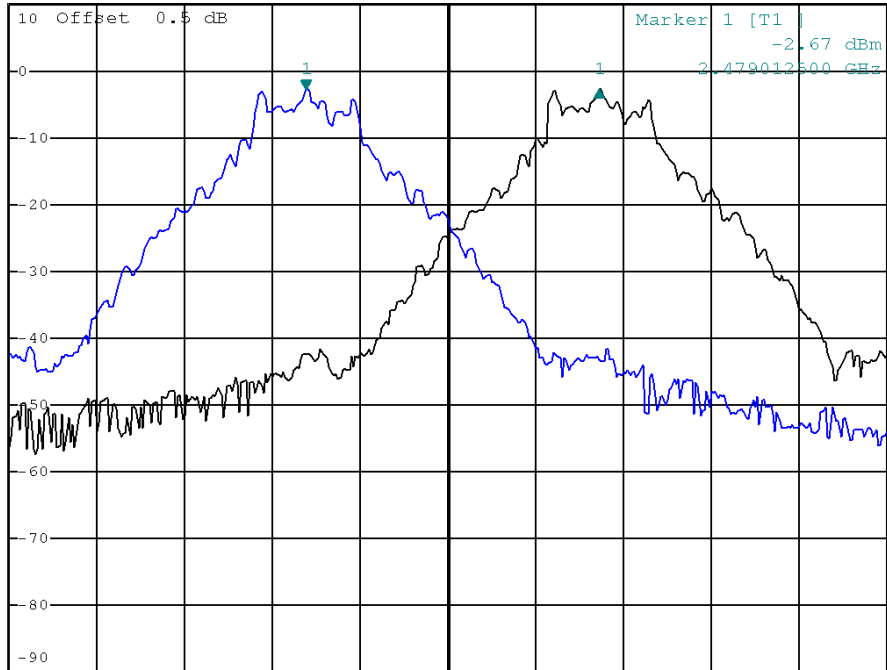
Bluetooth/1 Mbps/2480 MHz/Channel Separation



*RBW 30 kHz Delta 1 [T2]
 *VBW 100 kHz 0.06 dB
 *SWT 20 ms 1.005000000 MHz

Ref 10 dBm *Att 20 dB

1 PK VIEW
 2 PK VIEW



Center 2.4795 GHz 300 kHz/ Span 3 MHz

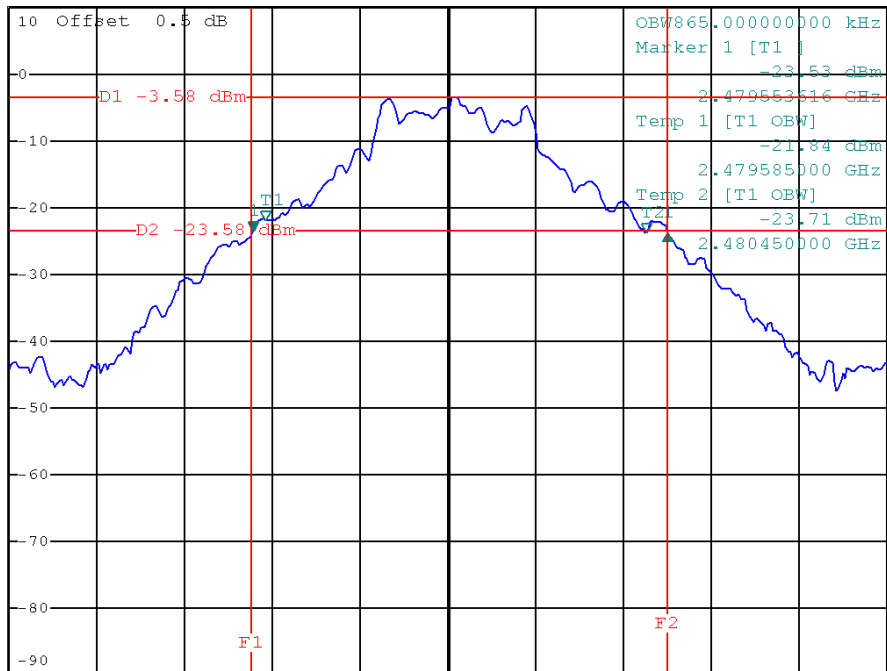
Bluetooth/1 Mbps/2480 MHz/20dB Bandwidth



*RBW 30 kHz Delta 1 [T1]
 *VBW 300 kHz -0.10 dB
 SWT 2.5 ms 947.630922650 kHz

Ref 10 dBm *Att 20 dB

1 PK VIEW



Center 2.48 GHz 200 kHz/ Span 2 MHz



| | | | |
|--------------|-----------------------------------------------|-------------------|---------|
| EUT | Bluetooth Wireless Speaker | Model Name | SP920-A |
| Temperature | 26°C | Relative Humidity | 46% |
| Test Voltage | AC 120V/60Hz | | |
| Test Mode | Bluetooth/3 Mbps/2402 MHz, 2441 MHz, 2480 MHz | | |

| Frequency | Channel Separation (MHz) | 20 dB Bandwidth (MHz) | 99% Occupied Bandwidth (MHz) | Two-thirds of the 20 dB Bandwidth | Result |
|-----------|--------------------------|-----------------------|------------------------------|-----------------------------------|--------|
| 2402 MHz | 1.01 | 1.307 | 1.210 | 0.87 | PASS |
| 2441 MHz | 1.01 | 1.312 | 1.220 | 0.87 | PASS |
| 2480 MHz | 1.01 | 1.307 | 1.230 | 0.87 | PASS |

NOTE: Ch. Separation Limits: >25 KHz or >2/3 of 20dB bandwidth



Bluetooth/3 Mbps/2402 MHz/Channel Separation

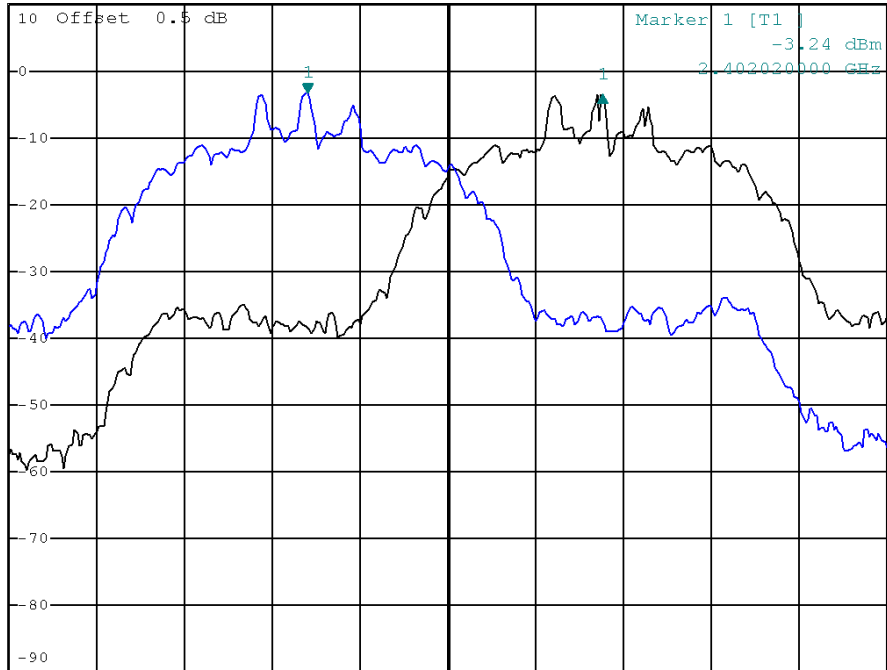


*RBW 30 kHz Delta 1 [T2]
 *VBW 100 kHz -0.21 dB
 *SWT 20 ms 1.005000000 MHz

Ref 10 dBm *Att 20 dB

1 PK VIEW

2 PK VIEW



Center 2.4025 GHz 300 kHz/ Span 3 MHz

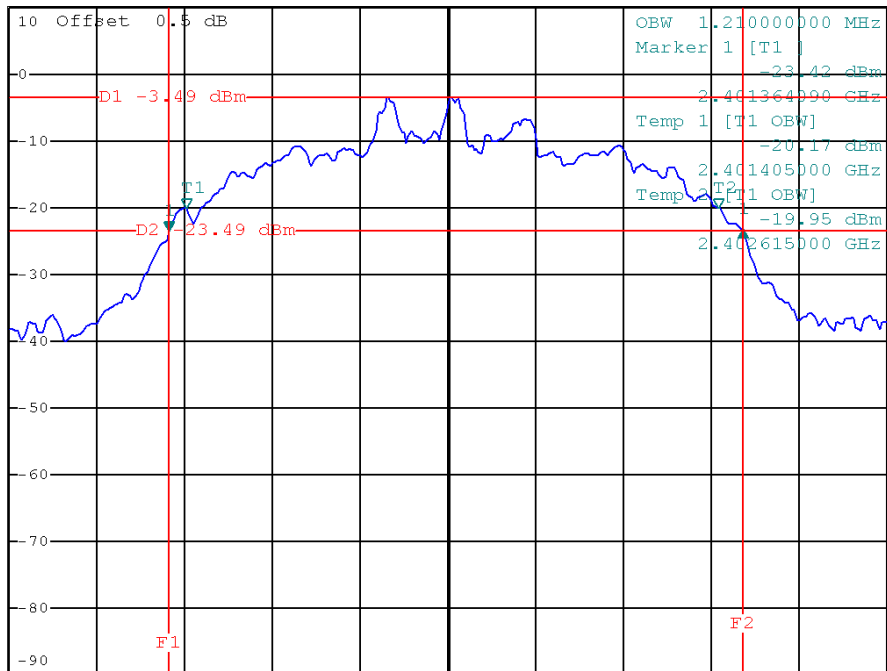
Bluetooth/3 Mbps/2402 MHz/20dB Bandwidth



*RBW 30 kHz Delta 1 [T1]
 *VBW 300 kHz 0.21 dB
 SWT 2.5 ms 1.306733167 MHz

Ref 10 dBm *Att 20 dB

1 PK VIEW



Center 2.402 GHz 200 kHz/ Span 2 MHz



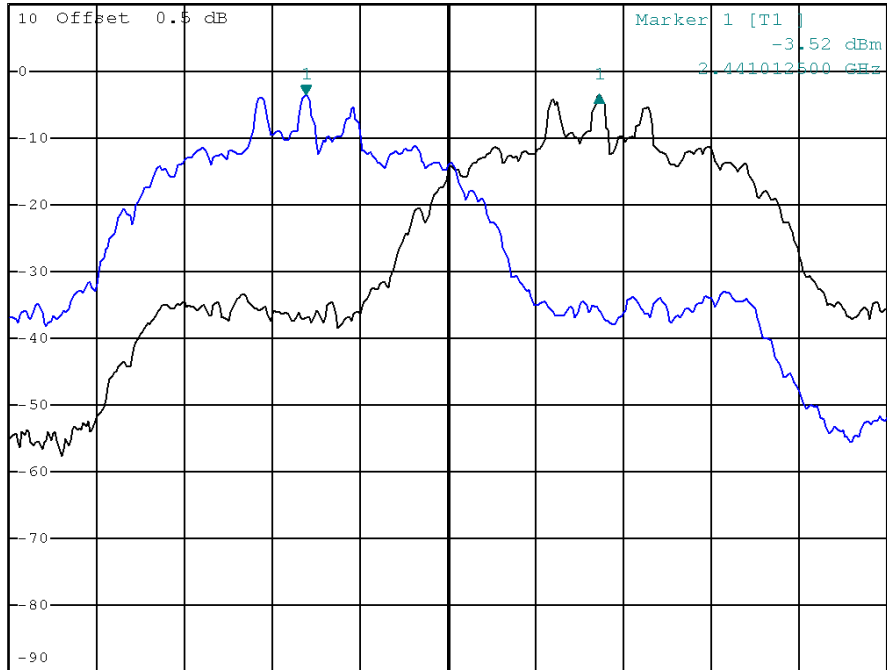
Bluetooth/3 Mbps/2441 MHz/Channel Separation



*RBW 30 kHz Delta 1 [T2]
 *VBW 100 kHz -0.02 dB
 *SWT 20 ms 1.005000000 MHz

Ref 10 dBm *Att 20 dB

1 PK VIEW
 2 PK VIEW



Center 2.4415 GHz 300 kHz/ Span 3 MHz

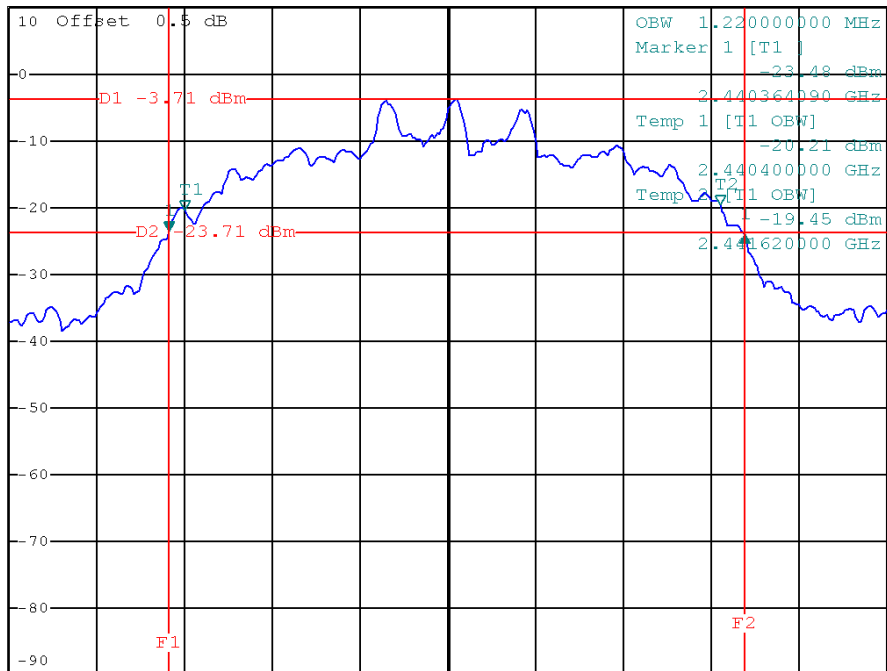
Bluetooth/3 Mbps/2441 MHz/20dB Bandwidth



*RBW 30 kHz Delta 1 [T1]
 *VBW 300 kHz -0.42 dB
 SWT 2.5 ms 1.311720698 MHz

Ref 10 dBm *Att 20 dB

1 PK VIEW



Center 2.441 GHz 200 kHz/ Span 2 MHz



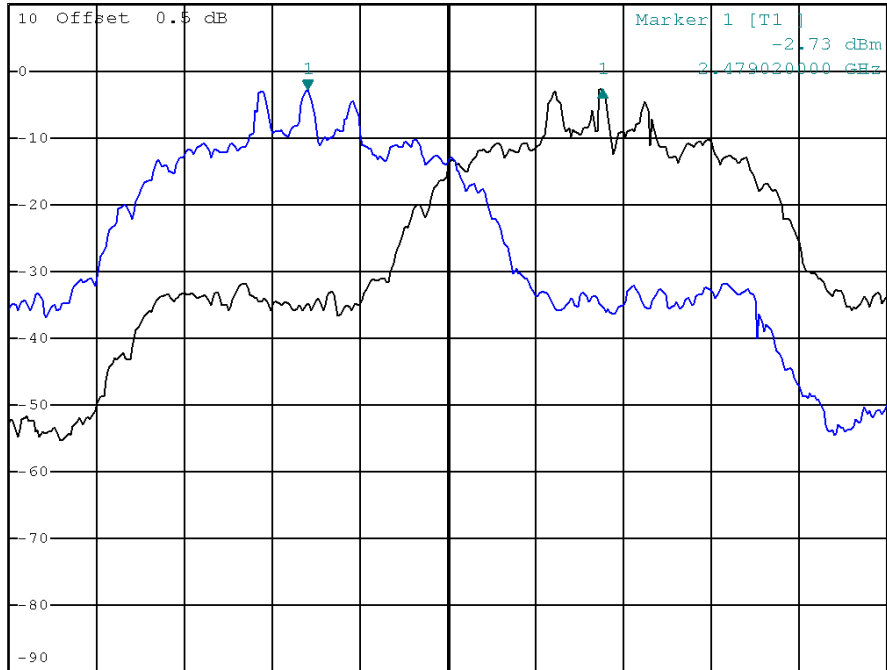
Bluetooth/3 Mbps/2480 MHz/Channel Separation



*RBW 30 kHz Delta 1 [T2]
 *VBW 100 kHz -0.01 dB
 *SWT 20 ms 1.005000000 MHz

Ref 10 dBm *Att 20 dB

1 PK VIEW
 2 PK VIEW



Center 2.4795 GHz 300 kHz/ Span 3 MHz

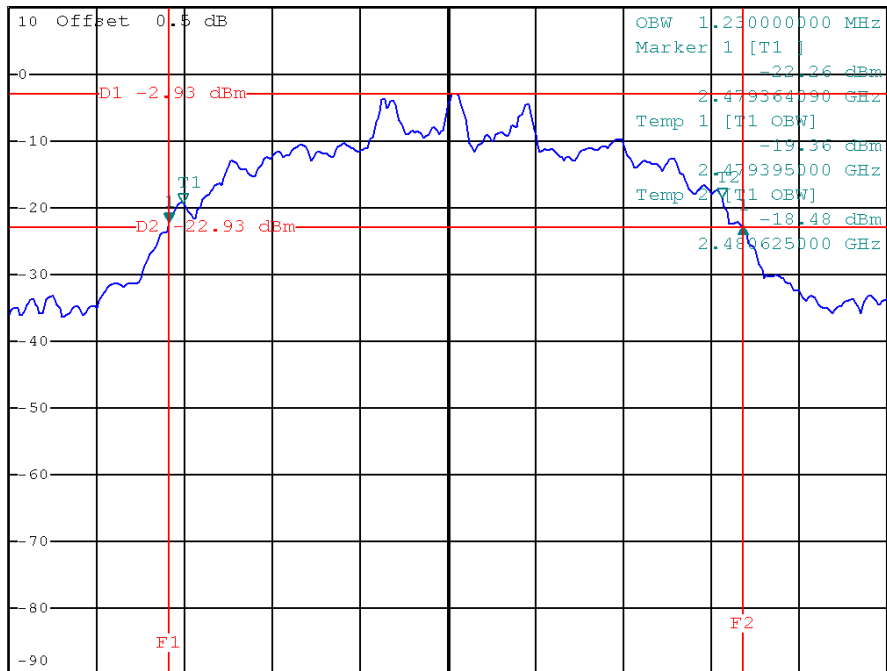
Bluetooth/3 Mbps/2480 MHz/20dB Bandwidth



*RBW 30 kHz Delta 1 [T1]
 *VBW 300 kHz -0.39 dB
 SWT 2.5 ms 1.306733167 MHz

Ref 10 dBm *Att 20 dB

1 PK VIEW



Center 2.48 GHz 200 kHz/ Span 2 MHz



7 MAXIMUM PEAK CONDUCTED OUTPUT POWER

7.1 LIMIT

| Test Item | Frequency Range (MHz) | Limit |
|-------------------------------------|-----------------------|------------------|
| Maximum Peak Conducted Output Power | 2400-2483.5 | 1 watt or 30 dBm |

7.2 MEASUREMENT INSTRUMENTS LIST


| Item | Kind of Equipment | Manufacturer | Type No. | Serial No. | Calibrated until |
|------|-------------------|--------------|----------|------------|------------------|
| 1 | Spectrum Analyzer | R&S | FSP-30 | 100854 | Sep. 08, 2014 |

NOTE: N/A: denotes No Model Name, No Serial No. or No Calibration specified.

7.3 TEST PROCEDURES

- a. The EUT was directly connected to the spectrum analyzer and antenna output port as show in the block diagram below,
- b. Spectrum Setting: RBW= 3 MHz, VBW= 3 MHz, Sweep time = Auto.

7.4 TEST SETUP LAYOUT



7.5 DEVIATION FROM TEST STANDARD

No deviation

7.6 EUT OPERATING CONDITIONS

The EUT tested system was configured as the statements of 5.6 Unless otherwise a special operating condition is specified in the follows during the testing.

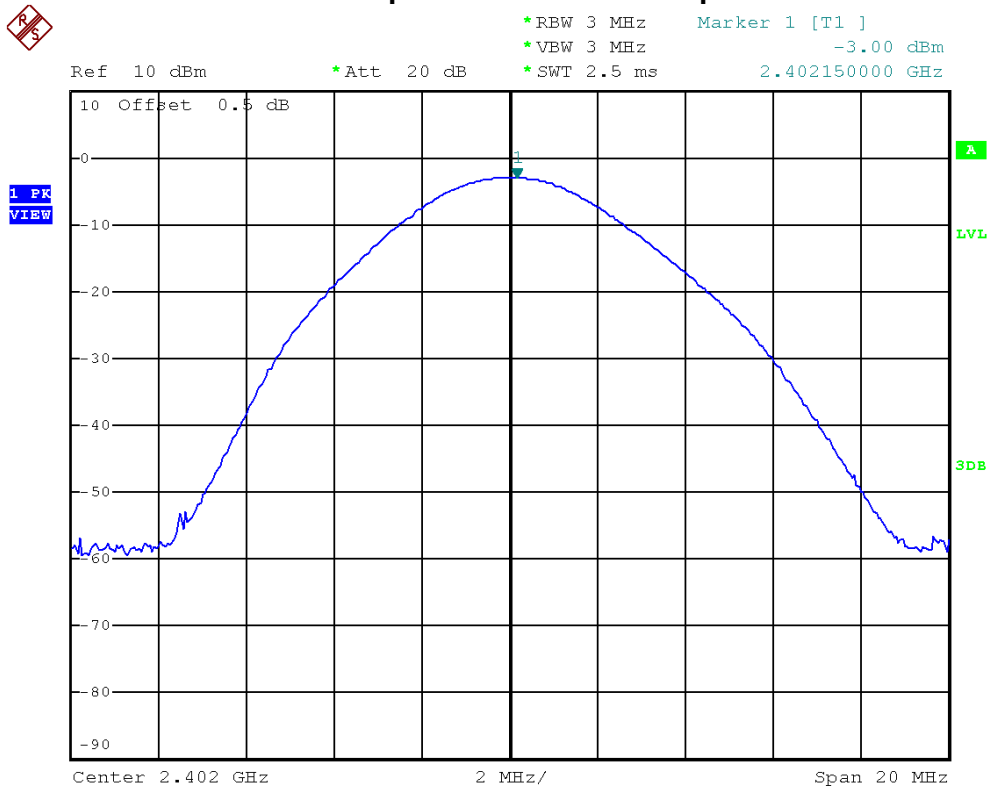


7.7 TEST RESULTS

| | | | |
|--------------|-----------------------------------------------|-------------------|---------|
| EUT | Bluetooth Wireless Speaker | Model Name | SP920-A |
| Temperature | 26°C | Relative Humidity | 46% |
| Test Voltage | AC 120V/60Hz | | |
| Test Mode | Bluetooth/1 Mbps/2402 MHz, 2441 MHz, 2480 MHz | | |

| Frequency | Peak Output Power | | Limit | | Result |
|-----------|-------------------|--------|-------|-----|--------|
| | (dBm) | (W) | (dBm) | (W) | |
| 2402 MHz | -3.00 | 0.0005 | 30 | 1 | PASS |
| 2441 MHz | -2.39 | 0.0006 | 30 | 1 | PASS |
| 2480 MHz | -2.20 | 0.0006 | 30 | 1 | PASS |

Bluetooth/1 Mbps/2402 MHz/Peak Output Power





Bluetooth/1 Mbps/2441 MHz/Peak Output Power



*RBW 3 MHz Marker 1 [T1]
*VBW 3 MHz -2.39 dBm
*SWT 2.5 ms 2.440650000 GHz

Ref 10 dBm

*Att 20 dB

1 PK
VIEW



Center 2.441 GHz

2 MHz/

Span 20 MHz

Bluetooth/1 Mbps/2480 MHz/Peak Output Power

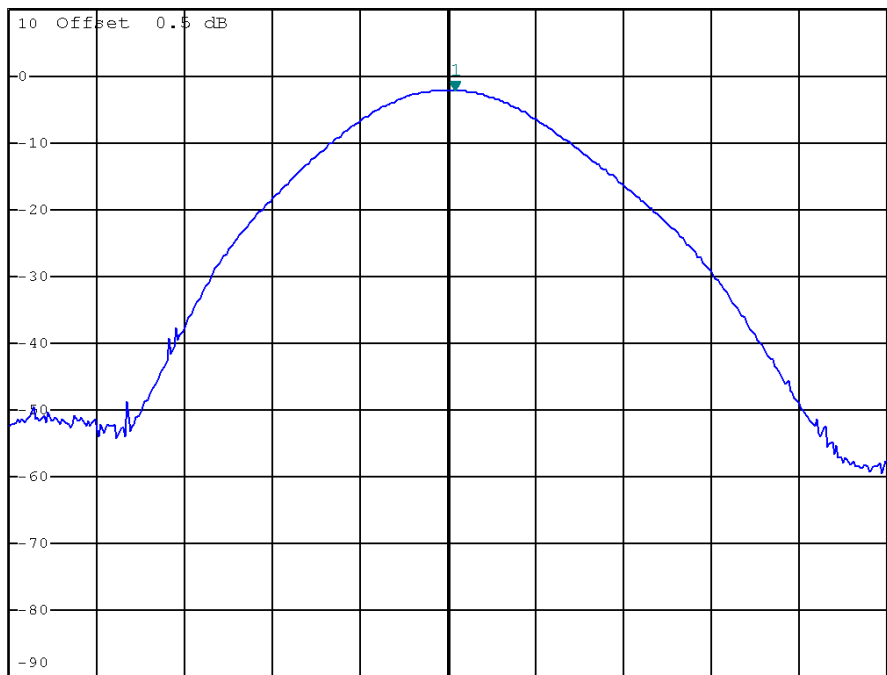


*RBW 3 MHz Marker 1 [T1]
*VBW 3 MHz -2.20 dBm
*SWT 2.5 ms 2.480150000 GHz

Ref 10 dBm

*Att 20 dB

1 PK
VIEW



Center 2.48 GHz

2 MHz/

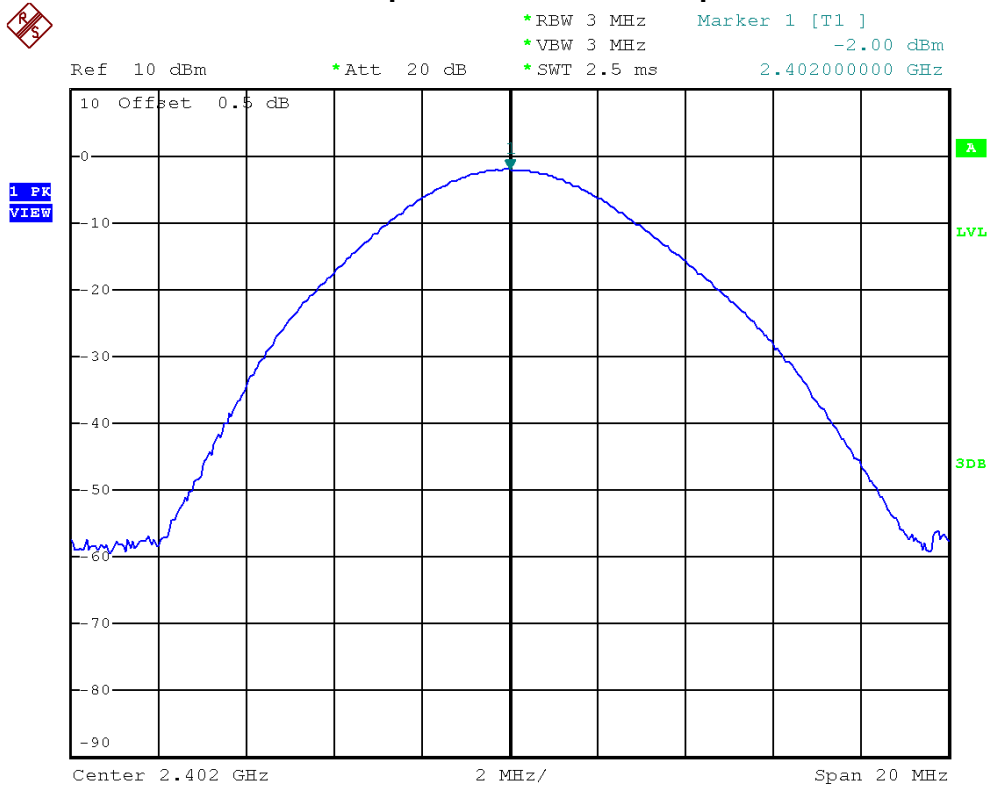
Span 20 MHz



| | | | |
|--------------|-----------------------------------------------|-------------------|---------|
| EUT | Bluetooth Wireless Speaker | Model Name | SP920-A |
| Temperature | 26°C | Relative Humidity | 46% |
| Test Voltage | AC 120V/60Hz | | |
| Test Mode | Bluetooth/3 Mbps/2402 MHz, 2441 MHz, 2480 MHz | | |

| Frequency | Peak Output Power | | Limit | | Result |
|-----------|-------------------|--------|-------|-----|--------|
| | (dBm) | (W) | (dBm) | (W) | |
| 2402 MHz | -2.00 | 0.0006 | 30 | 1 | PASS |
| 2441 MHz | -2.43 | 0.0006 | 30 | 1 | PASS |
| 2480 MHz | -1.52 | 0.0007 | 30 | 1 | PASS |

Bluetooth/3 Mbps/2402 MHz/Peak Output Power





Bluetooth/3 Mbps/2441 MHz/Peak Output Power

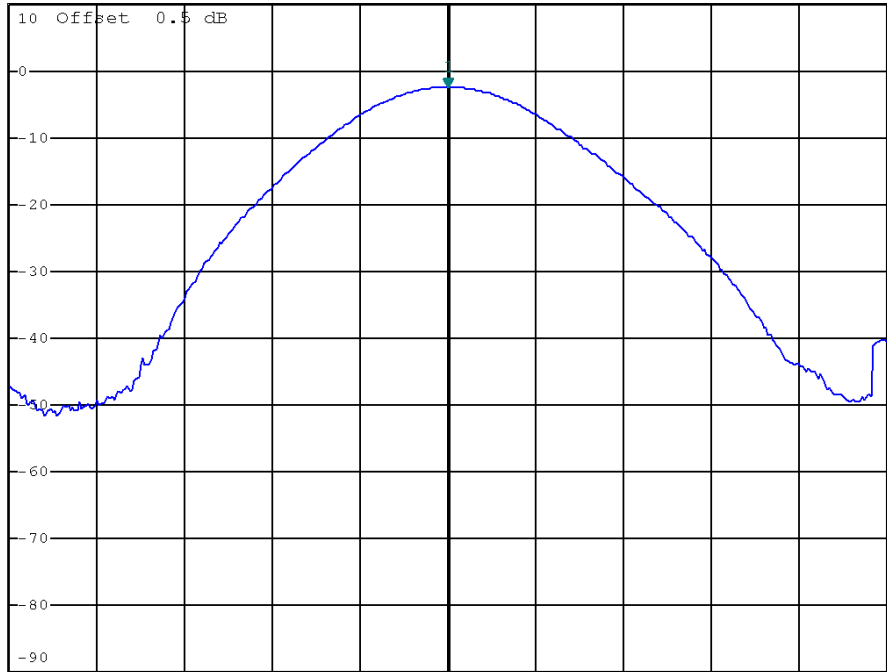


*RBW 3 MHz Marker 1 [T1]
 *VBW 3 MHz -2.43 dBm
 *SWT 2.5 ms 2.441000000 GHz

Ref 10 dBm

*Att 20 dB

1 PK VIEW



Center 2.441 GHz

2 MHz/

Span 20 MHz

Bluetooth/3 Mbps/2480 MHz/Peak Output Power

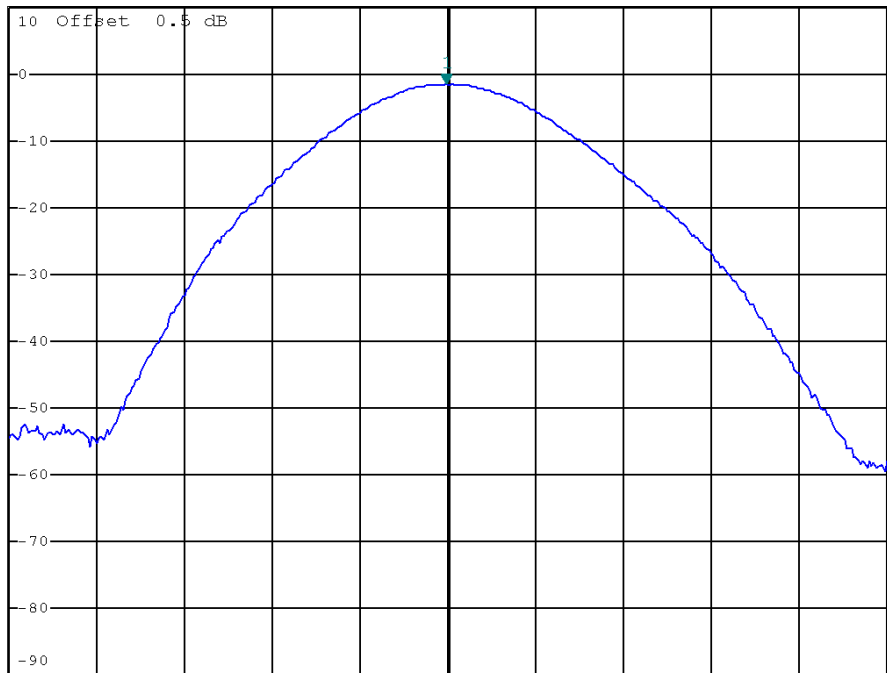


*RBW 3 MHz Marker 1 [T1]
 *VBW 3 MHz -1.52 dBm
 *SWT 2.5 ms 2.479950000 GHz

Ref 10 dBm

*Att 20 dB

1 PK VIEW



Center 2.48 GHz

2 MHz/

Span 20 MHz



8 RADIATED SPURIOUS EMISSION (9 KHZ TO 1 GHZ)

8.1 LIMIT

20 dB in any 100 kHz bandwidth outside the operating frequency band. In case the emission fall within the restricted band specified on 15.205(a), then the 15.209(a) limit in the table below has to be followed.

| Frequency Range: 9 kHz to 1 GHz | | |
|---------------------------------|-----------------------------------|-------------------------------|
| FREQUENCY (MHz) | Field Strength (microvolts/meter) | Measurement Distance (meters) |
| 0.009~0.490 | 2400/F(kHz) | 300 |
| 0.490~1.705 | 24000/F(kHz) | 30 |
| 1.705~30.0 | 30 | 30 |
| 30~88 | 100 | 3 |
| 88~216 | 150 | 3 |
| 216~960 | 200 | 3 |
| Above 960 | 500 | 3 |

| Frequency Range: above 1 GHz | | | | |
|------------------------------|--------------------------|---------|--------------------------|---------|
| FREQUENCY (MHz) | Class A (dBuV/m) (at 3m) | | Class B (dBuV/m) (at 3m) | |
| | PEAK | AVERAGE | PEAK | AVERAGE |
| above 1 GHz | 80 | 60 | 74 | 54 |

NOTE:

- (1) The limit for radiated test was performed according to FCC PART 15B.
- (2) The tighter limit applies at the band edges.
- (3) Emission level (dBuV/m)=20log Emission level (uV/m).
- (4) The test result calculated as following:
 Measurement Value = Reading Level + Correct Factor
 Correct Factor = Antenna Factor + Cable Loss – Amplifier Gain(if use)
 Margin Level = Measurement Value – Limit Value



8.2 MEASUREMENT INSTRUMENTS LIST

| Item | Kind of Equipment | Manufacturer | Type No. | Serial No. | Calibrated until |
|------|-------------------------|--------------------|--------------|------------|------------------|
| 1 | Spectrum Analyzer | R&S | FSP-30 | 100854 | Sep. 08, 2014 |
| 2 | Horn Antenna | Schwarzbeck | BBHA 9120 | D-325 | Apr. 15, 2014 |
| 3 | Microwave Pre_amplifier | Agilent | 8449B | 3008A01714 | Apr. 16, 2014 |
| 4 | Microflex Cable | Harbour industries | 27478LL142 | 1m | May. 13, 2014 |
| 5 | Microflex Cable | EMC | S104-SMA | 8m | May. 13, 2014 |
| 6 | Microflex Cable | Harbour industries | 27478LL142 | 3m | May. 13, 2014 |
| 7 | Test Cable | LMR | LMR-400 | 12m | May. 14, 2014 |
| 8 | Test Cable | LMR | LMR-400 | 3m | May. 14, 2014 |
| 9 | Pre-Amplifier | Anritsu | MH648A | M92649 | Jun. 18, 2014 |
| 10 | Log-Bicon Antenna | Schwarzbeck | VULB9168-352 | 9168-352 | Jun. 11, 2014 |

Remark: "N/A" denotes No Model Name, No Serial No. or No Calibration specified.

8.3 MEASURING INSTRUMENTS SETTING

| EMI Test Receiver | Parameter Setting |
|------------------------|----------------------------------|
| Attenuation | Auto |
| Start ~ Stop Frequency | 9kHz~150kHz / RB 200Hz for QP |
| Start ~ Stop Frequency | 150kHz~30MHz / RB 9kHz for QP |
| Start ~ Stop Frequency | 30MHz~1000MHz / RB 120kHz for QP |

8.4 TEST PROCEDURES

- a. The measuring distance of at 3 m shall be used for measurements at frequency up to 1 GHz. For frequencies above 1 GHz, any suitable measuring distance may be used.
- b. The EUT was placed on the top of a rotating table 0.8 meters above the ground at a 3m Semi-anechoic chamber. The table was rotated 360 degrees to determine the position of the highest radiation.
- c. The height of the equipment or of the substitution antenna shall be 0.8 m; the height of the test antenna shall vary between 1 m to 4 m. Both horizontal and vertical polarizations of the antenna are set to make the measurement.
- d. The initial step in collecting conducted emission data is a spectrum analyzer peak detector mode pre-scanning the measurement frequency range. Significant peaks are then marked and then Quasi Peak detector mode re-measured.
- e. If the Peak Mode measured value compliance with and lower than Quasi Peak Mode Limit, the EUT shall be deemed to meet QP Limits and then no additional QP Mode measurement performed.
- f. For the actual test configuration, please refer to the related Item –EUT Test Photos.
- g. The testing follows the guidelines in ANSI C63.4 and FCC Public Notice DA 00-705 Measurement Guidelines. In case the emission is fail due to the used RBW/VBW is too wide, marker-delta method of FCC Public Notice DA 00-705 will be followed.

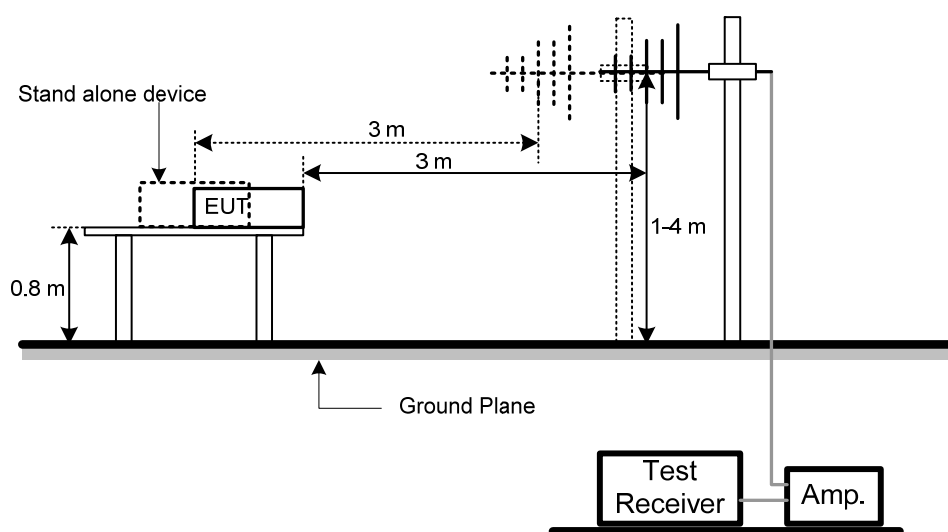
NOTE:

- a. Reading in which marked as QP or Peak means measurements by using are Quasi-Peak Mode with Detector BW=120 kHz; SPA setting in RBW=100 kHz, VBW =100 kHz, Swp. Time = 0.3 sec./ MHz.
- b. All readings are Peak unless otherwise stated QP in column of Note. Peak denotes that the Peak reading compliance with the QP Limits and then QP Mode measurement didn't perform.

8.5 DEVIATION FROM TEST STANDARD

No deviation

8.6 TEST SETUP LAYOUT





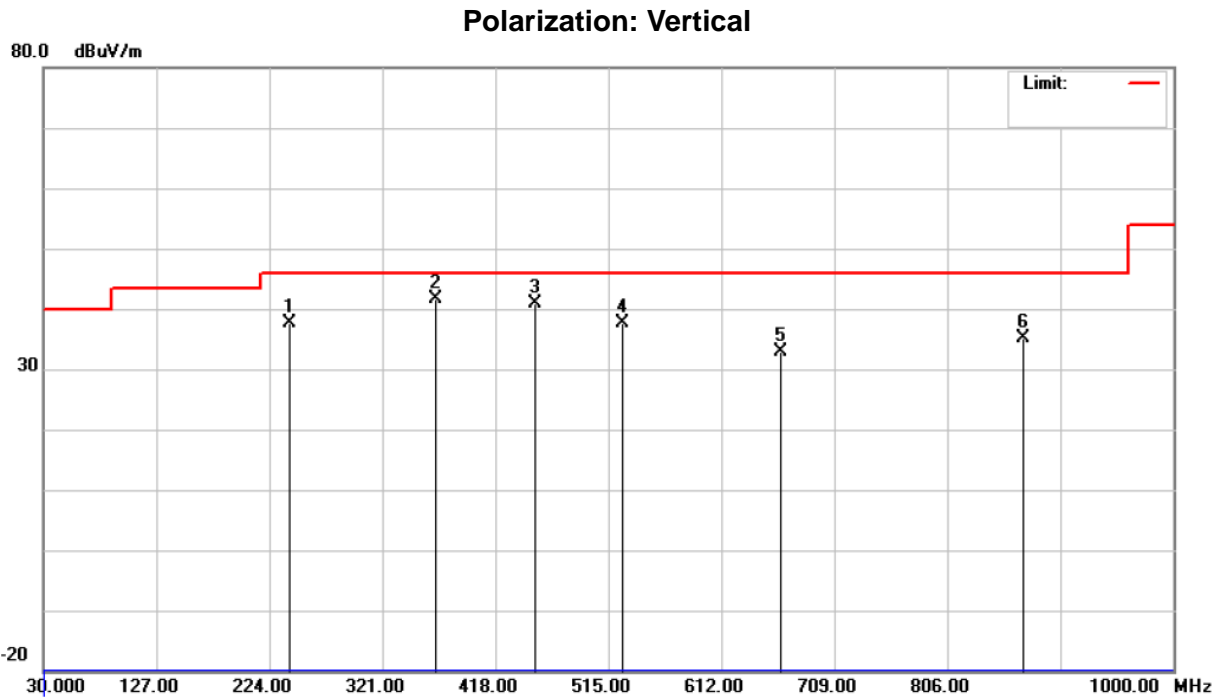
8.7 EUT OPERATING CONDITIONS

The EUT tested system was configured as the statements of 5.6 Unless otherwise a special operating condition is specified in the follows during the testing.



8.8 TEST RESULTS

| | | | |
|--------------|----------------------------|-------------------|---------|
| EUT | Bluetooth Wireless Speaker | Model Name | SP920-A |
| Temperature | 25°C | Relative Humidity | 62% |
| Test Voltage | AC 120V/60Hz | | |
| Test Mode | Bluetooth/1 Mbps/2441 MHz | | |

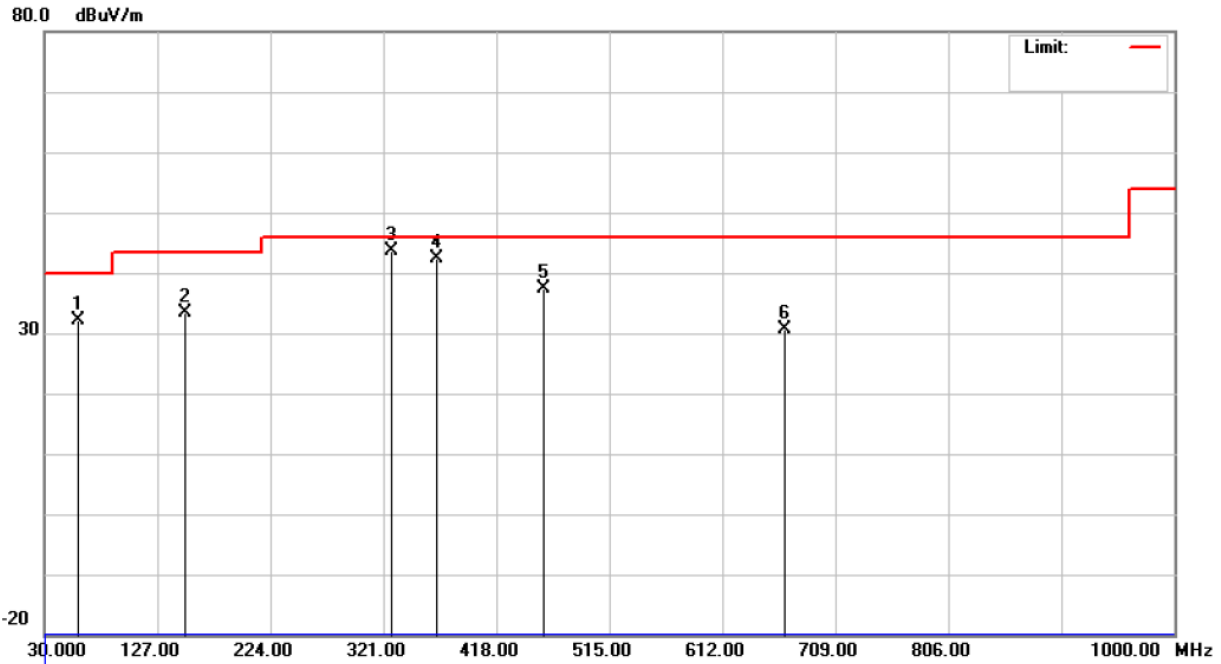


| No. | Mk. | Freq. MHz | Reading Level dBuV | Correct Factor dB | Measure- ment dBuV/m | Limit dBuV/m | Over dB | Detector | Comment |
|-----|-----|--------------|--------------------------|-------------------------|----------------------------|-----------------|------------|----------|---------|
| 1 | | 240.9750 | 52.95 | -15.42 | 37.53 | 46.00 | -8.47 | peak | |
| 2 | * | 367.0750 | 53.74 | -12.20 | 41.54 | 46.00 | -4.46 | peak | |
| 3 | | 451.9500 | 50.72 | -9.75 | 40.97 | 46.00 | -5.03 | peak | |
| 4 | | 527.1250 | 46.53 | -8.80 | 37.73 | 46.00 | -8.27 | peak | |
| 5 | | 662.9249 | 39.57 | -6.78 | 32.79 | 46.00 | -13.21 | peak | |
| 6 | | 871.4749 | 38.99 | -3.88 | 35.11 | 46.00 | -10.89 | peak | |



| | | | |
|--------------|----------------------------|-------------------|---------|
| EUT | Bluetooth Wireless Speaker | Model Name | SP920-A |
| Temperature | 25°C | Relative Humidity | 62% |
| Test Voltage | AC 120V/60Hz | | |
| Test Mode | Bluetooth/1 Mbps/2441 MHz | | |

Polarization: Horizontal



| No. | Mk. | Freq. MHz | Reading Level dBuV | Correct Factor dB | Measure- ment dBuV/m | Limit dBuV/m | Over dB | Detector | Comment |
|-----|-----|--------------|--------------------------|-------------------------|----------------------------|-----------------|------------|----------|---------|
| 1 | | 59.0999 | 46.17 | -14.07 | 32.10 | 40.00 | -7.90 | peak | |
| 2 | | 151.2500 | 47.52 | -14.15 | 33.37 | 43.50 | -10.13 | peak | |
| 3 | * | 328.2749 | 56.46 | -12.91 | 43.55 | 46.00 | -2.45 | peak | |
| 4 | | 367.0750 | 54.51 | -12.20 | 42.31 | 46.00 | -3.69 | peak | |
| 5 | | 459.2250 | 47.04 | -9.71 | 37.33 | 46.00 | -8.67 | peak | |
| 6 | | 665.3499 | 37.41 | -6.76 | 30.65 | 46.00 | -15.35 | peak | |



9 RADIATED SPURIOUS EMISSION (ABOVE 1 GHZ)

9.1 LIMIT

20dBc in any 100 kHz bandwidth outside the operating frequency band. In case the emission fall within the restricted band specified on 15.205(a), then the 15.209(a) limit in the table below has to be followed.

| Frequency Range: 9 kHz to 1 GHz | | |
|---------------------------------|-----------------------------------|-------------------------------|
| FREQUENCY (MHz) | Field Strength (micровolts/meter) | Measurement Distance (meters) |
| 0.009~0.490 | 2400/F(kHz) | 300 |
| 0.490~1.705 | 24000/F(kHz) | 30 |
| 1.705~30.0 | 30 | 30 |
| 30~88 | 100 | 3 |
| 88~216 | 150 | 3 |
| 216~960 | 200 | 3 |
| Above 960 | 500 | 3 |

| Frequency Range: above 1 GHz | | | | |
|------------------------------|--------------------------|---------|--------------------------|---------|
| FREQUENCY (MHz) | Class A (dBuV/m) (at 3m) | | Class B (dBuV/m) (at 3m) | |
| | PEAK | AVERAGE | PEAK | AVERAGE |
| above 1 GHz | 80 | 60 | 74 | 54 |

NOTE:

- (1) The limit for radiated test was performed according to FCC PART 15B.
- (2) The tighter limit applies at the band edges.
- (3) Emission level (dBuV/m)=20log Emission level (uV/m).
- (4) The test result calculated as following:
 Measurement Value = Reading Level + Correct Factor
 Correct Factor = Antenna Factor + Cable Loss – Amplifier Gain(if use)
 Margin Level = Measurement Value – Limit Value



9.2 MEASUREMENT INSTRUMENTS LIST

| Item | Kind of Equipment | Manufacturer | Type No. | Serial No. | Calibrated until |
|------|-------------------------|--------------------|--------------|------------|------------------|
| 1 | Spectrum Analyzer | R&S | FSP-30 | 100854 | Sep. 08, 2014 |
| 2 | Horn Antenna | Schwarzbeck | BBHA 9120 | D-325 | Apr. 15, 2014 |
| 3 | Microwave Pre_amplifier | Agilent | 8449B | 3008A01714 | Apr. 16, 2014 |
| 4 | Microflex Cable | Harbour industries | 27478LL142 | 1m | May. 13, 2014 |
| 5 | Microflex Cable | EMC | S104-SMA | 8m | May. 13, 2014 |
| 6 | Microflex Cable | Harbour industries | 27478LL142 | 3m | May. 13, 2014 |
| 7 | Test Cable | LMR | LMR-400 | 12m | May. 14, 2014 |
| 8 | Test Cable | LMR | LMR-400 | 3m | May. 14, 2014 |
| 9 | Pre-Amplifier | Anritsu | MH648A | M92649 | Jun. 18, 2014 |
| 10 | Log-Bicon Antenna | Schwarzbeck | VULB9168-352 | 9168-352 | Jun. 11, 2014 |

Remark: "N/A" denotes No Model Name, No Serial No. or No Calibration specified.

9.3 MEASURING INSTRUMENTS SETTING

| Spectrum Analyzer | Parameter Setting |
|---------------------------------------|------------------------------------------------|
| Attenuation | Auto |
| Start Frequency | 1000 MHz |
| Stop Frequency | 10th carrier harmonic |
| RB / VB (emission in restricted band) | 1MHz / 1MHz for Peak, 1 MHz / 10Hz for Average |
| RB / VB (other emission) | 1MHz / 1MHz for Peak, 1 MHz / 10Hz for Average |

9.4 TEST PROCEDURES

- a. The measuring distance of at 3 m shall be used for measurements at frequency up to 1 GHz. For frequencies above 1 GHz, any suitable measuring distance may be used.
- b. The EUT was placed on the top of a rotating table 0.8 meters above the ground at a 3m Semi-anechoic chamber. The table was rotated 360 degrees to determine the position of the highest radiation.
- c. The height of the equipment or of the substitution antenna shall be 0.8 m; the height of the test antenna shall vary between 1 m to 4 m. Both horizontal and vertical polarizations of the antenna are set to make the measurement.
- d. The initial step in collecting conducted emission data is a spectrum analyzer peak detector mode pre-scanning the measurement frequency range. Significant peaks are then marked and then Quasi Peak detector mode re-measured.
- e. If the Peak Mode measured value compliance with and lower than Quasi Peak Mode Limit, the EUT shall be deemed to meet QP Limits and then no additional QP Mode measurement performed.
- f. For the actual test configuration, please refer to the related Item –EUT Test Photos.
- g. The testing follows the guidelines in ANSI C63.4 and FCC Public Notice DA 00-705 Measurement Guidelines. In case the emission is fail due to the used RBW/VBW is too wide, marker-delta method of FCC Public Notice DA 00-705 will be followed.

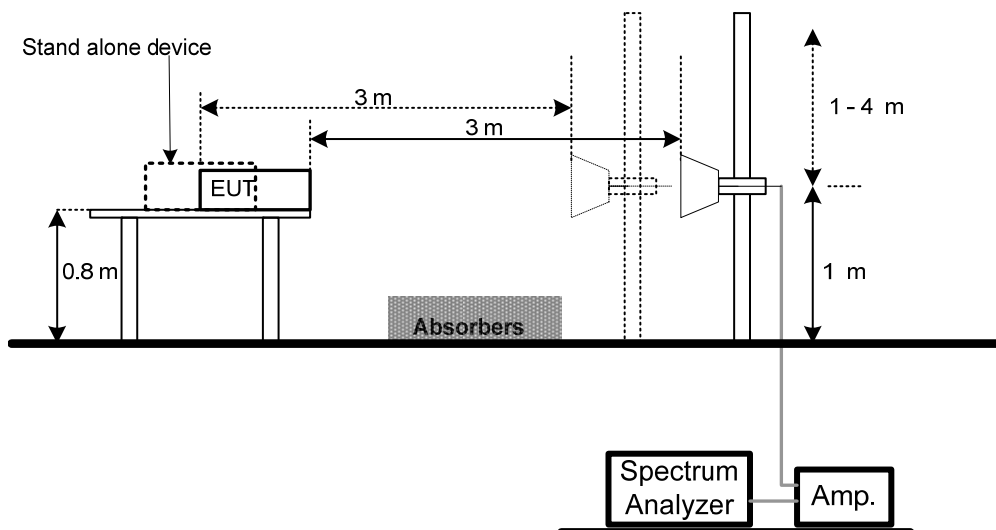
NOTE:

- a. Reading in which marked as Peak means measurements by using are Peak Mode with instrument setting in RBW= 1 MHz, VBW= 1 MHz, Swp. Time = Auto.
Reading in which marked as AV means measurements by using are Average Mode with instrument setting in RBW= 1 MHz, VBW= 10 Hz, Swp. Time = Auto.
- b. All readings are Peak Mode value unless otherwise stated AVG in column of Note. If the Peak Mode Measured value compliance with the Peak Limits and lower than AVG Limits, the EUT shall be deemed to meet both Peak & AVG Limits and then only Peak Mode was measured, but AVG Mode didn't perform.

9.5 DEVIATION FROM TEST STANDARD

No deviation

9.6 TEST SETUP LAYOUT





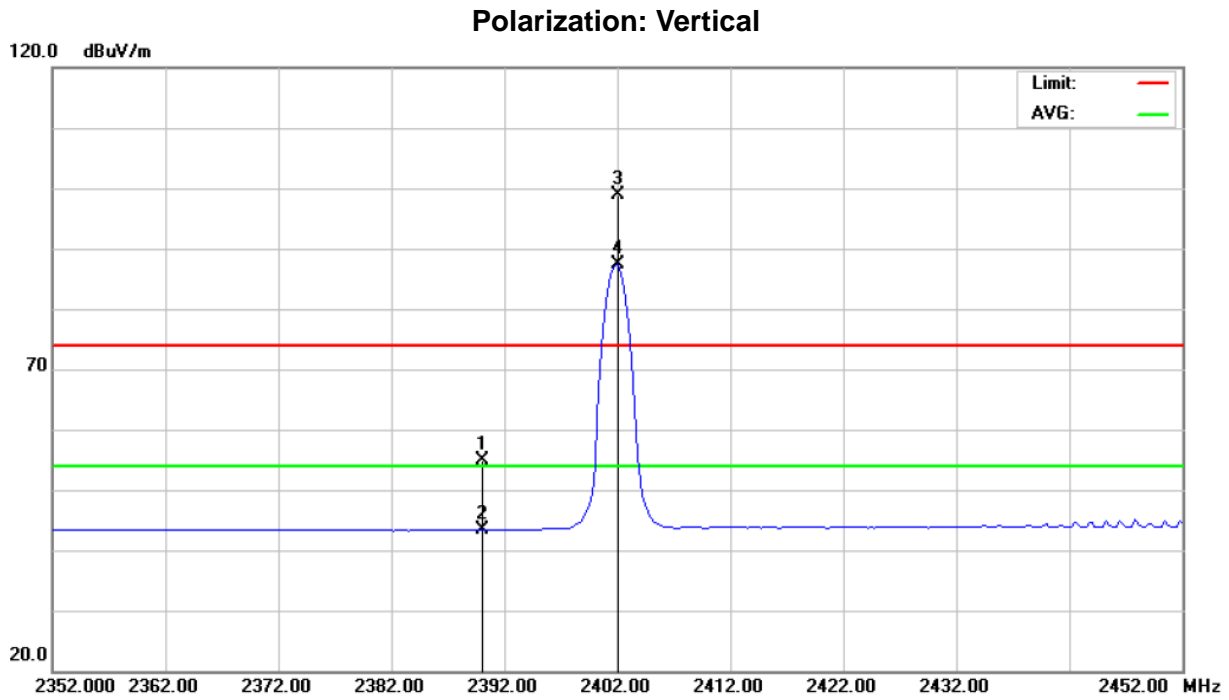
9.7 EUT OPERATING CONDITIONS

The EUT tested system was configured as the statements of 5.6 Unless otherwise a special operating condition is specified in the follows during the testing.



9.8 TEST RESULTS

| | | | |
|--------------|----------------------------|-------------------|---------|
| EUT | Bluetooth Wireless Speaker | Model Name | SP920-A |
| Temperature | 25°C | Relative Humidity | 62% |
| Test Voltage | AC 120V/60Hz | | |
| Test Mode | Bluetooth/1 Mbps/2402 MHz | | |

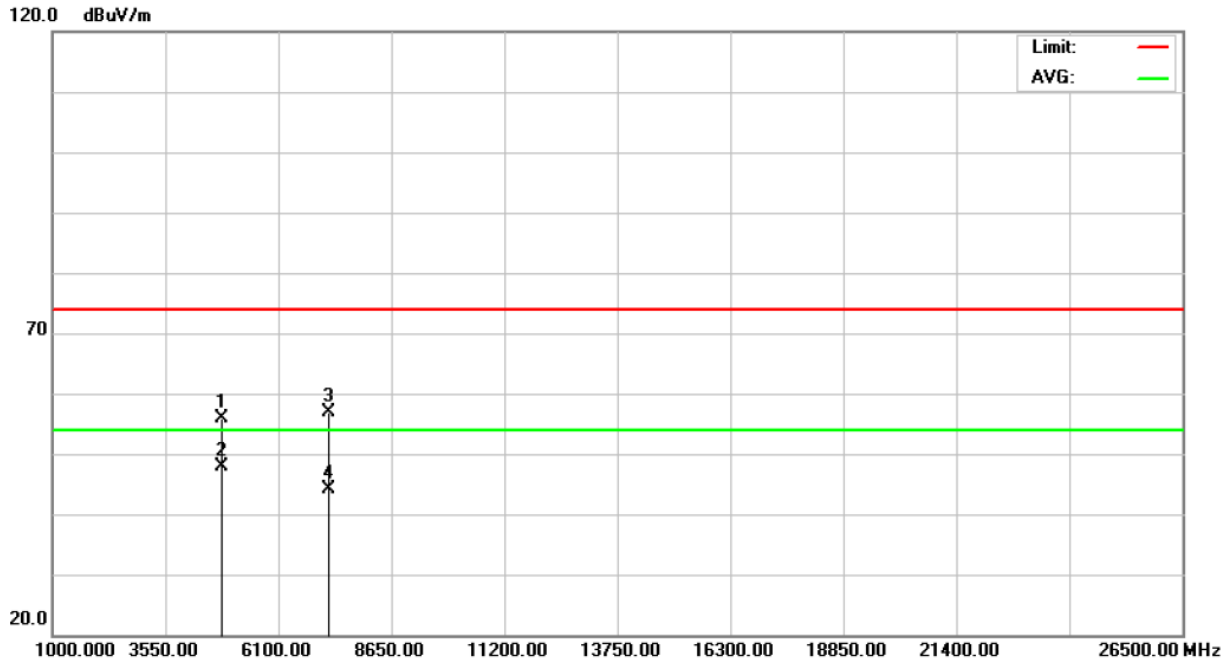


| No. | Mk. | Freq. MHz | Reading Level dBuV | Correct Factor dB | Measure- ment dBuV/m | Limit dBuV/m | Over dB | Detector | Comment |
|-----|-----|--------------|--------------------------|-------------------------|----------------------------|-----------------|------------|----------|---------|
| 1 | | 2390.000 | 23.04 | 31.81 | 54.85 | 74.00 | -19.15 | peak | |
| 2 | | 2390.000 | 11.54 | 31.81 | 43.35 | 54.00 | -10.65 | AVG | |
| 3 | X | 2402.000 | 66.90 | 31.86 | 98.76 | 74.00 | 24.76 | peak | |
| 4 | * | 2402.000 | 55.41 | 31.86 | 87.27 | 54.00 | 33.27 | AVG | |



| | | | |
|--------------|----------------------------|-------------------|---------|
| EUT | Bluetooth Wireless Speaker | Model Name | SP920-A |
| Temperature | 25°C | Relative Humidity | 62% |
| Test Voltage | AC 120V/60Hz | | |
| Test Mode | Bluetooth/1 Mbps/2402 MHz | | |

Polarization: Vertical

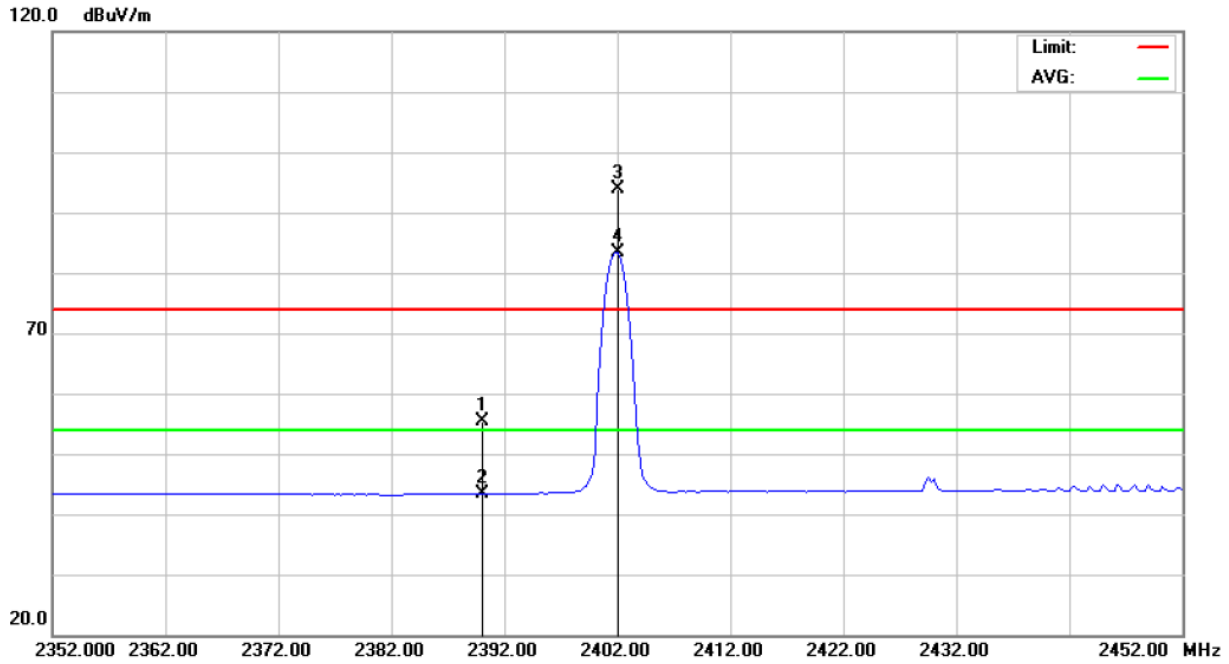


| No. | Mk. | Freq. MHz | Reading Level dBuV | Correct Factor dB | Measure- ment dBuV/m | Limit dBuV/m | Over dB | Detector | Comment |
|-----|-----|--------------|--------------------------|-------------------------|----------------------------|-----------------|------------|----------|---------|
| 1 | | 4803.790 | 49.80 | 6.19 | 55.99 | 74.00 | -18.01 | peak | |
| 2 | * | 4803.790 | 41.62 | 6.19 | 47.81 | 54.00 | -6.19 | AVG | |
| 3 | | 7206.330 | 44.56 | 12.38 | 56.94 | 74.00 | -17.06 | peak | |
| 4 | | 7206.330 | 31.77 | 12.38 | 44.15 | 54.00 | -9.85 | AVG | |



| | | | |
|--------------|----------------------------|-------------------|---------|
| EUT | Bluetooth Wireless Speaker | Model Name | SP920-A |
| Temperature | 25°C | Relative Humidity | 62% |
| Test Voltage | AC 120V/60Hz | | |
| Test Mode | Bluetooth/1 Mbps/2402 MHz | | |

Polarization: Horizontal

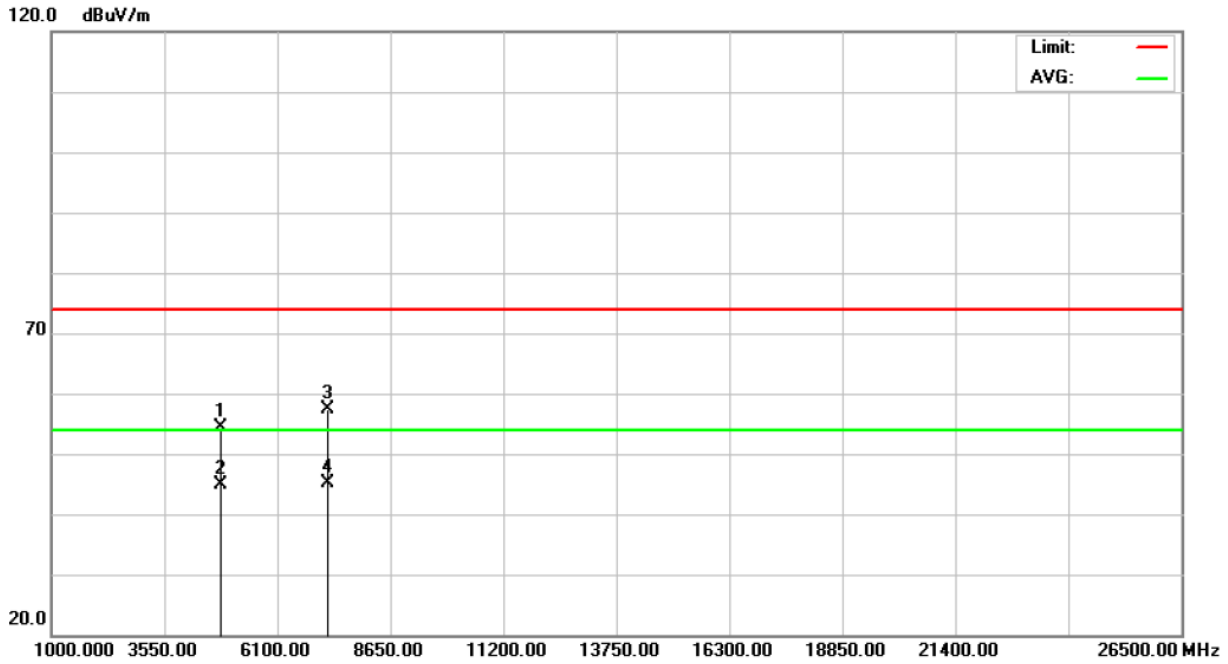


| No. | Mk. | Freq. MHz | Reading Level dBuV | Correct Factor dB | Measure- ment dBuV/m | Limit dBuV/m | Over dB | Detector | Comment |
|-----|-----|--------------|--------------------------|-------------------------|----------------------------|-----------------|------------|----------|---------|
| 1 | | 2390.000 | 23.57 | 31.81 | 55.38 | 74.00 | -18.62 | peak | |
| 2 | | 2390.000 | 11.54 | 31.81 | 43.35 | 54.00 | -10.65 | AVG | |
| 3 | X | 2402.000 | 62.11 | 31.86 | 93.97 | 74.00 | 19.97 | peak | |
| 4 | * | 2402.000 | 51.60 | 31.86 | 83.46 | 54.00 | 29.46 | AVG | |



| | | | |
|--------------|----------------------------|-------------------|---------|
| EUT | Bluetooth Wireless Speaker | Model Name | SP920-A |
| Temperature | 25°C | Relative Humidity | 62% |
| Test Voltage | AC 120V/60Hz | | |
| Test Mode | Bluetooth/1 Mbps/2402 MHz | | |

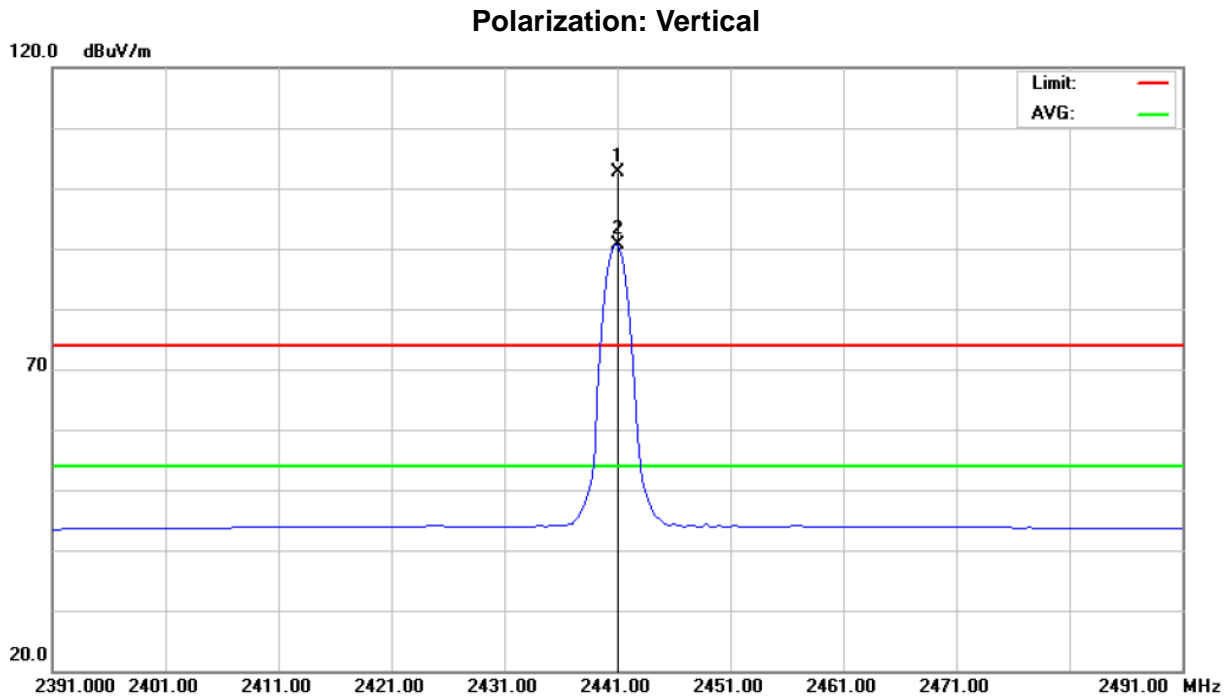
Polarization: Horizontal



| No. | Mk. | Freq. MHz | Reading Level dBuV | Correct Factor dB | Measure- ment dBuV/m | Limit dBuV/m | Over dB | Detector | Comment |
|-----|-----|--------------|--------------------------|-------------------------|----------------------------|-----------------|------------|----------|---------|
| 1 | | 4803.760 | 48.20 | 6.19 | 54.39 | 74.00 | -19.61 | peak | |
| 2 | | 4803.760 | 38.65 | 6.19 | 44.84 | 54.00 | -9.16 | AVG | |
| 3 | | 7205.655 | 44.88 | 12.38 | 57.26 | 74.00 | -16.74 | peak | |
| 4 | * | 7205.655 | 32.77 | 12.38 | 45.15 | 54.00 | -8.85 | AVG | |



| | | | |
|--------------|----------------------------|-------------------|---------|
| EUT | Bluetooth Wireless Speaker | Model Name | SP920-A |
| Temperature | 25°C | Relative Humidity | 62% |
| Test Voltage | AC 120V/60Hz | | |
| Test Mode | Bluetooth/1 Mbps/2441 MHz | | |

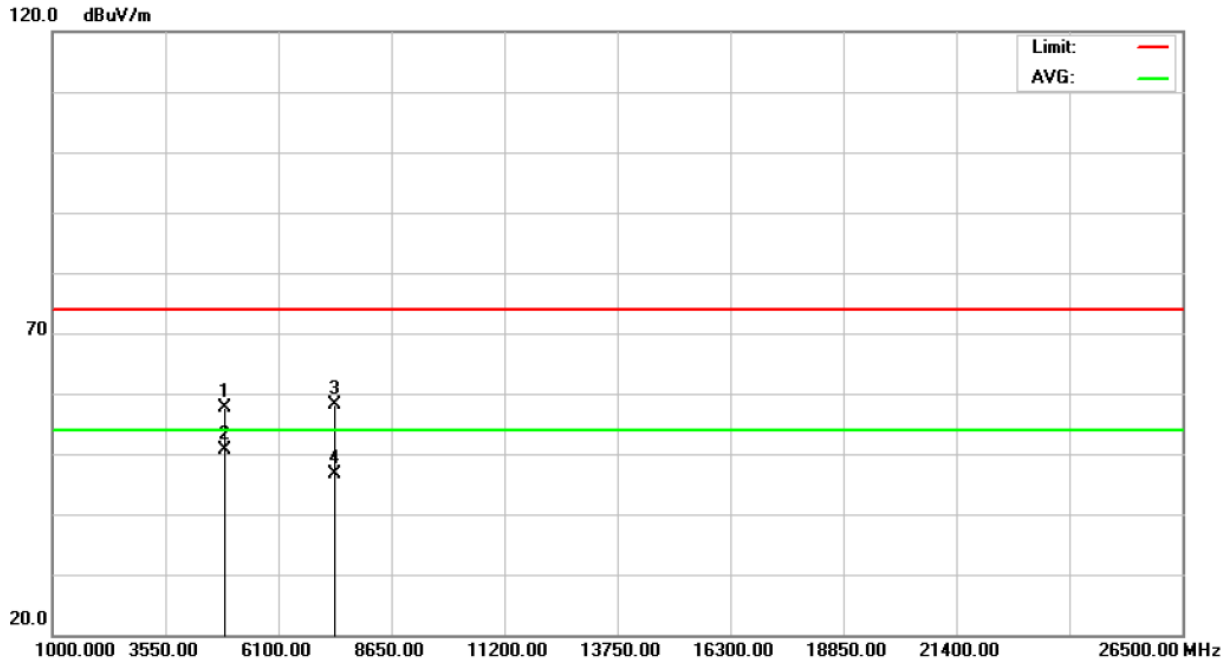


| No. | Mk. | Freq. MHz | Reading Level dBuV | Correct Factor dB | Measure- ment dBuV/m | Limit dBuV/m | Over dB | Detector | Comment |
|-----|-----|--------------|--------------------------|-------------------------|----------------------------|-----------------|------------|----------|---------|
| 1 | X | 2441.000 | 70.70 | 32.02 | 102.72 | 74.00 | 28.72 | peak | |
| 2 | * | 2441.000 | 58.51 | 32.02 | 90.53 | 54.00 | 36.53 | AVG | |



| | | | |
|--------------|----------------------------|-------------------|---------|
| EUT | Bluetooth Wireless Speaker | Model Name | SP920-A |
| Temperature | 25°C | Relative Humidity | 62% |
| Test Voltage | AC 120V/60Hz | | |
| Test Mode | Bluetooth/1 Mbps/2441 MHz | | |

Polarization: Vertical

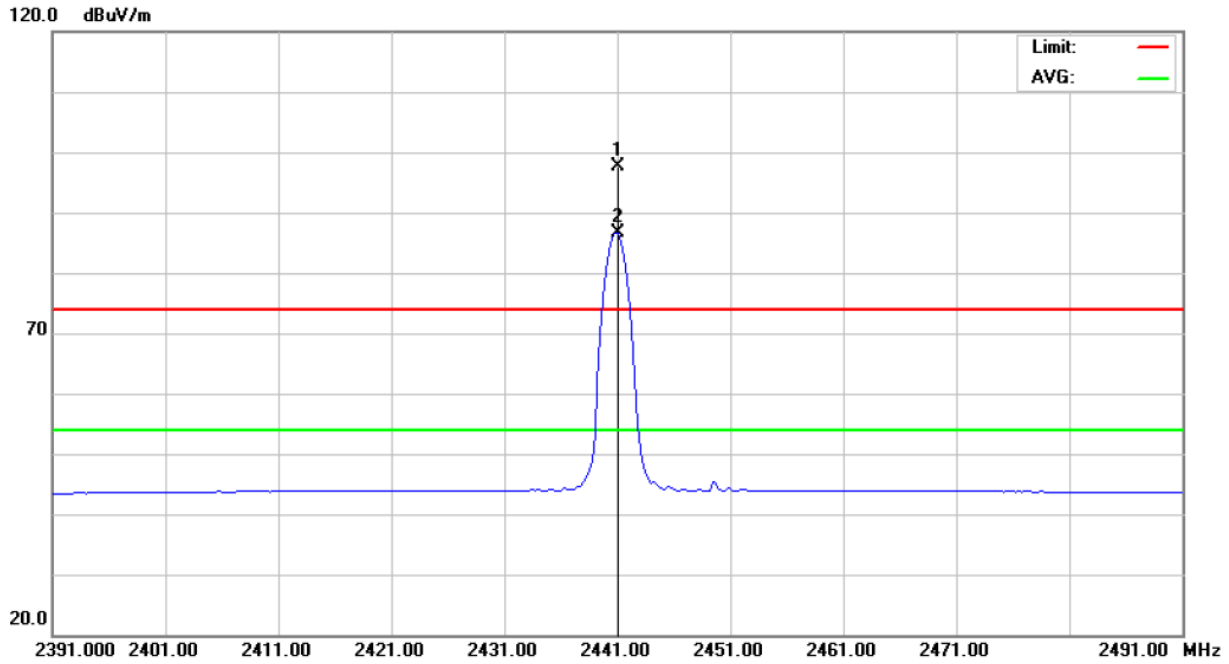


| No. | Mk. | Freq. MHz | Reading Level dBuV | Correct Factor dB | Measure- ment dBuV/m | Limit dBuV/m | Over dB | Detector | Comment |
|-----|-----|--------------|--------------------------|-------------------------|----------------------------|-----------------|------------|----------|---------|
| 1 | | 4881.735 | 51.31 | 6.29 | 57.60 | 74.00 | -16.40 | peak | |
| 2 | * | 4881.735 | 44.36 | 6.29 | 50.65 | 54.00 | -3.35 | AVG | |
| 3 | | 7322.575 | 45.24 | 12.81 | 58.05 | 74.00 | -15.95 | peak | |
| 4 | | 7322.575 | 33.74 | 12.81 | 46.55 | 54.00 | -7.45 | AVG | |



| | | | |
|--------------|----------------------------|-------------------|---------|
| EUT | Bluetooth Wireless Speaker | Model Name | SP920-A |
| Temperature | 25°C | Relative Humidity | 62% |
| Test Voltage | AC 120V/60Hz | | |
| Test Mode | Bluetooth/1 Mbps/2441 MHz | | |

Polarization: Horizontal

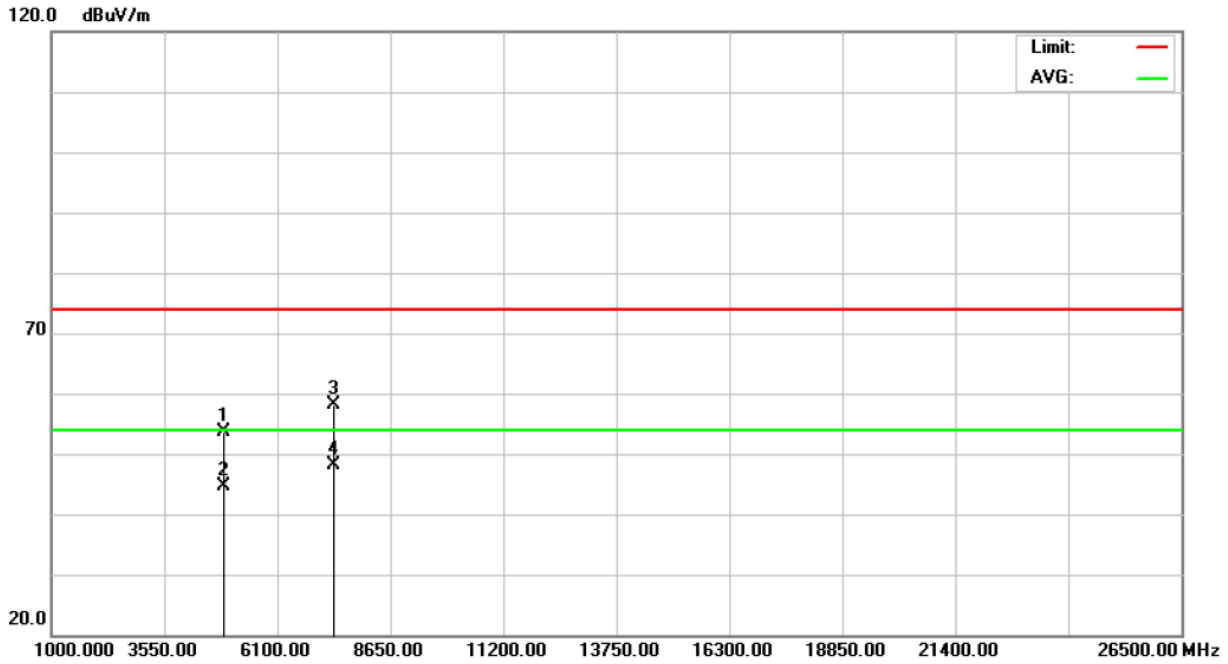


| No. | Mk. | Freq. MHz | Reading Level dBuV | Correct Factor dB | Measure- ment dBuV/m | Limit dBuV/m | Over dB | Detector | Comment |
|-----|-----|--------------|--------------------------|-------------------------|----------------------------|-----------------|------------|----------|---------|
| 1 | X | 2441.000 | 65.72 | 32.02 | 97.74 | 74.00 | 23.74 | peak | |
| 2 | * | 2441.000 | 54.52 | 32.02 | 86.54 | 54.00 | 32.54 | AVG | |



| | | | |
|--------------|----------------------------|-------------------|---------|
| EUT | Bluetooth Wireless Speaker | Model Name | SP920-A |
| Temperature | 25°C | Relative Humidity | 62% |
| Test Voltage | AC 120V/60Hz | | |
| Test Mode | Bluetooth/1 Mbps/2441 MHz | | |

Polarization: Horizontal

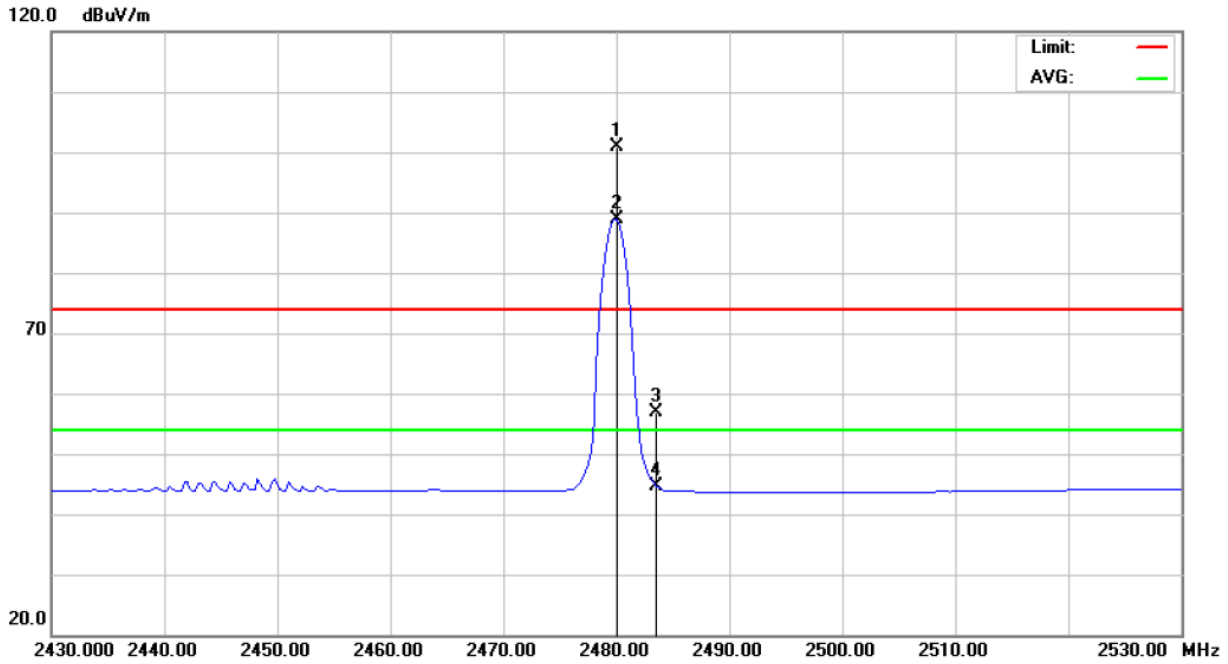


| No. | Mk. | Freq. MHz | Reading Level dBuV | Correct Factor dB | Measure- ment dBuV/m | Limit dBuV/m | Over dB | Detector | Comment |
|-----|-----|--------------|--------------------------|-------------------------|----------------------------|-----------------|------------|----------|---------|
| 1 | | 4881.770 | 47.25 | 6.29 | 53.54 | 74.00 | -20.46 | peak | |
| 2 | | 4881.770 | 38.30 | 6.29 | 44.59 | 54.00 | -9.41 | AVG | |
| 3 | | 7322.605 | 45.31 | 12.81 | 58.12 | 74.00 | -15.88 | peak | |
| 4 | * | 7322.605 | 35.36 | 12.81 | 48.17 | 54.00 | -5.83 | AVG | |



| | | | |
|--------------|----------------------------|-------------------|---------|
| EUT | Bluetooth Wireless Speaker | Model Name | SP920-A |
| Temperature | 25°C | Relative Humidity | 62% |
| Test Voltage | AC 120V/60Hz | | |
| Test Mode | Bluetooth/1 Mbps/2480 MHz | | |

Polarization: Vertical

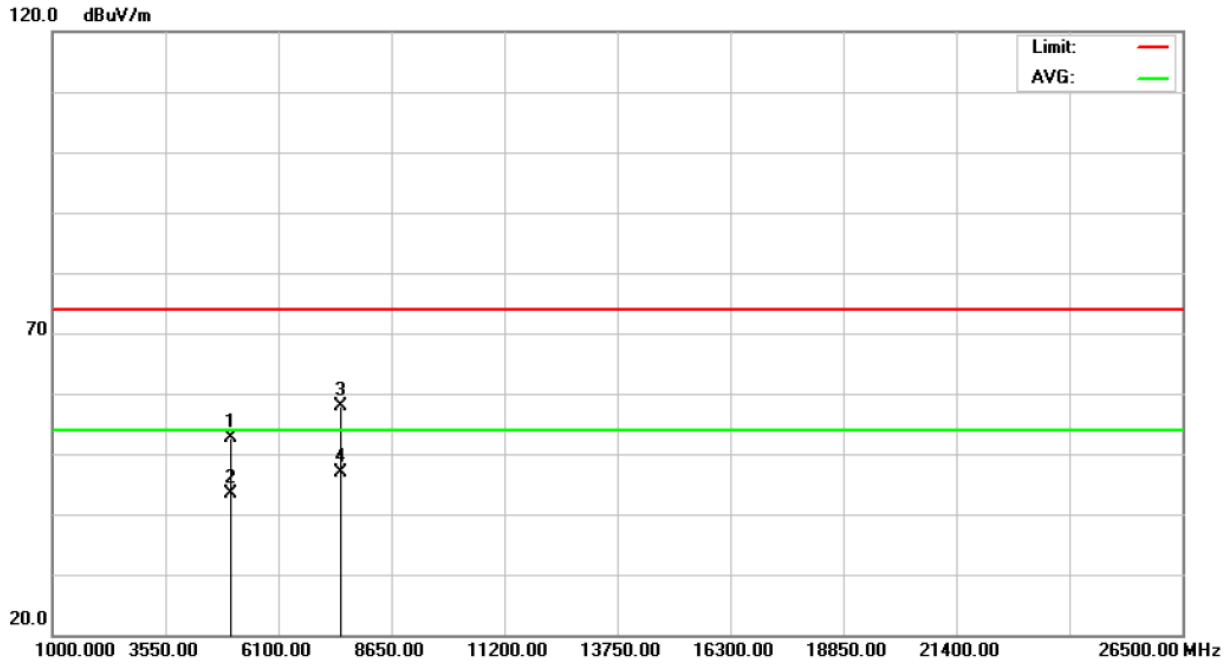


| No. | Mk. | Freq. MHz | Reading Level dBuV | Correct Factor dB | Measure- ment dBuV/m | Limit dBuV/m | Over dB | Detector | Comment |
|-----|-----|--------------|--------------------------|-------------------------|----------------------------|-----------------|------------|----------|---------|
| 1 | X | 2480.000 | 68.80 | 32.18 | 100.98 | 74.00 | 26.98 | peak | |
| 2 | * | 2480.000 | 56.78 | 32.18 | 88.96 | 54.00 | 34.96 | AVG | |
| 3 | | 2483.500 | 24.67 | 32.19 | 56.86 | 74.00 | -17.14 | peak | |
| 4 | | 2483.500 | 12.51 | 32.19 | 44.70 | 54.00 | -9.30 | AVG | |



| | | | |
|--------------|----------------------------|-------------------|---------|
| EUT | Bluetooth Wireless Speaker | Model Name | SP920-A |
| Temperature | 25°C | Relative Humidity | 62% |
| Test Voltage | AC 120V/60Hz | | |
| Test Mode | Bluetooth/1 Mbps/2480 MHz | | |

Polarization: Vertical

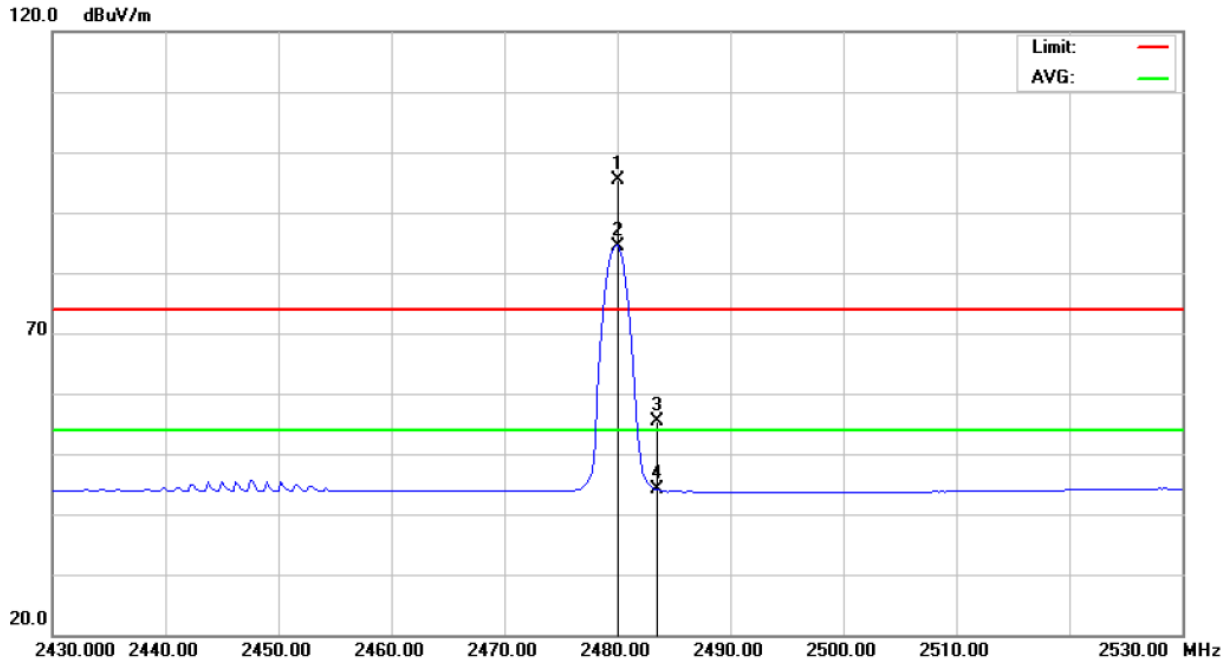


| No. | Mk. | Freq. MHz | Reading Level dBuV | Correct Factor dB | Measure- ment dBuV/m | Limit dBuV/m | Over dB | Detector | Comment |
|-----|-----|--------------|--------------------------|-------------------------|----------------------------|-----------------|------------|----------|---------|
| 1 | | 4959.750 | 46.20 | 6.39 | 52.59 | 74.00 | -21.41 | peak | |
| 2 | | 4959.750 | 36.96 | 6.39 | 43.35 | 54.00 | -10.65 | AVG | |
| 3 | | 7439.705 | 44.69 | 13.25 | 57.94 | 74.00 | -16.06 | peak | |
| 4 | * | 7439.705 | 33.51 | 13.25 | 46.76 | 54.00 | -7.24 | AVG | |



| | | | |
|--------------|----------------------------|-------------------|---------|
| EUT | Bluetooth Wireless Speaker | Model Name | SP920-A |
| Temperature | 25°C | Relative Humidity | 62% |
| Test Voltage | AC 120V/60Hz | | |
| Test Mode | Bluetooth/1 Mbps/2480 MHz | | |

Polarization: Horizontal

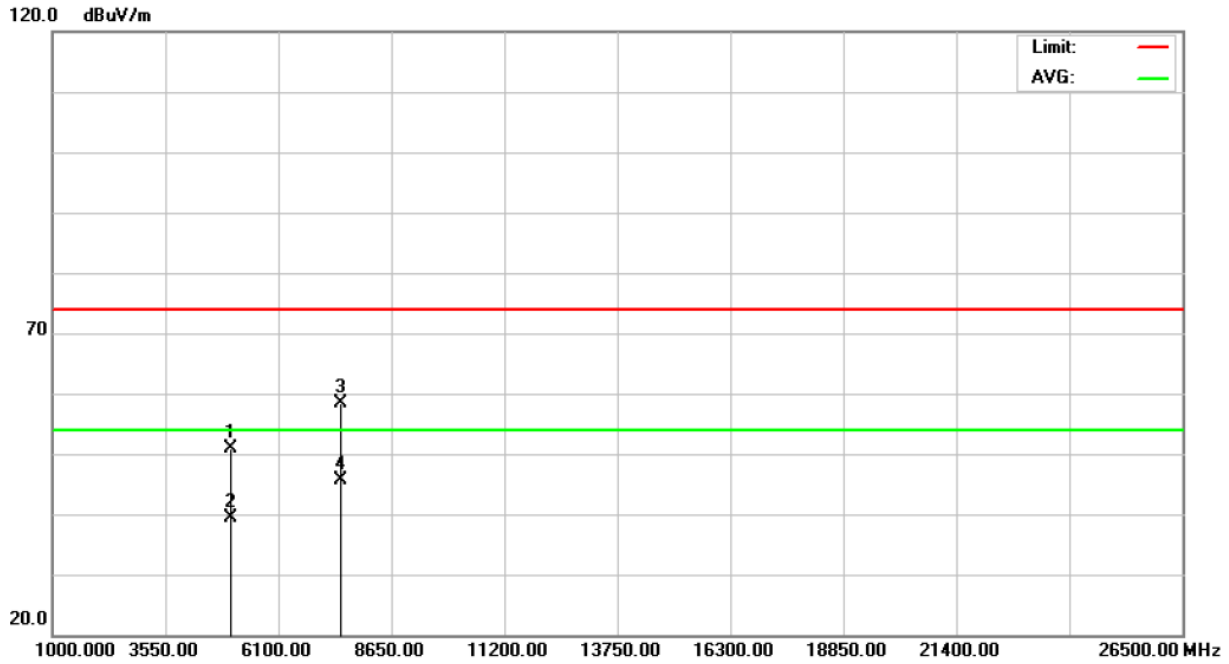


| No. | Mk. | Freq. MHz | Reading Level dBuV | Correct Factor dB | Measure- ment dBuV/m | Limit dBuV/m | Over dB | Detector | Comment |
|-----|-----|--------------|--------------------------|-------------------------|----------------------------|-----------------|------------|----------|---------|
| 1 | X | 2480.000 | 63.10 | 32.18 | 95.28 | 74.00 | 21.28 | peak | |
| 2 | * | 2480.000 | 52.32 | 32.18 | 84.50 | 54.00 | 30.50 | AVG | |
| 3 | | 2483.500 | 23.23 | 32.19 | 55.42 | 74.00 | -18.58 | peak | |
| 4 | | 2483.500 | 11.87 | 32.19 | 44.06 | 54.00 | -9.94 | AVG | |



| | | | |
|--------------|----------------------------|-------------------|---------|
| EUT | Bluetooth Wireless Speaker | Model Name | SP920-A |
| Temperature | 25°C | Relative Humidity | 62% |
| Test Voltage | AC 120V/60Hz | | |
| Test Mode | Bluetooth/1 Mbps/2480 MHz | | |

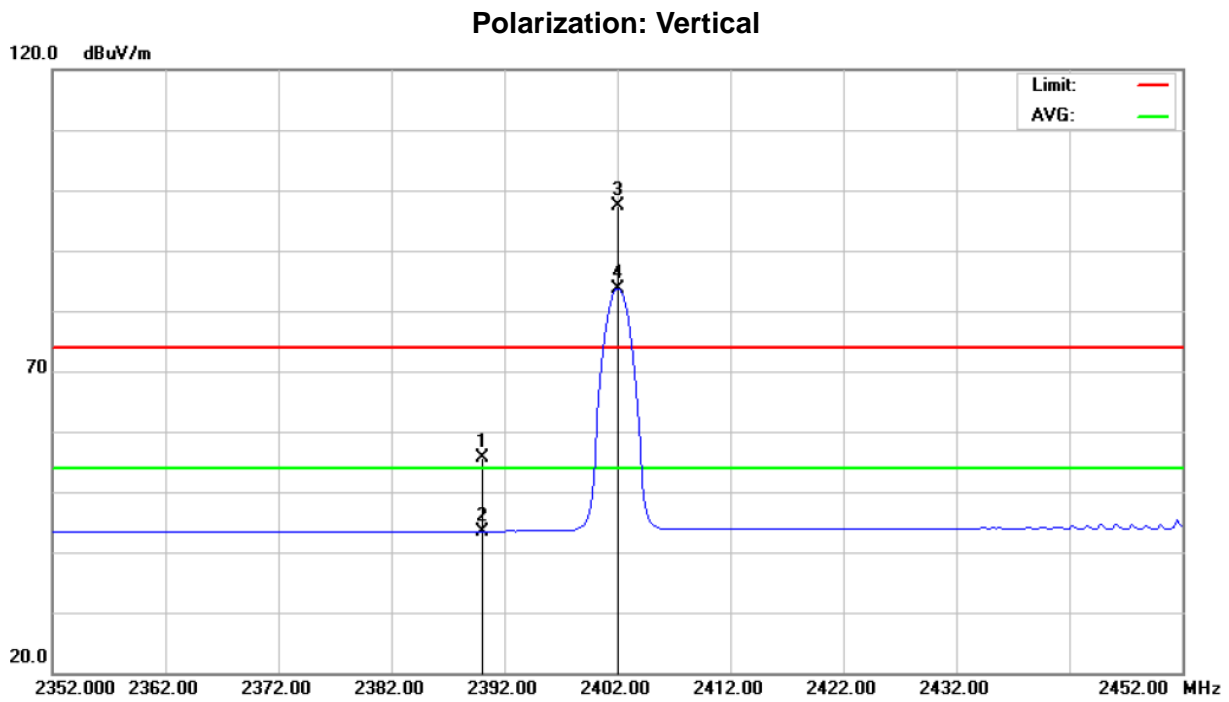
Polarization: Horizontal



| No. | Mk. | Freq. MHz | Reading Level dBuV | Correct Factor dB | Measure- ment dBuV/m | Limit dBuV/m | Over dB | Detector | Comment |
|-----|-----|--------------|--------------------------|-------------------------|----------------------------|-----------------|------------|----------|---------|
| 1 | | 4959.745 | 44.58 | 6.39 | 50.97 | 74.00 | -23.03 | peak | |
| 2 | | 4959.745 | 33.03 | 6.39 | 39.42 | 54.00 | -14.58 | AVG | |
| 3 | | 7439.685 | 45.13 | 13.25 | 58.38 | 74.00 | -15.62 | peak | |
| 4 | * | 7439.685 | 32.41 | 13.25 | 45.66 | 54.00 | -8.34 | AVG | |



| | | | |
|--------------|----------------------------|-------------------|---------|
| EUT | Bluetooth Wireless Speaker | Model Name | SP920-A |
| Temperature | 25°C | Relative Humidity | 62% |
| Test Voltage | AC 120V/60Hz | | |
| Test Mode | Bluetooth/3 Mbps/2402 MHz | | |

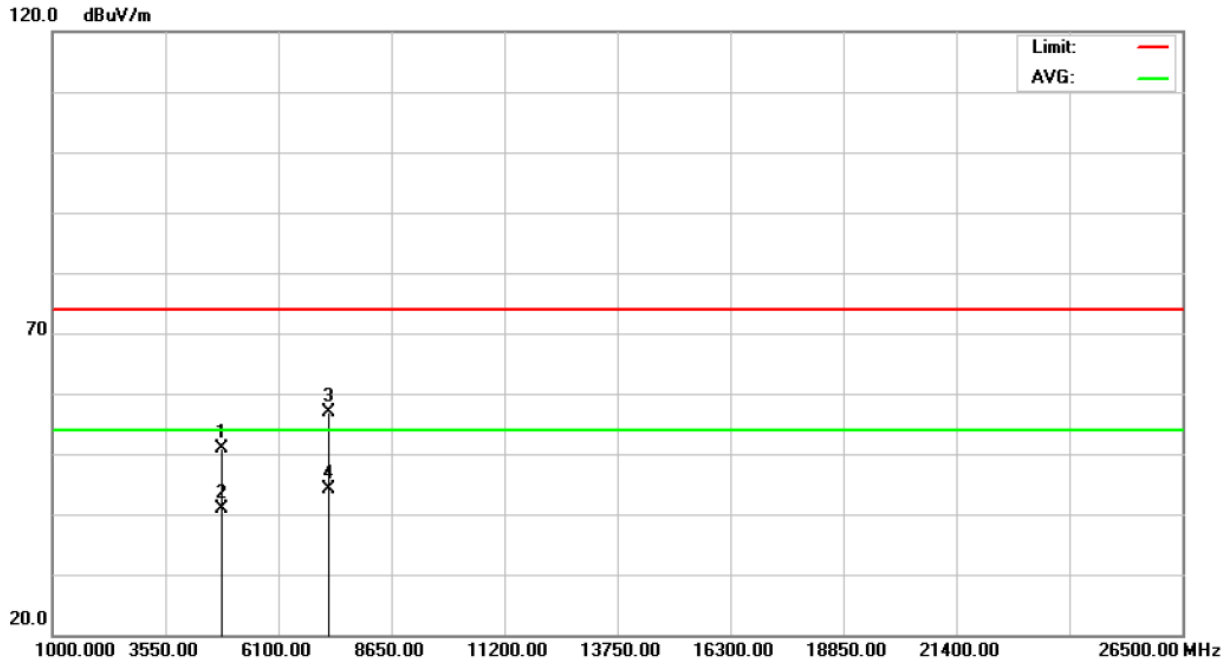


| No. | Mk. | Freq. MHz | Reading Level dBuV | Correct Factor dB | Measure- ment dBuV/m | Limit dBuV/m | Over dB | Detector | Comment |
|-----|-----|--------------|--------------------------|-------------------------|----------------------------|-----------------|------------|----------|---------|
| 1 | | 2390.000 | 23.85 | 31.81 | 55.66 | 74.00 | -18.34 | peak | |
| 2 | | 2390.000 | 11.62 | 31.81 | 43.43 | 54.00 | -10.57 | AVG | |
| 3 | X | 2402.000 | 65.54 | 31.86 | 97.40 | 74.00 | 23.40 | peak | |
| 4 | * | 2402.000 | 51.88 | 31.86 | 83.74 | 54.00 | 29.74 | AVG | |



| | | | |
|--------------|----------------------------|-------------------|---------|
| EUT | Bluetooth Wireless Speaker | Model Name | SP920-A |
| Temperature | 25°C | Relative Humidity | 62% |
| Test Voltage | AC 120V/60Hz | | |
| Test Mode | Bluetooth/3 Mbps/2402 MHz | | |

Polarization: Vertical

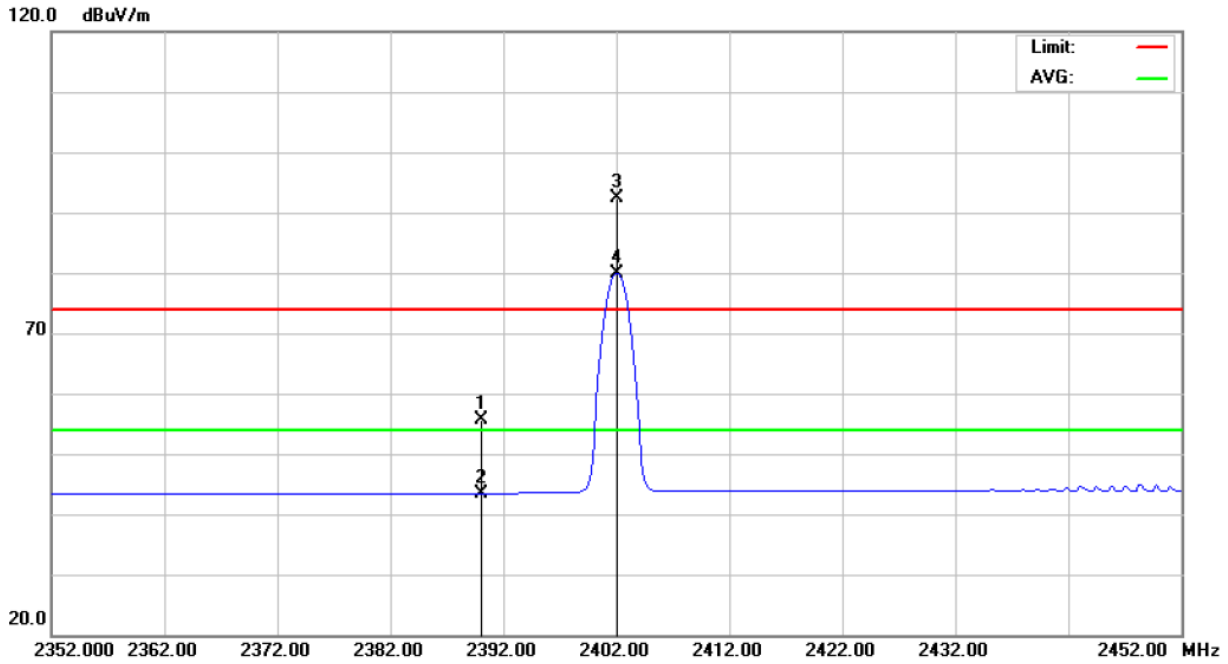


| No. | Mk. | Freq. MHz | Reading Level dBuV | Correct Factor dB | Measure- ment dBuV/m | Limit dBuV/m | Over dB | Detector | Comment |
|-----|-----|--------------|--------------------------|-------------------------|----------------------------|-----------------|------------|----------|---------|
| 1 | | 4804.100 | 44.70 | 6.19 | 50.89 | 74.00 | -23.11 | peak | |
| 2 | | 4804.100 | 34.80 | 6.19 | 40.99 | 54.00 | -13.01 | AVG | |
| 3 | | 7205.565 | 44.41 | 12.37 | 56.78 | 74.00 | -17.22 | peak | |
| 4 | * | 7205.565 | 31.84 | 12.37 | 44.21 | 54.00 | -9.79 | AVG | |



| | | | |
|--------------|----------------------------|-------------------|---------|
| EUT | Bluetooth Wireless Speaker | Model Name | SP920-A |
| Temperature | 25°C | Relative Humidity | 62% |
| Test Voltage | AC 120V/60Hz | | |
| Test Mode | Bluetooth/3 Mbps/2402 MHz | | |

Polarization: Horizontal

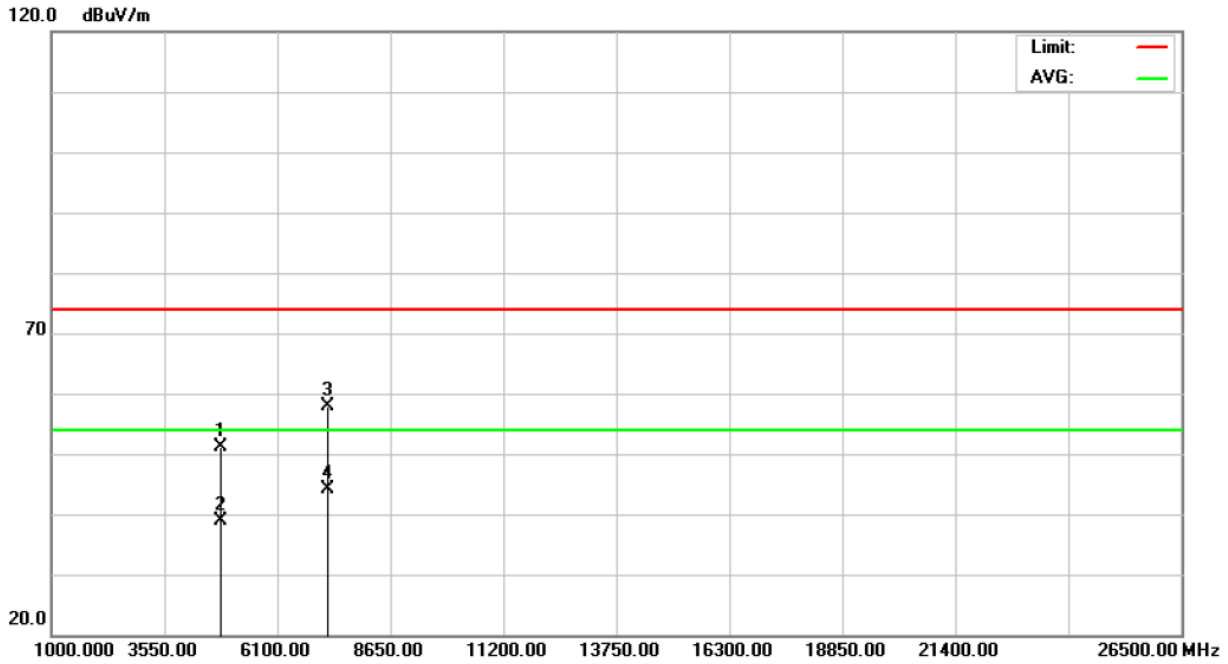


| No. | Mk. | Freq. MHz | Reading Level dBuV | Correct Factor dB | Measure- ment dBuV/m | Limit dBuV/m | Over dB | Detector | Comment |
|-----|-----|--------------|--------------------------|-------------------------|----------------------------|-----------------|------------|----------|---------|
| 1 | | 2390.000 | 23.87 | 31.81 | 55.68 | 74.00 | -18.32 | peak | |
| 2 | | 2390.000 | 11.63 | 31.81 | 43.44 | 54.00 | -10.56 | AVG | |
| 3 | X | 2402.000 | 60.62 | 31.86 | 92.48 | 74.00 | 18.48 | peak | |
| 4 | * | 2402.000 | 48.01 | 31.86 | 79.87 | 54.00 | 25.87 | AVG | |



| | | | |
|--------------|----------------------------|-------------------|---------|
| EUT | Bluetooth Wireless Speaker | Model Name | SP920-A |
| Temperature | 25°C | Relative Humidity | 62% |
| Test Voltage | AC 120V/60Hz | | |
| Test Mode | Bluetooth/3 Mbps/2402 MHz | | |

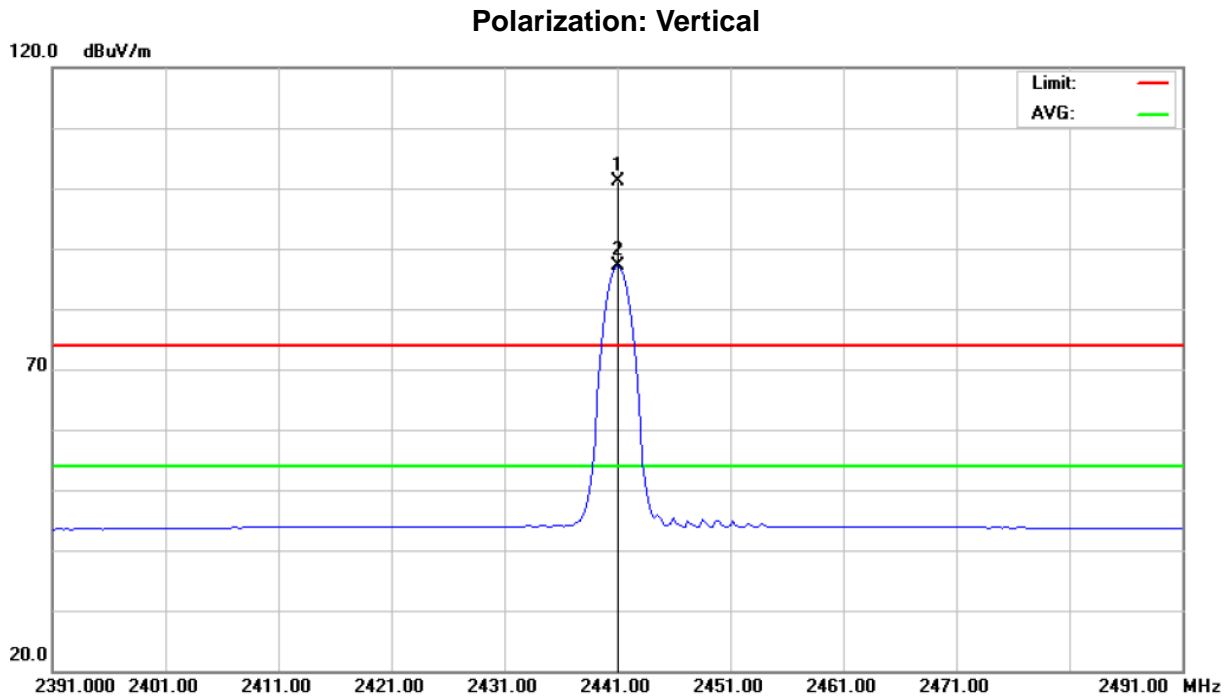
Polarization: Horizontal



| No. | Mk. | Freq. MHz | Reading Level dBuV | Correct Factor dB | Measure- ment dBuV/m | Limit dBuV/m | Over dB | Detector | Comment |
|-----|-----|--------------|--------------------------|-------------------------|----------------------------|-----------------|------------|----------|---------|
| 1 | | 4804.145 | 44.92 | 6.19 | 51.11 | 74.00 | -22.89 | peak | |
| 2 | | 4804.145 | 32.75 | 6.19 | 38.94 | 54.00 | -15.06 | AVG | |
| 3 | | 7206.135 | 45.57 | 12.38 | 57.95 | 74.00 | -16.05 | peak | |
| 4 | * | 7206.135 | 31.86 | 12.38 | 44.24 | 54.00 | -9.76 | AVG | |



| | | | |
|--------------|----------------------------|-------------------|---------|
| EUT | Bluetooth Wireless Speaker | Model Name | SP920-A |
| Temperature | 25°C | Relative Humidity | 62% |
| Test Voltage | AC 120V/60Hz | | |
| Test Mode | Bluetooth/3 Mbps/2441 MHz | | |

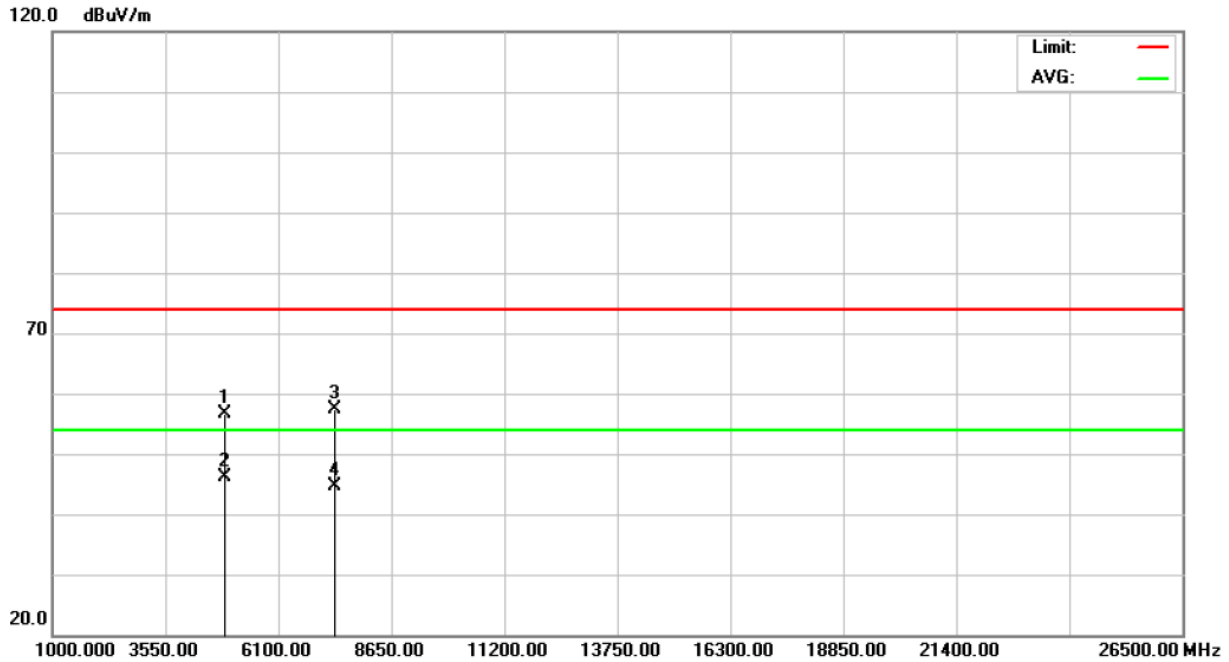


| No. | Mk. | Freq. MHz | Reading Level dBuV | Correct Factor dB | Measure- ment dBuV/m | Limit dBuV/m | Over dB | Detector | Comment |
|-----|-----|--------------|--------------------------|-------------------------|----------------------------|-----------------|------------|----------|---------|
| 1 | X | 2441.000 | 69.05 | 32.02 | 101.07 | 74.00 | 27.07 | peak | |
| 2 | * | 2441.000 | 55.01 | 32.02 | 87.03 | 54.00 | 33.03 | AVG | |



| | | | |
|--------------|----------------------------|-------------------|---------|
| EUT | Bluetooth Wireless Speaker | Model Name | SP920-A |
| Temperature | 25°C | Relative Humidity | 62% |
| Test Voltage | AC 120V/60Hz | | |
| Test Mode | Bluetooth/3 Mbps/2441 MHz | | |

Polarization: Vertical

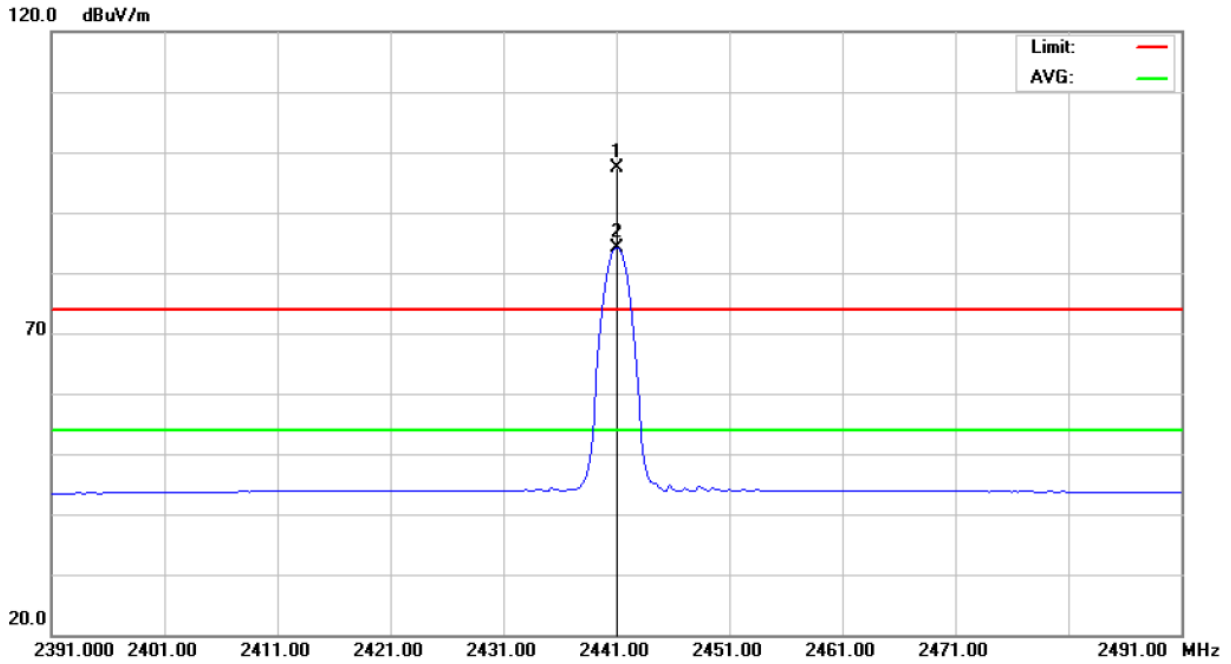


| No. | Mk. | Freq. MHz | Reading Level dBuV | Correct Factor dB | Measure- ment dBuV/m | Limit dBuV/m | Over dB | Detector | Comment |
|-----|-----|--------------|--------------------------|-------------------------|----------------------------|-----------------|------------|----------|---------|
| 1 | | 4882.065 | 50.42 | 6.29 | 56.71 | 74.00 | -17.29 | peak | |
| 2 | * | 4882.065 | 39.76 | 6.29 | 46.05 | 54.00 | -7.95 | AVG | |
| 3 | | 7323.215 | 44.64 | 12.81 | 57.45 | 74.00 | -16.55 | peak | |
| 4 | | 7323.215 | 31.73 | 12.81 | 44.54 | 54.00 | -9.46 | AVG | |



| | | | |
|--------------|----------------------------|-------------------|---------|
| EUT | Bluetooth Wireless Speaker | Model Name | SP920-A |
| Temperature | 25°C | Relative Humidity | 62% |
| Test Voltage | AC 120V/60Hz | | |
| Test Mode | Bluetooth/3 Mbps/2441 MHz | | |

Polarization: Horizontal

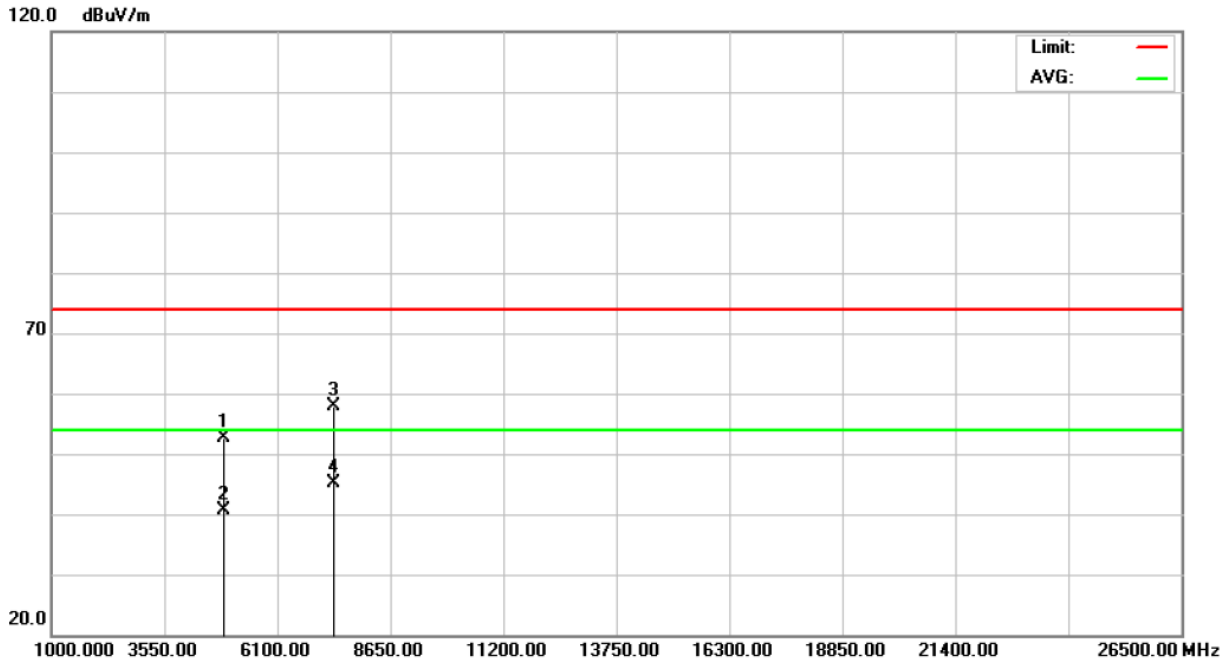


| No. | Mk. | Freq. MHz | Reading Level dBuV | Correct Factor dB | Measure- ment dBuV/m | Limit dBuV/m | Over dB | Detector | Comment |
|-----|-----|--------------|--------------------------|-------------------------|----------------------------|-----------------|------------|----------|---------|
| 1 | X | 2441.000 | 65.44 | 32.02 | 97.46 | 74.00 | 23.46 | peak | |
| 2 | * | 2441.000 | 52.14 | 32.02 | 84.16 | 54.00 | 30.16 | AVG | |



| | | | |
|--------------|----------------------------|-------------------|---------|
| EUT | Bluetooth Wireless Speaker | Model Name | SP920-A |
| Temperature | 25°C | Relative Humidity | 62% |
| Test Voltage | AC 120V/60Hz | | |
| Test Mode | Bluetooth/3 Mbps/2441 MHz | | |

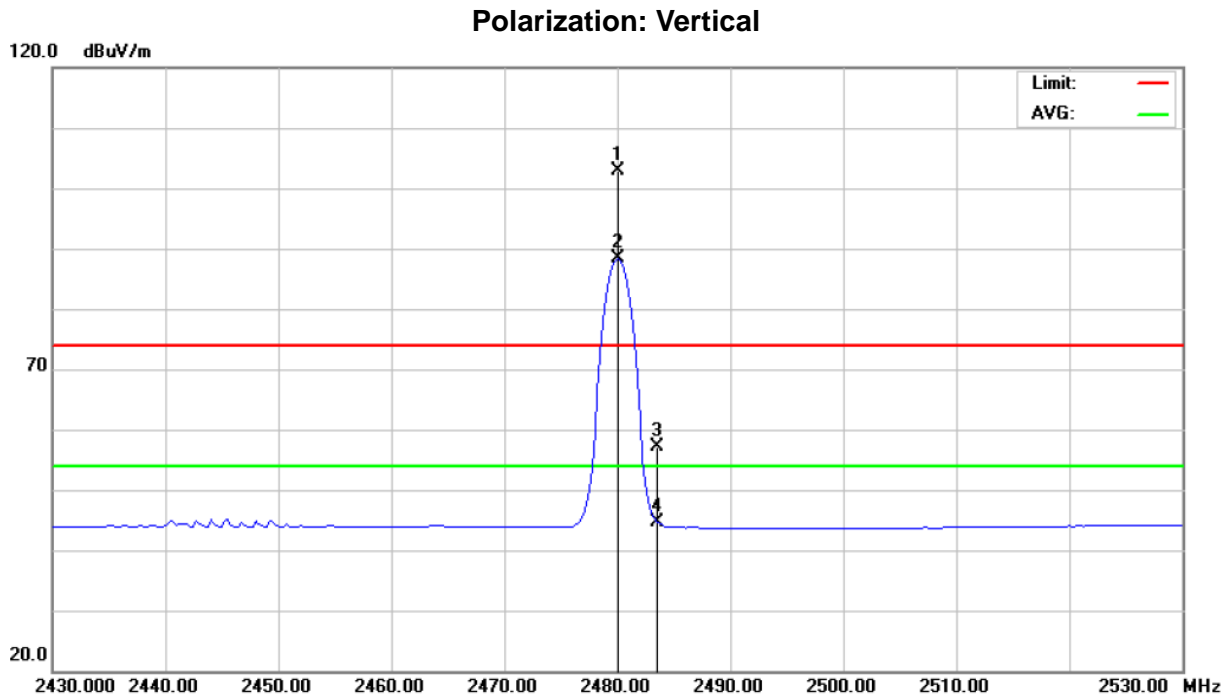
Polarization: Horizontal



| No. | Mk. | Freq. MHz | Reading Level dBuV | Correct Factor dB | Measure- ment dBuV/m | Limit dBuV/m | Over dB | Detector | Comment |
|-----|-----|--------------|--------------------------|-------------------------|----------------------------|-----------------|------------|----------|---------|
| 1 | | 4882.035 | 46.34 | 6.29 | 52.63 | 74.00 | -21.37 | peak | |
| 2 | | 4882.035 | 34.38 | 6.29 | 40.67 | 54.00 | -13.33 | AVG | |
| 3 | | 7323.150 | 45.13 | 12.81 | 57.94 | 74.00 | -16.06 | peak | |
| 4 | * | 7323.150 | 32.33 | 12.81 | 45.14 | 54.00 | -8.86 | AVG | |



| | | | |
|--------------|----------------------------|-------------------|---------|
| EUT | Bluetooth Wireless Speaker | Model Name | SP920-A |
| Temperature | 25°C | Relative Humidity | 62% |
| Test Voltage | AC 120V/60Hz | | |
| Test Mode | Bluetooth/3 Mbps/2480 MHz | | |

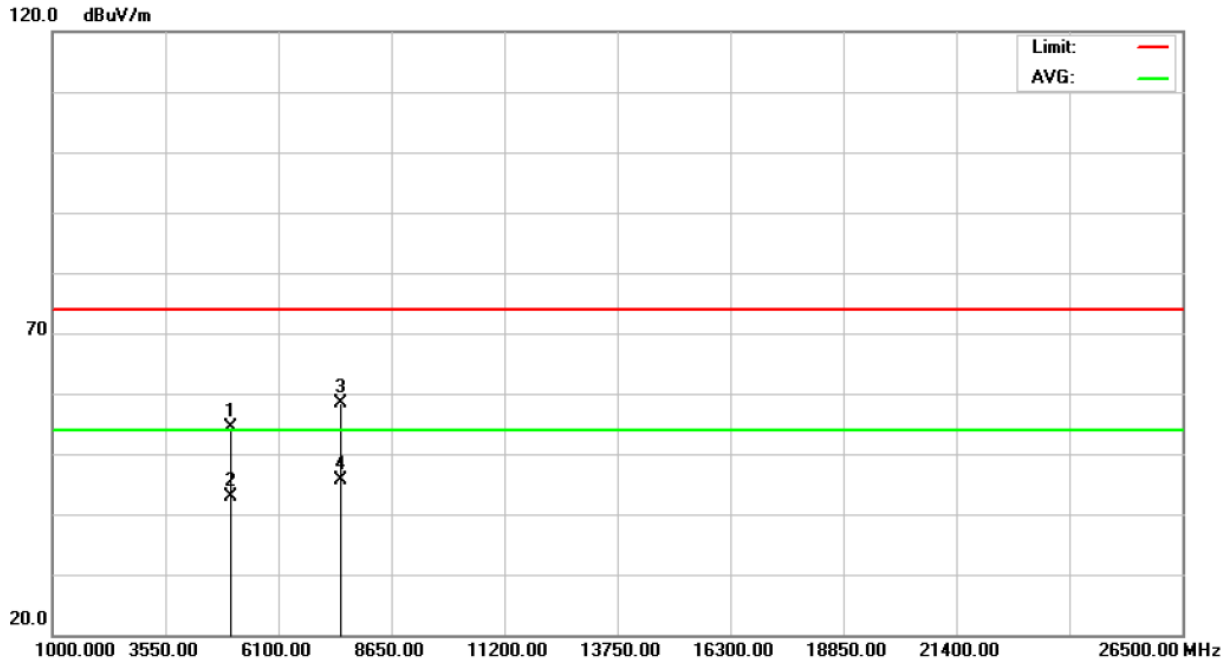


| No. | Mk. | Freq. MHz | Reading Level dBuV | Correct Factor dB | Measure- ment dBuV/m | Limit dBuV/m | Over dB | Detector | Comment |
|-----|-----|--------------|--------------------------|-------------------------|----------------------------|-----------------|------------|----------|---------|
| 1 | X | 2480.000 | 70.63 | 32.18 | 102.81 | 74.00 | 28.81 | peak | |
| 2 | * | 2480.000 | 56.08 | 32.18 | 88.26 | 54.00 | 34.26 | AVG | |
| 3 | | 2483.500 | 24.85 | 32.19 | 57.04 | 74.00 | -16.96 | peak | |
| 4 | | 2483.500 | 12.42 | 32.19 | 44.61 | 54.00 | -9.39 | AVG | |



| | | | |
|--------------|----------------------------|-------------------|---------|
| EUT | Bluetooth Wireless Speaker | Model Name | SP920-A |
| Temperature | 25°C | Relative Humidity | 62% |
| Test Voltage | AC 120V/60Hz | | |
| Test Mode | Bluetooth/3 Mbps/2480 MHz | | |

Polarization: Vertical

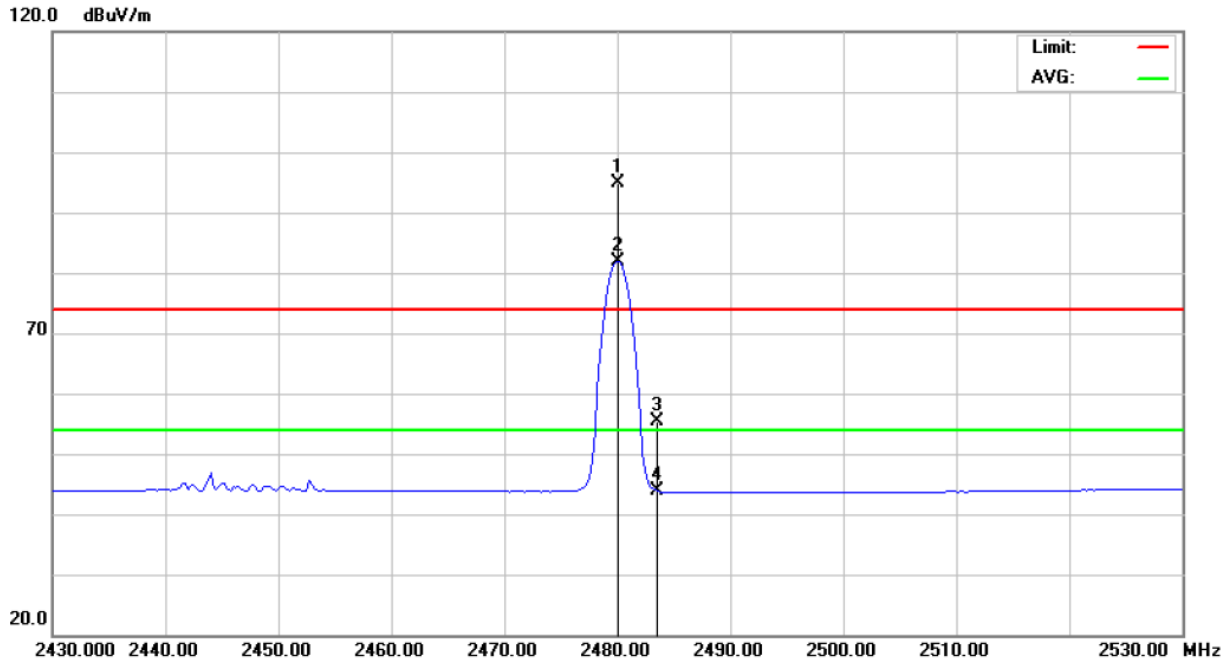


| No. | Mk. | Freq. MHz | Reading Level dBuV | Correct Factor dB | Measure- ment dBuV/m | Limit dBuV/m | Over dB | Detector | Comment |
|-----|-----|--------------|--------------------------|-------------------------|----------------------------|-----------------|------------|----------|---------|
| 1 | | 4960.070 | 48.01 | 6.39 | 54.40 | 74.00 | -19.60 | peak | |
| 2 | | 4960.070 | 36.48 | 6.39 | 42.87 | 54.00 | -11.13 | AVG | |
| 3 | | 7440.175 | 45.11 | 13.25 | 58.36 | 74.00 | -15.64 | peak | |
| 4 | * | 7440.175 | 32.46 | 13.25 | 45.71 | 54.00 | -8.29 | AVG | |



| | | | |
|--------------|----------------------------|-------------------|---------|
| EUT | Bluetooth Wireless Speaker | Model Name | SP920-A |
| Temperature | 25°C | Relative Humidity | 62% |
| Test Voltage | AC 120V/60Hz | | |
| Test Mode | Bluetooth/3 Mbps/2480 MHz | | |

Polarization: Horizontal

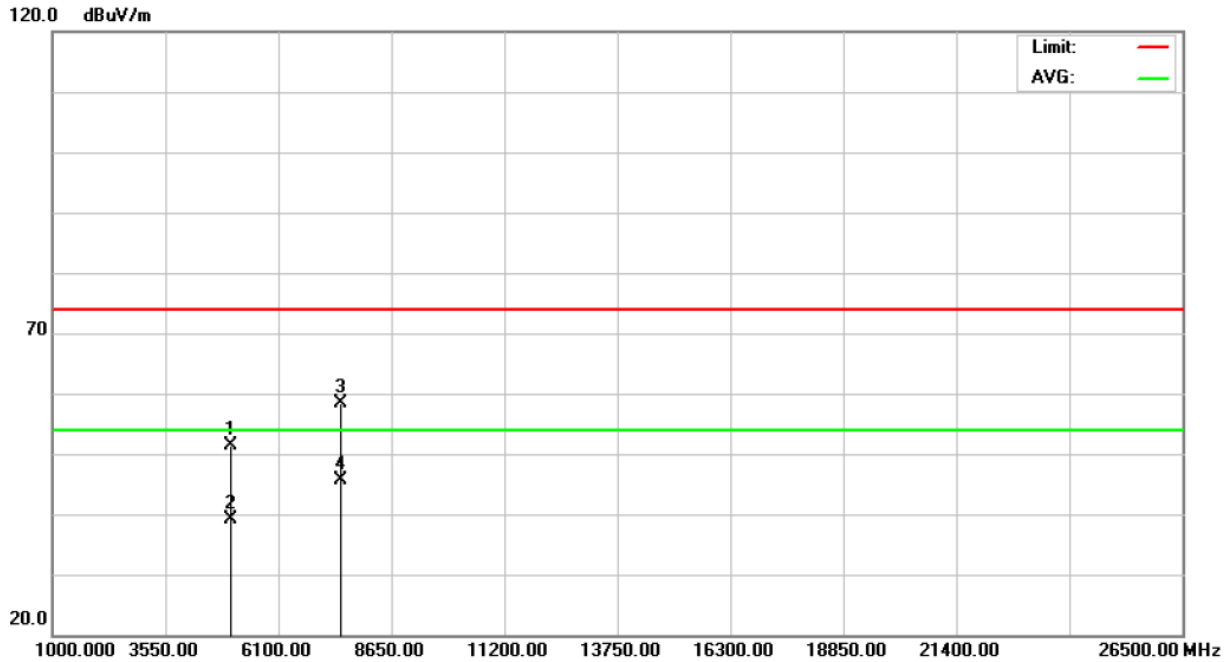


| No. | Mk. | Freq. MHz | Reading Level dBuV | Correct Factor dB | Measure- ment dBuV/m | Limit dBuV/m | Over dB | Detector | Comment |
|-----|-----|--------------|--------------------------|-------------------------|----------------------------|-----------------|------------|----------|---------|
| 1 | X | 2480.000 | 62.72 | 32.18 | 94.90 | 74.00 | 20.90 | peak | |
| 2 | * | 2480.000 | 49.79 | 32.18 | 81.97 | 54.00 | 27.97 | AVG | |
| 3 | | 2483.500 | 23.29 | 32.19 | 55.48 | 74.00 | -18.52 | peak | |
| 4 | | 2483.500 | 11.70 | 32.19 | 43.89 | 54.00 | -10.11 | AVG | |



| | | | |
|--------------|----------------------------|-------------------|---------|
| EUT | Bluetooth Wireless Speaker | Model Name | SP920-A |
| Temperature | 25°C | Relative Humidity | 62% |
| Test Voltage | AC 120V/60Hz | | |
| Test Mode | Bluetooth/3 Mbps/2480 MHz | | |

Polarization: Horizontal



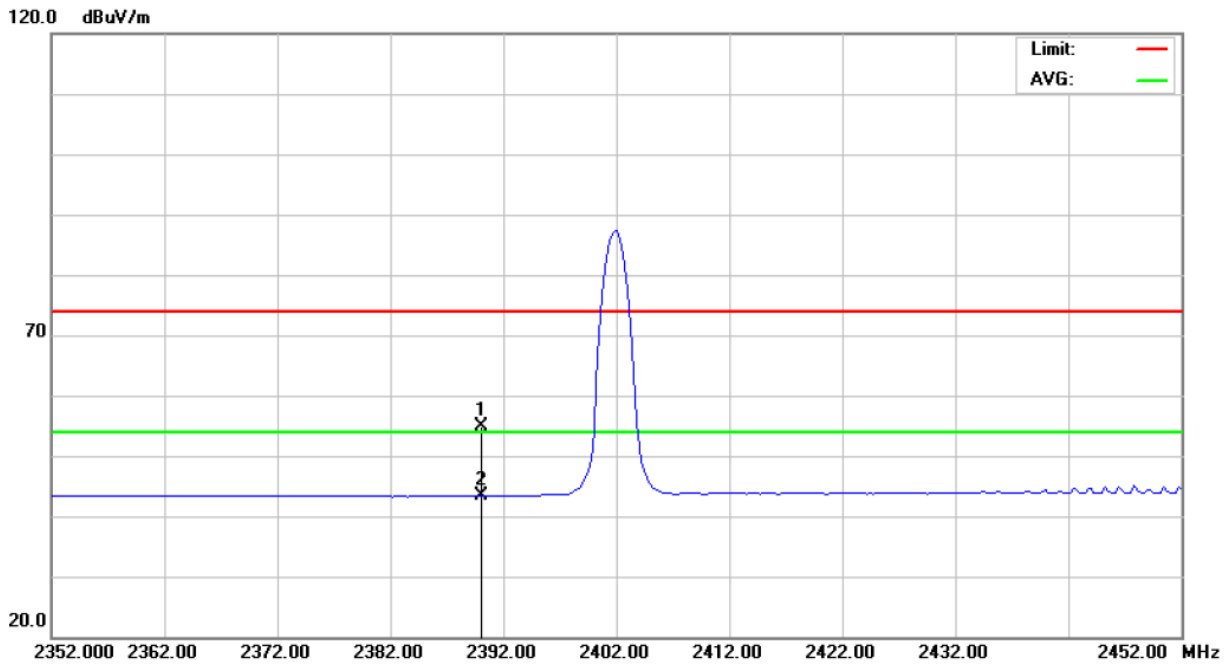
| No. | Mk. | Freq. MHz | Reading Level dBuV | Correct Factor dB | Measure- ment dBuV/m | Limit dBuV/m | Over dB | Detector | Comment |
|-----|-----|--------------|--------------------------|-------------------------|----------------------------|-----------------|------------|----------|---------|
| 1 | | 4960.125 | 44.97 | 6.39 | 51.36 | 74.00 | -22.64 | peak | |
| 2 | | 4960.125 | 32.83 | 6.39 | 39.22 | 54.00 | -14.78 | AVG | |
| 3 | | 7440.045 | 45.20 | 13.25 | 58.45 | 74.00 | -15.55 | peak | |
| 4 | * | 7440.045 | 32.46 | 13.25 | 45.71 | 54.00 | -8.29 | AVG | |



9.9 TEST RESULTS (RESTRICTED BANDS)

| | | | |
|--------------|-------------------------------------------------------------------------------------------------------------------|-------------------|---------|
| EUT | Bluetooth Wireless Speaker | Model Name | SP920-A |
| Temperature | 24°C | Relative Humidity | 46% |
| Test Voltage | AC 120V/60Hz | | |
| Test Mode | Bluetooth/1 Mbps/2402 MHz | | |
| NOTE | The transmitter was setup to transmit at the lowest channel and the field strength was measured at 2310-2390 MHz. | | |

Polarization: Vertical

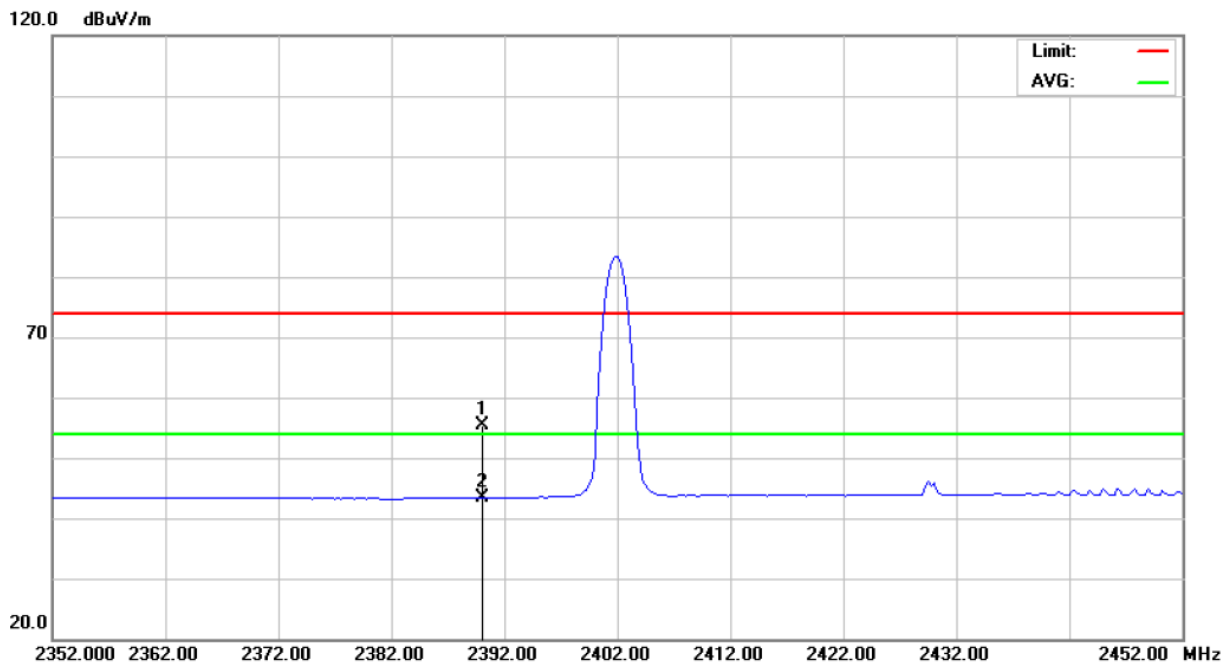


| No. | Mk. | Freq. MHz | Reading Level dBuV | Correct Factor dB | Measure- ment dBuV/m | Limit dBuV/m | Over dB | Detector | Comment |
|-----|-----|--------------|--------------------------|-------------------------|----------------------------|-----------------|------------|----------|---------|
| 1 | | 2390.000 | 23.04 | 31.81 | 54.85 | 74.00 | -19.15 | peak | |
| 2 | * | 2390.000 | 11.54 | 31.81 | 43.35 | 54.00 | -10.65 | AVG | |



| | | | |
|--------------|-------------------------------------------------------------------------------------------------------------------|-------------------|---------|
| EUT | Bluetooth Wireless Speaker | Model Name | SP920-A |
| Temperature | 24°C | Relative Humidity | 46% |
| Test Voltage | AC 120V/60Hz | | |
| Test Mode | Bluetooth/1 Mbps/2402 MHz | | |
| NOTE | The transmitter was setup to transmit at the lowest channel and the field strength was measured at 2310-2390 MHz. | | |

Polarization: Horizontal

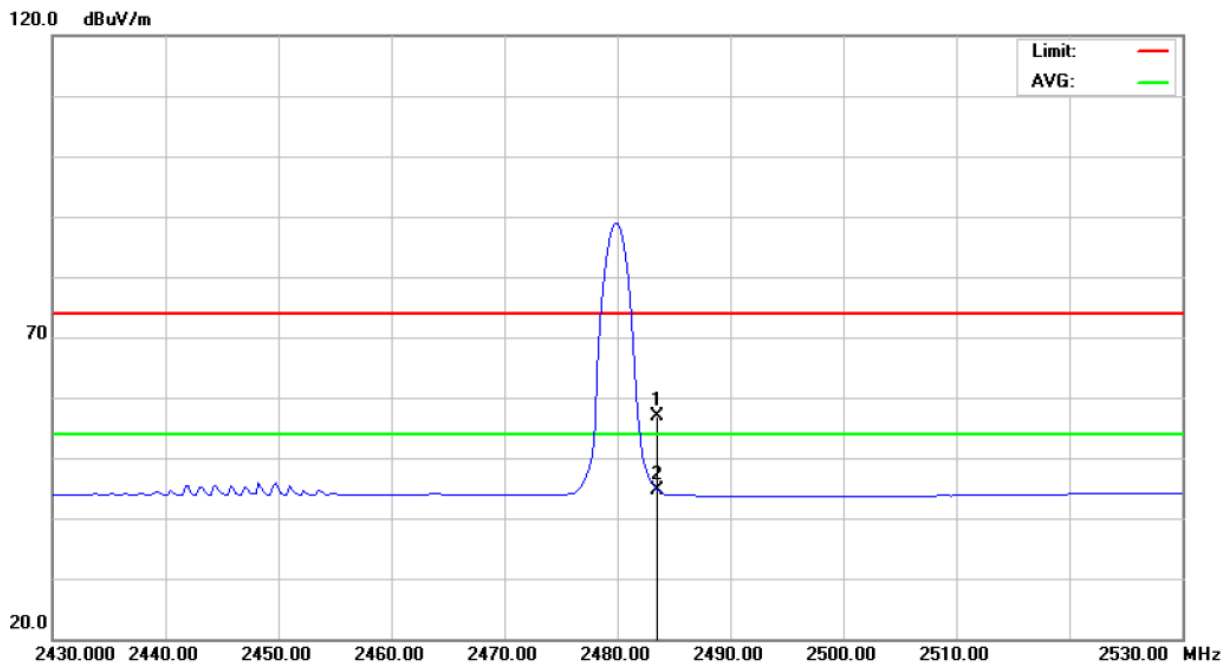


| No. | Mk. | Freq. MHz | Reading Level dBuV | Correct Factor dB | Measure- ment dBuV/m | Limit dBuV/m | Over dB | Detector | Comment |
|-----|-----|--------------|--------------------------|-------------------------|----------------------------|-----------------|------------|----------|---------|
| 1 | | 2390.000 | 23.57 | 31.81 | 55.38 | 74.00 | -18.62 | peak | |
| 2 | * | 2390.000 | 11.54 | 31.81 | 43.35 | 54.00 | -10.65 | AVG | |



| | | | |
|--------------|----------------------------------------------------------------------------------------------------------------------|-------------------|---------|
| EUT | Bluetooth Wireless Speaker | Model Name | SP920-A |
| Temperature | 24°C | Relative Humidity | 46% |
| Test Voltage | AC 120V/60Hz | | |
| Test Mode | Bluetooth/1 Mbps/2480 MHz | | |
| NOTE | The transmitter was setup to transmit at the highest channel and the field strength was measured at 2483.5-2500 MHz. | | |

Polarization: Vertical

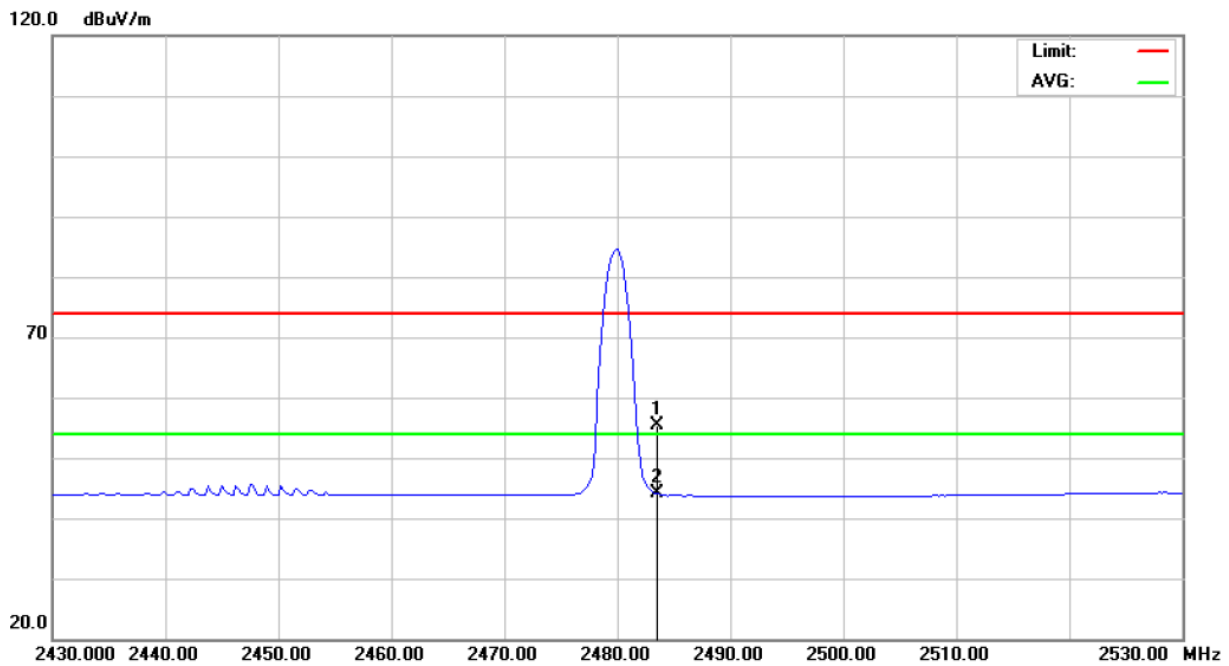


| No. | Mk. | Freq. MHz | Reading Level dBuV | Correct Factor dB | Measure- ment dBuV/m | Limit dBuV/m | Over dB | Detector | Comment |
|-----|-----|--------------|--------------------------|-------------------------|----------------------------|-----------------|------------|----------|---------|
| 1 | | 2483.500 | 24.67 | 32.19 | 56.86 | 74.00 | -17.14 | peak | |
| 2 | * | 2483.500 | 12.51 | 32.19 | 44.70 | 54.00 | -9.30 | AVG | |



| | | | |
|--------------|----------------------------------------------------------------------------------------------------------------------|-------------------|---------|
| EUT | Bluetooth Wireless Speaker | Model Name | SP920-A |
| Temperature | 24°C | Relative Humidity | 46% |
| Test Voltage | AC 120V/60Hz | | |
| Test Mode | Bluetooth/1 Mbps/2480 MHz | | |
| NOTE | The transmitter was setup to transmit at the highest channel and the field strength was measured at 2483.5-2500 MHz. | | |

Polarization: Horizontal

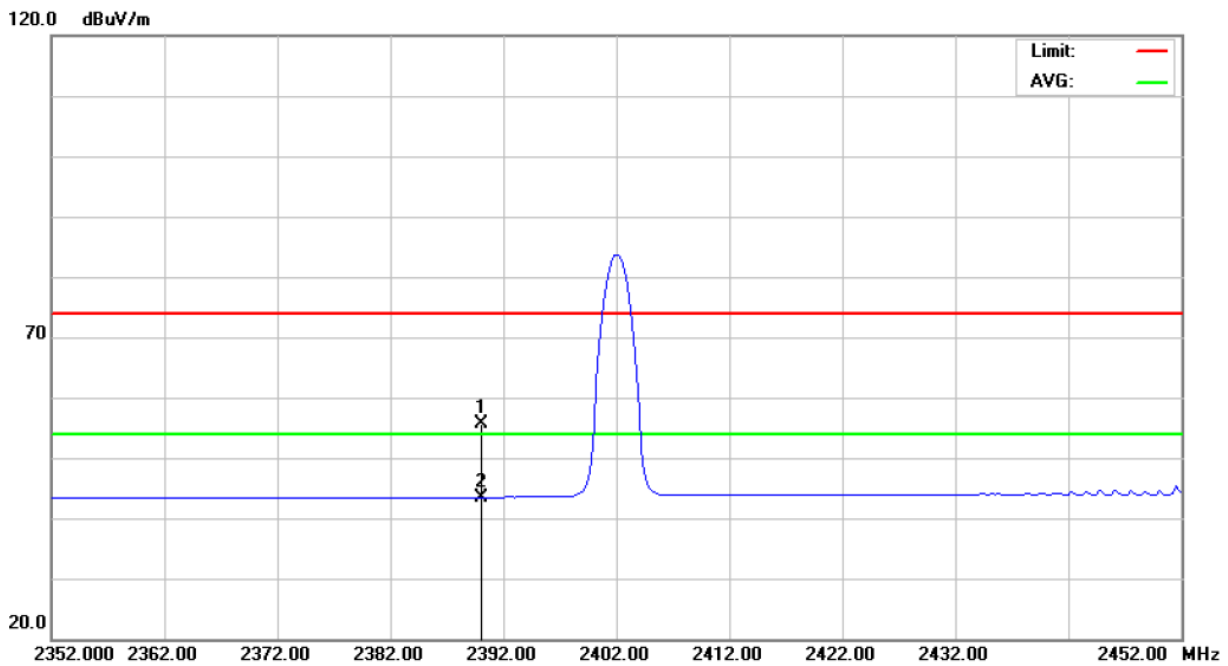


| No. | Mk. | Freq. MHz | Reading Level dBuV | Correct Factor dB | Measure- ment dBuV/m | Limit dBuV/m | Over dB | Detector | Comment |
|-----|-----|--------------|--------------------------|-------------------------|----------------------------|-----------------|------------|----------|---------|
| 1 | | 2483.500 | 23.23 | 32.19 | 55.42 | 74.00 | -18.58 | peak | |
| 2 | * | 2483.500 | 11.87 | 32.19 | 44.06 | 54.00 | -9.94 | AVG | |



| | | | |
|--------------|-------------------------------------------------------------------------------------------------------------------|-------------------|---------|
| EUT | Bluetooth Wireless Speaker | Model Name | SP920-A |
| Temperature | 24°C | Relative Humidity | 46% |
| Test Voltage | AC 120V/60Hz | | |
| Test Mode | Bluetooth/3 Mbps/2402 MHz | | |
| NOTE | The transmitter was setup to transmit at the lowest channel and the field strength was measured at 2310-2390 MHz. | | |

Polarization: Vertical

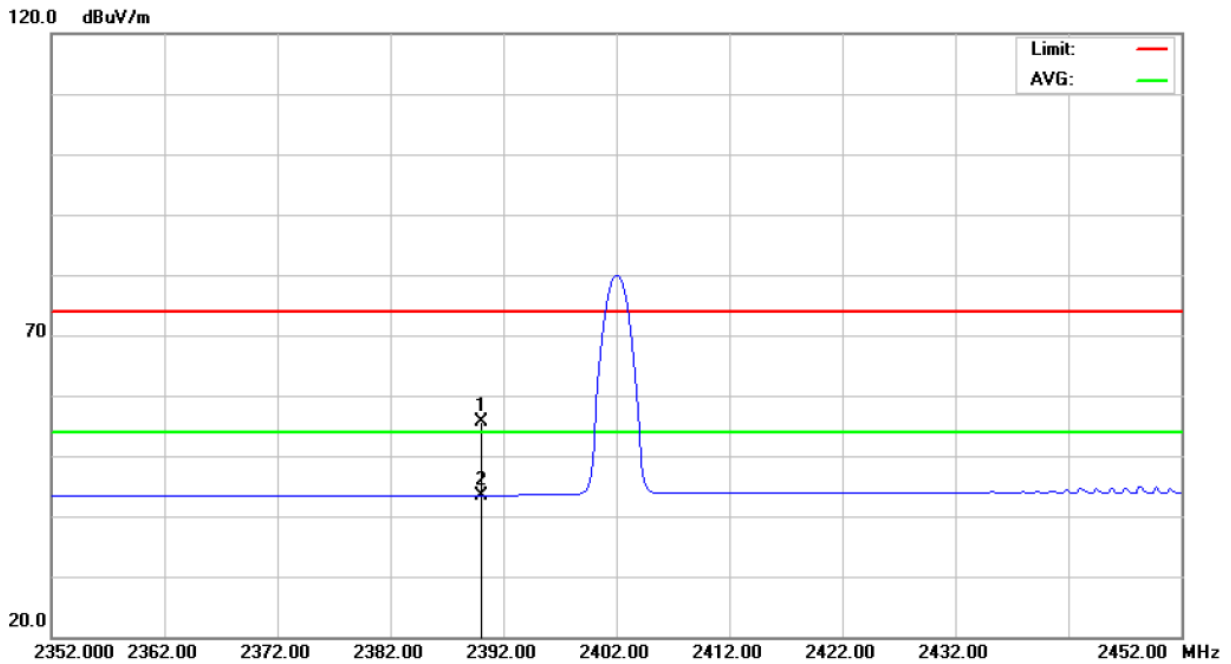


| No. | Mk. | Freq. MHz | Reading Level dBuV | Correct Factor dB | Measure- ment dBuV/m | Limit dBuV/m | Over dB | Detector | Comment |
|-----|-----|--------------|--------------------------|-------------------------|----------------------------|-----------------|------------|----------|---------|
| 1 | | 2390.000 | 23.85 | 31.81 | 55.66 | 74.00 | -18.34 | peak | |
| 2 | * | 2390.000 | 11.62 | 31.81 | 43.43 | 54.00 | -10.57 | AVG | |



| | | | |
|--------------|-------------------------------------------------------------------------------------------------------------------|-------------------|---------|
| EUT | Bluetooth Wireless Speaker | Model Name | SP920-A |
| Temperature | 24°C | Relative Humidity | 46% |
| Test Voltage | AC 120V/60Hz | | |
| Test Mode | Bluetooth/3 Mbps/2402 MHz | | |
| NOTE | The transmitter was setup to transmit at the lowest channel and the field strength was measured at 2310-2390 MHz. | | |

Polarization: Horizontal

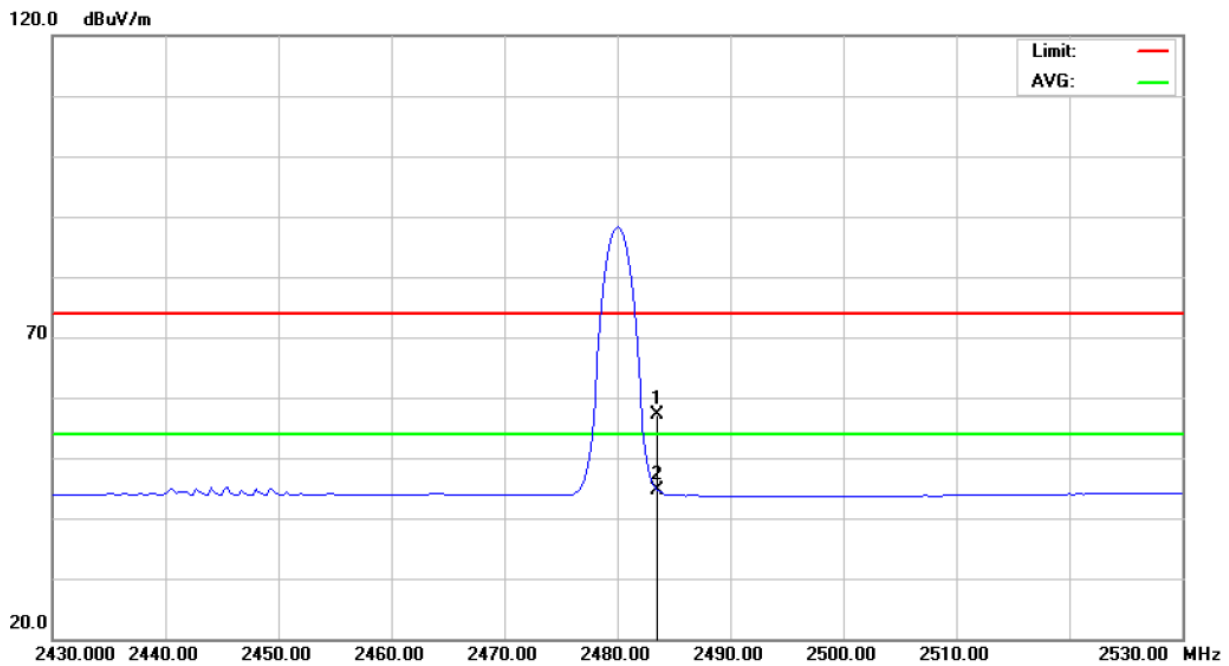


| No. | Mk. | Freq. MHz | Reading Level dBuV | Correct Factor dB | Measure- ment dBuV/m | Limit dBuV/m | Over dB | Detector | Comment |
|-----|-----|--------------|--------------------------|-------------------------|----------------------------|-----------------|------------|----------|---------|
| 1 | | 2390.000 | 23.87 | 31.81 | 55.68 | 74.00 | -18.32 | peak | |
| 2 | * | 2390.000 | 11.63 | 31.81 | 43.44 | 54.00 | -10.56 | AVG | |



| | | | |
|--------------|----------------------------------------------------------------------------------------------------------------------|-------------------|---------|
| EUT | Bluetooth Wireless Speaker | Model Name | SP920-A |
| Temperature | 24°C | Relative Humidity | 46% |
| Test Voltage | AC 120V/60Hz | | |
| Test Mode | Bluetooth/3 Mbps/2480 MHz | | |
| NOTE | The transmitter was setup to transmit at the highest channel and the field strength was measured at 2483.5-2500 MHz. | | |

Polarization: Vertical

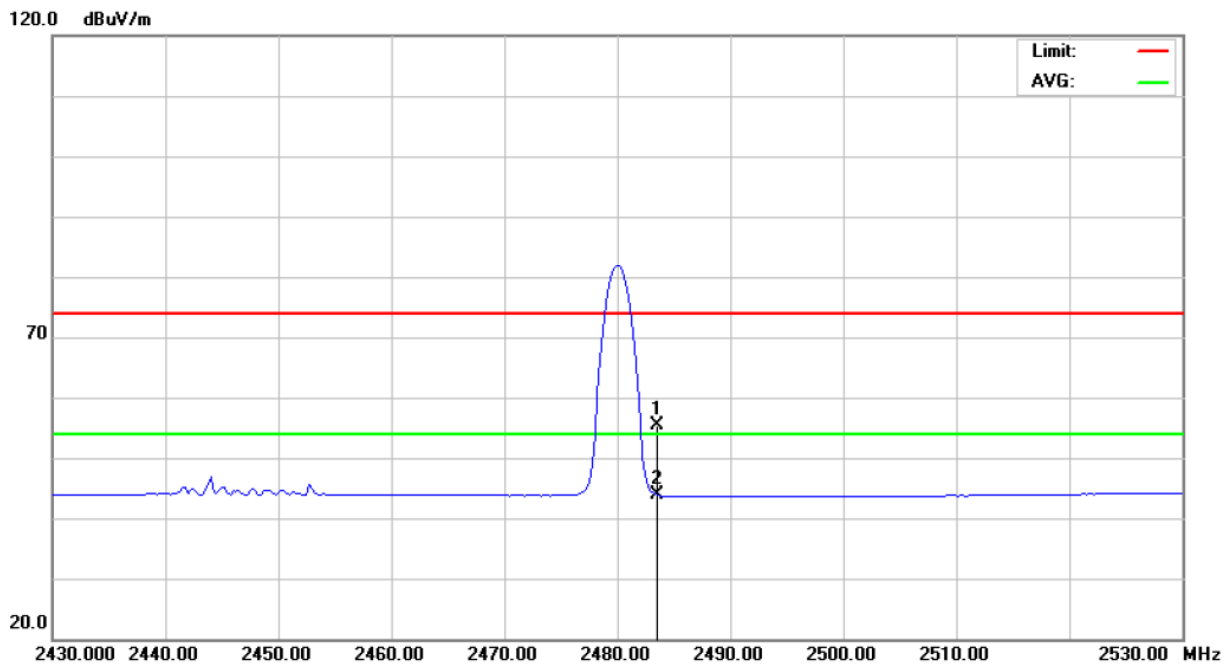


| No. | Mk. | Freq. MHz | Reading Level dBuV | Correct Factor dB | Measure- ment dBuV/m | Limit dBuV/m | Over dB | Detector | Comment |
|-----|-----|--------------|--------------------------|-------------------------|----------------------------|-----------------|------------|----------|---------|
| 1 | | 2483.500 | 24.85 | 32.19 | 57.04 | 74.00 | -16.96 | peak | |
| 2 | * | 2483.500 | 12.42 | 32.19 | 44.61 | 54.00 | -9.39 | AVG | |



| | | | |
|--------------|----------------------------------------------------------------------------------------------------------------------|-------------------|---------|
| EUT | Bluetooth Wireless Speaker | Model Name | SP920-A |
| Temperature | 24°C | Relative Humidity | 46% |
| Test Voltage | AC 120V/60Hz | | |
| Test Mode | Bluetooth/3 Mbps/2480 MHz | | |
| NOTE | The transmitter was setup to transmit at the highest channel and the field strength was measured at 2483.5-2500 MHz. | | |

Polarization: Horizontal



| No. | Mk. | Freq. MHz | Reading Level dBuV | Correct Factor dB | Measure- ment dBuV/m | Limit dBuV/m | Over dB | Detector | Comment |
|-----|-----|--------------|--------------------------|-------------------------|----------------------------|-----------------|------------|----------|---------|
| 1 | | 2483.500 | 23.29 | 32.19 | 55.48 | 74.00 | -18.52 | peak | |
| 2 | * | 2483.500 | 11.70 | 32.19 | 43.89 | 54.00 | -10.11 | AVG | |



10 NUMBER OF HOPPING FREQUENCY

10.1 LIMIT

| Test Item | Frequency Range (MHz) | Limit |
|---------------------------|-----------------------|--------------------------------|
| Number of Hopping Channel | 2400-2483.5 | shall use at least 15 channels |

10.2 MEASUREMENT INSTRUMENTS LIST

| Item | Kind of Equipment | Manufacturer | Type No. | Serial No. | Calibrated until |
|------|-------------------|--------------|----------|------------|------------------|
| 1 | Spectrum Analyzer | R&S | FSP-30 | 100854 | Sep. 08, 2014 |

NOTE: **N/A**: denotes No Model Name, No Serial No. or No Calibration specified.


10.3 MEASURING INSTRUMENTS SETTING

| Spectrum Analyzer | Parameter Setting |
|-------------------|-----------------------------|
| Attenuation | Auto |
| Span Frequency | > Operating Frequency Range |
| RB | 100 kHz |
| VB | 100 kHz |
| Detector | Peak |
| Trace | Max Hold |
| Sweep Time | Auto |

10.4 TEST PROCEDURES

- a. The EUT was directly connected to the spectrum analyzer and antenna output port as show in the block diagram below.
- b. Spectrum Setting: RBW= 100 kHz, VBW=100 kHz, Sweep time = Auto.

10.5 TEST SETUP LAYOUT



10.6 DEVIATION FROM TEST STANDARD

No deviation

10.7 EUT OPERATING CONDITIONS

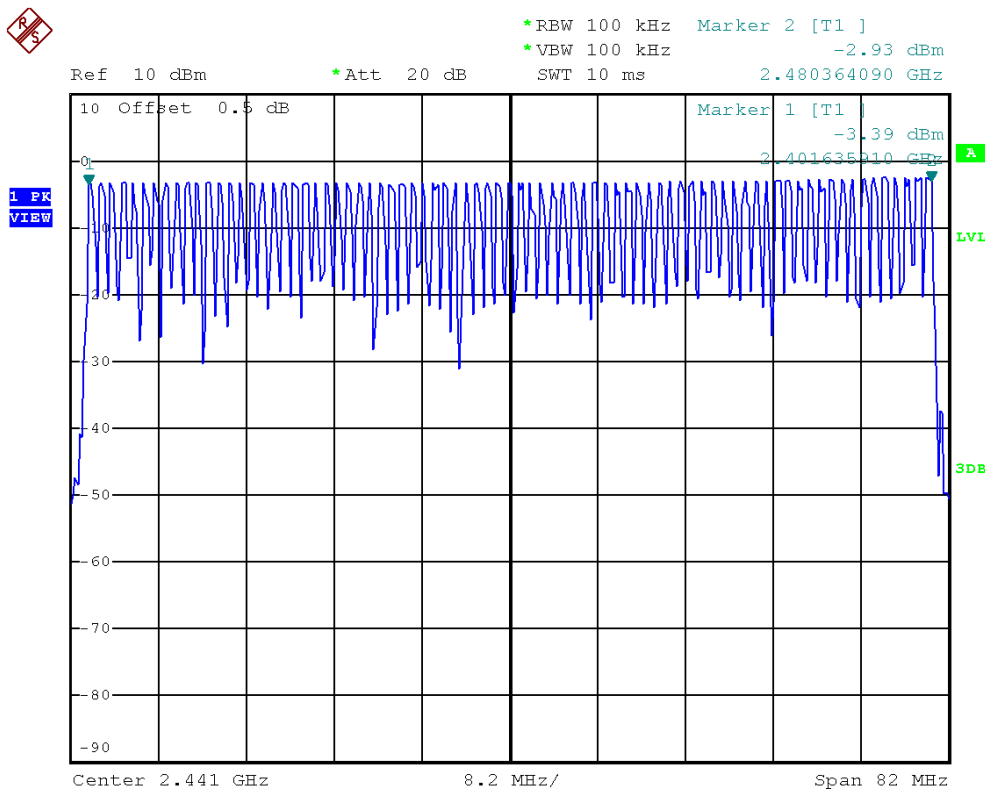
The EUT tested system was configured as the statements of 5.6 Unless otherwise a special operating condition is specified in the follows during the testing.



10.8 TEST RESULTS

| | | | |
|--------------|----------------------------|-------------------|---------|
| EUT | Bluetooth Wireless Speaker | Model Name | SP920-A |
| Temperature | 25°C | Relative Humidity | 62% |
| Test Voltage | AC 120V/60Hz | | |
| Test Mode | Bluetooth/1 Mbps | | |

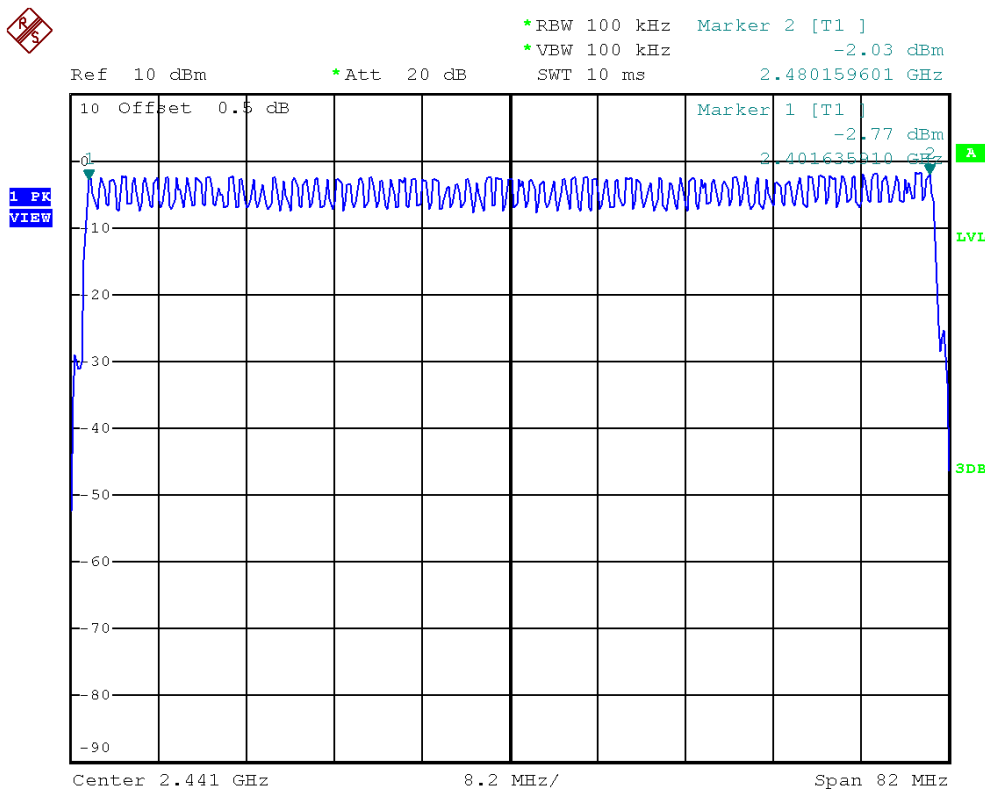
| Number of Hopping Channel | Limit | Result |
|---------------------------|-------|--------|
| 79 | 15 | Pass |





| | | | |
|--------------|----------------------------|-------------------|---------|
| EUT | Bluetooth Wireless Speaker | Model Name | SP920-A |
| Temperature | 25°C | Relative Humidity | 62% |
| Test Voltage | AC 120V/60Hz | | |
| Test Mode | Bluetooth/3 Mbps | | |

| Number of Hopping Channel | Limit | Result |
|---------------------------|-------|--------|
| 79 | 15 | Pass |





11 AVERAGE TIME OF OCCUPANCY

11.1 LIMIT

| Test Item | Frequency Range (MHz) | Limit |
|---------------------------|-----------------------|-----------------------------------------------------------------------------------------------------------------------------|
| Average time of occupancy | 2400-2483.5 | shall not be greater than 0.4 seconds within a period of 0.4 seconds multiplied by the number of hopping channels employed. |

11.2 MEASUREMENT INSTRUMENTS LIST

| Item | Kind of Equipment | Manufacturer | Type No. | Serial No. | Calibrated until |
|------|-------------------|--------------|----------|------------|------------------|
| 1 | Spectrum Analyzer | R&S | FSP-30 | 100854 | Sep. 08, 2014 |

NOTE: **N/A**: denotes No Model Name, No Serial No. or No Calibration specified.

11.3 TEST PROCEDURES

- a. The transmitter output (antenna port) was connected to the spectrum analyzer
- b. Set RBW of spectrum analyzer to 100 kHz and VBW to 100 kHz.
- c. Use a video trigger with the trigger level set to enable triggering only on full pulses.
- d. Sweep Time is more than once pulse time.
- e. Set the center frequency on any frequency would be measure and set the frequency span to zero span.
- f. Measure the maximum time duration of one single pulse.
- g. Set the EUT for DH5, DH3 and DH1 packet transmitting.
- h. Measure the maximum time duration of one single pulse.
- i. DH5 Packet permit maximum $1600 / 79 / 6 = 3.37$ hops per second in each channel (5 time slots RX, 1 time slot TX). So, the dwell time is the time duration of the pulse times $3.37 \times 31.6 = 106.6$ within 31.6 seconds.
- j. DH3 Packet permit maximum $1600 / 79 / 4 = 5.06$ hops per second in each channel (3 time slots RX, 1 time slot TX). So, the dwell time is the time duration of the pulse times $5.06 \times 31.6 = 160$ within 31.6 seconds.
- k. DH1 Packet permit maximum $1600 / 79 / 2 = 10.12$ hops per second in each channel (1 time slot RX, 1 time slot TX). So, the dwell time is the time duration of the pulse times $10.12 \times 31.6 = 320$ within 31.6 seconds.

11.4 TEST SETUP LAYOUT



11.5 DEVIATION FROM TEST STANDARD

No deviation



Neutron Engineering Inc.

11.6 EUT OPERATING CONDITIONS

The EUT tested system was configured as the statements of 5.6 Unless otherwise a special operating condition is specified in the follows during the testing.

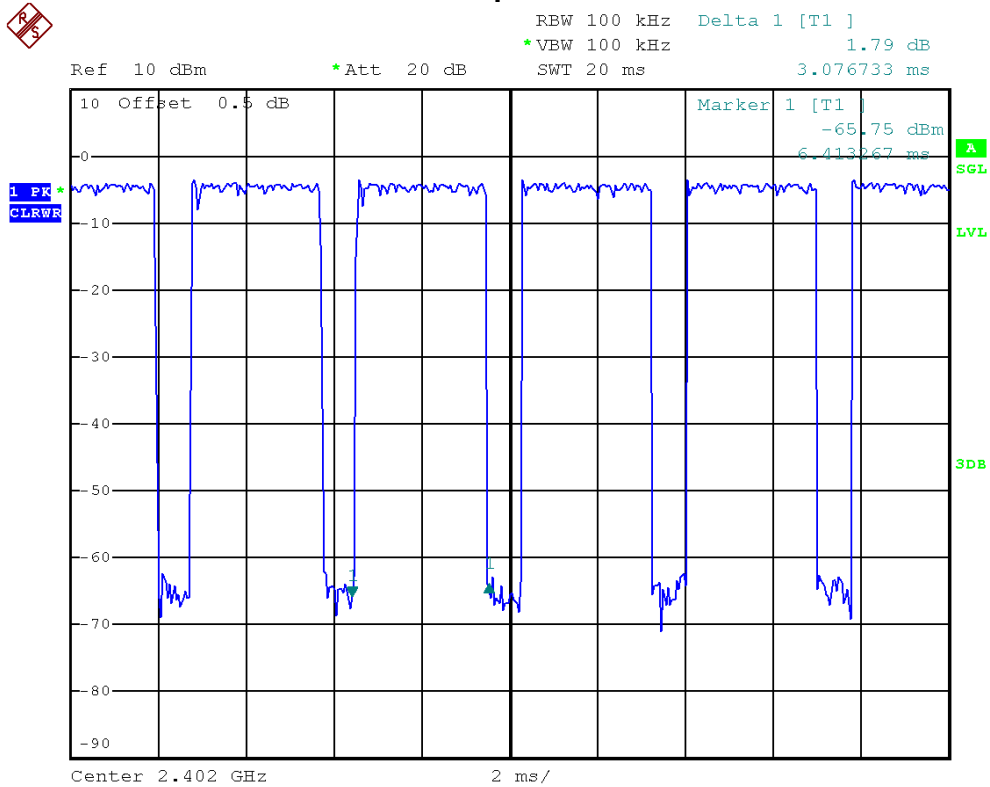


11.7 TEST RESULTS

| | | | |
|--------------|----------------------------|-------------------|---------|
| EUT | Bluetooth Wireless Speaker | Model Name | SP920-A |
| Temperature | 25°C | Relative Humidity | 46% |
| Test Voltage | AC 120V/60Hz | | |
| Test Mode | Bluetooth/1 Mbps/2402 MHz | | |

| Data Packet | Frequency | Pulse Duration (ms) | Dwell Time (s) | Limit (s) | Result |
|-------------|-----------|---------------------|----------------|-----------|--------|
| DH5 | 2402 MHz | 3.0767 | 0.3282 | 0.4 | PASS |
| DH3 | 2402 MHz | 1.7925 | 0.2868 | 0.4 | PASS |
| DH1 | 2402 MHz | 0.5711 | 0.1828 | 0.4 | PASS |

Bluetooth/1 Mbps/2402 MHz/DH5

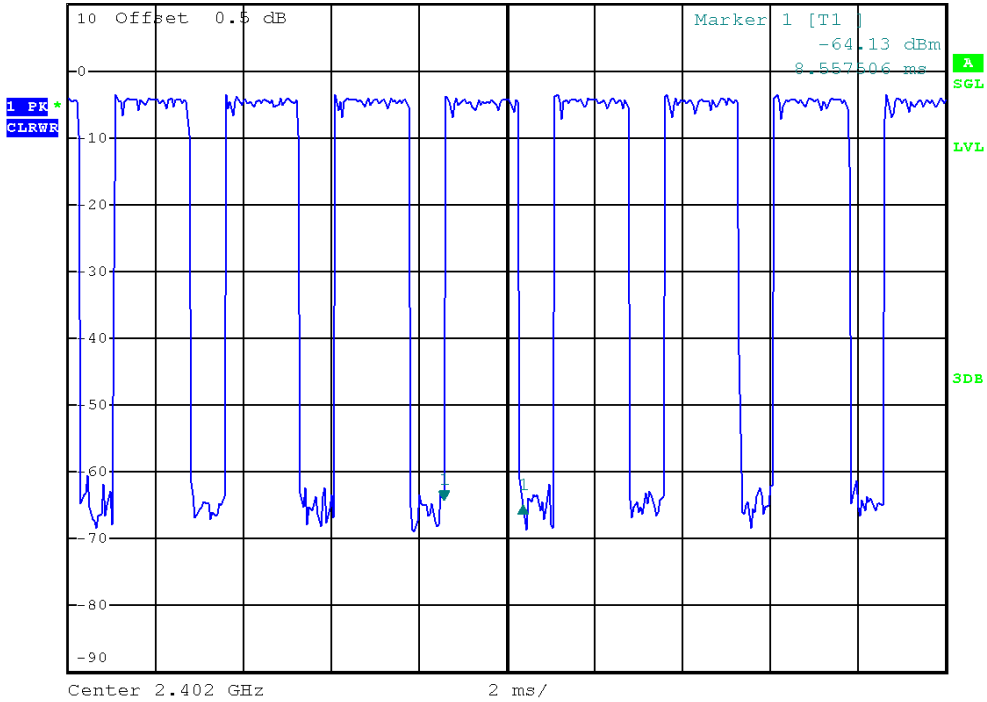




Bluetooth/1 Mbps/2402 MHz/DH3



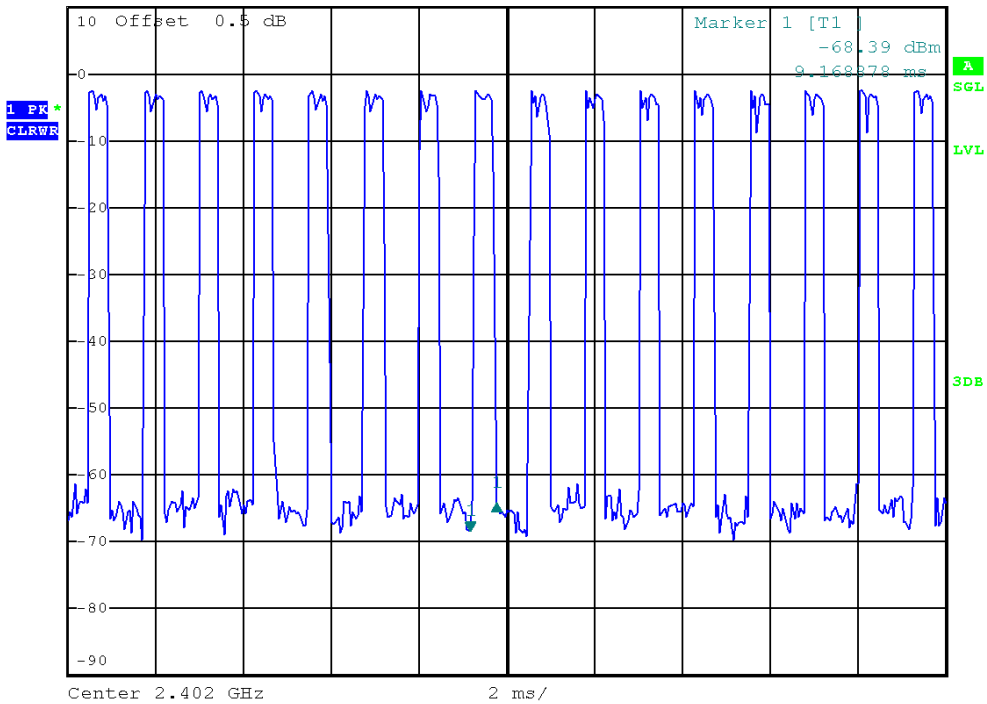
RBW 100 kHz Delta 1 [T1]
 *Att 20 dB -0.87 dB
 *VBW 100 kHz
 Ref 10 dBm SWT 20 ms 1.792494 ms



Bluetooth/1 Mbps/2402 MHz/DH1



RBW 100 kHz Delta 1 [T1]
 *Att 20 dB 4.13 dB
 *VBW 100 kHz
 Ref 10 dBm SWT 20 ms 571.122195 μ s

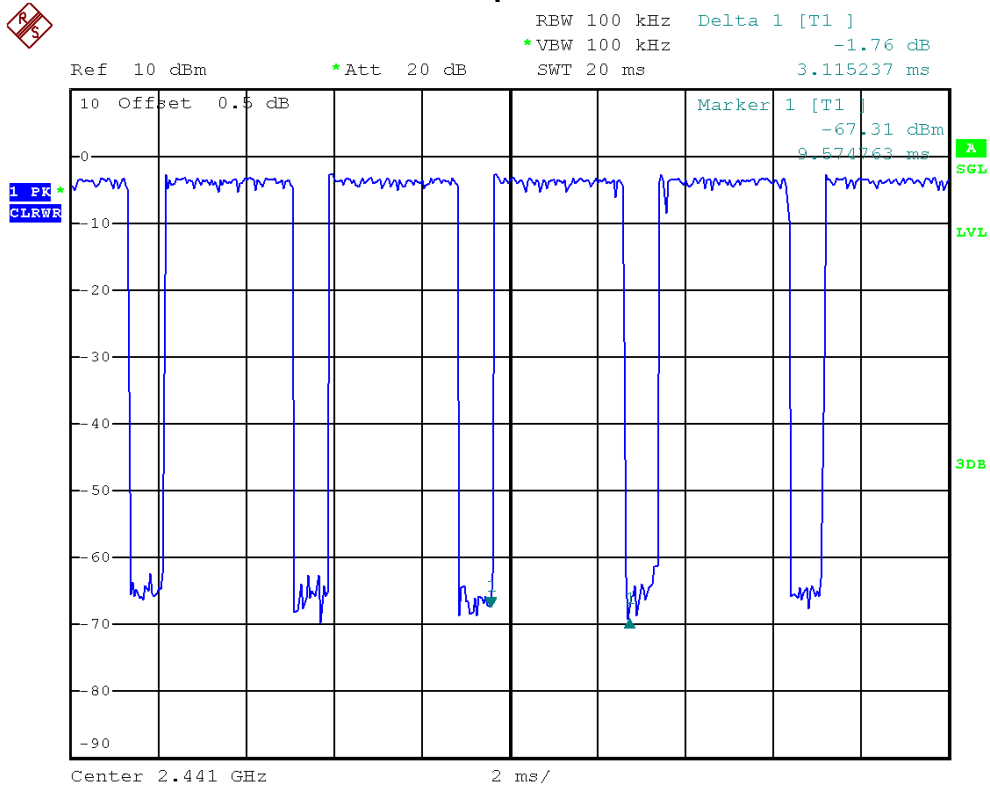




| | | | |
|--------------|----------------------------|-------------------|---------|
| EUT | Bluetooth Wireless Speaker | Model Name | SP920-A |
| Temperature | 25°C | Relative Humidity | 46% |
| Test Voltage | AC 120V/60Hz | | |
| Test Mode | Bluetooth/1 Mbps/2441 MHz | | |

| Data Packet | Frequency | Pulse Duration (ms) | Dwell Time (s) | Limit (s) | Result |
|-------------|-----------|---------------------|----------------|-----------|--------|
| DH5 | 2441 MHz | 3.1152 | 0.3323 | 0.4 | PASS |
| DH3 | 2441 MHz | 1.7631 | 0.2821 | 0.4 | PASS |
| DH1 | 2441 MHz | 0.5427 | 0.1737 | 0.4 | PASS |

Bluetooth/1 Mbps/2441 MHz/DH5

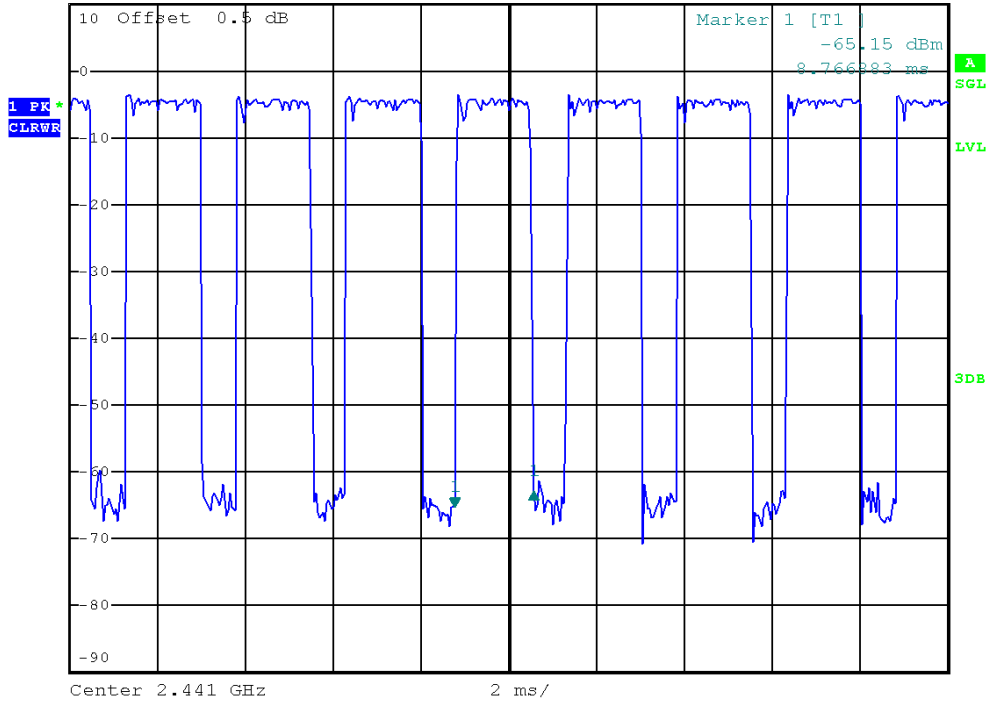




Bluetooth/1 Mbps/2441 MHz/DH3



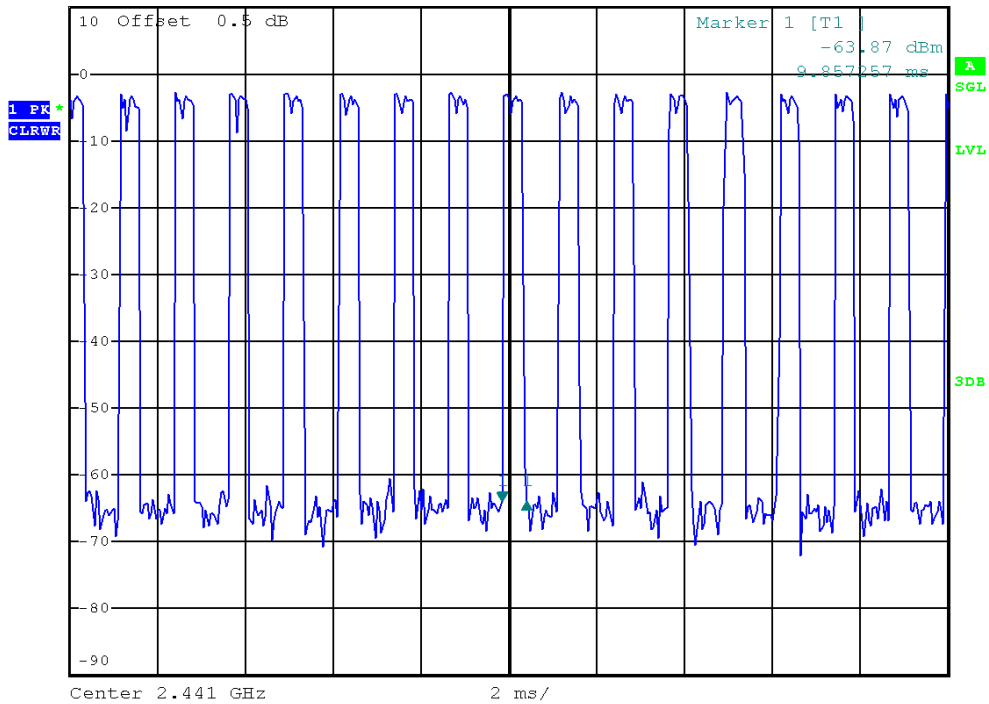
RBW 100 kHz Delta 1 [T1]
 *VBW 100 kHz 2.33 dB
 Ref 10 dBm *Att 20 dB SWT 20 ms 1.763117 ms



Bluetooth/1 Mbps/2441 MHz/DH1



RBW 100 kHz Delta 1 [T1]
 *VBW 100 kHz -0.10 dB
 Ref 10 dBm *Att 20 dB SWT 20 ms 542.743142 μ s

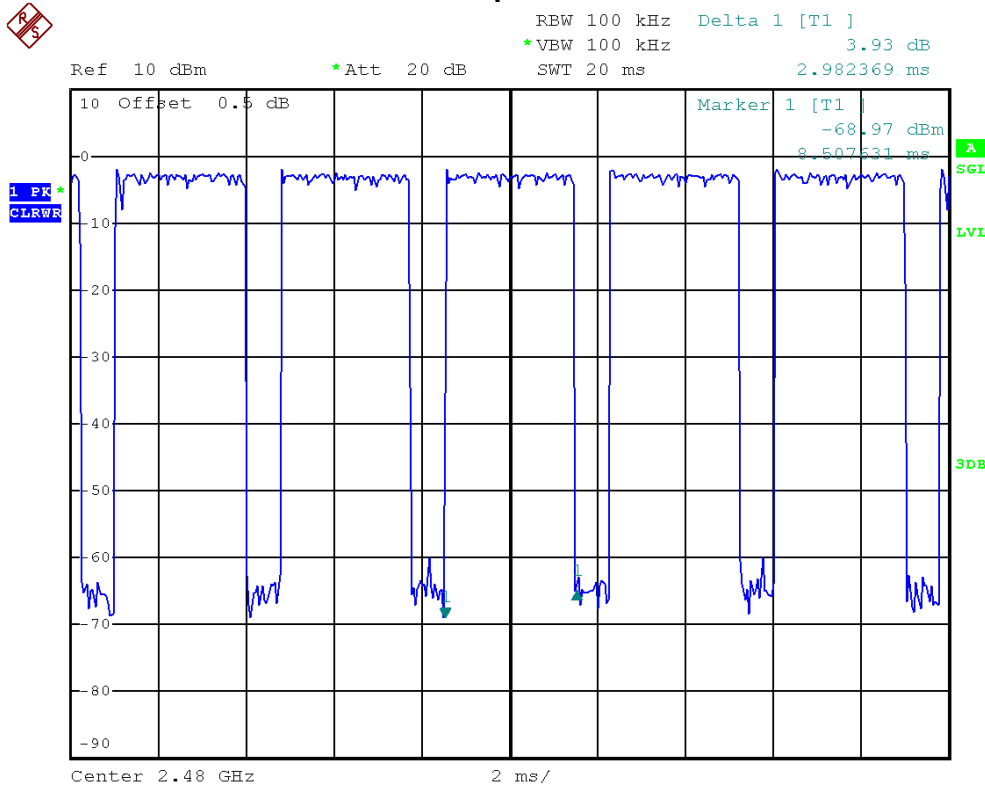




| | | | |
|--------------|----------------------------|-------------------|---------|
| EUT | Bluetooth Wireless Speaker | Model Name | SP920-A |
| Temperature | 25°C | Relative Humidity | 46% |
| Test Voltage | AC 120V/60Hz | | |
| Test Mode | Bluetooth/1 Mbps/2480 MHz | | |

| Data Packet | Frequency | Pulse Duration (ms) | Dwell Time (s) | Limit (s) | Result |
|-------------|-----------|---------------------|----------------|-----------|--------|
| DH5 | 2480 MHz | 2.9824 | 0.3181 | 0.4 | PASS |
| DH3 | 2480 MHz | 1.7219 | 0.2755 | 0.4 | PASS |
| DH1 | 2480 MHz | 0.5020 | 0.1606 | 0.4 | PASS |

Bluetooth/1 Mbps/2480 MHz/DH5

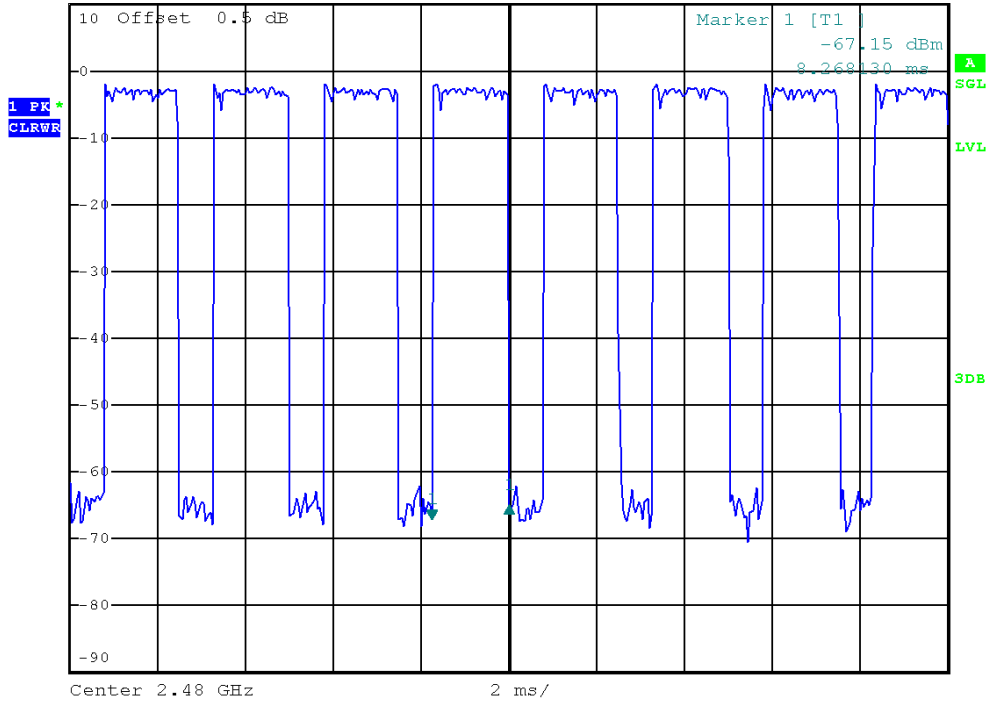




Bluetooth/1 Mbps/2480 MHz/DH3



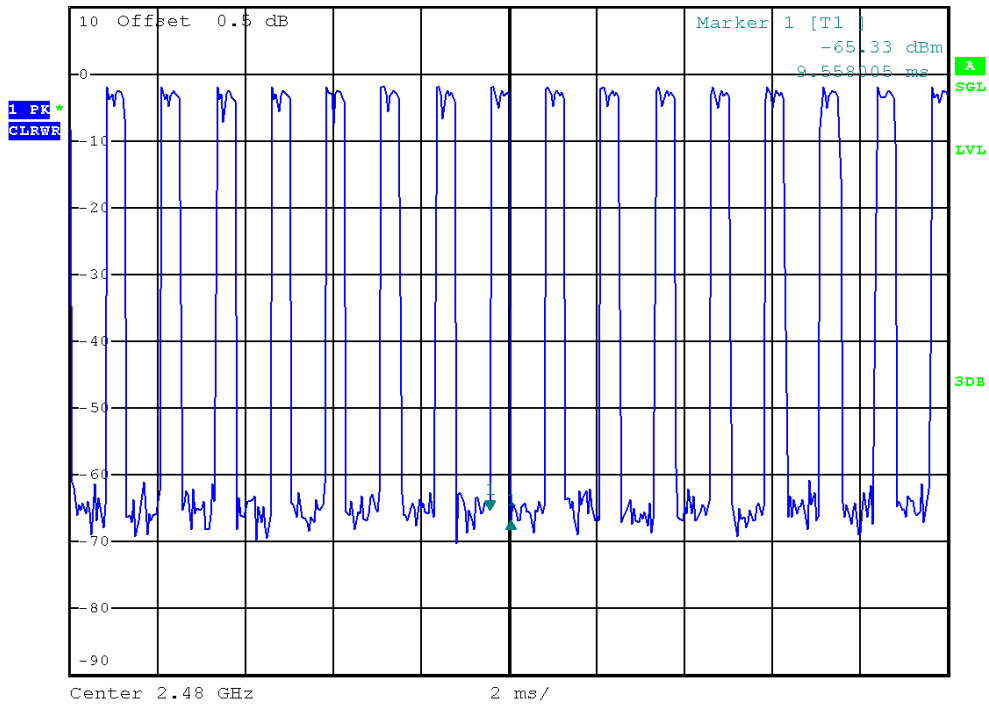
RBW 100 kHz Delta 1 [T1]
 *VBW 100 kHz 2.12 dB
 Ref 10 dBm *Att 20 dB SWT 20 ms 1.721870 ms



Bluetooth/1 Mbps/2480 MHz/DH1



RBW 100 kHz Delta 1 [T1]
 *VBW 100 kHz -1.32 dB
 Ref 10 dBm *Att 20 dB SWT 20 ms 501.995012 μs

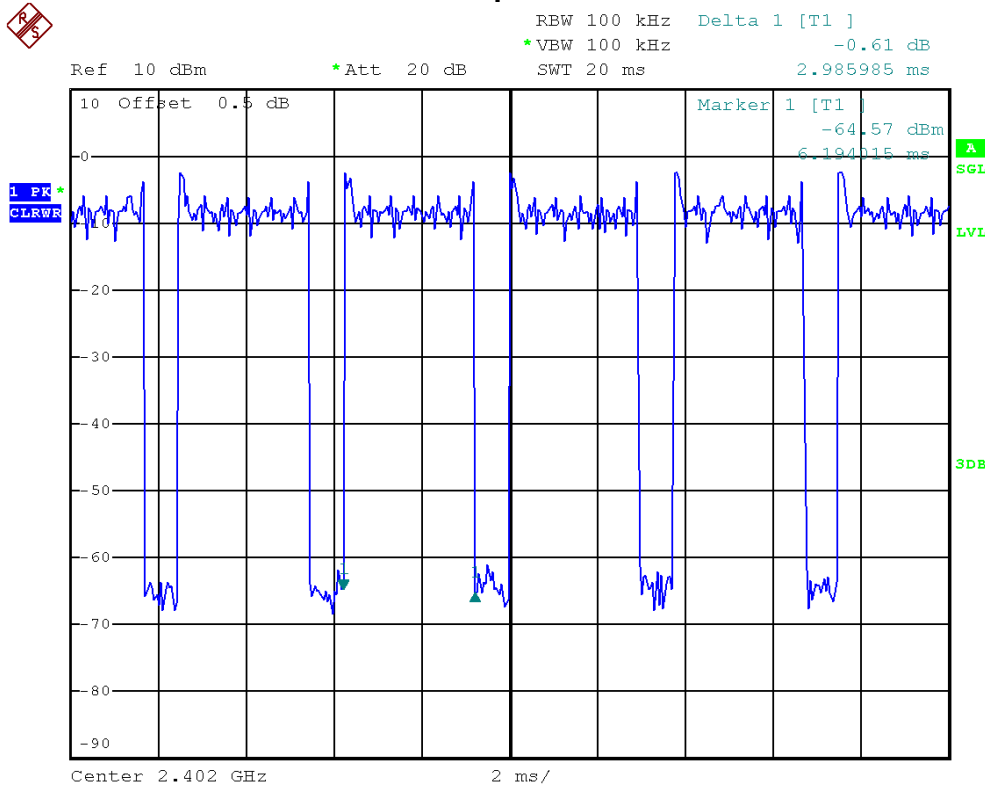




| | | | |
|--------------|----------------------------|-------------------|---------|
| EUT | Bluetooth Wireless Speaker | Model Name | SP920-A |
| Temperature | 25°C | Relative Humidity | 46% |
| Test Voltage | AC 120V/60Hz | | |
| Test Mode | Bluetooth/3 Mbps/2402 MHz | | |

| Data Packet | Frequency | Pulse Duration (ms) | Dwell Time (s) | Limit (s) | Result |
|-------------|-----------|---------------------|----------------|-----------|--------|
| DH5 | 2402 MHz | 2.9860 | 0.3185 | 0.4 | PASS |
| DH3 | 2402 MHz | 1.8054 | 0.2889 | 0.4 | PASS |
| DH1 | 2402 MHz | 0.4814 | 0.1540 | 0.4 | PASS |

Bluetooth/3 Mbps/2402 MHz/DH5

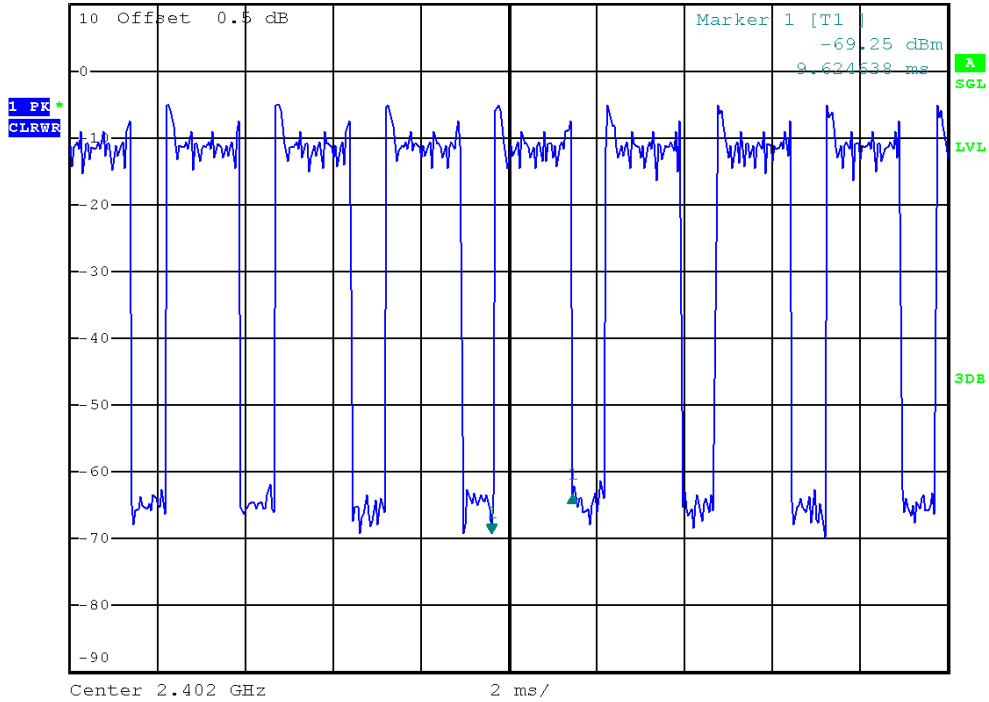




Bluetooth/3 Mbps/2402 MHz/DH3



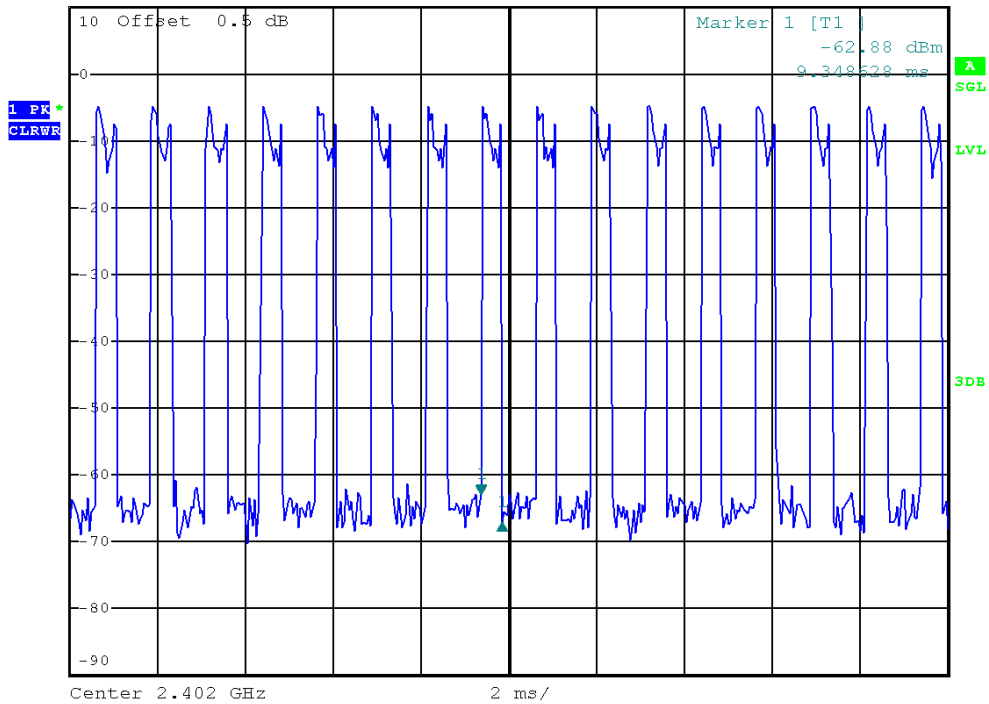
RBW 100 kHz Delta 1 [T1]
 *VBW 100 kHz 5.91 dB
 Ref 10 dBm *Att 20 dB SWT 20 ms 1.805362 ms



Bluetooth/3 Mbps/2402 MHz/DH1



RBW 100 kHz Delta 1 [T1]
 *VBW 100 kHz -4.24 dB
 Ref 10 dBm *Att 20 dB SWT 20 ms 481.371571 μs

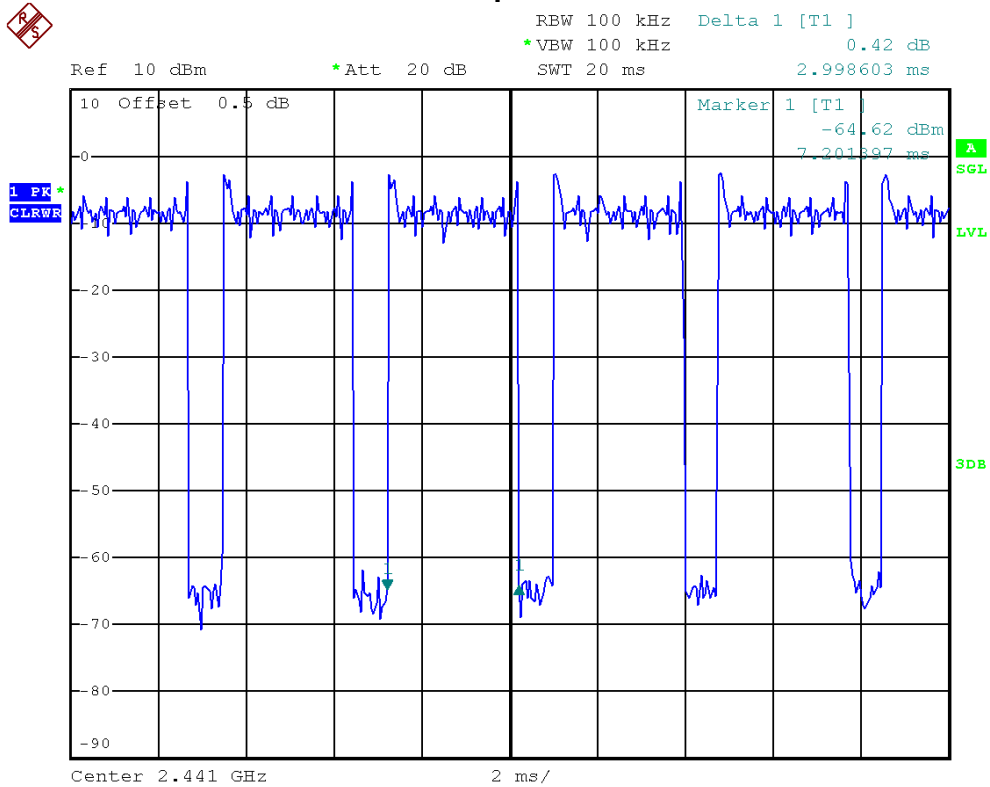




| | | | |
|--------------|----------------------------|-------------------|---------|
| EUT | Bluetooth Wireless Speaker | Model Name | SP920-A |
| Temperature | 25°C | Relative Humidity | 46% |
| Test Voltage | AC 120V/60Hz | | |
| Test Mode | Bluetooth/3 Mbps/2441 MHz | | |

| Data Packet | Frequency | Pulse Duration (ms) | Dwell Time (s) | Limit (s) | Result |
|-------------|-----------|---------------------|----------------|-----------|--------|
| DH5 | 2441 MHz | 2.9986 | 0.3199 | 0.4 | PASS |
| DH3 | 2441 MHz | 1.7337 | 0.2774 | 0.4 | PASS |
| DH1 | 2441 MHz | 0.5801 | 0.1856 | 0.4 | PASS |

Bluetooth/3 Mbps/2441 MHz/DH5

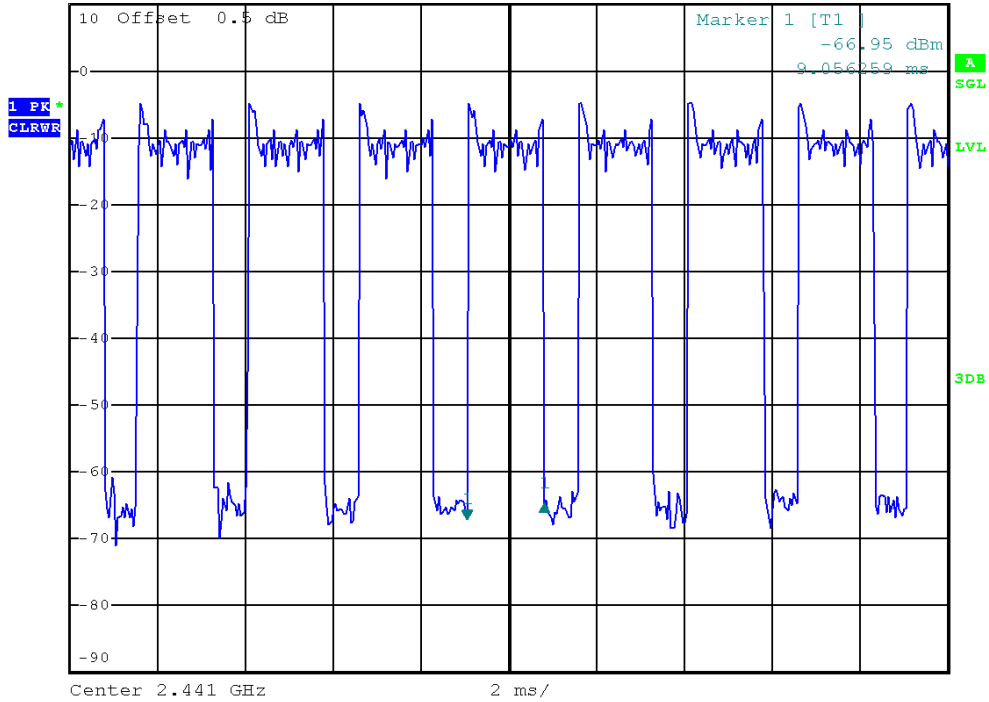




Bluetooth/3 Mbps/2441 MHz/DH3



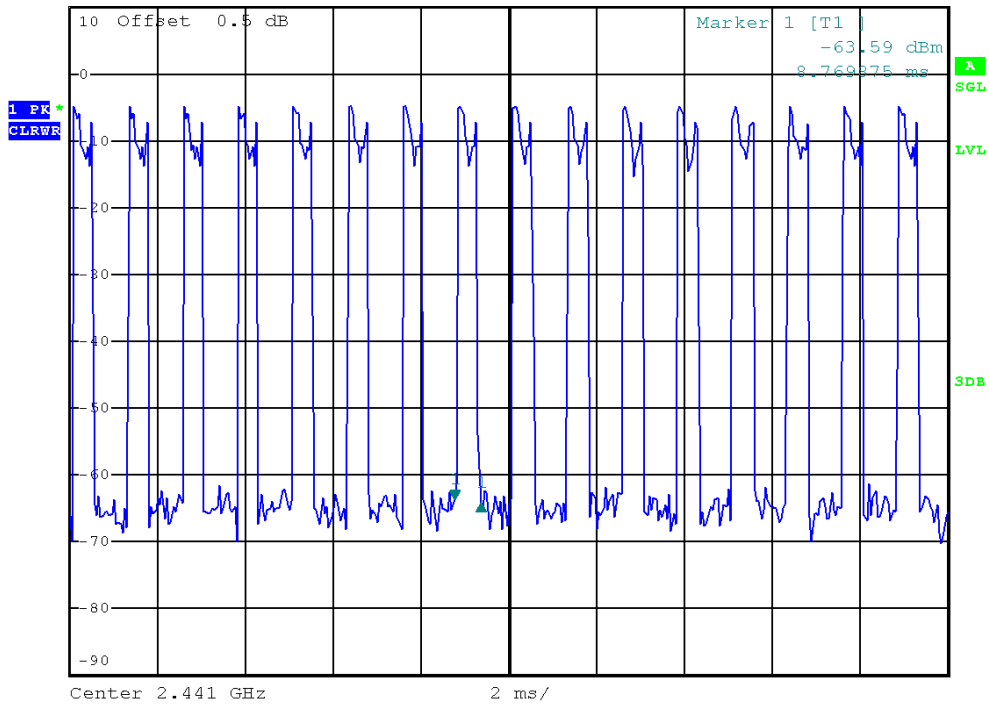
RBW 100 kHz Delta 1 [T1]
 *VBW 100 kHz 2.31 dB
 Ref 10 dBm *Att 20 dB SWT 20 ms 1.733741 ms



Bluetooth/3 Mbps/2441 MHz/DH1



RBW 100 kHz Delta 1 [T1]
 *VBW 100 kHz -0.69 dB
 Ref 10 dBm *Att 20 dB SWT 20 ms 580.124688 μs

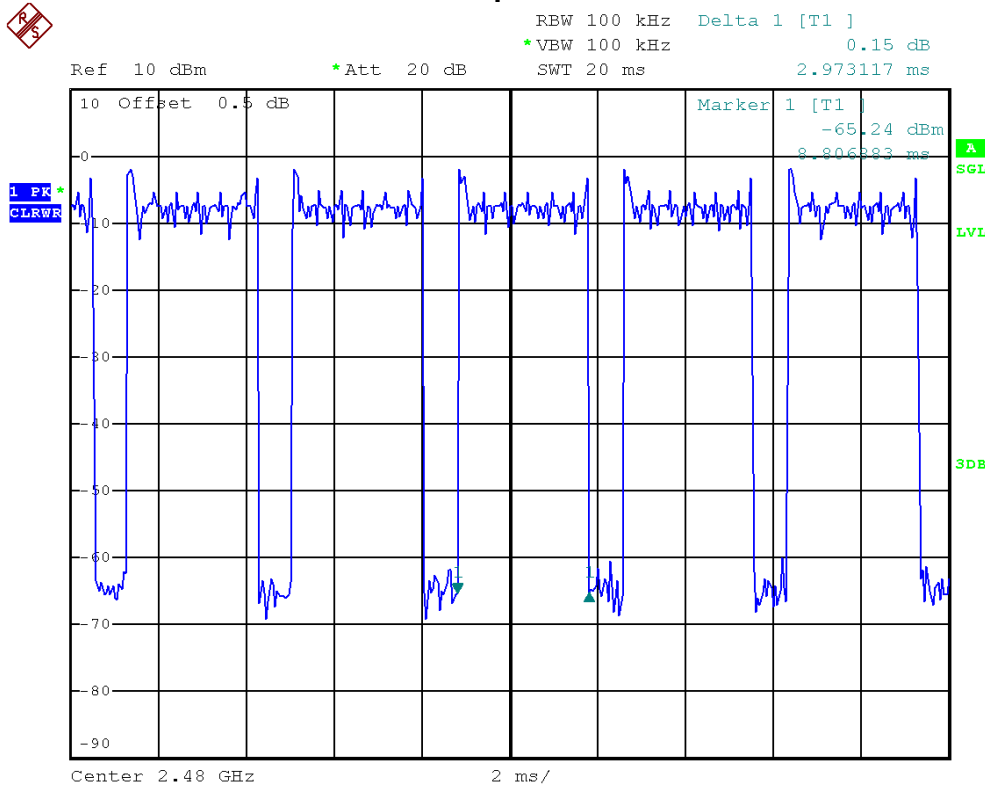




| | | | |
|--------------|----------------------------|-------------------|---------|
| EUT | Bluetooth Wireless Speaker | Model Name | SP920-A |
| Temperature | 25°C | Relative Humidity | 46% |
| Test Voltage | AC 120V/60Hz | | |
| Test Mode | Bluetooth/3 Mbps/2480 MHz | | |

| Data Packet | Frequency | Pulse Duration (ms) | Dwell Time (s) | Limit (s) | Result |
|-------------|-----------|---------------------|----------------|-----------|--------|
| DH5 | 2480 MHz | 2.9731 | 0.3171 | 0.4 | PASS |
| DH3 | 2480 MHz | 1.7741 | 0.2839 | 0.4 | PASS |
| DH1 | 2480 MHz | 0.5311 | 0.1700 | 0.4 | PASS |

Bluetooth/3 Mbps/2480 MHz/DH5

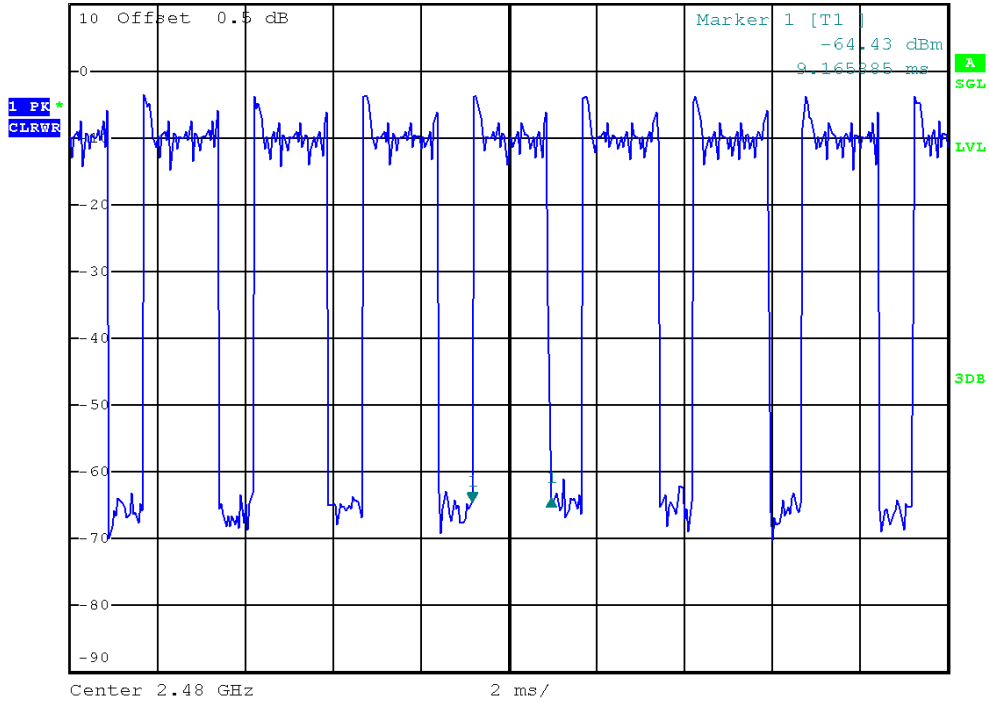




Bluetooth/3 Mbps/2480 MHz/DH3



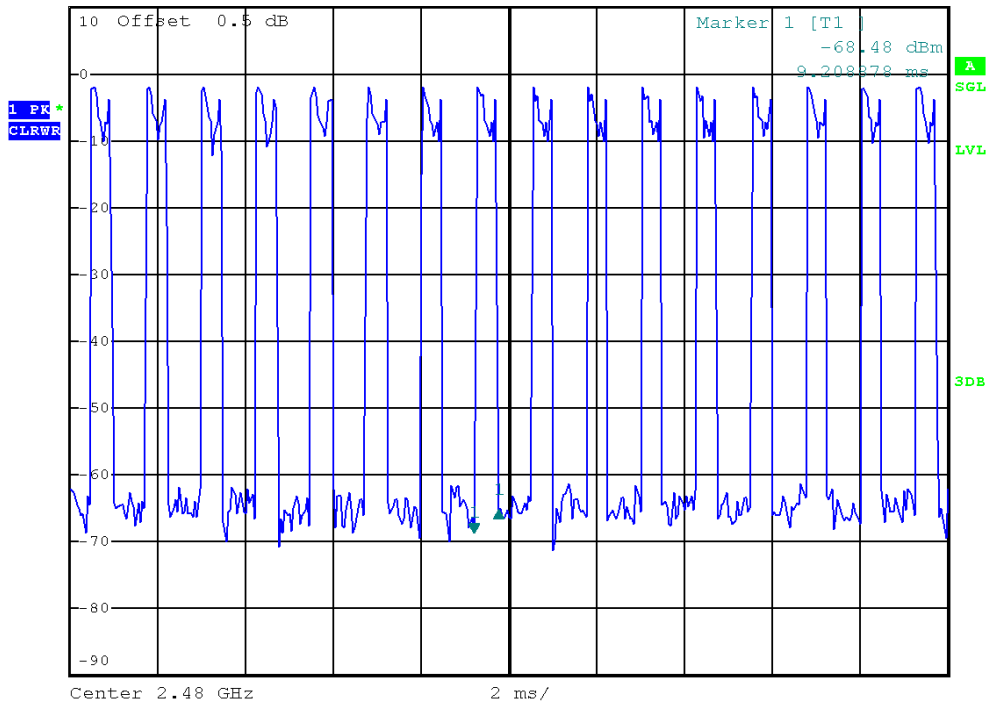
RBW 100 kHz Delta 1 [T1]
 *VBW 100 kHz 0.43 dB
 Ref 10 dBm *Att 20 dB SWT 20 ms 1.774115 ms



Bluetooth/3 Mbps/2480 MHz/DH1



RBW 100 kHz Delta 1 [T1]
 *VBW 100 kHz 3.41 dB
 Ref 10 dBm *Att 20 dB SWT 20 ms 531.122195 μ s



12 EUT TEST PHOTO

Conducted emission test photos



Radiated spurious emission test photos

