

FCC PART 15C TEST REPORT FOR CERTIFICATION
On Behalf of

HUIZHOU FORYOU GENERAL ELECTRONICS CO.,LTD.

Car Multimedia Player

Model Number: VX7012

Additional Model: VX4012

FCC ID: VIP-VX7012

Prepared for : HUIZHOU FORYOU GENERAL ELECTRONICS CO.,LTD
North Shangxia Road, Dongjiang Hi-tech Industry Park, Huizhou,
Guangdong Province, 516005, P R China

Prepared By : EST Technology Co., Ltd.
Santun(guantai Road), Houjie Town, DongGuan City, GuangDong,
China.

Tel: 86-769-83081888-808





Report Number: ESTE-R1503048
Date of Test : March 17~ 30, 2015
Date of Report : March 31, 2015

TABLE OF CONTENTS

Description	Page
TEST REPORT VERIFICATION	3
1. GENERAL INFORMATION	5
1.1. Description of Device (EUT)	5
2. SUMMARY OF TEST	6
2.1. Summary of test result	6
2.2. Test Facilities.....	7
2.3. Measurement uncertainty	8
2.4. Assistant equipment used for test	8
2.5. Block Diagram.....	8
2.6. Test mode	9
2.7. Channel List for Bluetooth	9
2.8. Test Equipment.....	10
3. MAXIMUM PEAK OUTPUT POWER.....	11
3.1. Limit	11
3.2. Test Procedure	11
3.3. Test Result	11
3.4. Test Data.....	12
4. 20 DB BANDWIDTH.....	16
4.1. Limit	16
4.2. Test Procedure	16
4.3. Test Result	16
4.4. Test Data.....	17
5. CARRIER FREQUENCY SEPARATION	21
5.1. Limit	21
5.2. Test Procedure	21
5.3. Test Result	21
5.4. Test Data.....	22
6. NUMBER OF HOPPING CHANNEL	26
6.1. Limit	26
6.2. Test Procedure	26
6.3. Test Result	26
6.4. Test Data.....	27
7. DWELL TIME	29
7.1. Limit	29
7.2. Test Result	29
7.3. Test Data.....	30
8. RADIATED EMISSIONS	36
8.1. Limit	36
8.2. Block Diagram of Test setup	37
8.3. Test Procedure	38
8.4. Test Result	38

8.5.	Test Data.....	39
9.	BAND EDGE COMPLIANCE	75
9.1.	Limit	75
9.2.	Block Diagram of Test setup.....	75
9.3.	Test Procedure	76
9.4.	Test Result	76
9.5.	Test Data.....	77
10.	ANTENNA REQUIREMENTS	93
10.1.	Limit	93
10.2.	Result.....	93
11.	TEST SETUP PHOTO.....	94
12.	PHOTOS OF EUT	95

Test Report Verification

Applicant:	HUIZHOU FORYOU GENERAL ELECTRONICS CO.,LTD.		
Address:	North Shangxia Road, Dongjiang Hi-tech Industry Park, Huizhou, Guangdong Province, 516005, P R China		
Manufacturer	HUIZHOU FORYOU GENERAL ELECTRONICS CO.,LTD.		
Address:	North Shangxia Road, Dongjiang Hi-tech Industry Park, Huizhou, Guangdong Province, 516005, P R China		
E.U.T:	Car Multimedia Player		
Model Number:	VX7012		
Additional Model:	VX4012 Note: The two models have the same technical construction including circuit diagram, PCB Layout, components and component layout, all electrical construction and mechanical construction, except the different model name, print silk and “VX7012” with all functions; “VX4012” without GPS function.		
Power Supply:	DC 12V		
Test Voltage:	DC 12V		
Trade Name:	JENSEN	Serial No.:	-----
Date of Receipt:	March 17, 2015	Date of Test:	March 17~ 30, 2015
Test Specification:	FCC Rules and Regulations Part 15 Subpart C:2014 ANSI C63.10:2013		
Test Result:	<p>The device described above is tested by EST Technology Co., Ltd.. The measurement results were contained in this test report and EST Technology Co., Ltd. was assumed full responsibility for the accuracy and completeness of these measurements. Also, this report shows that the EUT to be technically compliance with the ETSI EN FCC Rules and Regulations Part 15 Subpart C requirements.</p> <p>This report applies to above tested sample only and shall not be reproduced in part without written approval of EST Technology Co., Ltd.</p>  <p style="text-align: right;">Date: March 31, 2015</p>		
Prepared by:	Tested by:	Approved by:	
			
Ada / Assistant	Tony.Tang/ Engineer	IcemanHu / Manager	
Other Aspects:	None.		
<i>Abbreviations: OK/P=passed fail/F=failed n.a/N=not applicable E.U.T=equipment under tested</i>			
<i>This test report is based on a single evaluation of one sample of above mentioned products .It is not permitted to be duplicated in extracts without written approval of EST Technology Co., Ltd.</i>			

1. GENERAL INFORMATION

1.1. Description of Device (EUT)

Product Name	: Car Multimedia Player
Model Number	: VX7012
FCC ID	: VIP-VX7012
Operation frequency	: 2402MHz~2480MHz
Number of channel	: 79
Antenna	: Internal antenna, 0 dBi gain
Modulation	: FHSS (GFSK, $\pi/4$ -DQPSK, 8-DPSK)
Sample Type	: Prototype production

2. SUMMARY OF TEST

2.1. Summary of test result

Description of Test Item	Standard	Results
Maximum Peak Output Power	FCC Part 15: 15.247(b)(1) DA 00-705	PASS
20dB Bandwidth	FCC Part 15: 15.215 DA 00-705	PASS
Carrier Frequency Separation	FCC Part 15: 15.247(a)(1) DA 00-705	PASS
Number Of Hopping Channel	FCC Part 15: 15.247(a)(1)(iii) DA 00-705	PASS
Dwell Time	FCC Part 15: 15.247(a)(1)(iii) DA 00-705	PASS
Radiated Emission	FCC Part 15: 15.209 FCC Part 15: 15.247(d) ANSI C63.10: 2013 DA 00-705	PASS
Band Edge Compliance	FCC Part 15: 15.247(d) DA 00-705	PASS
Power Line Conducted Emissions	FCC Part 15: 15.207 ANSI C63.4: 2003 DA 00-705	N/A
Antenna requirement	FCC Part 15: 15.203	PASS

2.2. Test Facilities

EMC Lab	:	Certificated by CNAL, CHINA Registration No.: L5288 Date of registration: November 13, 2014 Certificated by FCC, USA Registration No.: 989591 Date of registration: November 20, 2013 Certificated by Industry Canada Registration No.: 46405-9405 Test Side Number: 9405A-1 Date of registration: January 03, 2013 Certificated by VCCI, Japan Registration No.: R-3663 & C-4103 Date of registration: July 25, 2011 Certificated by TUV Rheinland, Germany Registration No.: UA 50195514 0001 Date of registration: January 07, 2011 Certificated by TUV/PS, Shenzhen Registration No.: SCN1017 Date of registration: January 27, 2011 Certificated by Intertek ETL SEMKO Registration No.: 2011-RTL-L1-18 Date of registration: April 28, 2011 Certificated by Siemic, Inc. Registration No.: SLCN021 Date of registration: November 8, 2011 Certificated by Nemko, Hong Kong Registration No.: 175193 Date of registration: May 4, 2011
Name of Firm	:	EST Technology Co., Ltd.
Site Location	:	San Tun Management Zone, Houjie Town, Dongguan, Guangdong, China

2.3. Measurement uncertainty

Test Item	Uncertainty
Uncertainty for Conduction emission test	2.54dB
Uncertainty for Radiation Emission test (30MHz-1GHz)	3.62
Uncertainty for Radiation Emission test (1GHz to 18GHz)	4.86
Uncertainty for radio frequency	7×10^{-8}
Uncertainty for conducted RF Power	0.20dB
Uncertainty for Power density test	0.26dB

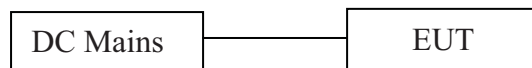
Note: This uncertainty represents an expanded uncertainty expressed at approximately the 95% confidence level using a coverage factor of k=2.

2.4. Assistant equipment used for test

2.4.1. N/A

2.5. Block Diagram

For radiated emissions test: EUT was placed on a turn table, which is 0.8 (or 1.5) meter high above ground. EUT was be set into BT test mode by software before test.



(EUT: Car Multimedia Player)

2.6. Test mode

The test software was used to control EUT work in Continuous TX mode, and select test channel, wireless mode

Mode	Channel	Frequency
GFSK	Low	2402MHz
	Middle	2441MHz
	High	2480MHz
8-DPSK	Low	2402MHz
	Middle	2441MHz
	High	2480MHz

2.7. Channel List for Bluetooth

Channel No.	Frequency (MHz)	Channel No.	Frequency (MHz)	Channel No.	Frequency (MHz)	Channel No.	Frequency (MHz)
1	2402	2	2403	3	2404	4	2405
5	2406	6	2407	7	2408	8	2409
9	2410	10	2411	11	2412	12	2413
13	2414	14	2415	15	2416	16	2417
17	2418	18	2419	19	2420	20	2421
21	2422	22	2423	23	2424	24	2425
25	2426	26	2427	27	2428	28	2429
29	2430	30	2431	31	2432	32	2433
33	2434	34	2435	35	2436	36	2437
37	2438	38	2439	39	2440	40	2441
41	2442	42	2443	43	2444	44	2445
45	2446	46	2447	47	2448	48	2449
49	2450	50	2451	51	2452	52	2453
53	2454	54	2455	55	2456	56	2457
57	2458	58	2459	59	2460	60	2461
61	2462	62	2463	63	2464	64	2465
65	2466	66	2467	67	2468	68	2469
69	2470	70	2471	71	2472	72	2473
73	2474	74	2475	75	2476	76	2477
77	2478	78	2479	79	2480	-	-

2.8. Test Equipment

2.8.1. For conducted emission test

Equipment	Manufacturer	Model No.	Serial No.	Last Cal.	Next Cal.
EMI Test Receiver	Rohde & Schwarz	ESHS30	832354	June,28,14	1 Year
Artificial Mains Networ	Rohde & Schwarz	ENV216	101260	June,28,14	1 Year
Pulse Limiter	Rohde & Schwarz	ESH3-Z2	101100	June,28,14	1 Year

2.8.2. For radiated emission test(30-1000MHz)

Equipment	Manufacturer	Model No.	Serial No.	Last Cal.	Next Cal.
EMI Test Receiver	Rohde & Schwarz	ESVS10	100004	June,28,14	1 Year
Spectrum Analyzer	Agilent	E4411B	MY5014069 7	June,28,14	1 Year
Bilog Antenna	Teseq	CBL 6111D	27090	June,28,14	1 Year
Signal Amplifier	Agilent	310N	187037	June,28,14	1 Year

2.8.3. For radiated emission test(above 1GHz)

Equipment	Manufacturer	Model No.	Serial No.	Last Cal.	Next Cal.
Horn Antenna	SCHWARZBECK	BBHA 9120 D	BBHA9120D1 002	June,28,14	1 Year
Signal Amplifier	SCHWARZBECK	BBV9718	9718-212	June,28,14	1 Year
Spectrum Analyzer	Agilent	E4408B	MY44211139	June,28,14	1 Year

3. MAXIMUM PEAK OUTPUT POWER

3.1. Limit

For frequency hopping systems operating in the 2400-2483.5 MHz band employing at least 75 non-overlapping hopping channels, and all frequency hopping systems in the 5725-5850 MHz band: 1 watt. For all other frequency hopping systems in the 2400-2483.5 MHz band: 0.125 watts, the e.i.r.p shall not exceed 4W

3.2. Test Procedure

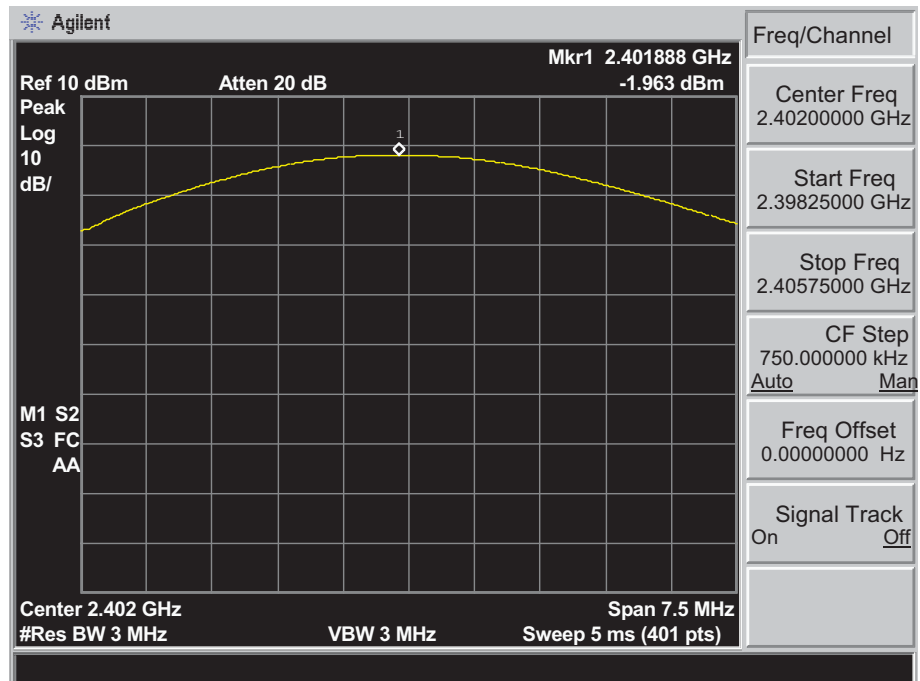
The transmitter output (antenna port) was connected to the spectrum analyzer

3.3. Test Result

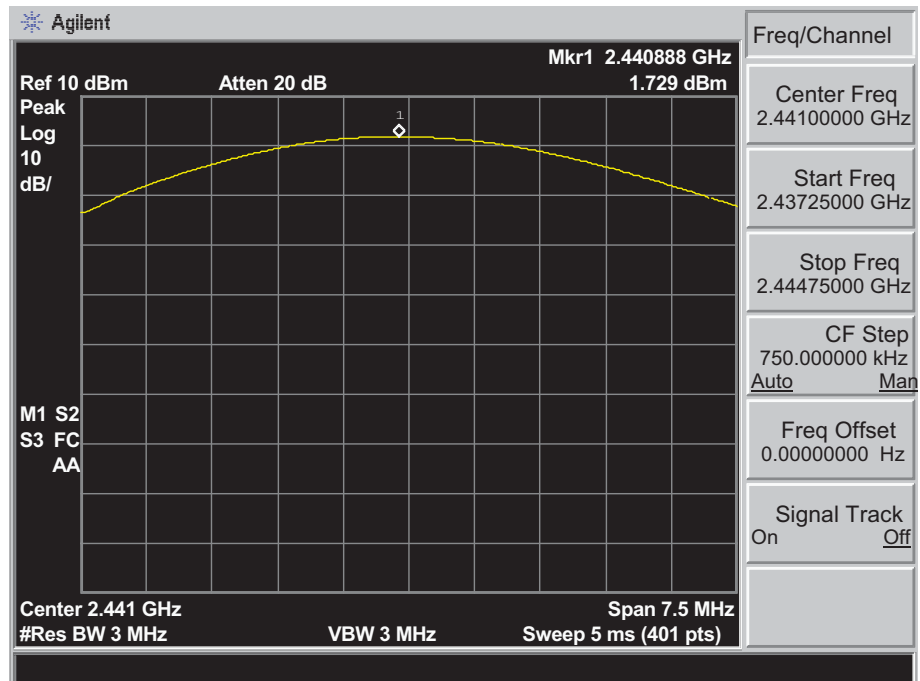
EUT: Car Multimedia Player M/N: VX7012					
Test date: 2015-03-20		Test site: RF site		Tested by: Tony Tang	
Mode	Freq (MHz)	Result (dBm)	Limit		Margin (dB)
			dBm	W	
GFSK	2402	-1.963	30.00	1	31.963
	2441	1.729	30.00	1	28.271
	2480	-0.571	30.00	1	30.571
8-DPSK	2402	-2.598	21.00	0.125	23.598
	2441	1.077	21.00	0.125	19.923
	2480	-1.101	21.00	0.125	22.101
Conclusion: PASS					

3.4. Test Data

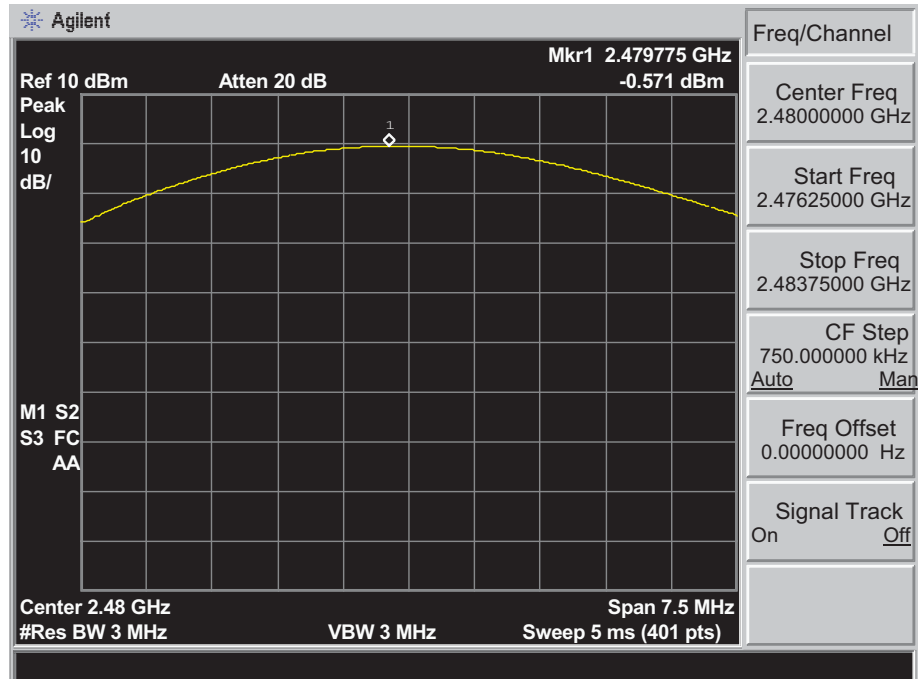
GFSK 2402 MHz



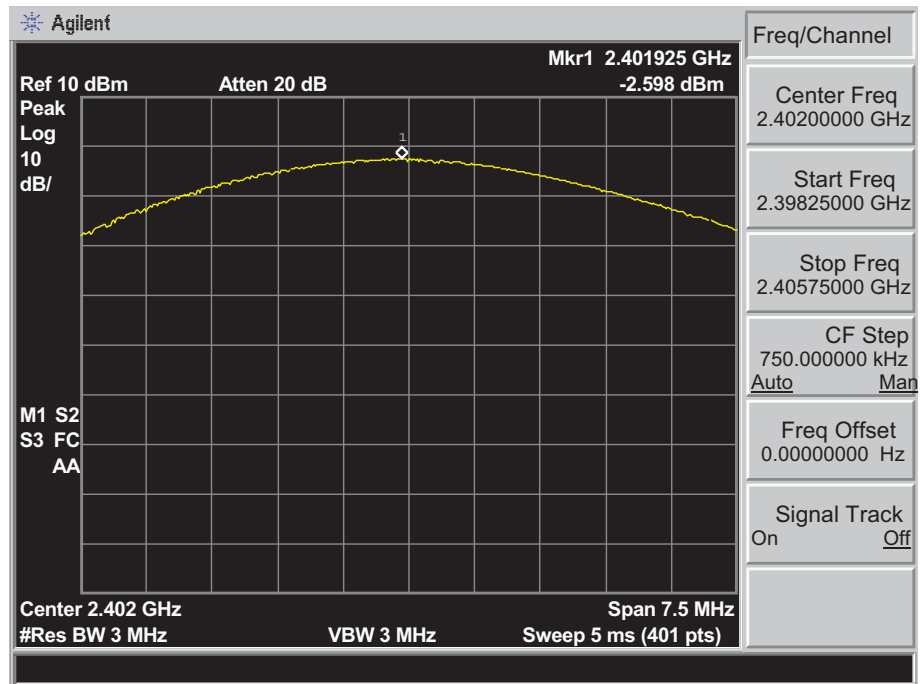
GFSK 2441 MHz



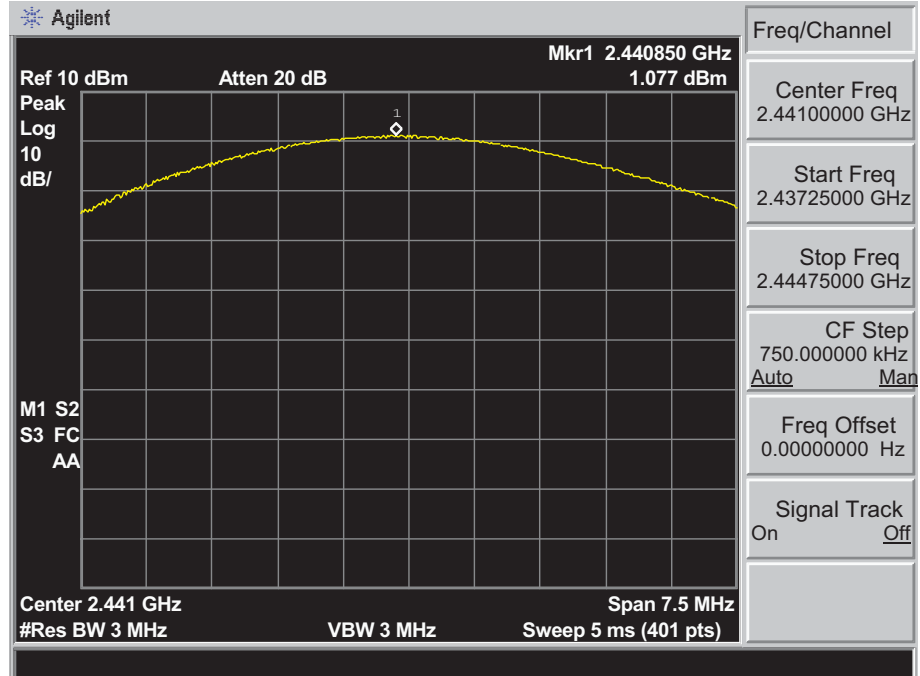
GFSK 2480 MHz



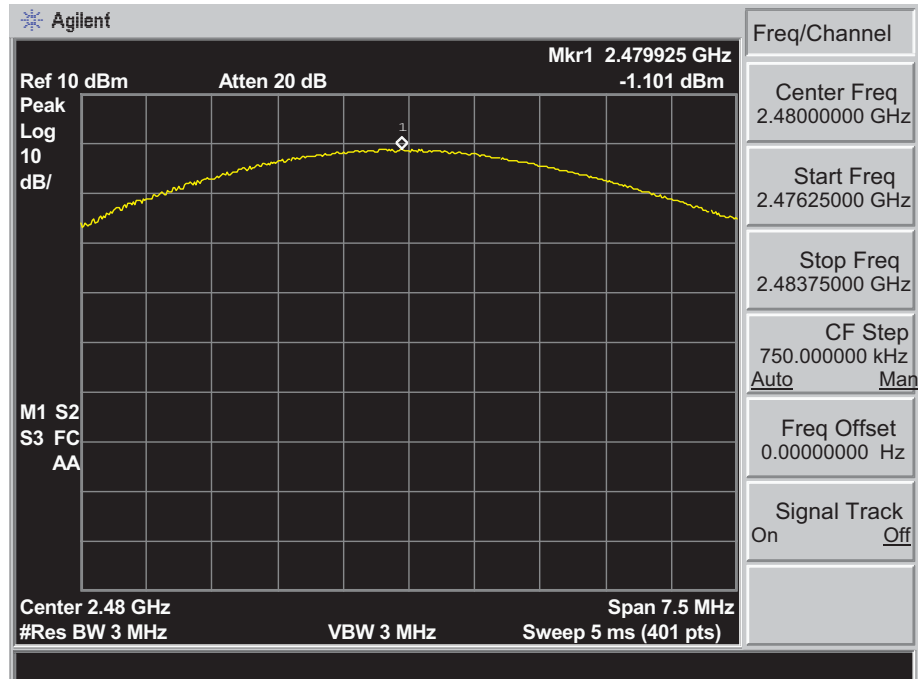
8-DPSK 2402 MHz



8-DPSK 2441 MHz



8-DPSK 2480 MHz



4. 20 DB BANDWIDTH

4.1. Limit

Intentional radiators operating under the alternative provisions to the general emission limits, as contained in §§ 15.217 through 15.257 and in Subpart E of this part, must be designed to ensure that the 20 dB bandwidth of the emission, or whatever bandwidth may otherwise be specified in the specific rule section under which the equipment operates, is contained within the frequency band designated in the rule section under which the equipment is operated.

4.2. Test Procedure

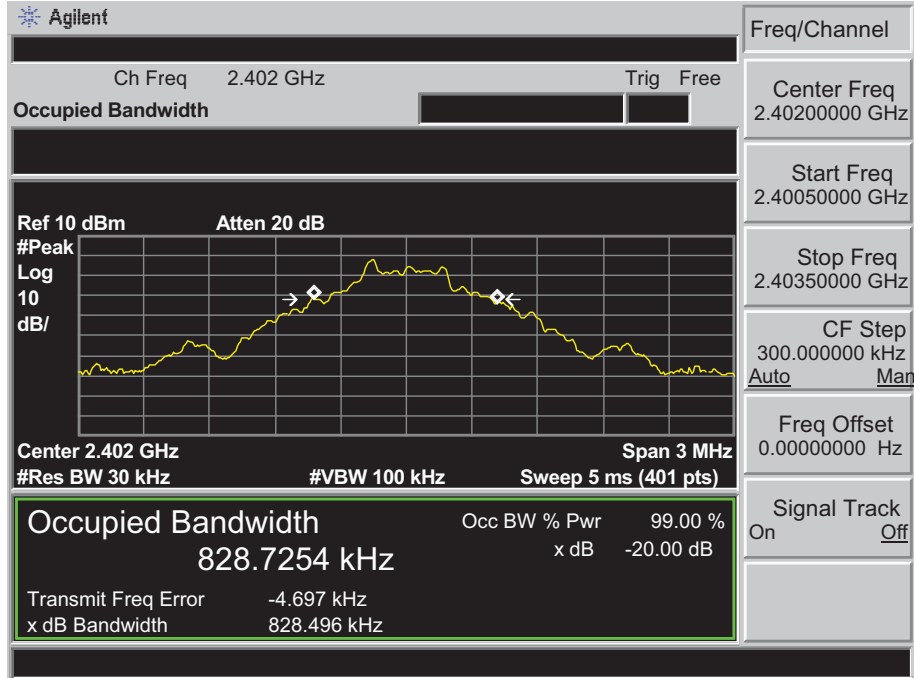
The transmitter output was coupled to a spectrum analyzer via a antenna. The bandwidth of the fundamental frequency was measured by spectrum analyzer with 30kHz RBW and 100kHz VBW. The 20dB bandwidth is defined as the total spectrum the power of which is higher than peak power minus 20dB.

4.3. Test Result

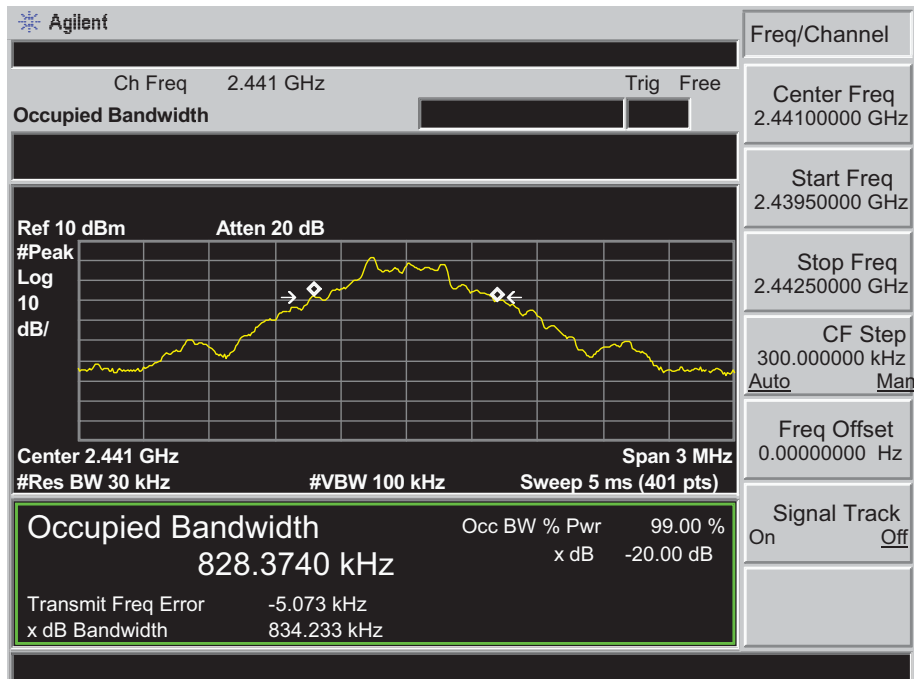
EUT: Car Multimedia Player M/N: VX7012				
Test date: 2015-03-20		Test site: RF site		Tested by: Tony Tang
Mode	Freq (MHz)	20dB Bandwidth (MHz)	Limit (kHz)	Conclusion
GFSK	2402	0.828	/	PASS
	2441	0.834	/	PASS
	2480	0.831	/	PASS
8-DPSK	2402	1.171	/	PASS
	2441	1.172	/	PASS
	2480	1.171	/	PASS

4.4. Test Data

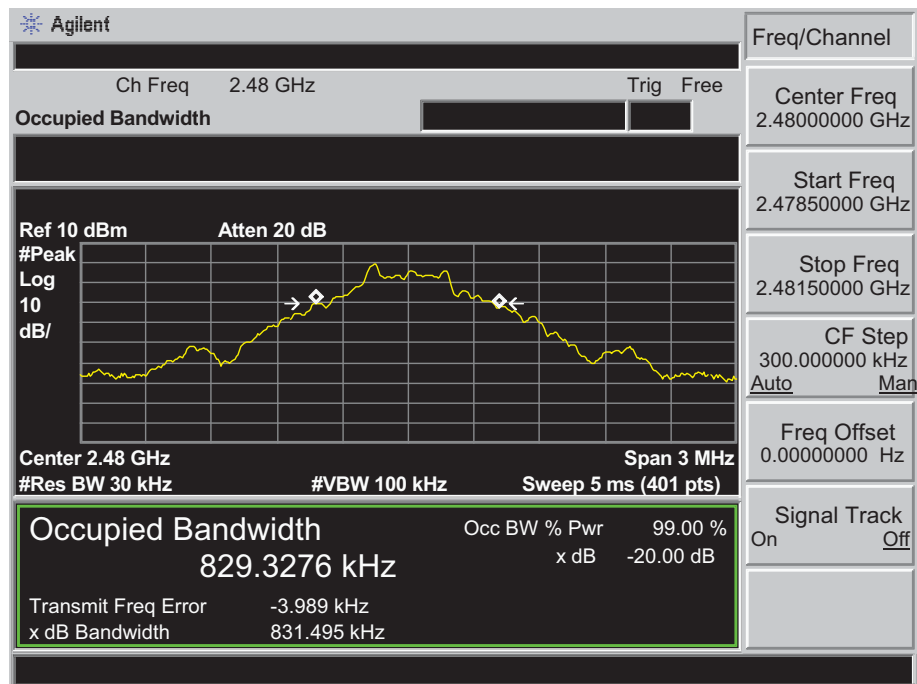
GFSK 2402MHz



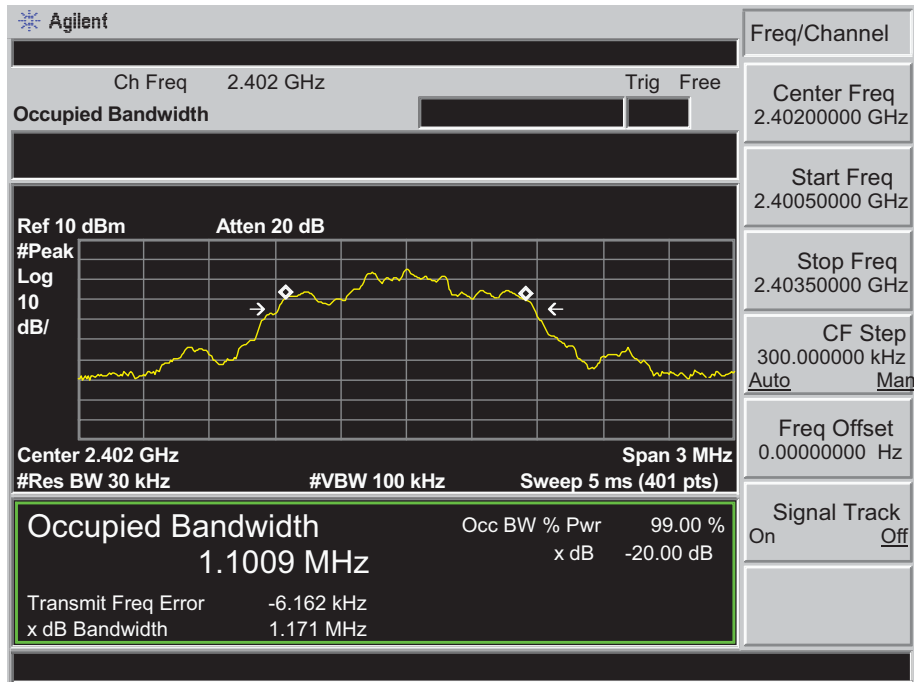
GFSK 2441MHz



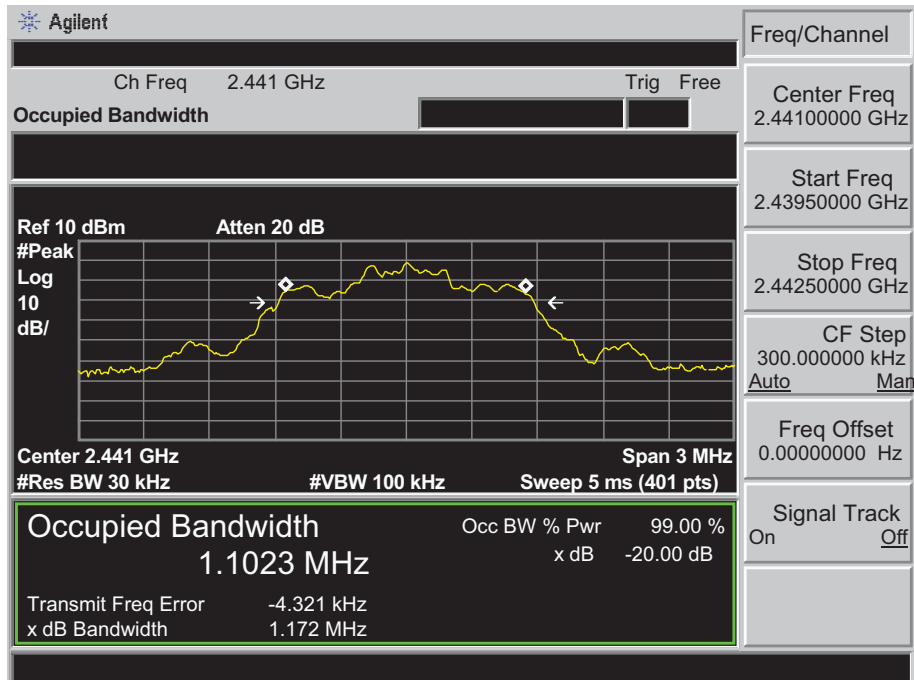
GFSK 2480MHz



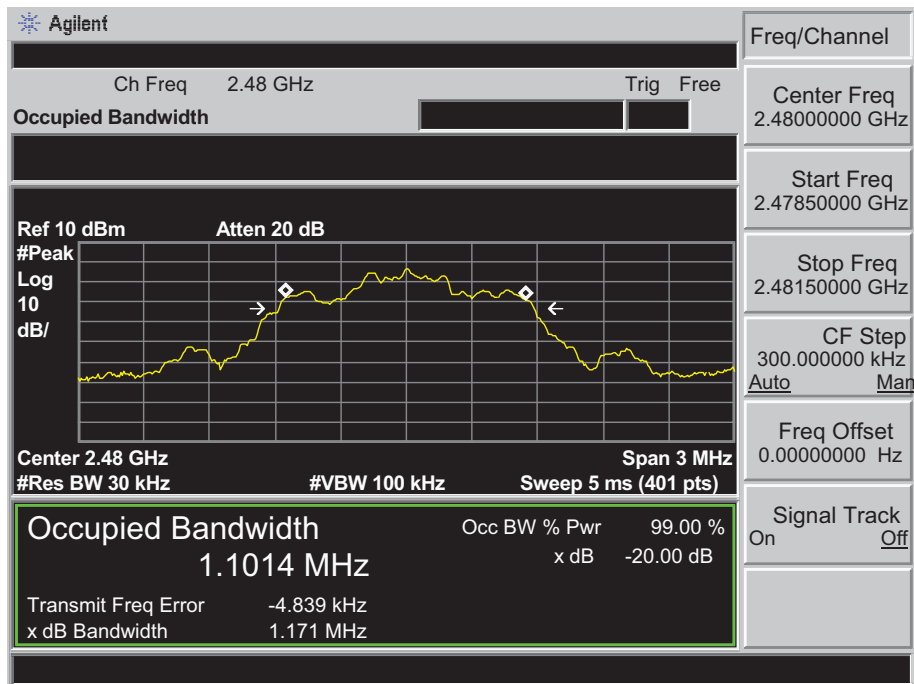
8-DPSK 2402MHz



8-DPSK 2441MHz



8-DPSK 2480MHz



5. CARRIER FREQUENCY SEPARATION

5.1. Limit

Frequency hopping systems shall have hopping channel carrier frequencies separated by a minimum of 25 kHz or the 20 dB bandwidth of the hopping channel, whichever is greater. Alternatively, frequency hopping systems operating in the 2400-2483.5 MHz band may have hopping channel carrier frequencies that are separated by 25 kHz or two-thirds of the 20 dB bandwidth of the hopping channel, whichever is greater, provided the systems operate with an output power no greater than 125 mW

5.2. Test Procedure

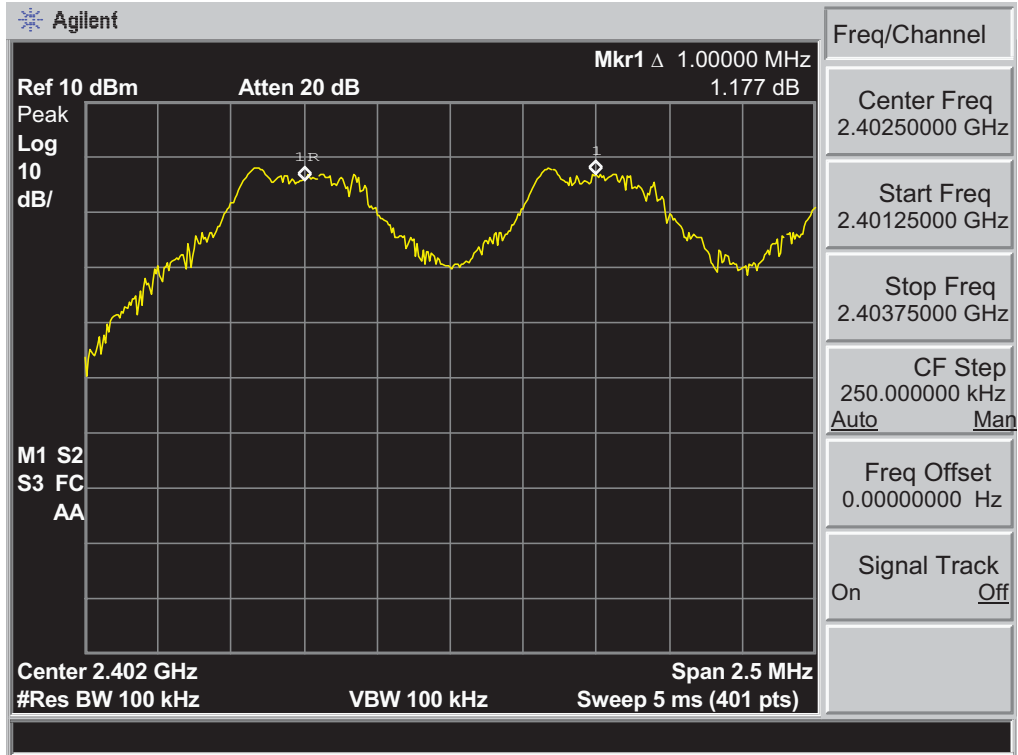
The transmitter output was coupled to a spectrum analyzer via a antenna. The carrier frequency was measured by spectrum analyzer with 100kHz RBW and 100kHz VBW.

5.3. Test Result

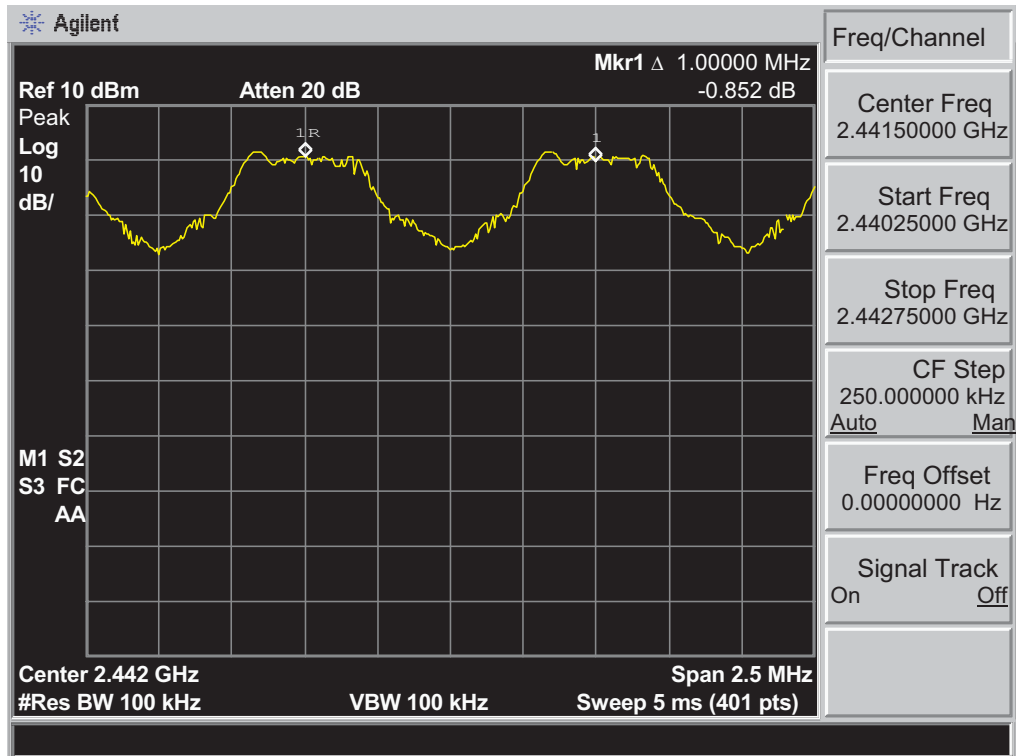
EUT: Car Multimedia Player M/N: VX7012				
Test date: 2015-03-20		Test site: RF site		Tested by: Tony Tang
Mode	Channel	Channel separation (MHz)	Limit	Conclusion
GFSK	Low CH	1.000	0.828 MHz	PASS
	Mid CH	1.000	0.834 MHz	PASS
	High CH	1.000	0.831 MHz	PASS
8-DPSK	Low CH	1.000	> 2/3 of the 20dB Bandwidth or 25[kHz](whichever is greater)	PASS
	Mid CH	1.000		PASS
	High CH	1.000		PASS

5.4. Test Data

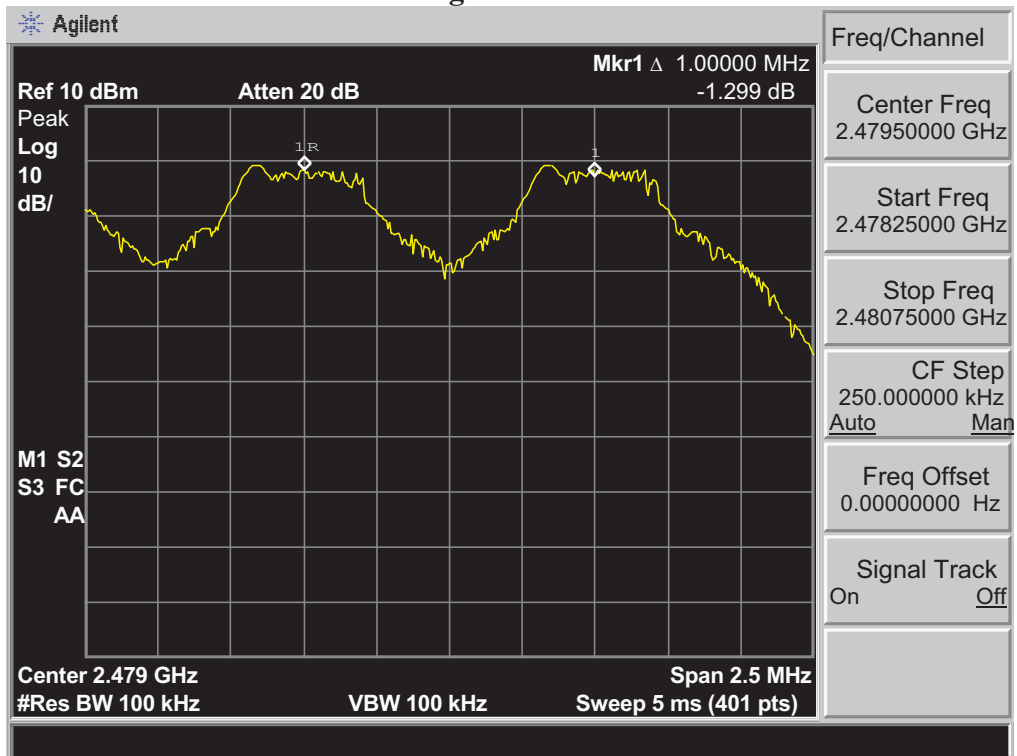
**GFSK
Low Channel**



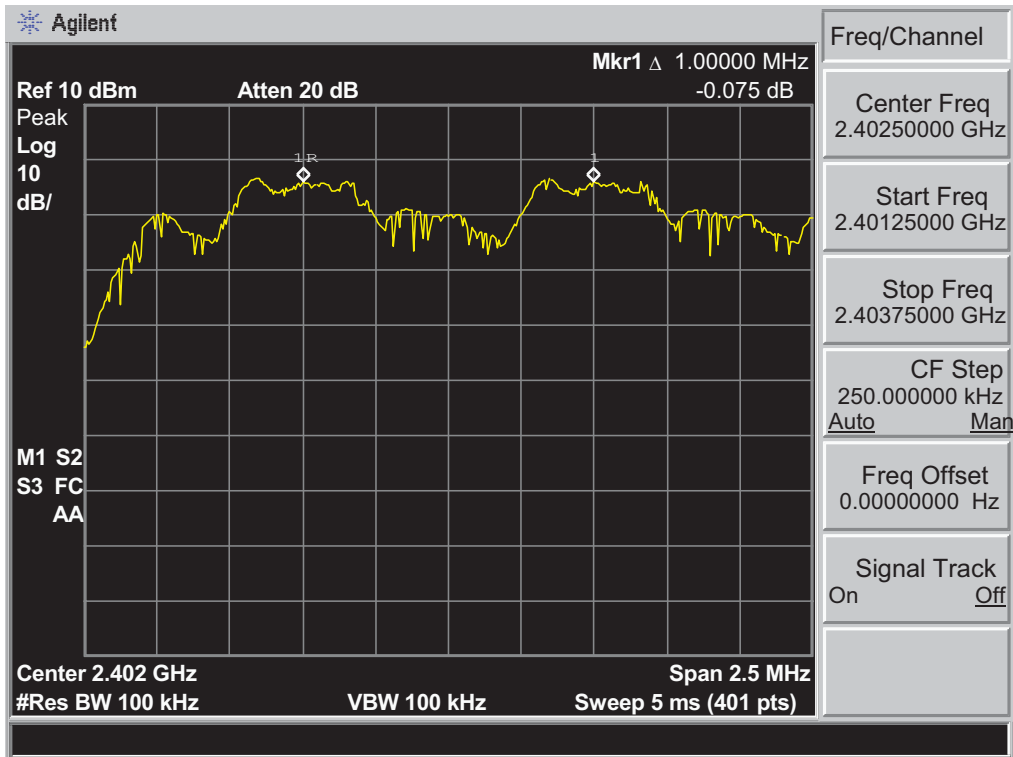
Mid Channel



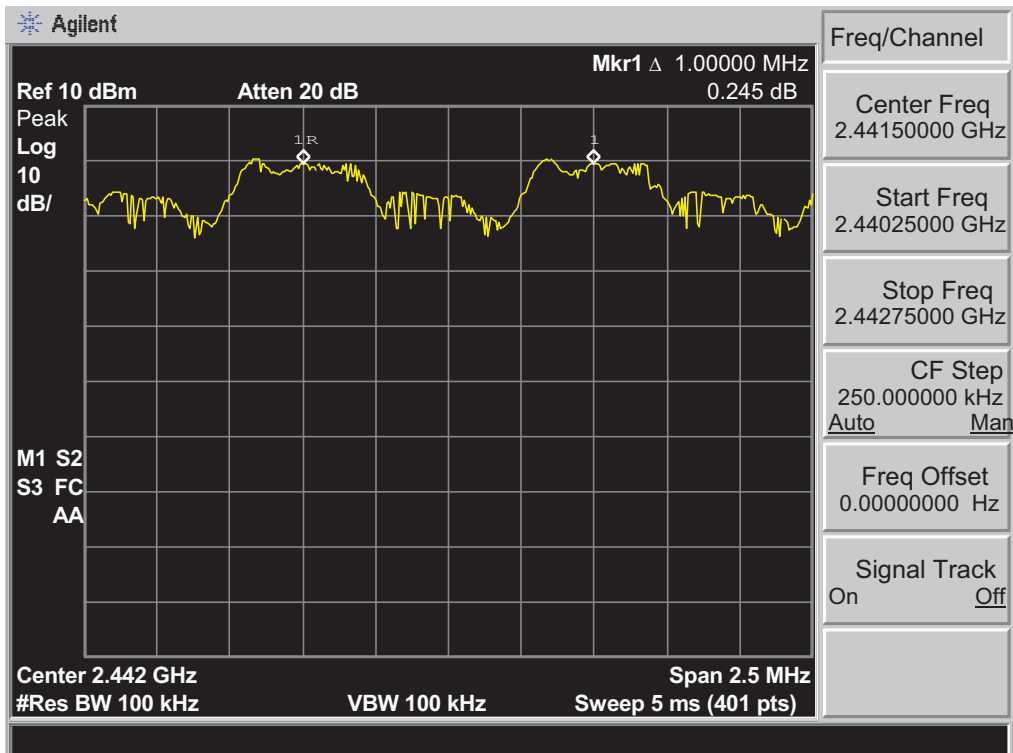
High Channel



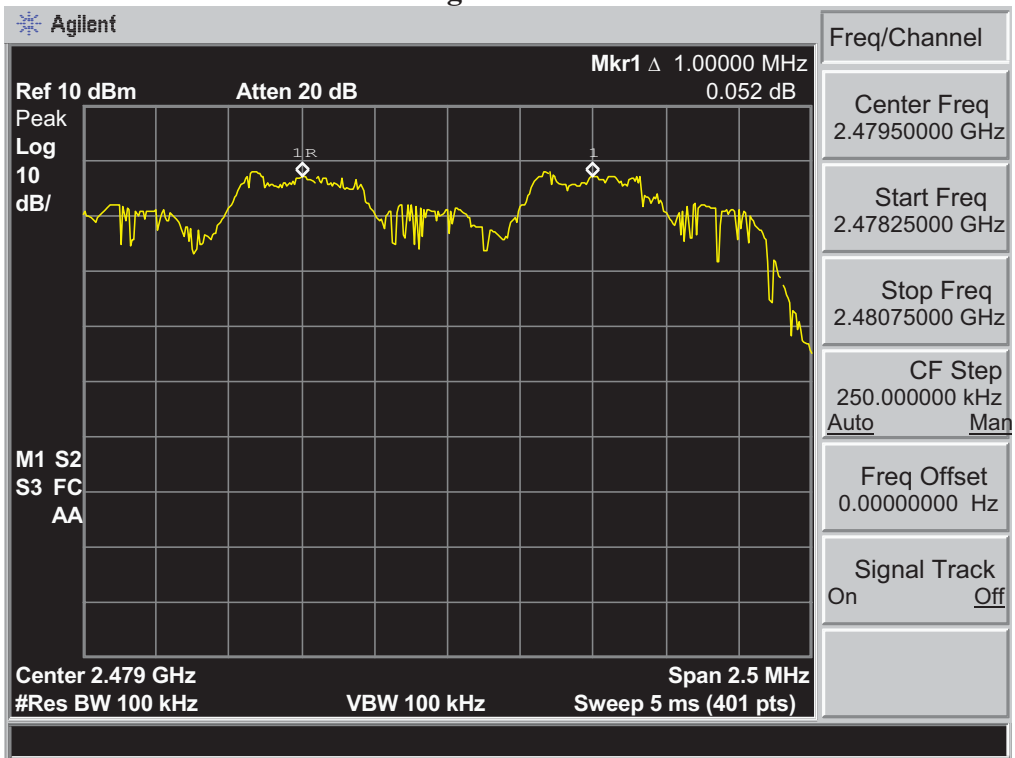
8-DPSK Low Channel



Mid Channel



High Channel



6. NUMBER OF HOPPING CHANNEL

6.1. Limit

Frequency hopping systems in the 2400-2483.5 MHz band shall use at least 15 channels

6.2. Test Procedure

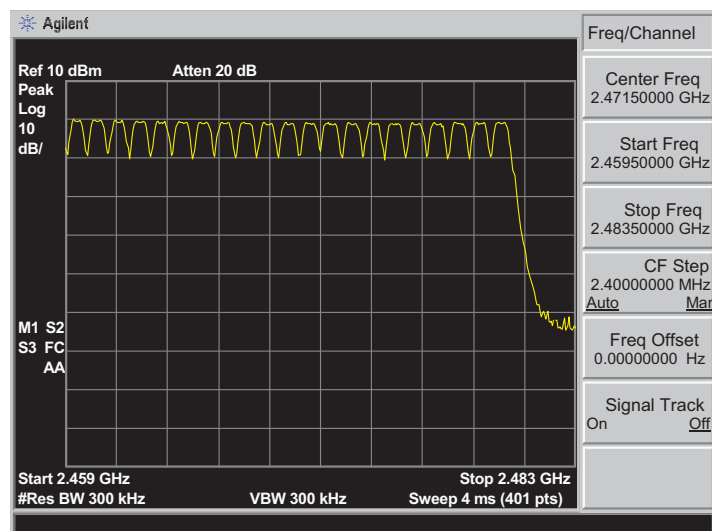
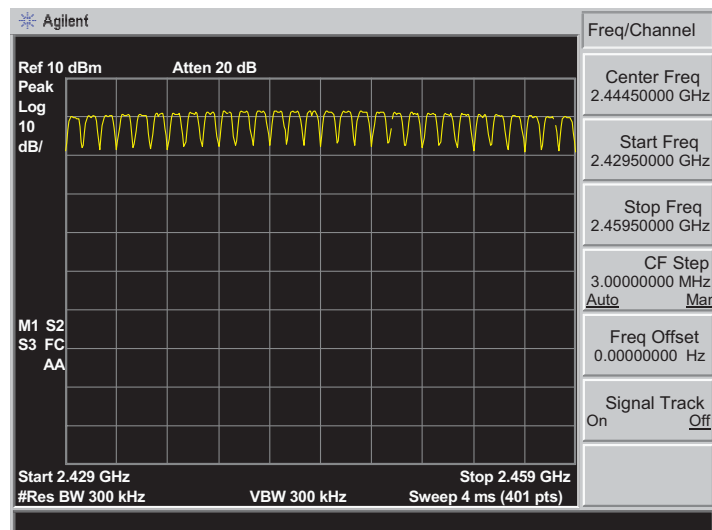
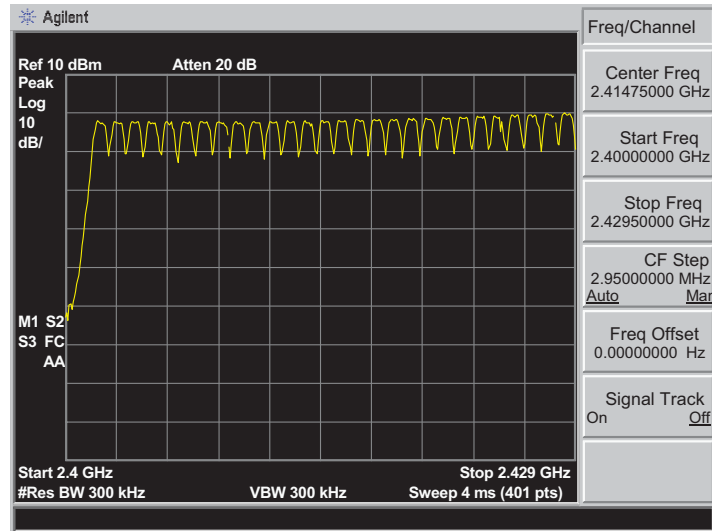
The transmitter output was coupled to a spectrum analyzer via a antenna. The number of hopping channel was measured by spectrum analyzer with 300kHz RBW and 300kHz VBW.

6.3. Test Result

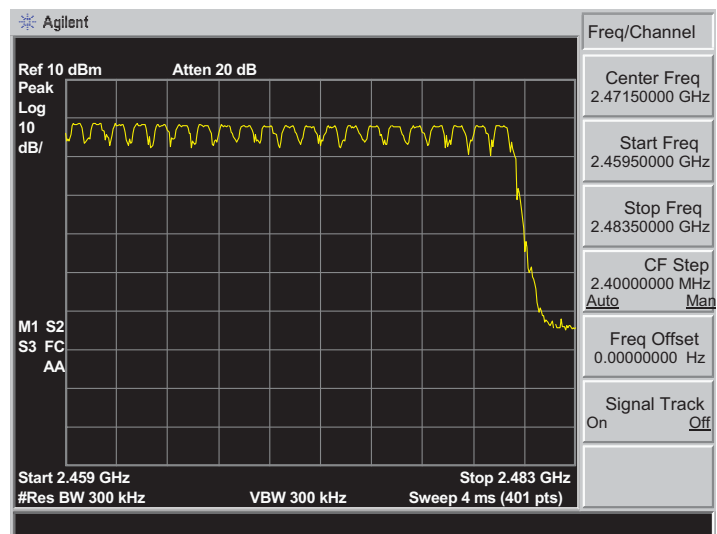
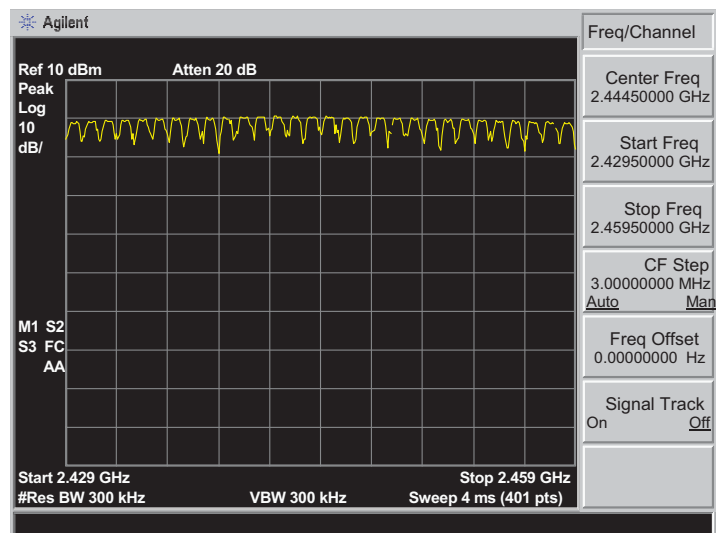
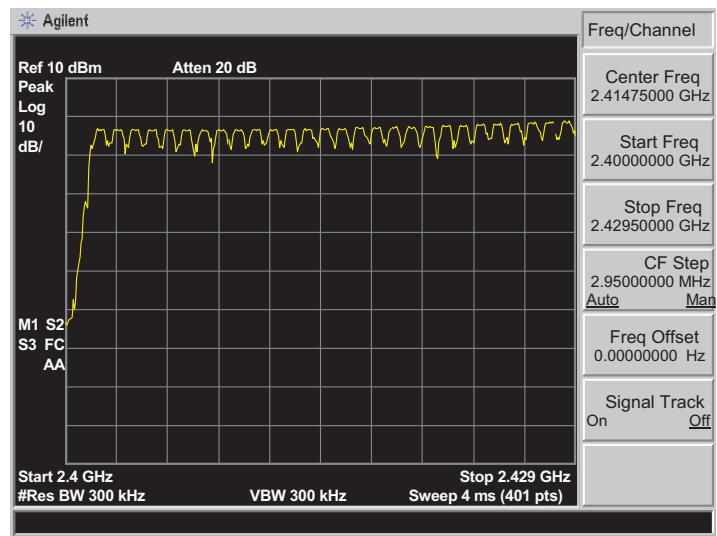
EUT: Car Multimedia Player			
M/N: VX7012			
Test date: 2015-03-20		Test site: RF site	Tested by: Tony.Tang
Mode	Number of hopping channel	Limit	Conclusion
GFSK	79	>15	PASS
8-DPSK	79	>15	PASS

6.4. Test Data

GFSK



8-DPSK



7. DWELL TIME

7.1. Limit

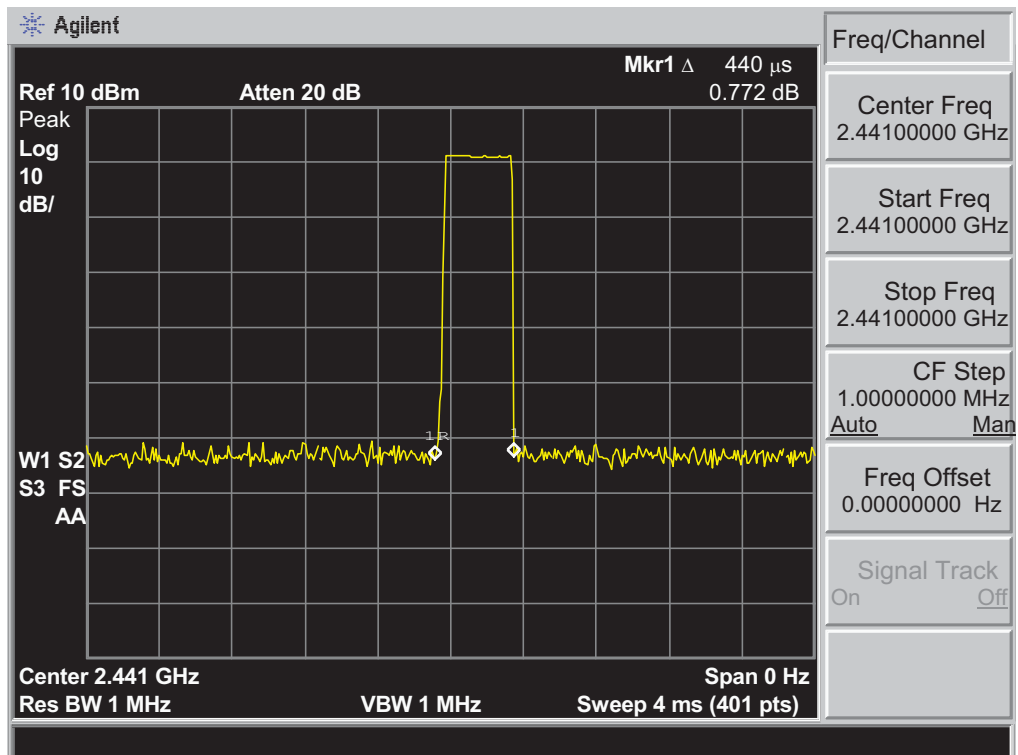
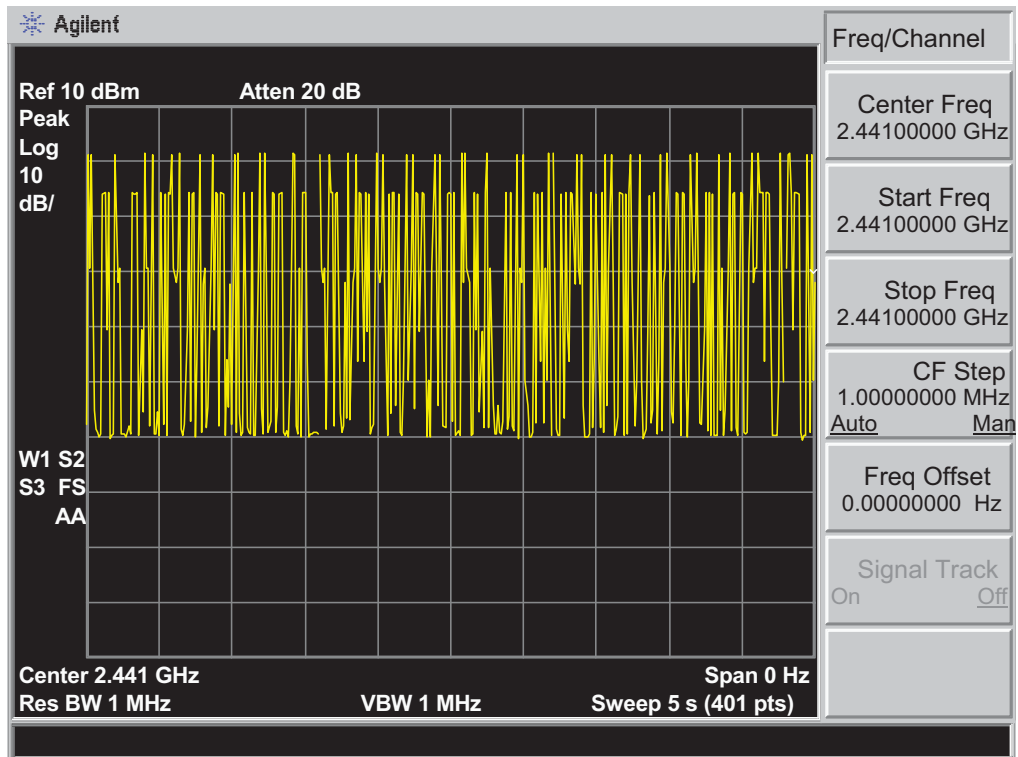
The average time of occupancy on any channel shall not be greater than 0.4 seconds within a period of 0.4 seconds multiplied by the number of hopping channels employed.

7.2. Test Result

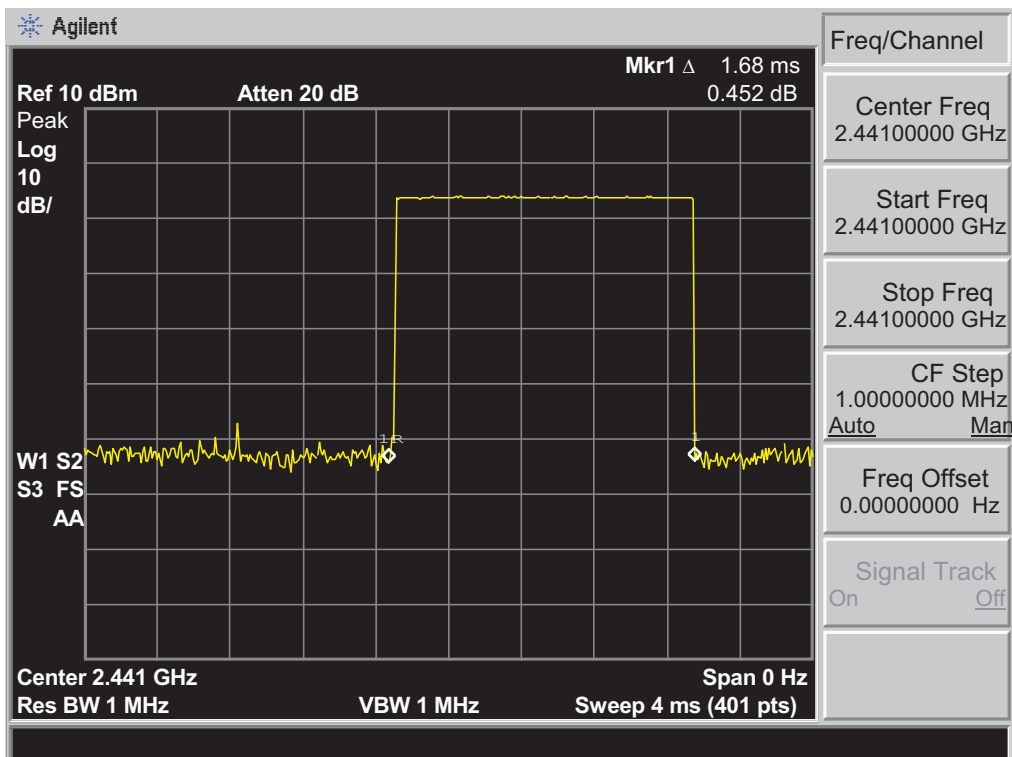
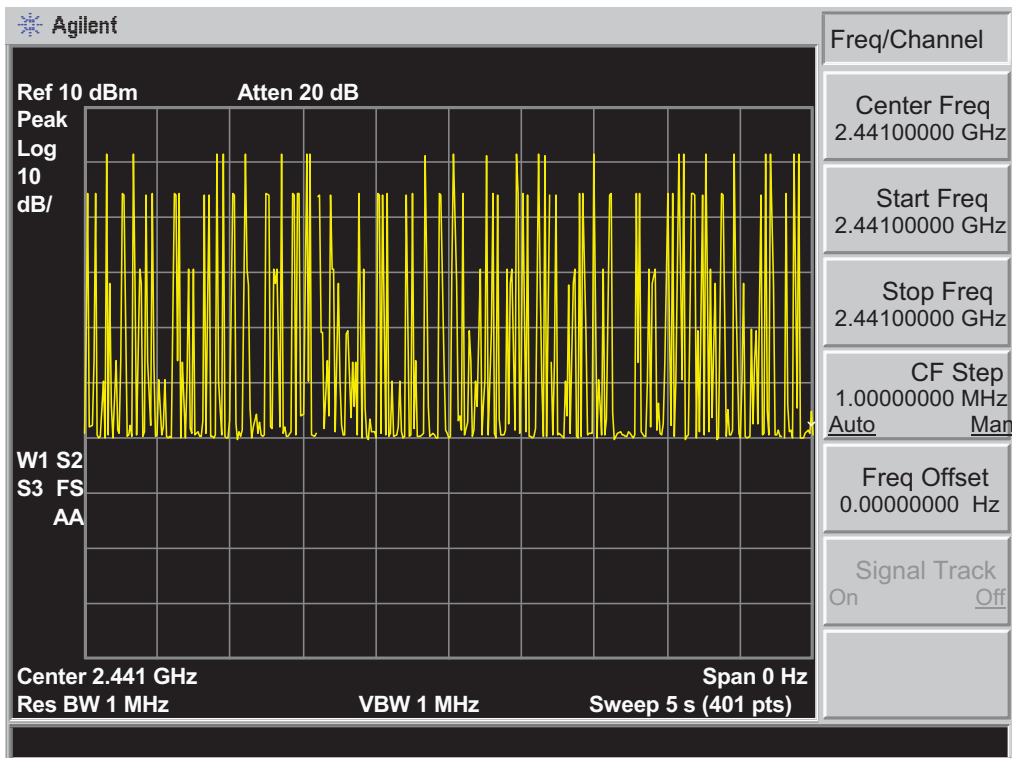
EUT: Car Multimedia Player			
M/N: VX7012			
Test date: 2015-03-20		Test site: RF site	Tested by: Tony Tang
Mode	Dwell time (ms)	Limit	Conclusion
GFSK DH1	136.26	<400ms	PASS
GFSK DH3	244.20	<400ms	PASS
GFSK DH5	339.00	<400ms	PASS
8-DPSK DH1	122.10	<400ms	PASS
8-DPSK DH3	267.02	<400ms	PASS
8-DPSK DH5	369.09	<400ms	PASS

7.3. Test Data

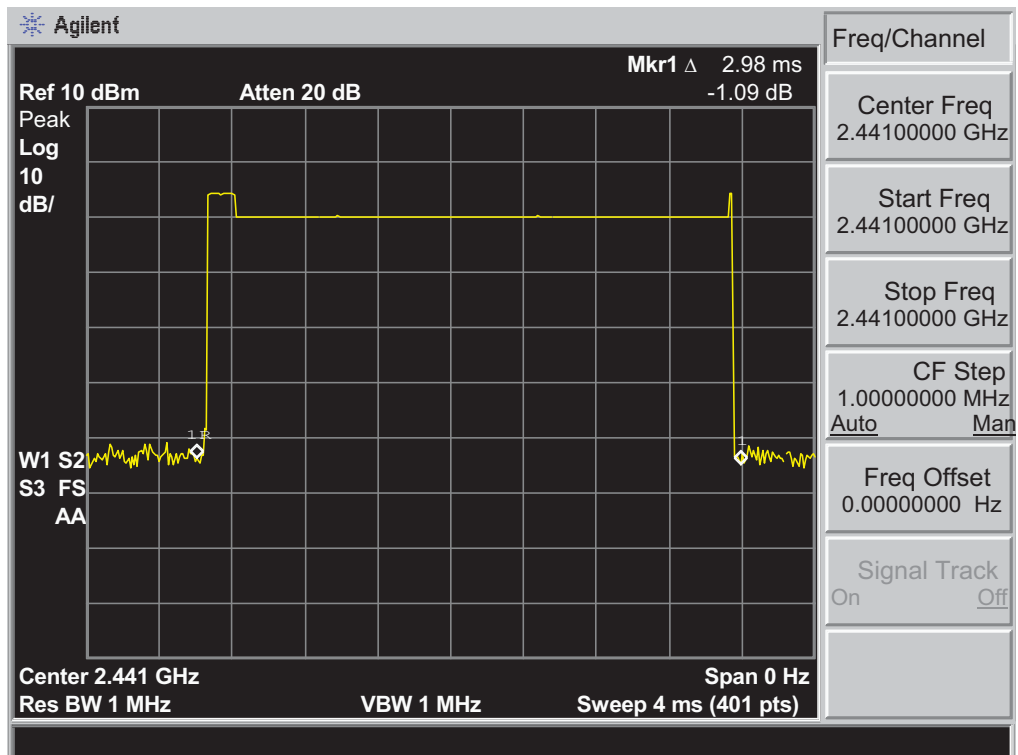
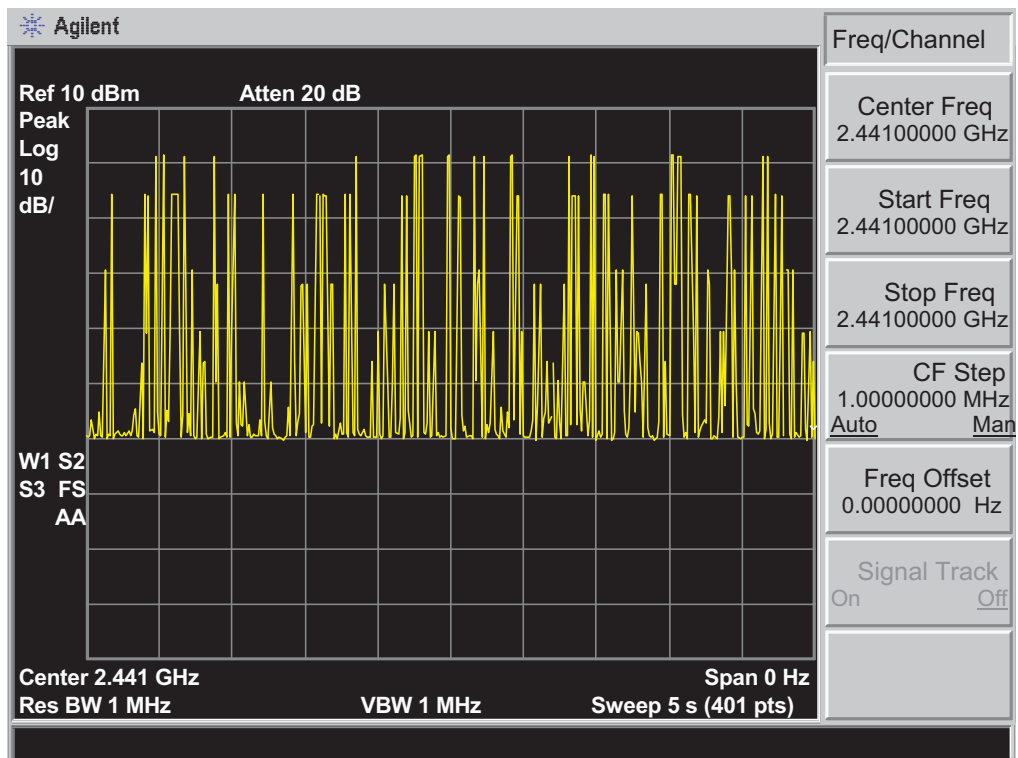
GFSK DH1 : $49\text{hop}/5\text{s} * 0.4 * 79 * 0.44\text{ms} = 136.26\text{ms}$



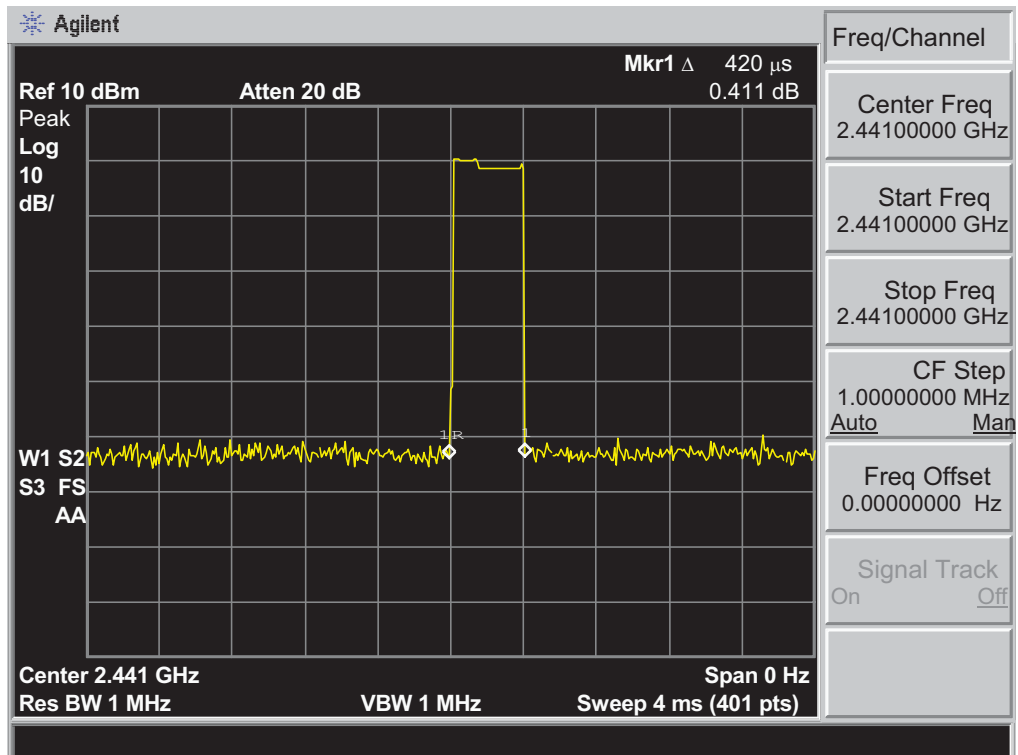
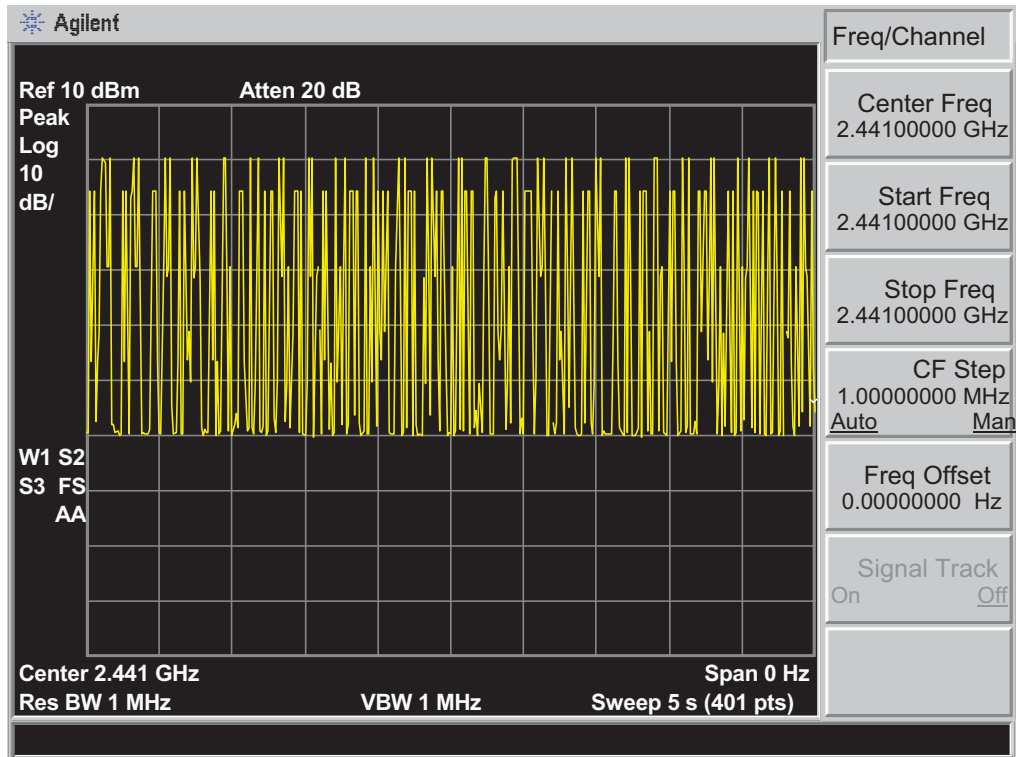
GFSK DH3 : 23hop/5s * 0.4 * 79 * 1.68ms= 244.20ms



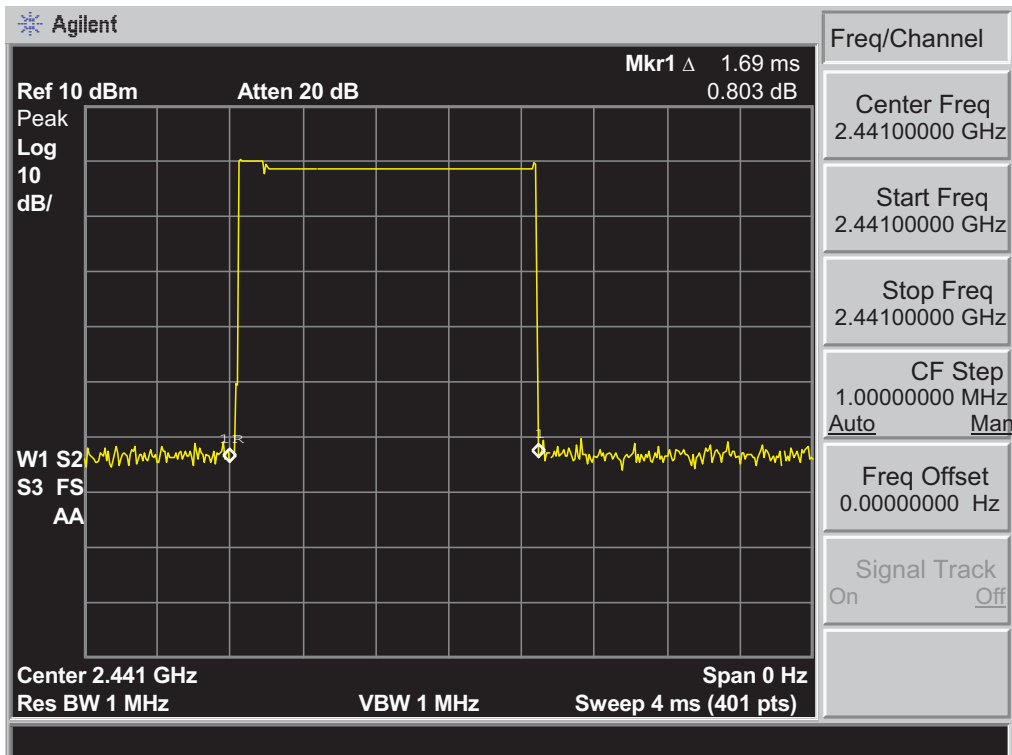
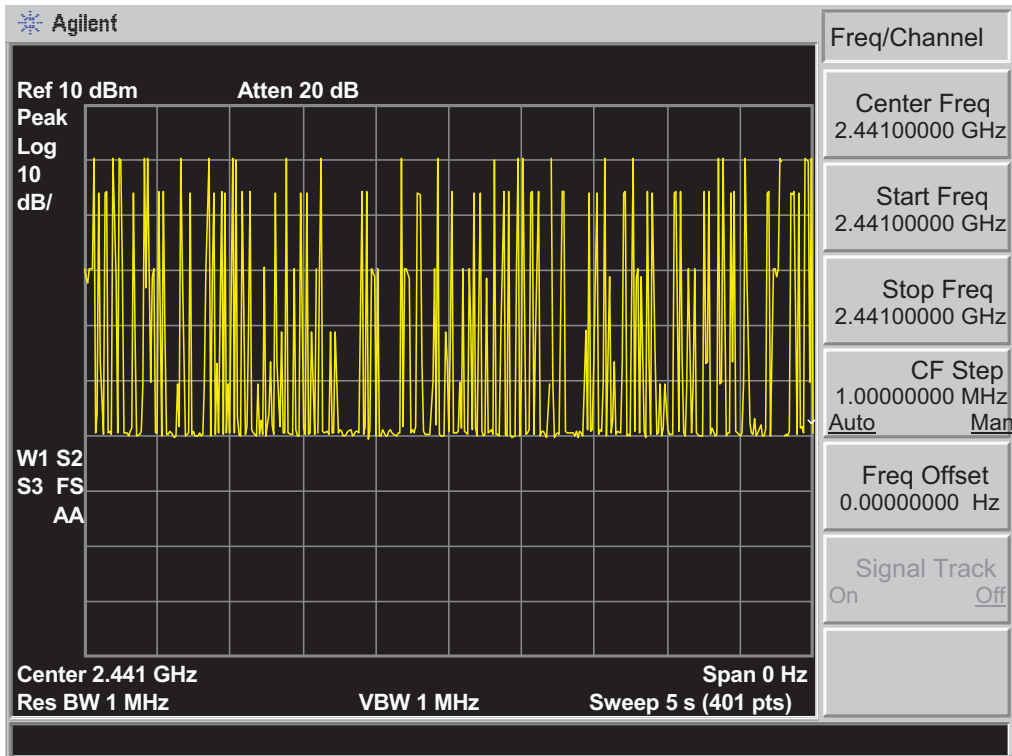
GSFK DH5 : 18hop/5s * 0.4 * 79 * 2.98ms = 339.00ms



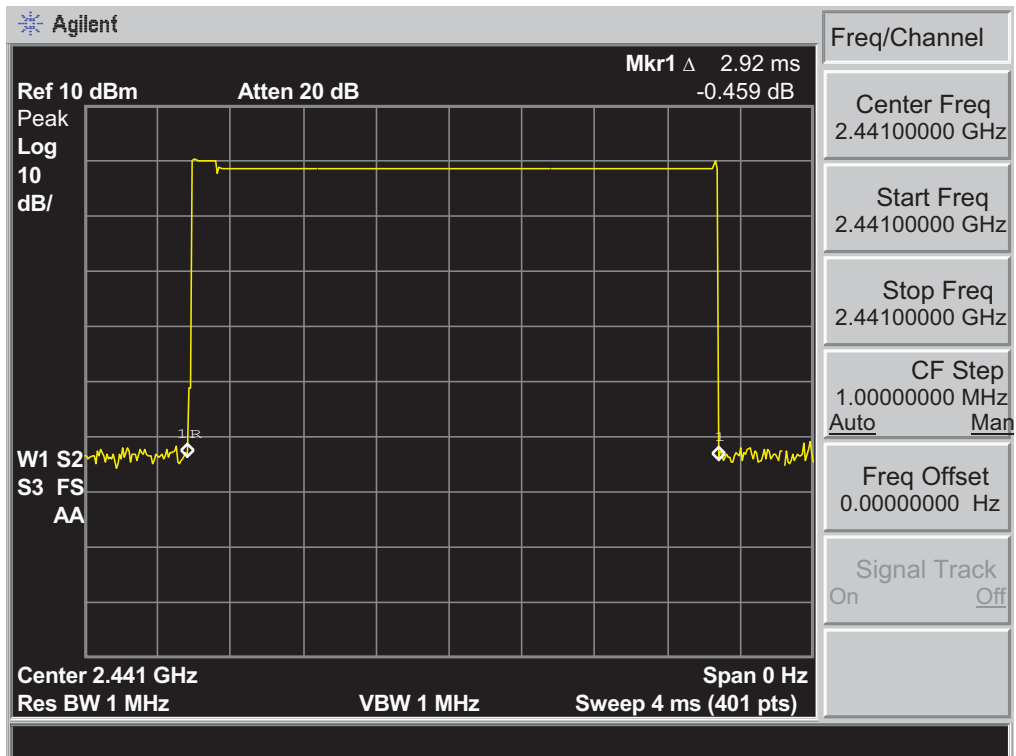
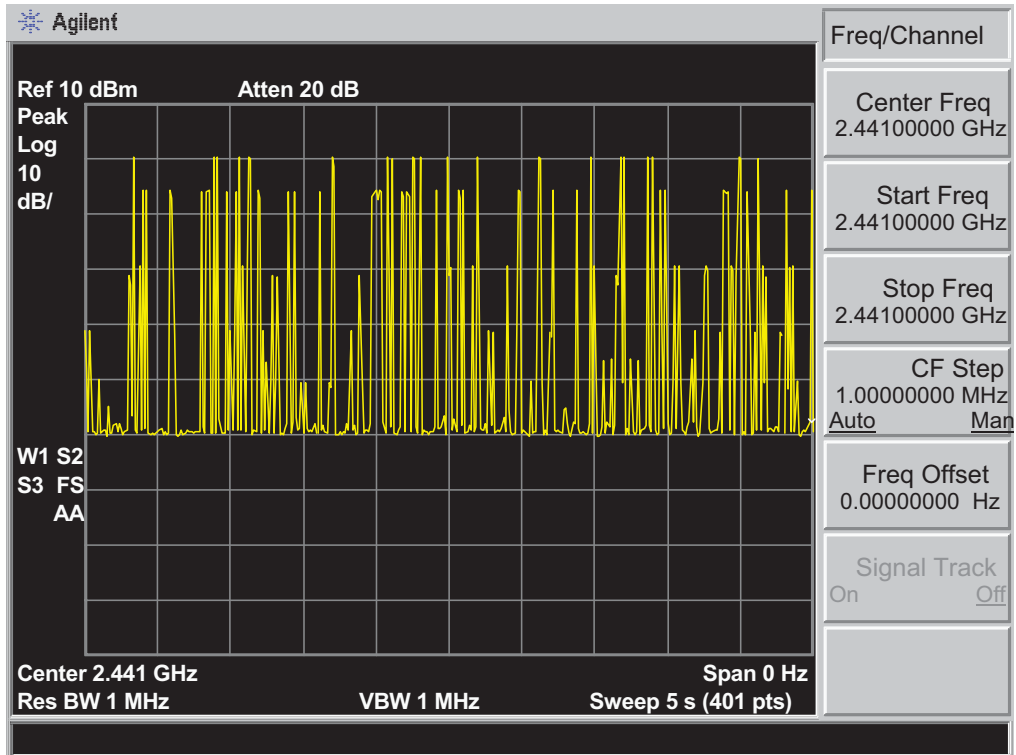
8-DPSK DH1 : $46\text{hop}/5\text{s} * 0.4 * 79 * 0.42\text{ms} = 122.10\text{ms}$



8-DPSK DH3 : 25hop/5s * 0.4 * 79 * 1.69ms= 267.02ms



8-DPSK DH5 : 20hop/5s * 0.4 * 79 * 2.92ms = 369.09ms



8. RADIATED EMISSIONS

8.1. Limit

All the emissions appearing within 15.205 restricted frequency bands shall not exceed the limits shown in 15.209, all the other emissions shall be at least 20dB below the fundamental emissions, or comply with 15.209 limits.

15.205 Restricted frequency band

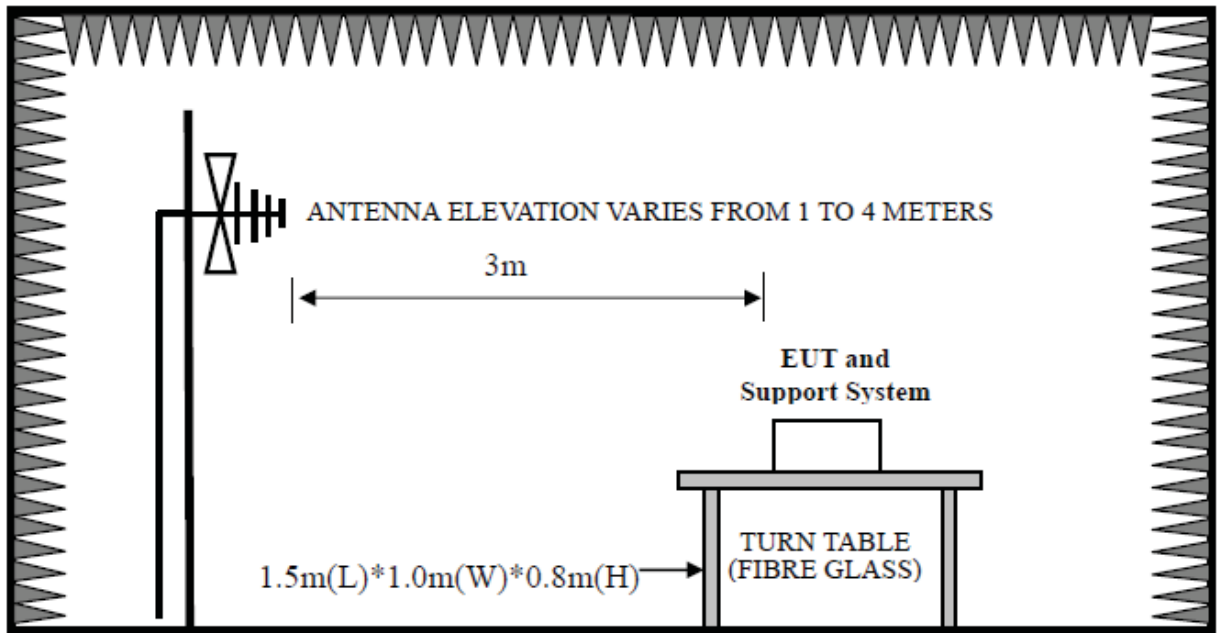
MHz	MHz	MHz	GHz
0.090 - 0.110	16.42 - 16.423	399.9 - 410	4.5 - 5.15
¹ 0.495 - 0.505	16.69475 - 16.69525	608 - 614	5.35 - 5.46
2.1735 - 2.1905	16.80425 - 16.80475	960 - 1240	7.25 - 7.75
4.125 - 4.128	25.5 - 25.67	1300 - 1427	8.025 - 8.5
4.17725 - 4.17775	37.5 - 38.25	1435 - 1626.5	9.0 - 9.2
4.20725 - 4.20775	73 - 74.6	1645.5 - 1646.5	9.3 - 9.5
6.215 - 6.218	74.8 - 75.2	1660 - 1710	10.6 - 12.7
6.26775 - 6.26825	108 - 121.94	1718.8 - 1722.2	13.25 - 13.4
6.31175 - 6.31225	123 - 138	2200 - 2300	14.47 - 14.5
8.291 - 8.294	149.9 - 150.05	2310 - 2390	15.35 - 16.2
8.362 - 8.366	156.52475 - 156.52525	2483.5 - 2500	17.7 - 21.4
8.37625 - 8.38675	156.7 - 156.9	2690 - 2900	22.01 - 23.12
8.41425 - 8.41475	162.0125 - 167.17	3260 - 3267	23.6 - 24.0
12.29 - 12.293	167.72 - 173.2	3332 - 3339	31.2 - 31.8
12.51975 - 12.52025	240 - 285	3345.8 - 3358	36.43 - 36.5
12.57675 - 12.57725	322 - 335.4	3600 - 4400	(²)

15.209 Limit

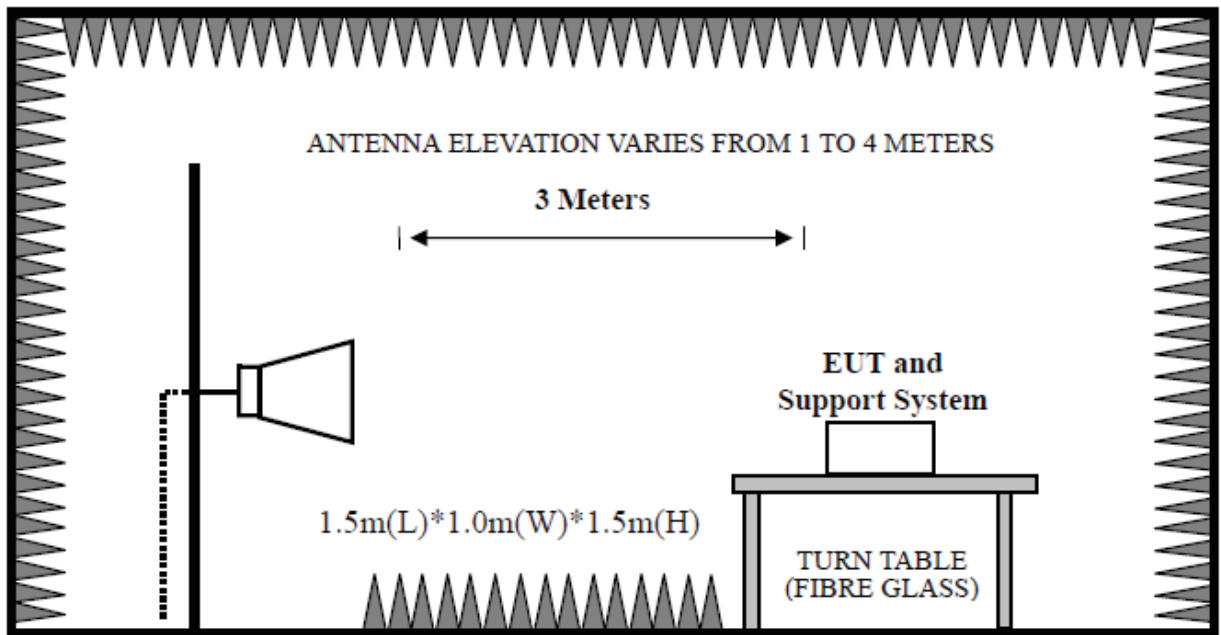
FREQUENCY MHz	DISTANCE Meters	FIELD STRENGTHS LIMIT	
		$\mu\text{V}/\text{m}$	$\text{dB}(\mu\text{V})/\text{m}$
30 ~ 88	3	100	40.0
88 ~ 216	3	150	43.5
216 ~ 960	3	200	46.0
960 ~ 1000	3	500	54.0
Above 1000	3	74.0 $\text{dB}(\mu\text{V})/\text{m}$ (Peak) 54.0 $\text{dB}(\mu\text{V})/\text{m}$ (Average)	

8.2. Block Diagram of Test setup

30~1000MHz



Above 1GHz



8.3. Test Procedure

EUT was placed on a turn table, which is 0.8 meter high above ground for 30~1000MHz test, and which is 1.5 meter high above ground for above 1GHz test. The turn table can rotate 360 degrees to determine the position of the maximum emission level. Power on the EUT and let it working in test mode, then test it. EUT is set 3 meters away from the receiving antenna, which is mounted on a antenna tower. The antenna can be moved up and down between 1 meter and 4 meters to find out the maximum emission level. Both horizontal and vertical polarization of the antenna are set on test.

The bandwidth of the EMI test receiver (R&S ESVS10) is set at 120kHz for frequency range from 30MHz to 1000 MHz.

The bandwidth of the Spectrum's VBW is set at 1MHz and RBW is set at 1MHz for peak emissions measurement above 1GHz and 1MHz RBW, 10Hz VBW for average emissions measure above 1GHz

PEAK detector, 1MHz/1MHz for PAEK measurement,
 PEAK detector, 1MHz/10Hz for Average measurement

The frequency range from 30MHz to 10th harmonic (25GHz) are checked.

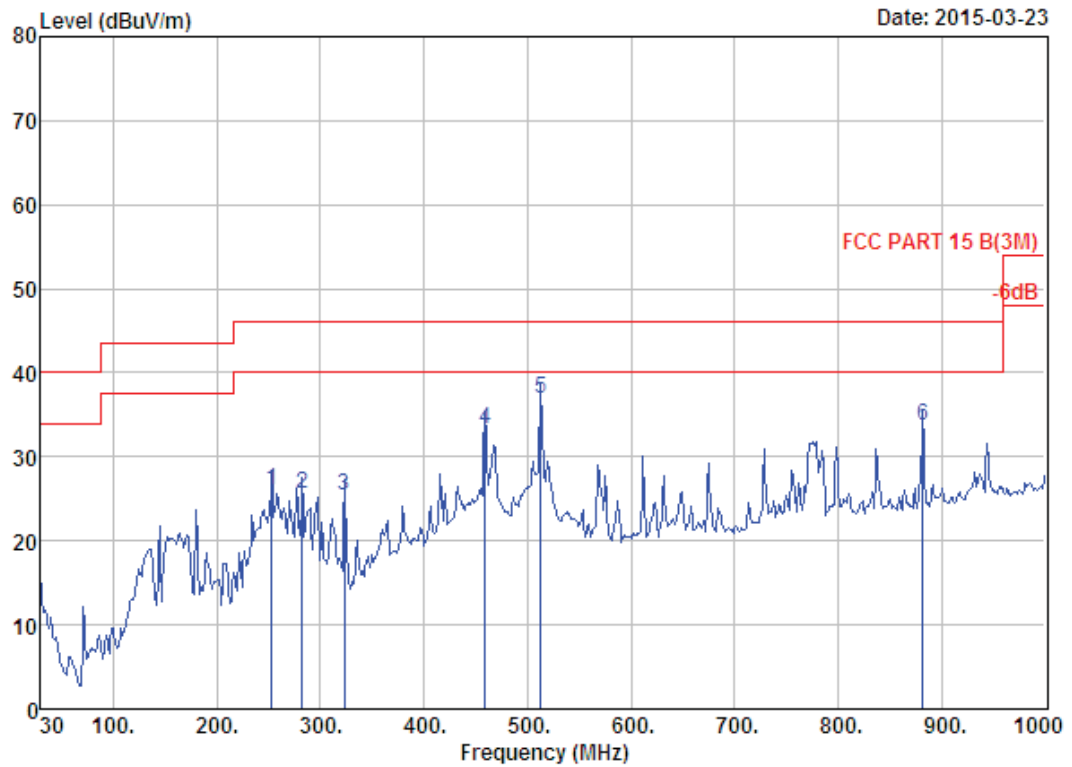
8.4. Test Result

30MHz—25GHz Radiated emission Test result
EUT: Car Multimedia Player
M/N: VX7012
Power: DC 12V
Test date: 2015-03-20~23 Test site: 3m Chamber Tested by: Tony Tang
Test mode: Tx Mode
Pass

- Note: 1、 For emissions above 1GHz, if peak level comply with average limit, then the average level is deemed to comply with average limit.
- 2、 The frequency 2402MHz 、2441MHz and 2480MHz is fundamental frequency which no limit, the limit on plots is automatically generated by the software, it's not fundamental limit, we can't remove it.

8.5. Test Data

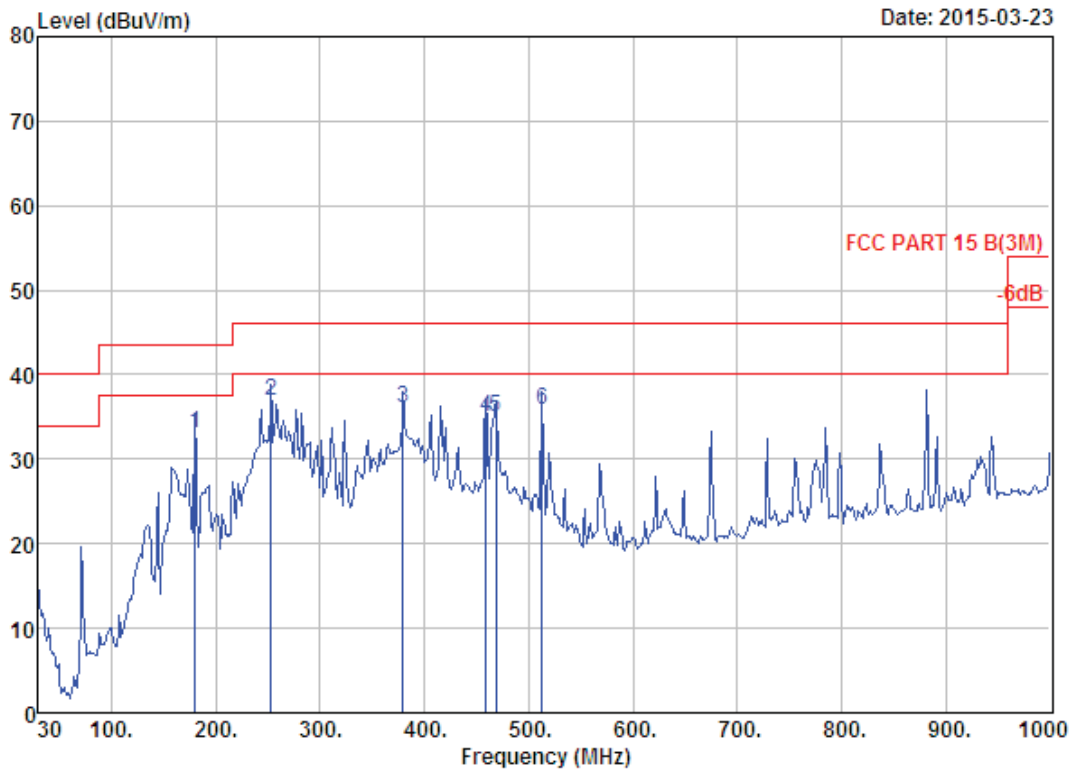
30 MHz – 1000 MHz



```

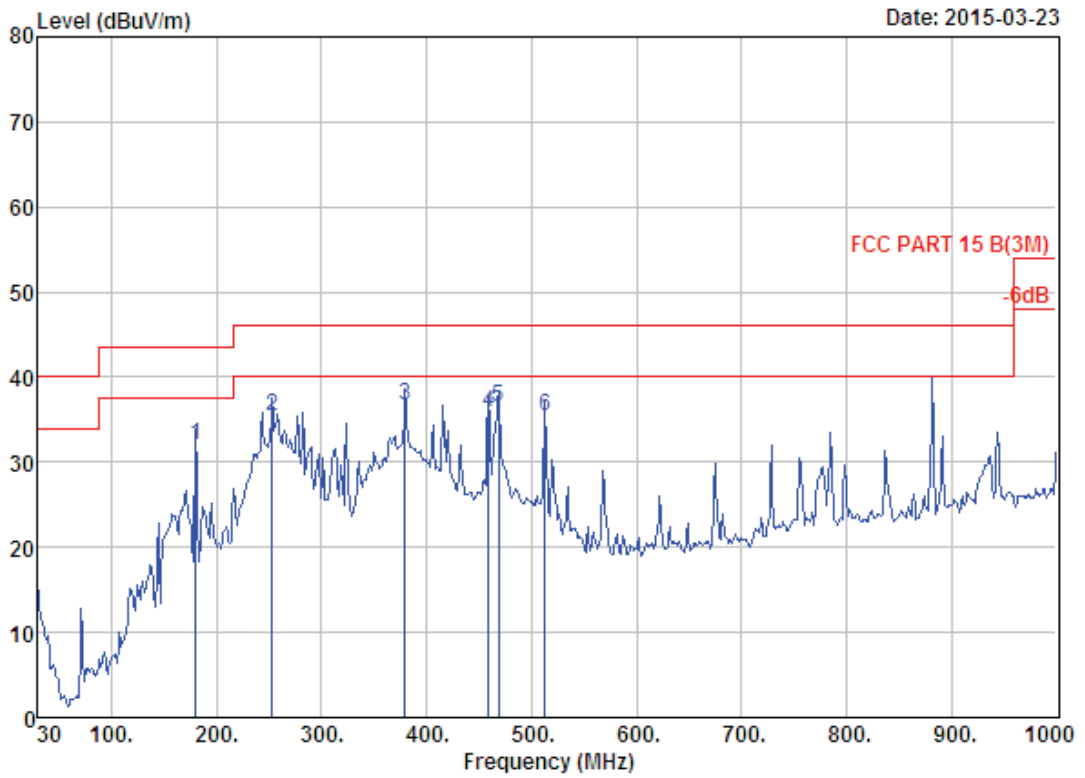
Site no.       : 1# 966 chamber           Data no.  : 268
Dis. / Ant.    : 3m 27137                Ant. pol. : VERTICAL
Limit         : FCC PART 15 B(3M)
Env. / Ins.    : Temp:23.6';Humi:56%;Press:101.52kPa
Engineer      : Tony
EUT           : Car Multimedia Player
Power         : DC 12V
M/N           : VX7012
Test Mode     : GFSK TX 2402MHz
    
```

	Freq. (MHz)	Ant. Factor (dB/m)	Cable Loss (dB)	Reading (dBuV)	Emission Level (dBuV/m)	Limits (dBuV/m)	Margin (dB)	Remark
1	253.10	12.17	2.17	11.74	26.08	46.00	19.92	QP
2	282.20	12.45	2.33	10.83	25.61	46.00	20.39	QP
3	322.94	13.65	2.43	9.32	25.40	46.00	20.60	QP
4	458.74	16.80	3.00	13.56	33.36	46.00	12.64	QP
5	513.06	17.95	3.19	15.75	36.89	46.00	9.11	QP
6	881.66	22.69	4.00	7.00	33.69	46.00	12.31	QP



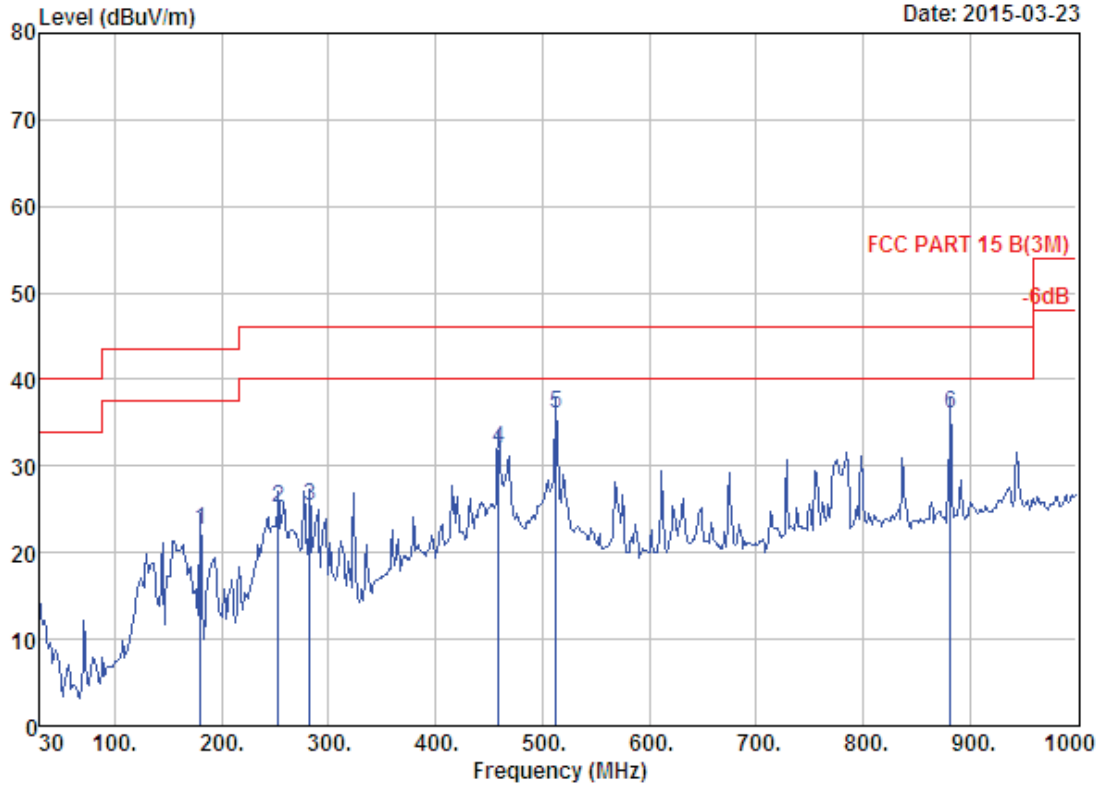
Site no. : 1# 966 chamber Data no. : 269
 Dis. / Ant. : 3m 27137 Ant. pol. : HORIZONTAL
 Limit : FCC PART 15 B(3M)
 Env. / Ins. : Temp:23.6';Humi:56%;Press:101.52kPa
 Engineer : Tony
 EUT : Car Multimedia Player
 Power : DC 12V
 M/N : VX7012
 Test Mode : GFSK TX 2402MHz

	Freq. (MHz)	Ant. Factor (dB/m)	Cable Loss (dB)	Reading (dBuV)	Emission Level (dBuV/m)	Limits (dBuV/m)	Margin (dB)	Remark
1	180.35	8.95	1.70	22.51	33.16	43.50	10.34	QP
2	253.10	12.17	2.17	22.47	36.81	46.00	9.19	QP
3	379.20	14.99	2.64	18.34	35.97	46.00	10.03	QP
4	458.74	16.80	3.00	15.24	35.04	46.00	10.96	QP
5	468.44	17.14	3.09	14.78	35.01	46.00	10.99	QP
6	513.06	17.95	3.19	14.76	35.90	46.00	10.10	QP



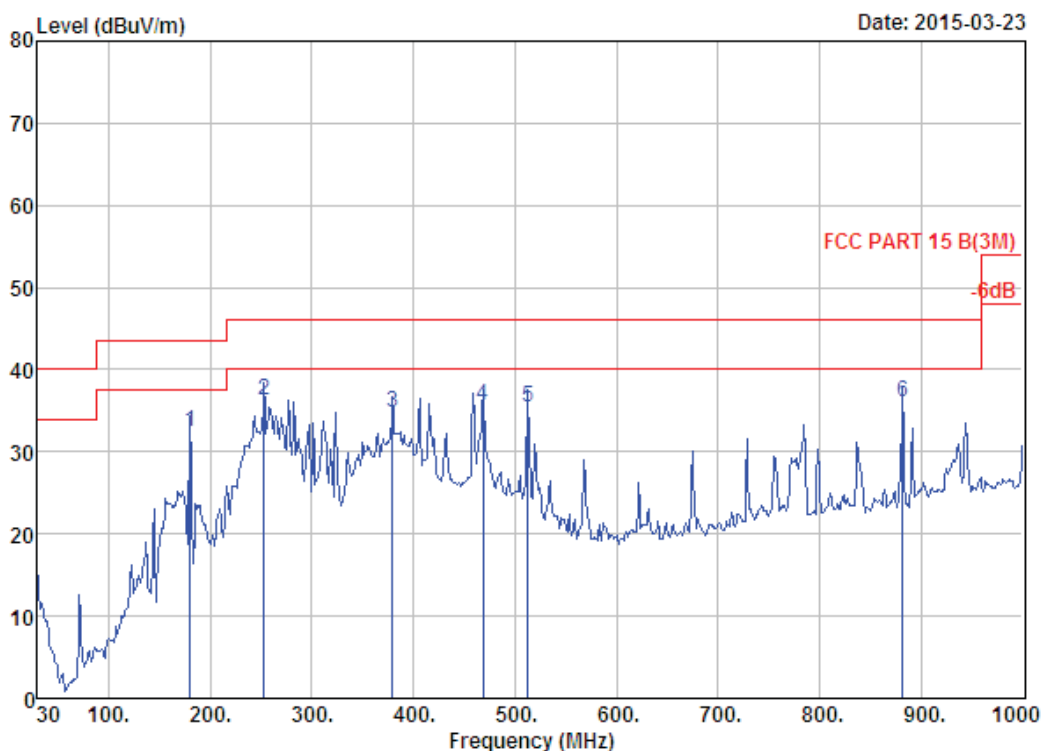
Site no. : 1# 966 chamber Data no. : 270
 Dis. / Ant. : 3m 27137 Ant. pol. : HORIZONTAL
 Limit : FCC PART 15 B(3M)
 Env. / Ins. : Temp:23.6';Humi:56%;Press:101.52kPa
 Engineer : Tony
 EUT : Car Multimedia Player
 Power : DC 12V
 M/N : VX7012
 Test Mode : GFSK TX 2441MHz

	Freq. (MHz)	Ant. Factor (dB/m)	Cable Loss (dB)	Reading (dBuV)	Emission Level (dBuV/m)	Limits (dBuV/m)	Margin (dB)	Remark
1	180.35	8.95	1.70	21.26	31.91	43.50	11.59	QP
2	253.10	12.17	2.17	21.13	35.47	46.00	10.53	QP
3	379.20	14.99	2.64	18.98	36.61	46.00	9.39	QP
4	458.74	16.80	3.00	16.06	35.86	46.00	10.14	QP
5	468.44	17.14	3.09	16.17	36.40	46.00	9.60	QP
6	513.06	17.95	3.19	14.22	35.36	46.00	10.64	QP



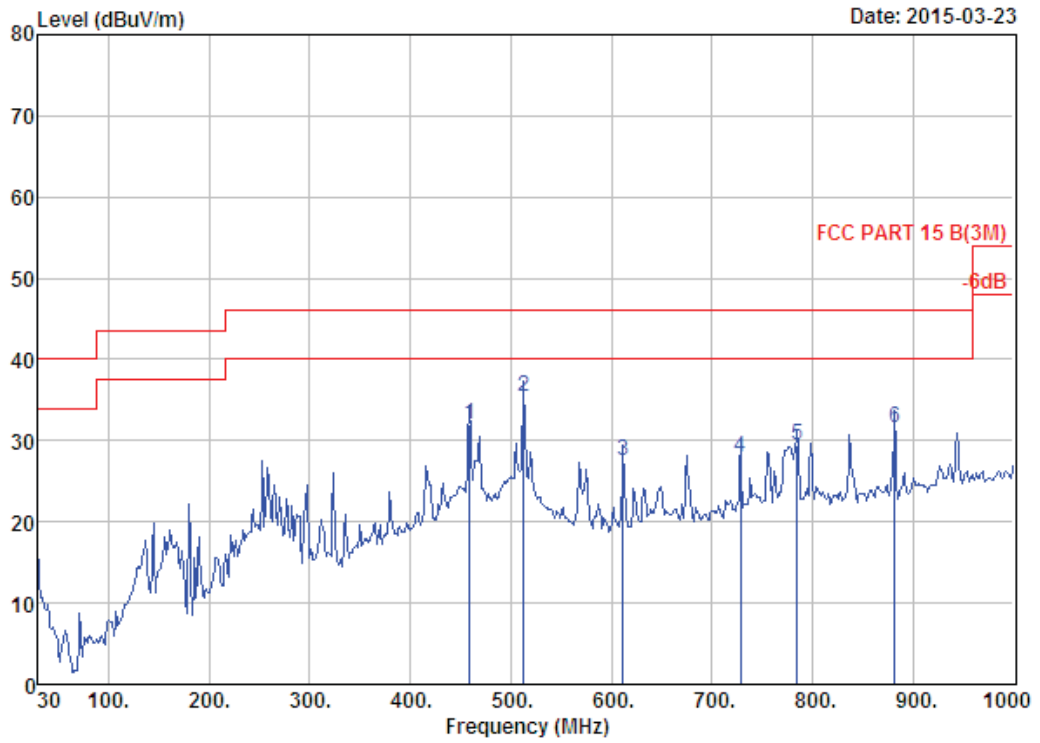
Site no. : 1# 966 chamber Data no. : 271
 Dis. / Ant. : 3m 27137 Ant. pol. : VERTICAL
 Limit : FCC PART 15 B(3M)
 Env. / Ins. : Temp:23.6';Humi:56%;Press:101.52kPa
 Engineer : Tony
 EUT : Car Multimedia Player
 Power : DC 12V
 M/N : VX7012
 Test Mode : GFSK TX 2441MHz

	Freq. (MHz)	Ant. Factor (dB/m)	Cable Loss (dB)	Reading (dBuV)	Emission Level (dBuV/m)	Limits (dBuV/m)	Margin (dB)	Remark
1	180.35	8.95	1.70	11.94	22.59	43.50	20.91	QP
2	253.10	12.17	2.17	10.85	25.19	46.00	20.81	QP
3	282.20	12.45	2.33	10.51	25.29	46.00	20.71	QP
4	458.74	16.80	3.00	12.30	32.10	46.00	13.90	QP
5	513.06	17.95	3.19	14.90	36.04	46.00	9.96	QP
6	881.66	22.69	4.00	9.32	36.01	46.00	9.99	QP



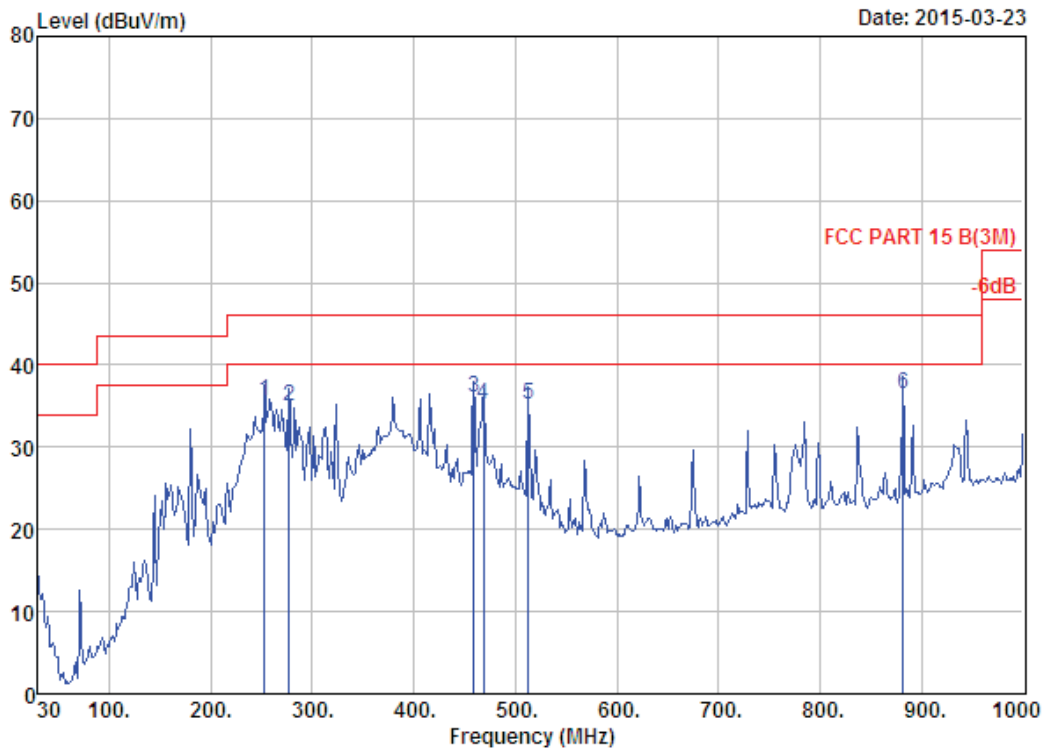
Site no. : 1# 966 chamber Data no. : 272
 Dis. / Ant. : 3m 27137 Ant. pol. : HORIZONTAL
 Limit : FCC PART 15 B(3M)
 Env. / Ins. : Temp:23.6';Humi:56%;Press:101.52kPa
 Engineer : Tony
 EUT : Car Multimedia Player
 Power : DC 12V
 M/N : VX7012
 Test Mode : GFSK TX 2480MHz

	Freq. (MHz)	Ant. Factor (dB/m)	Cable Loss (dB)	Reading (dBuV)	Emission Level (dBuV/m)	Limits (dBuV/m)	Margin (dB)	Remark
1	180.35	8.95	1.70	21.67	32.32	43.50	11.18	QP
2	253.10	12.17	2.17	22.01	36.35	46.00	9.65	QP
3	379.20	14.99	2.64	17.10	34.73	46.00	11.27	QP
4	468.44	17.14	3.09	15.41	35.64	46.00	10.36	QP
5	513.06	17.95	3.19	14.36	35.50	46.00	10.50	QP
6	881.66	22.69	4.00	9.27	35.96	46.00	10.04	QP



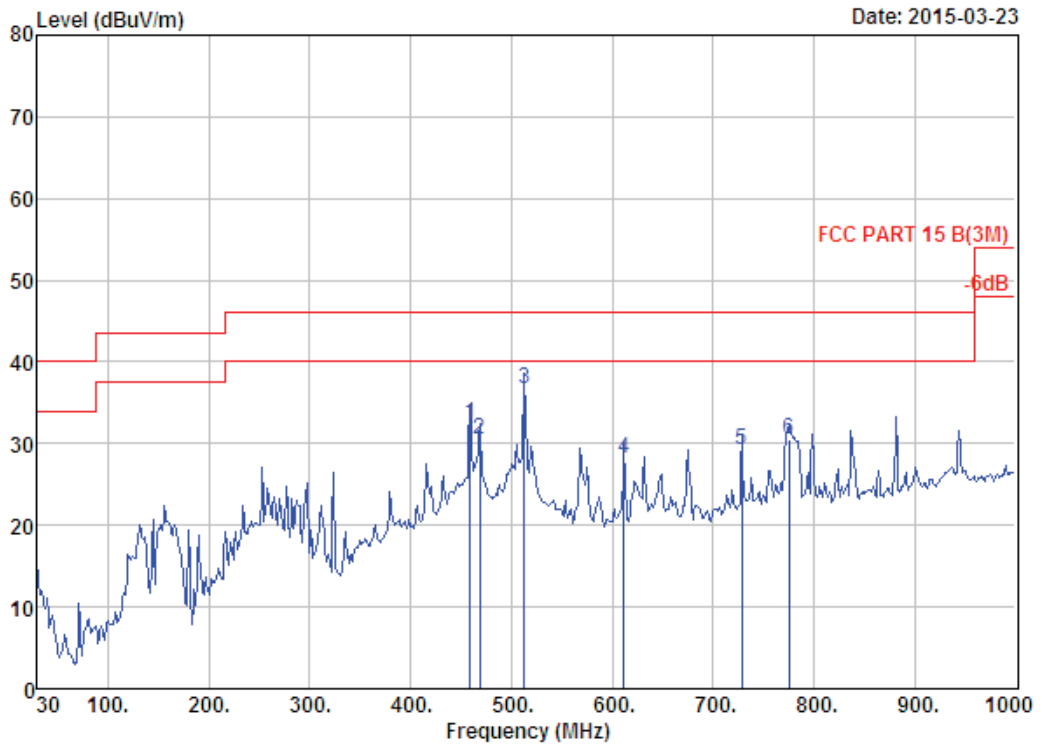
Site no. : 1# 966 chamber Data no. : 273
 Dis. / Ant. : 3m 27137 Ant. pol. : VERTICAL
 Limit : FCC PART 15 B(3M)
 Env. / Ins. : Temp:23.6';Humi:56%;Press:101.52kPa
 Engineer : Tony
 EUT : Car Multimedia Player
 Power : DC 12V
 M/N : VX7012
 Test Mode : GFSK TX 2480MHz

	Freq. (MHz)	Ant. Factor (dB/m)	Cable Loss (dB)	Reading (dBuV)	Emission Level (dBuV/m)	Limits (dBuV/m)	Margin (dB)	Remark
1	458.74	16.80	3.00	12.31	32.11	46.00	13.89	QP
2	513.06	17.95	3.19	14.18	35.32	46.00	10.68	QP
3	612.00	19.91	3.33	4.30	27.54	46.00	18.46	QP
4	728.40	22.03	3.75	2.22	28.00	46.00	18.00	QP
5	784.66	22.02	3.82	3.52	29.36	46.00	16.64	QP
6	881.66	22.69	4.00	4.95	31.64	46.00	14.36	QP



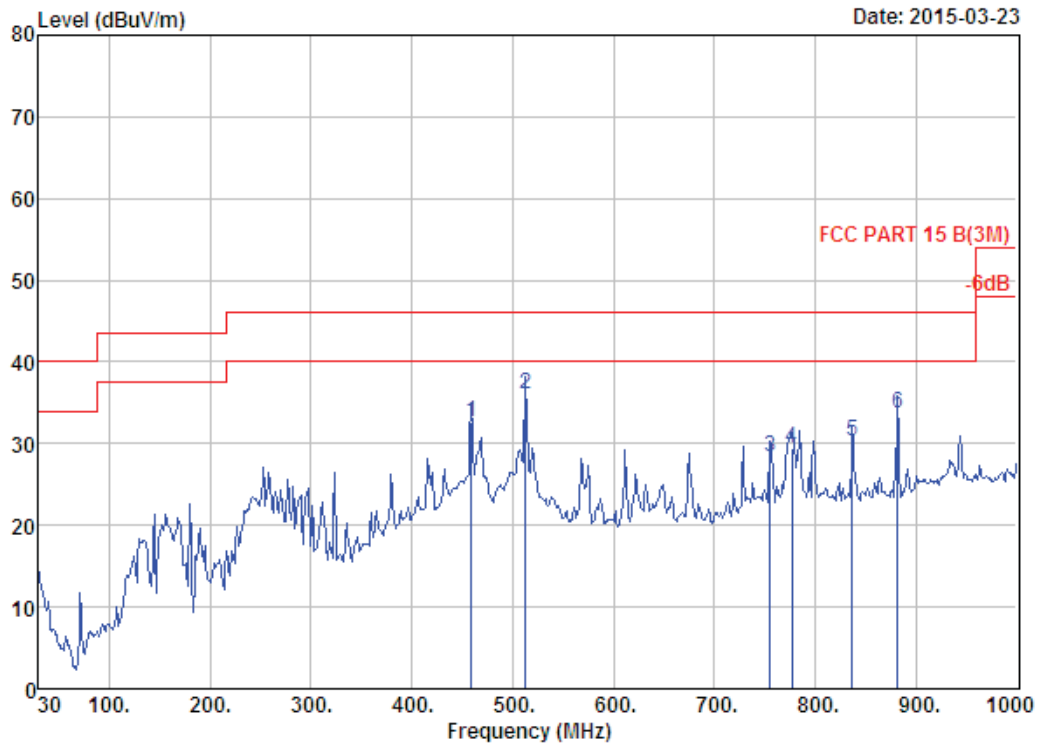
Site no. : 1# 966 chamber Data no. : 274
 Dis. / Ant. : 3m 27137 Ant. pol. : HORIZONTAL
 Limit : FCC PART 15 B(3M)
 Env. / Ins. : Temp:23.6';Humi:56%;Press:101.52kPa
 Engineer : Tony
 EUT : Car Multimedia Player
 Power : DC 12V
 M/N : VX7012
 Test Mode : 8-DPSK TX 2402MHz

	Freq. (MHz)	Ant. Factor (dB/m)	Cable Loss (dB)	Reading (dBuV)	Emission Level (dBuV/m)	Limits (dBuV/m)	Margin (dB)	Remark
1	253.10	12.17	2.17	21.29	35.63	46.00	10.37	QP
2	277.35	12.36	2.25	20.41	35.02	46.00	10.98	QP
3	458.74	16.80	3.00	16.16	35.96	46.00	10.04	QP
4	468.44	17.14	3.09	14.87	35.10	46.00	10.90	QP
5	513.06	17.95	3.19	14.15	35.29	46.00	10.71	QP
6	881.66	22.69	4.00	9.82	36.51	46.00	9.49	QP



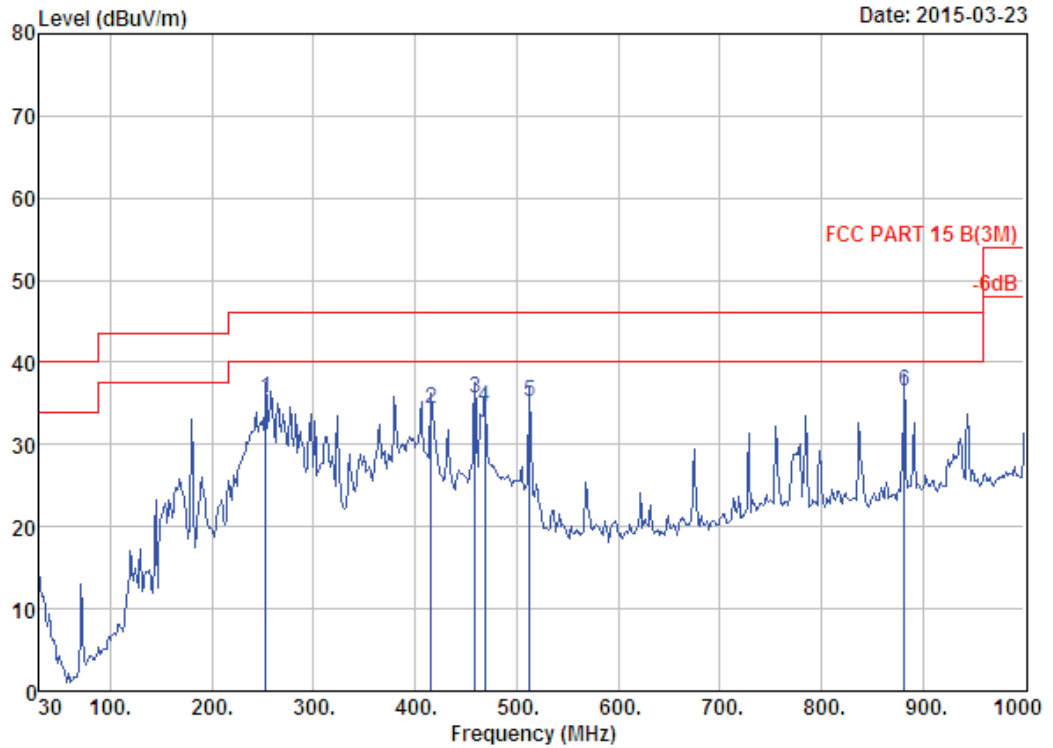
Site no. : 1# 966 chamber Data no. : 275
 Dis. / Ant. : 3m 27137 Ant. pol. : VERTICAL
 Limit : FCC PART 15 B(3M)
 Env. / Ins. : Temp:23.6';Humi:56%;Press:101.52kPa
 Engineer : Tony
 EUT : Car Multimedia Player
 Power : DC 12V
 M/N : VX7012
 Test Mode : 8-DPSK TX 2402MHz

	Freq. (MHz)	Ant. Factor (dB/m)	Cable Loss (dB)	Reading (dBuV)	Emission Level (dBuV/m)	Limits (dBuV/m)	Margin (dB)	Remark
1	458.74	16.80	3.00	12.70	32.50	46.00	13.50	QP
2	468.44	17.14	3.09	10.22	30.45	46.00	15.55	QP
3	513.06	17.95	3.19	15.56	36.70	46.00	9.30	QP
4	612.00	19.91	3.33	4.83	28.07	46.00	17.93	QP
5	728.40	22.03	3.75	3.41	29.19	46.00	16.81	QP
6	774.96	22.02	3.83	4.57	30.42	46.00	15.58	QP



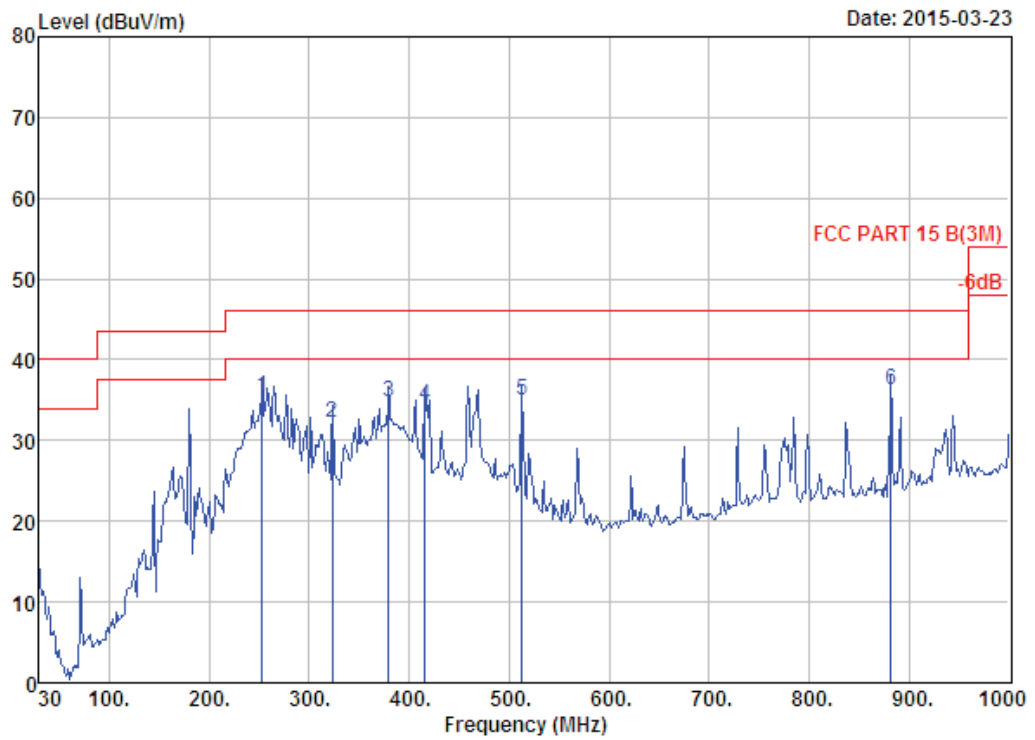
Site no. : 1# 966 chamber Data no. : 276
 Dis. / Ant. : 3m 27137 Ant. pol. : VERTICAL
 Limit : FCC PART 15 B(3M)
 Env. / Ins. : Temp:23.6';Humi:56%;Press:101.52kPa
 Engineer : Tony
 EUT : Car Multimedia Player
 Power : DC 12V
 M/N : VX7012
 Test Mode : 8-DPSK TX 2441MHz

	Freq. (MHz)	Ant. Factor (dB/m)	Cable Loss (dB)	Reading (dBuV)	Emission Level (dBuV/m)	Limits (dBuV/m)	Margin (dB)	Remark
1	458.74	16.80	3.00	12.90	32.70	46.00	13.30	QP
2	513.06	17.95	3.19	14.97	36.11	46.00	9.89	QP
3	755.56	22.10	3.87	2.36	28.33	46.00	17.67	QP
4	776.90	22.01	3.90	3.49	29.40	46.00	16.60	QP
5	837.04	22.57	3.66	4.04	30.27	46.00	15.73	QP
6	881.66	22.69	4.00	7.06	33.75	46.00	12.25	QP



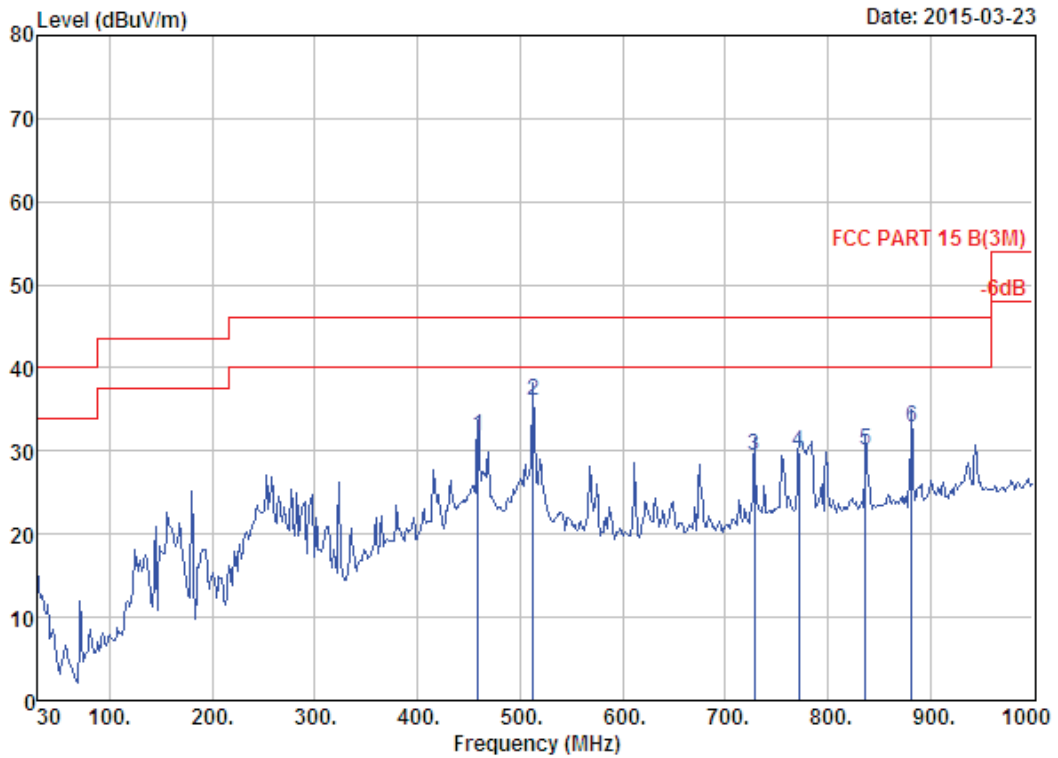
Site no. : 1# 966 chamber Data no. : 277
 Dis. / Ant. : 3m 27137 Ant. pol. : HORIZONTAL
 Limit : FCC PART 15 B(3M)
 Env. / Ins. : Temp:23.6°;Humi:56%;Press:101.52kPa
 Engineer : Tony
 EUT : Car Multimedia Player
 Power : DC 12V
 M/N : VX7012
 Test Mode : 8-DPSK TX 2441MHz

	Freq. (MHz)	Ant. Factor (dB/m)	Cable Loss (dB)	Reading (dBuV)	Emission Level (dBuV/m)	Limits (dBuV/m)	Margin (dB)	Remark
1	253.10	12.17	2.17	21.28	35.62	46.00	10.38	QP
2	416.06	16.30	2.75	15.30	34.35	46.00	11.65	QP
3	458.74	16.80	3.00	15.83	35.63	46.00	10.37	QP
4	468.44	17.14	3.09	14.36	34.59	46.00	11.41	QP
5	513.06	17.95	3.19	13.97	35.11	46.00	10.89	QP
6	881.66	22.69	4.00	9.84	36.53	46.00	9.47	QP



Site no. : 1# 966 chamber Data no. : 278
 Dis. / Ant. : 3m 27137 Ant. pol. : HORIZONTAL
 Limit : FCC PART 15 B(3M)
 Env. / Ins. : Temp:23.6';Humi:56%;Press:101.52kPa
 Engineer : Tony
 EUT : Car Multimedia Player
 Power : DC 12V
 M/N : VX7012
 Test Mode : 8-DPSK TX 2480MHz

	Freq. (MHz)	Ant. Factor (dB/m)	Cable Loss (dB)	Reading (dBUV)	Emission Level (dBUV/m)	Limits (dBUV/m)	Margin (dB)	Remark
1	253.10	12.17	2.17	21.13	35.47	46.00	10.53	QP
2	322.94	13.65	2.43	16.18	32.26	46.00	13.74	QP
3	379.20	14.99	2.64	17.16	34.79	46.00	11.21	QP
4	416.06	16.30	2.75	15.40	34.45	46.00	11.55	QP
5	513.06	17.95	3.19	13.76	34.90	46.00	11.10	QP
6	881.66	22.69	4.00	9.49	36.18	46.00	9.82	QP

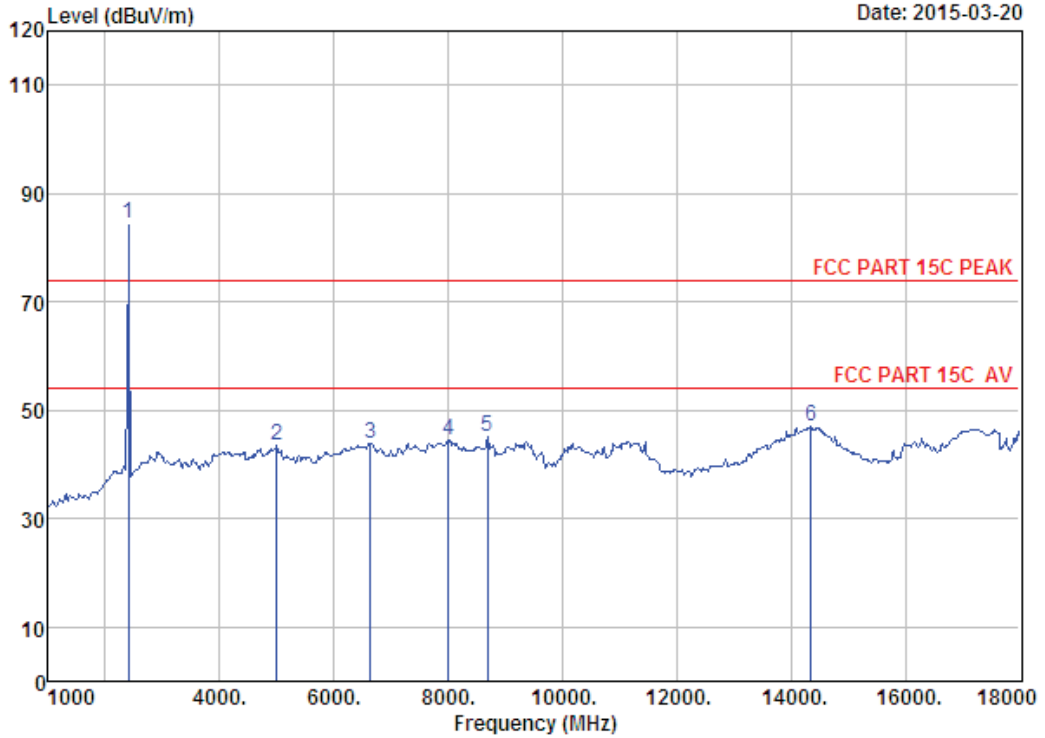


Site no. : 1# 966 chamber Data no. : 279
 Dis. / Ant. : 3m 27137 Ant. pol. : VERTICAL
 Limit : FCC PART 15 B(3M)
 Env. / Ins. : Temp:23.6';Humi:56%;Press:101.52kPa
 Engineer : Tony
 EUT : Car Multimedia Player
 Power : DC 12V
 M/N : VX7012
 Test Mode : 8-DPSK TX 2480MHz

	Freq. (MHz)	Ant. Factor (dB/m)	Cable Loss (dB)	Reading (dBuV)	Emission Level (dBuV/m)	Limits (dBuV/m)	Margin (dB)	Remark
1	458.74	16.80	3.00	11.96	31.76	46.00	14.24	QP
2	513.06	17.95	3.19	15.01	36.15	46.00	9.85	QP
3	728.40	22.03	3.75	3.70	29.48	46.00	16.52	QP
4	772.05	22.04	3.89	3.85	29.78	46.00	16.22	QP
5	837.04	22.57	3.66	3.79	30.02	46.00	15.98	QP
6	881.66	22.69	4.00	6.25	32.94	46.00	13.06	QP

1000 MHz – 18000MHz

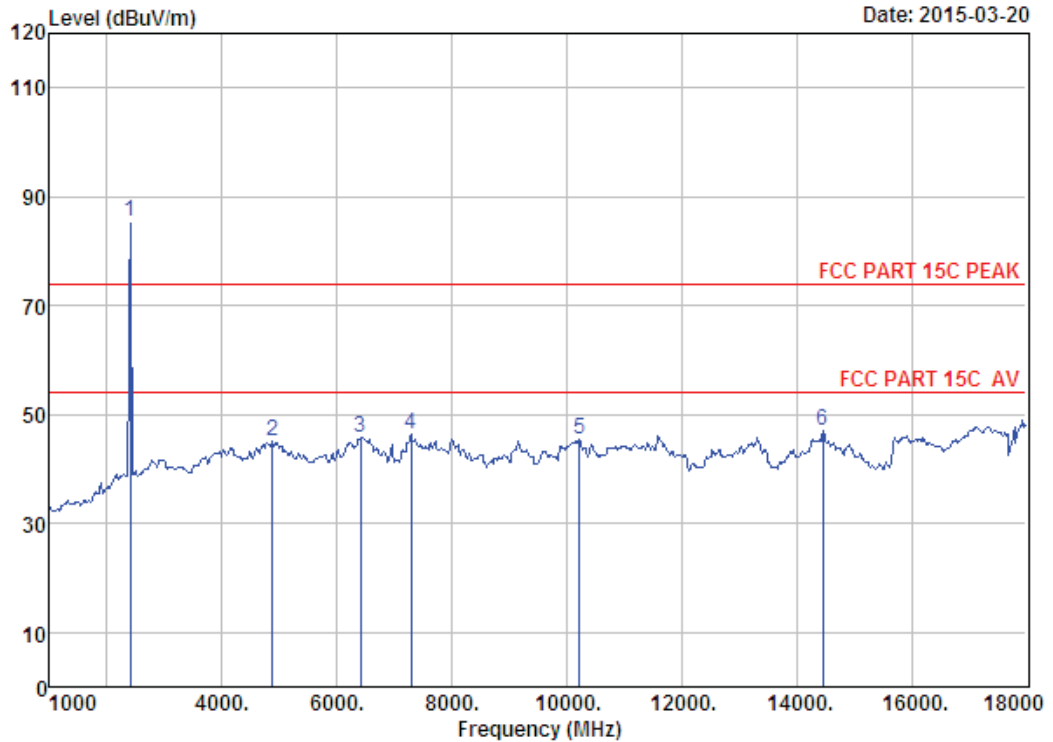
Date: 2015-03-20



Site no. : 1# 966 chamber Data no. : 280
 Dis. / Ant. : 3m ANT 1-18G Ant. pol. : VERTICAL
 Limit : FCC PART 15C PEAK
 Env. / Ins. : Temp:23.6';Humi:56%;Press:101.52kPa
 Engineer : Tony
 EUT : Car Multimedia Player
 Power : DC 12V
 M/N : VX7012
 Test Mode : GFSK TX 2402MHz

	Freq. (MHz)	Ant. Factor (dB/m)	Cable Loss (dB)	Amp Factor (dB)	Reading (dBuV)	Emission Level (dBuV/m)	Limits (dBuV/m)	Margin (dB)	Remark
1	2402.00	27.61	6.62	34.18	84.40	84.45	74.00	-10.45	Peak
2	4995.00	31.54	12.59	32.00	31.36	43.49	74.00	30.51	Peak
3	6644.00	34.48	12.02	32.20	29.65	43.95	74.00	30.05	Peak
4	8004.00	37.01	11.40	31.22	27.33	44.52	74.00	29.48	Peak
5	8684.00	37.32	11.45	32.43	28.72	45.06	74.00	28.94	Peak
6	14345.00	41.76	10.92	32.93	27.15	46.90	74.00	27.10	Peak

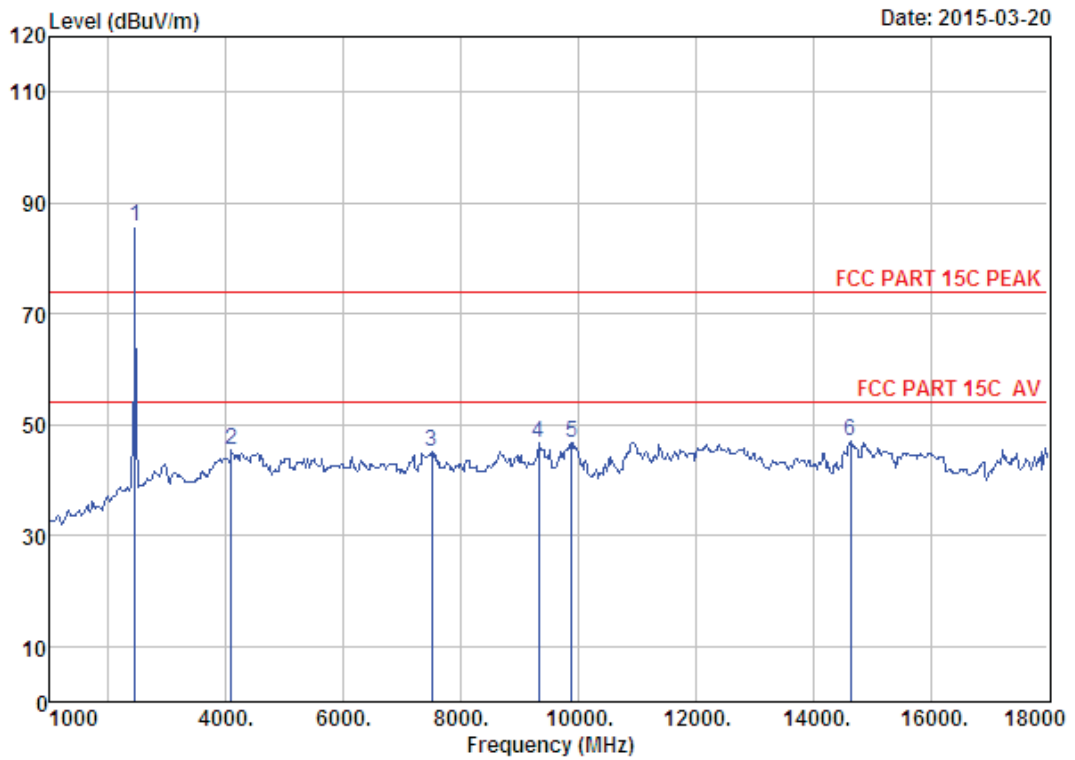
Remarks: 1. Emission Level= Antenna Factor + Cable Loss - Amp Factor + Reading.
 2. The emission levels that are 20dB below the official limit are not reported.



Site no. : 1# 966 chamber Data no. : 281
 Dis. / Ant. : 3m ANT 1-18G Ant. pol. : HORIZONTAL
 Limit : FCC PART 15C PEAK
 Env. / Ins. : Temp:23.6';Humi:56%;Press:101.52kPa
 Engineer : Tony
 EUT : Car Multimedia Player
 Power : DC 12V
 M/N : VX7012
 Test Mode : GFSK TX 2402MHz

	Freq. (MHz)	Ant. Factor (dB/m)	Cable Loss (dB)	Amp Factor (dB)	Reading (dBuV)	Emission Level (dBuV/m)	Limits (dBuV/m)	Margin (dB)	Remark
1	2402.00	27.61	6.62	34.18	85.28	85.33	74.00	-11.33	Peak
2	4876.00	31.37	12.07	31.90	33.43	44.97	74.00	29.03	Peak
3	6406.00	33.99	12.21	31.91	31.41	45.70	74.00	28.30	Peak
4	7290.00	36.54	11.56	32.02	30.28	46.36	74.00	27.64	Peak
5	10214.00	38.48	11.47	32.17	27.50	45.28	74.00	28.72	Peak
6	14464.00	41.85	10.93	32.96	27.09	46.91	74.00	27.09	Peak

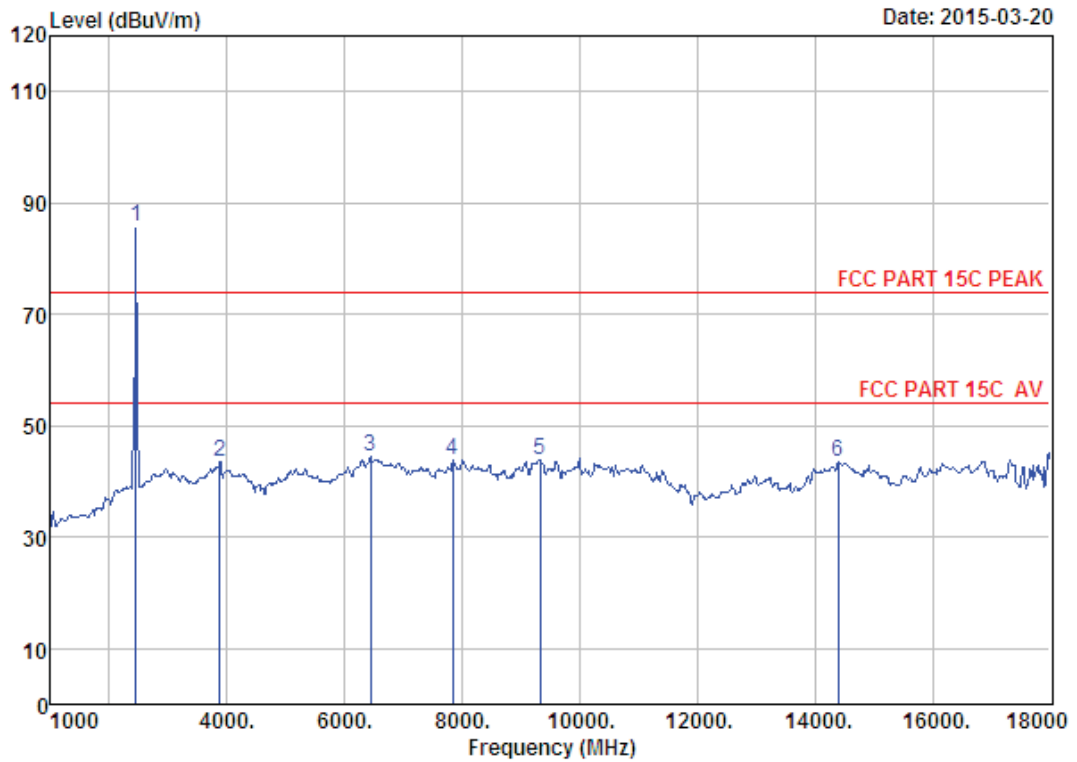
Remarks: 1. Emission Level= Antenna Factor + Cable Loss - Amp Factor + Reading.
 2. The emission levels that are 20dB below the official limit are not reported.



Site no. : 1# 966 chamber Data no. : 282
 Dis. / Ant. : 3m ANT 1-18G Ant. pol. : VERTICAL
 Limit : FCC PART 15C PEAK
 Env. / Ins. : Temp:23.6';Humi:56%;Press:101.52kPa
 Engineer : Tony
 EUT : Car Multimedia Player
 Power : DC 12V
 M/N : VX7012
 Test Mode : GFSK TX 2441MHz

	Freq. (MHz)	Ant. Factor (dB/m)	Cable Loss (dB)	Amp Factor (dB)	Reading (dBuV)	Emission Level (dBuV/m)	Limits (dBuV/m)	Margin (dB)	Remark
1	2441.00	27.60	6.67	34.12	85.58	85.73	74.00	-11.73	Peak
2	4094.00	29.83	10.80	32.12	36.82	45.33	74.00	28.67	Peak
3	7511.00	36.47	11.61	31.85	28.81	45.04	74.00	28.96	Peak
4	9330.00	37.97	11.62	32.12	29.15	46.62	74.00	27.38	Peak
5	9891.00	38.15	11.61	31.75	28.65	46.66	74.00	27.34	Peak
6	14634.00	41.48	10.91	33.56	28.06	46.89	74.00	27.11	Peak

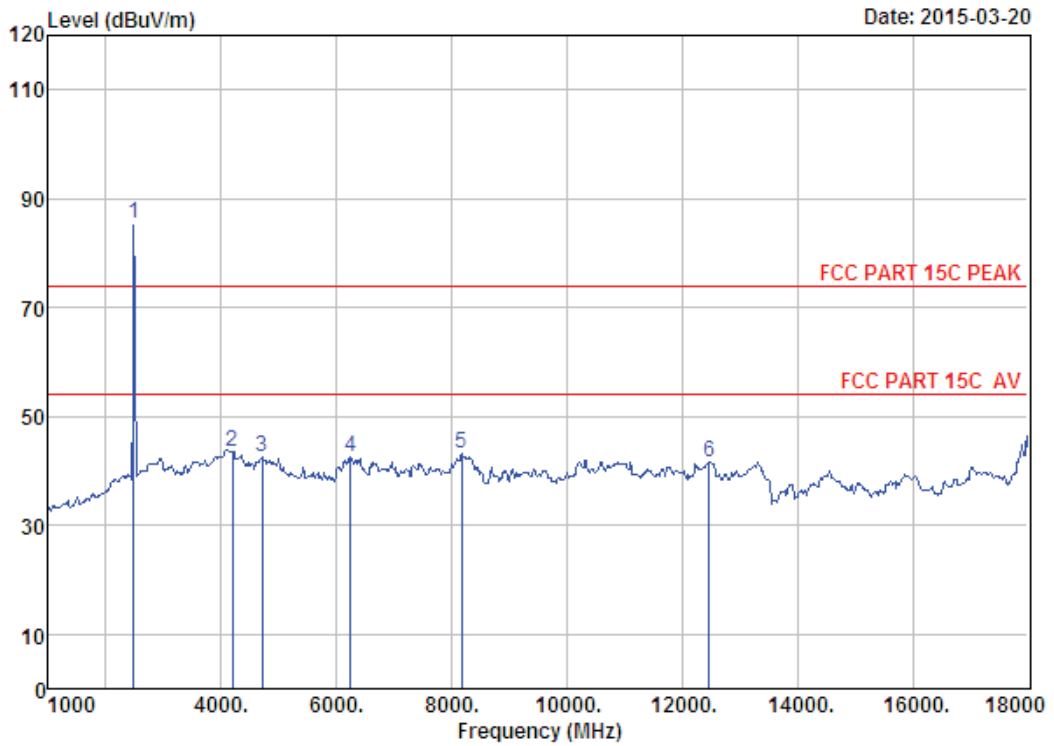
Remarks: 1. Emission Level= Antenna Factor + Cable Loss - Amp Factor + Reading.
 2. The emission levels that are 20dB below the official limit are not reported.



Site no. : 1# 966 chamber Data no. : 283
 Dis. / Ant. : 3m ANI 1-18G Ant. pol. : HORIZONTAL
 Limit : FCC PART 15C PEAK
 Env. / Ins. : Temp:23.6';Humi:56%;Press:101.52kPa
 Engineer : Tony
 EUT : Car Multimedia Player
 Power : DC 12V
 M/N : VX7012
 Test Mode : GFSK TX 2441MHz

	Freq. (MHz)	Ant. Factor (dB/m)	Cable Loss (dB)	Amp Factor (dB)	Reading (dBUV)	Emission Level (dBUV/m)	Limits (dBUV/m)	Margin (dB)	Remark
1	2441.00	27.60	6.67	34.12	85.67	85.82	74.00	-11.82	Peak
2	3873.00	29.31	10.36	32.46	36.39	43.60	74.00	30.40	Peak
3	6440.00	34.08	12.22	31.95	30.07	44.42	74.00	29.58	Peak
4	7834.00	36.68	11.47	31.40	27.18	43.93	74.00	30.07	Peak
5	9330.00	37.97	11.62	32.12	26.42	43.89	74.00	30.11	Peak
6	14396.00	41.79	10.92	32.83	23.60	43.48	74.00	30.52	Peak

Remarks: 1. Emission Level= Antenna Factor + Cable Loss - Amp Factor + Reading.
 2. The emission levels that are 20dB below the official limit are not reported.

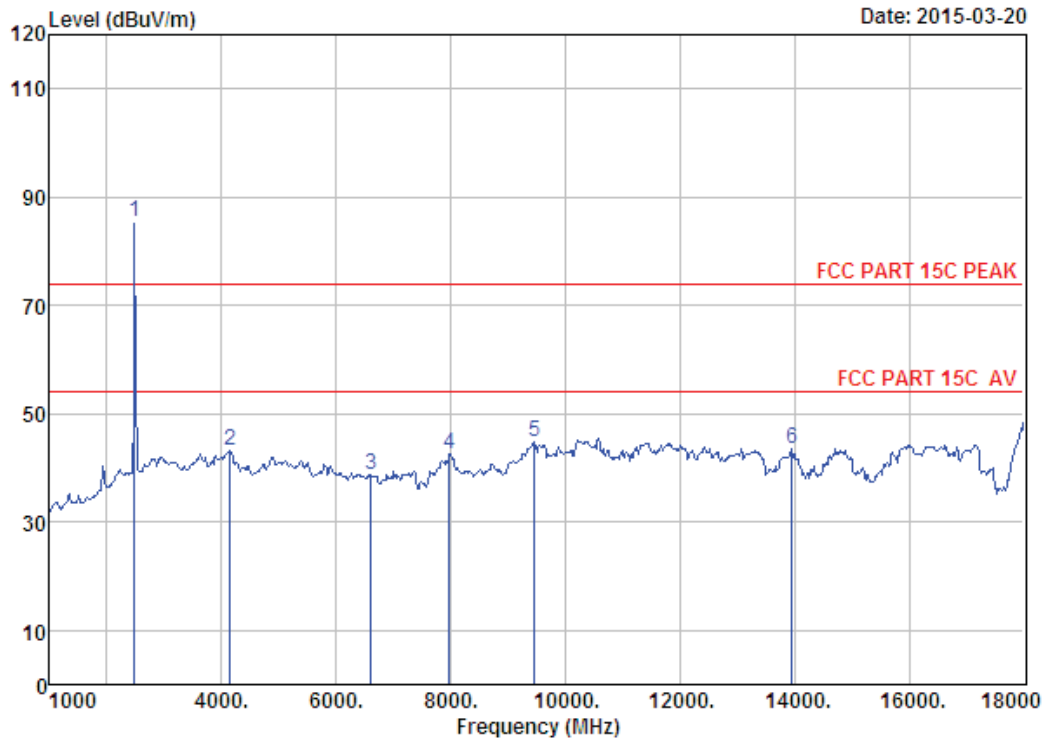


Site no. : 1# 966 chamber
 Dis. / Ant. : 3m ANT 1-18G
 Limit : FCC PART 15C PEAK
 Env. / Ins. : Temp:23.6';Humi:56%;Press:101.52kPa
 Engineer : Tony
 EUT : Car Multimedia Player
 Power : DC 12V
 M/N : VX7012
 Test Mode : GFSK TX 2480MHz

Data no. : 284
 Ant. pol. : HORIZONTAL

	Freq. (MHz)	Ant. Factor (dB/m)	Cable Loss (dB)	Amp Factor (dB)	Reading (dBUV)	Emission Level (dBUV/m)	Limits (dBUV/m)	Margin (dB)	Remark
1	2480.00	27.58	6.71	34.03	85.22	85.48	74.00	-11.48	Peak
2	4196.00	29.95	10.70	32.02	34.98	43.61	74.00	30.39	Peak
3	4706.00	31.09	11.32	31.75	31.90	42.56	74.00	31.44	Peak
4	6236.00	33.36	12.17	31.97	28.85	42.41	74.00	31.59	Peak
5	8174.00	36.69	11.42	31.43	26.49	43.17	74.00	30.83	Peak
6	12475.00	38.75	10.92	35.20	27.21	41.68	74.00	32.32	Peak

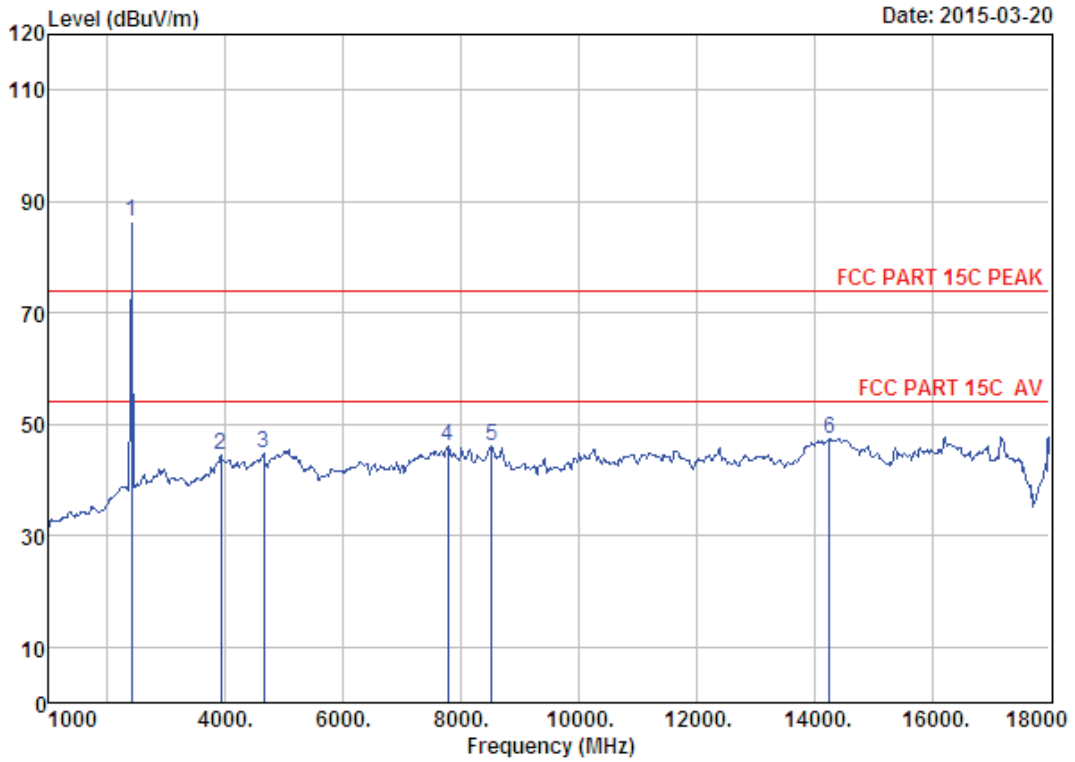
Remarks: 1. Emission Level= Antenna Factor + Cable Loss - Amp Factor + Reading.
 2. The emission levels that are 20dB below the official limit are not reported.



Site no. : 1# 966 chamber Data no. : 285
 Dis. / Ant. : 3m ANT 1-18G Ant. pol. : VERTICAL
 Limit : FCC PART 15C PEAK
 Env. / Ins. : Temp:23.6';Humi:56%;Press:101.52kPa
 Engineer : Tony
 EUT : Car Multimedia Player
 Power : DC 12V
 M/N : VX7012
 Test Mode : GFSK TX 2480MHz

	Freq. (MHz)	Ant. Factor (dB/m)	Cable Loss (dB)	Amp Factor (dB)	Reading (dBuV)	Emission Level (dBuV/m)	Limits (dBuV/m)	Margin (dB)	Remark
1	2480.00	27.58	6.71	34.03	85.27	85.53	74.00	-11.53	Peak
2	4145.00	29.88	10.75	32.08	34.50	43.05	74.00	30.95	Peak
3	6610.00	34.47	12.07	32.18	24.41	38.77	74.00	35.23	Peak
4	7970.00	36.94	11.41	31.25	25.51	42.61	74.00	31.39	Peak
5	9466.00	38.02	11.69	31.95	27.18	44.94	74.00	29.06	Peak
6	13954.00	41.35	10.96	34.13	25.40	43.58	74.00	30.42	Peak

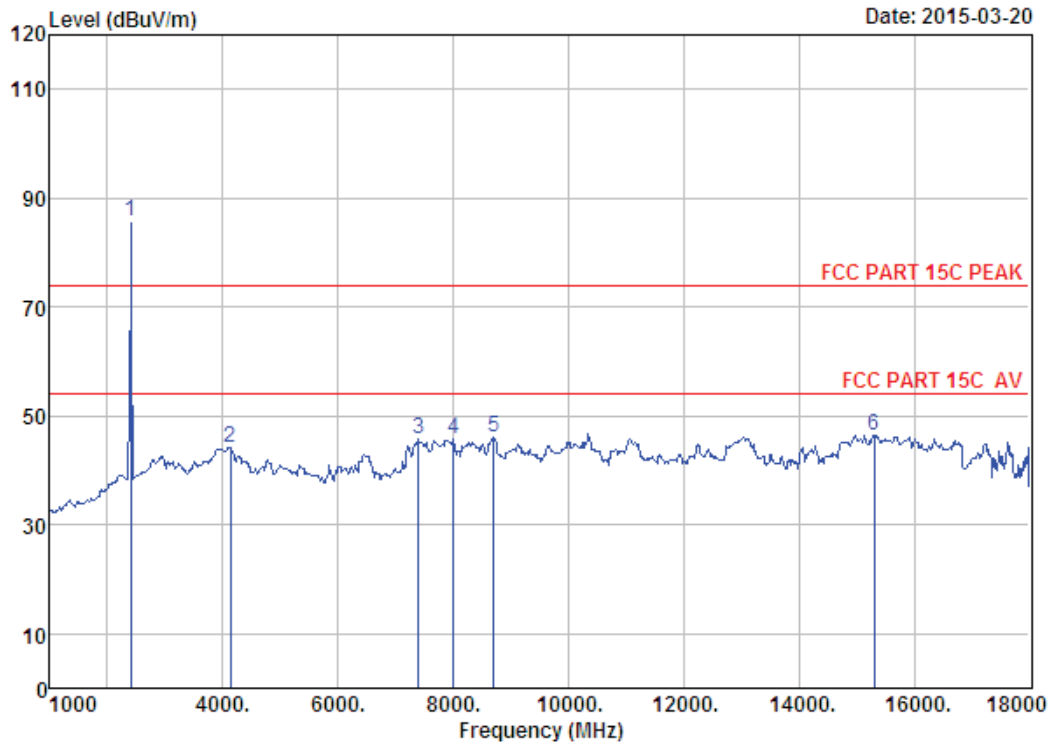
Remarks: 1. Emission Level= Antenna Factor + Cable Loss - Amp Factor + Reading.
 2. The emission levels that are 20dB below the official limit are not reported.



Site no. : 1# 966 chamber Data no. : 286
 Dis. / Ant. : 3m ANT 1-18G Ant. pol. : HORIZONTAL
 Limit : FCC PART 15C PEAK
 Env. / Ins. : Temp:23.6';Humi:56%;Press:101.52kPa
 Engineer : Tony
 EUT : Car Multimedia Player
 Power : DC 12V
 M/N : VX7012
 Test Mode : 8-DPSK TX 2402MHz

	Freq. (MHz)	Ant. Factor (dB/m)	Cable Loss (dB)	Amp Factor (dB)	Reading (dBUV)	Emission Level (dBUV/m)	Limits (dBUV/m)	Margin (dB)	Remark
1	2402.00	27.61	6.62	34.18	86.38	86.43	74.00	-12.43	Peak
2	3924.00	29.46	10.59	32.42	36.87	44.50	74.00	29.50	Peak
3	4655.00	30.94	11.09	31.70	34.44	44.77	74.00	29.23	Peak
4	7783.00	36.59	11.50	31.45	29.44	46.08	74.00	27.92	Peak
5	8514.00	36.96	11.45	31.91	29.62	46.12	74.00	27.88	Peak
6	14260.00	41.68	10.92	33.19	28.07	47.48	74.00	26.52	Peak

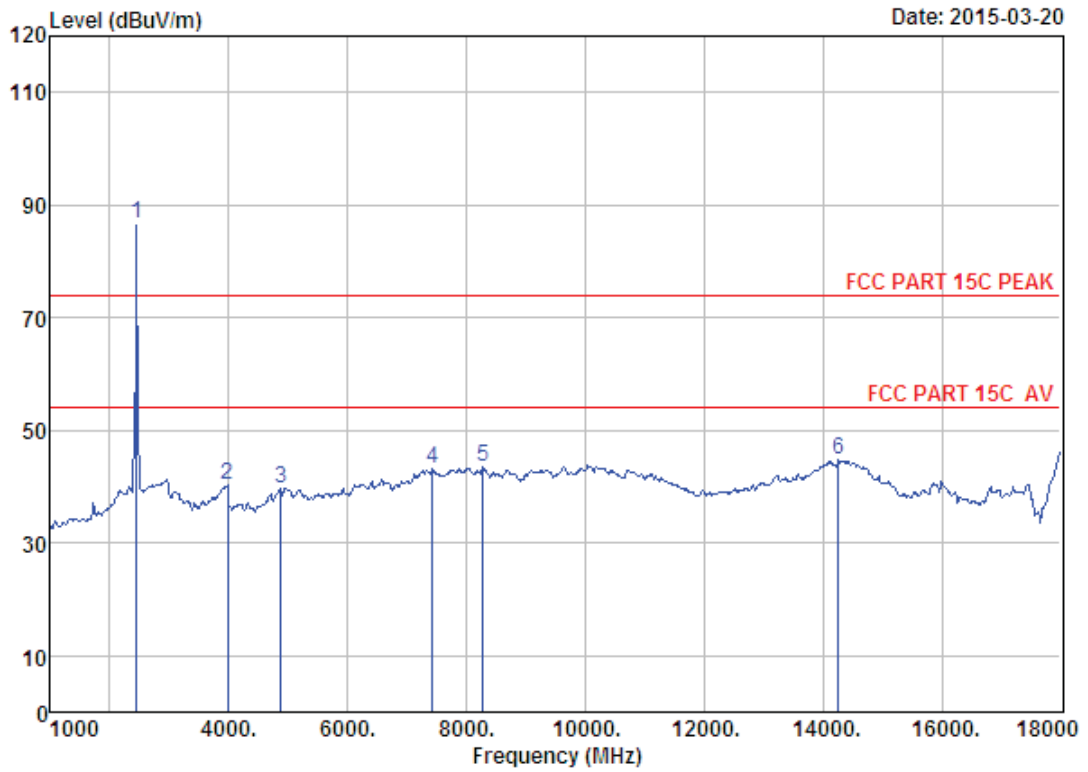
Remarks: 1. Emission Level= Antenna Factor + Cable Loss - Amp Factor + Reading.
 2. The emission levels that are 20dB below the official limit are not reported.



Site no. : 1# 966 chamber Data no. : 287
 Dis. / Ant. : 3m ANI 1-18G Ant. pol. : VERTICAL
 Limit : FCC PART 15C PEAK
 Env. / Ins. : Temp:23.6';Humi:56%;Press:101.52kPa
 Engineer : Tony
 EUI : Car Multimedia Player
 Power : DC 12V
 M/N : VX7012
 Test Mode : 8-DPSK TX 2402MHz

	Freq. (MHz)	Ant. Factor (dB/m)	Cable Loss (dB)	Amp Factor (dB)	Reading (dBuV)	Emission Level (dBuV/m)	Limits (dBuV/m)	Margin (dB)	Remark
1	2402.00	27.61	6.62	34.18	85.63	85.68	74.00	-11.68	Peak
2	4128.00	29.85	10.76	32.10	35.80	44.31	74.00	29.69	Peak
3	7392.00	36.57	11.59	31.97	29.68	45.87	74.00	28.13	Peak
4	8004.00	37.01	11.40	31.22	28.71	45.90	74.00	28.10	Peak
5	8701.00	37.35	11.45	32.47	29.77	46.10	74.00	27.90	Peak
6	15314.00	38.74	11.01	36.31	33.12	46.56	74.00	27.44	Peak

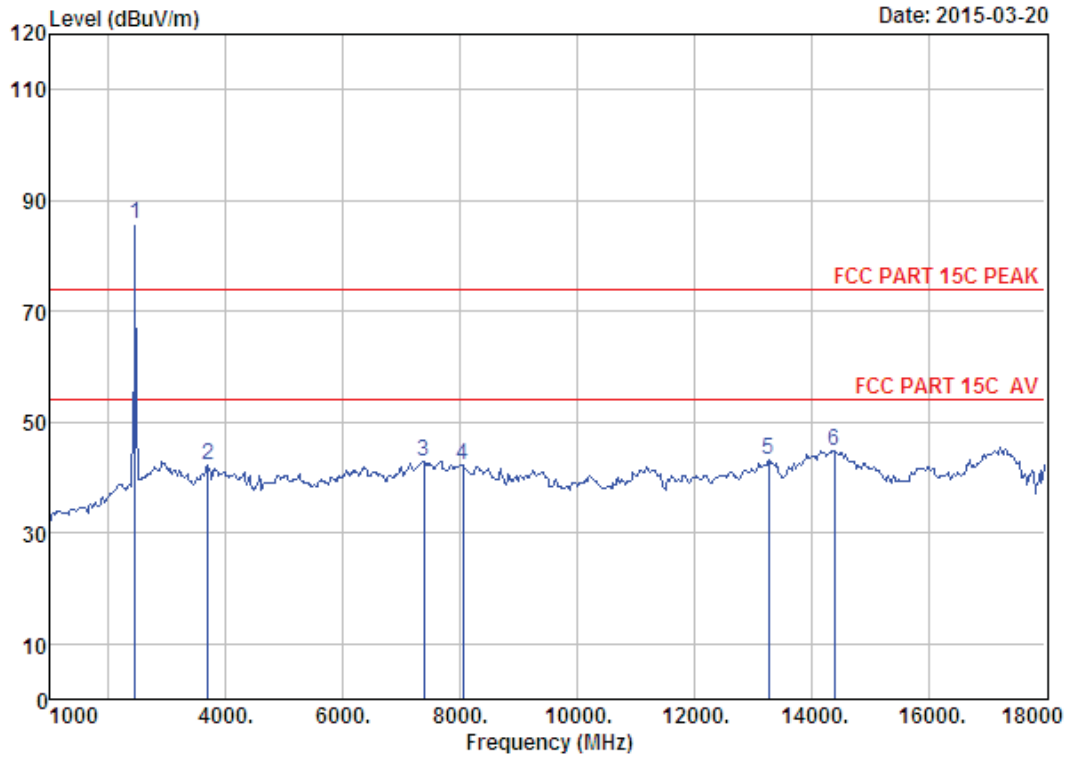
Remarks: 1. Emission Level= Antenna Factor + Cable Loss - Amp Factor + Reading.
 2. The emission levels that are 20dB below the official limit are not reported.



Site no. : 1# 966 chamber Data no. : 288
 Dis. / Ant. : 3m ANT 1-18G Ant. pol. : HORIZONTAL
 Limit : FCC PART 15C PEAK
 Env. / Ins. : Temp:23.6';Humi:56%;Press:101.52kPa
 Engineer : Tony
 EUT : Car Multimedia Player
 Power : DC 12V
 M/N : VX7012
 Test Mode : 8-DPSK TX 2441MHz

	Freq. (MHz)	Ant. Factor (dB/m)	Cable Loss (dB)	Amp Factor (dB)	Reading (dBUV)	Emission Level (dBUV/m)	Limits (dBUV/m)	Margin (dB)	Remark
1	2441.00	27.60	6.67	34.12	86.53	86.68	74.00	-12.68	Peak
2	3975.00	29.60	10.81	32.39	32.26	40.28	74.00	33.72	Peak
3	4876.00	31.37	12.07	31.90	28.13	39.67	74.00	34.33	Peak
4	7426.00	36.56	11.60	31.95	26.94	43.15	74.00	30.85	Peak
5	8276.00	36.67	11.43	31.55	27.11	43.66	74.00	30.34	Peak
6	14260.00	41.68	10.92	33.19	25.52	44.93	74.00	29.07	Peak

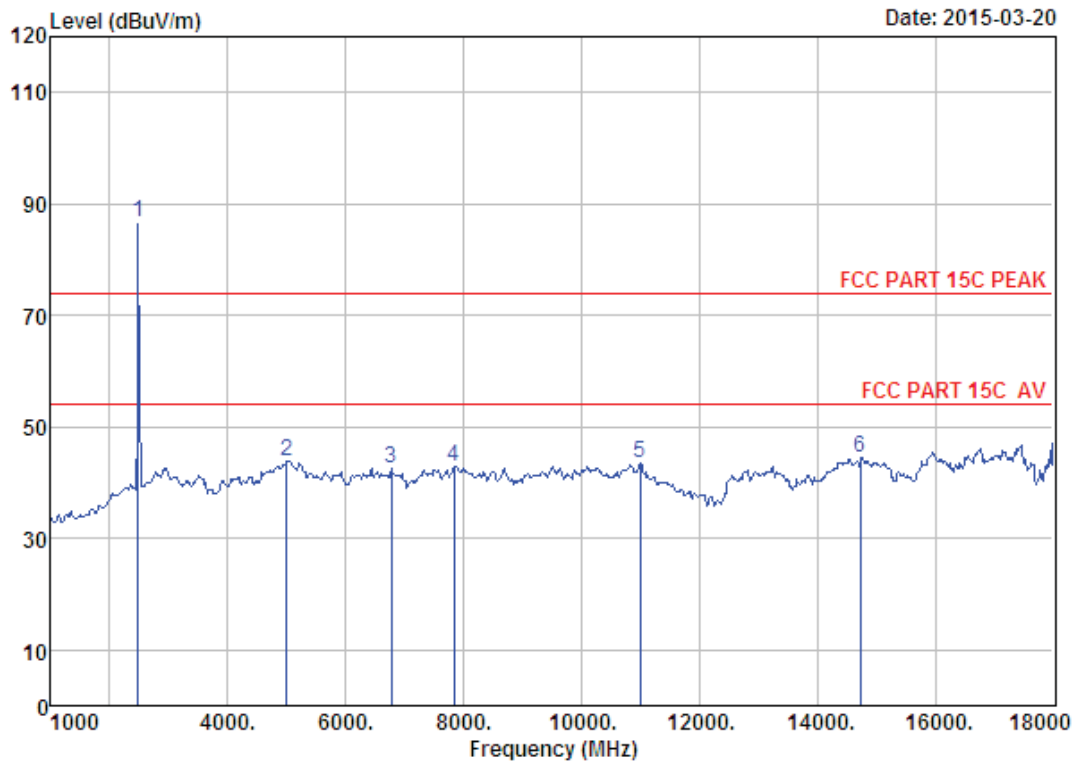
Remarks: 1. Emission Level= Antenna Factor + Cable Loss - Amp Factor + Reading.
 2. The emission levels that are 20dB below the official limit are not reported.



Site no. : 1# 966 chamber Data no. : 289
 Dis. / Ant. : 3m ANT 1-18G Ant. pol. : VERTICAL
 Limit : FCC PART 15C PEAK
 Env. / Ins. : Temp:23.6';Humi:56%;Press:101.52kPa
 Engineer : Tony
 EUT : Car Multimedia Player
 Power : DC 12V
 M/N : VX7012
 Test Mode : 8-DPSK TX 2441MHz

	Freq. (MHz)	Ant. Factor (dB/m)	Cable Loss (dB)	Amp Factor (dB)	Reading (dBuV)	Emission Level (dBuV/m)	Limits (dBuV/m)	Margin (dB)	Remark
1	2441.00	27.60	6.67	34.12	85.54	85.69	74.00	-11.69	Peak
2	3686.00	28.87	9.52	32.69	36.56	42.26	74.00	31.74	Peak
3	7375.00	36.57	11.59	31.98	26.83	43.01	74.00	30.99	Peak
4	8055.00	36.91	11.41	31.31	25.33	42.34	74.00	31.66	Peak
5	13274.00	39.54	11.47	34.79	26.98	43.20	74.00	30.80	Peak
6	14396.00	41.79	10.92	32.83	24.87	44.75	74.00	29.25	Peak

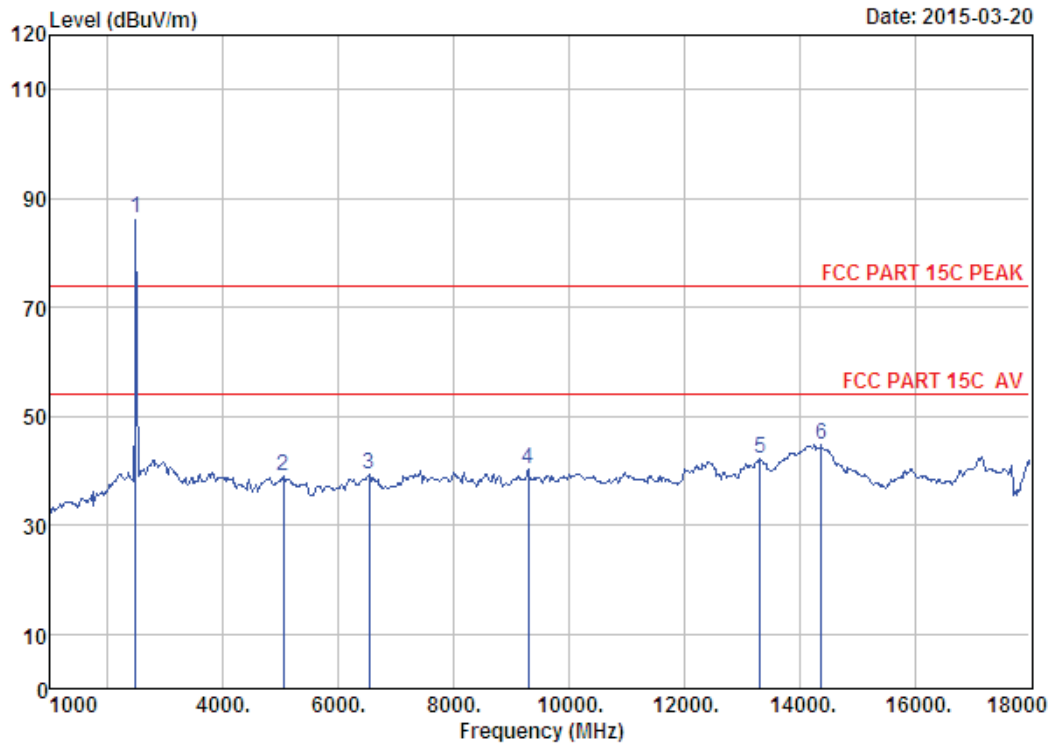
Remarks: 1. Emission Level= Antenna Factor + Cable Loss - Amp Factor + Reading.
 2. The emission levels that are 20dB below the official limit are not reported.



Site no. : 1# 966 chamber Data no. : 290
 Dis. / Ant. : 3m ANT 1-18G Ant. pol. : VERTICAL
 Limit : FCC PART 15C PEAK
 Env. / Ins. : Temp:23.6';Humi:56%;Press:101.52kPa
 Engineer : Tony
 EUT : Car Multimedia Player
 Power : DC 12V
 M/N : VX7012
 Test Mode : 8-DPSK TX 2480MHz

	Freq. (MHz)	Ant. Factor (dB/m)	Cable Loss (dB)	Amp Factor (dB)	Reading (dBUV)	Emission Level (dBUV/m)	Limits (dBUV/m)	Margin (dB)	Remark
1	2480.00	27.58	6.71	34.03	86.42	86.68	74.00	-12.68	Peak
2	4995.00	31.54	12.59	32.00	31.79	43.92	74.00	30.08	Peak
3	6780.00	34.52	11.82	32.31	28.57	42.60	74.00	31.40	Peak
4	7834.00	36.68	11.47	31.40	26.25	43.00	74.00	31.00	Peak
5	10996.00	39.52	11.29	33.65	26.44	43.60	74.00	30.40	Peak
6	14736.00	41.12	10.90	33.91	26.51	44.62	74.00	29.38	Peak

Remarks: 1. Emission Level= Antenna Factor + Cable Loss - Amp Factor + Reading.
 2. The emission levels that are 20dB below the official limit are not reported.

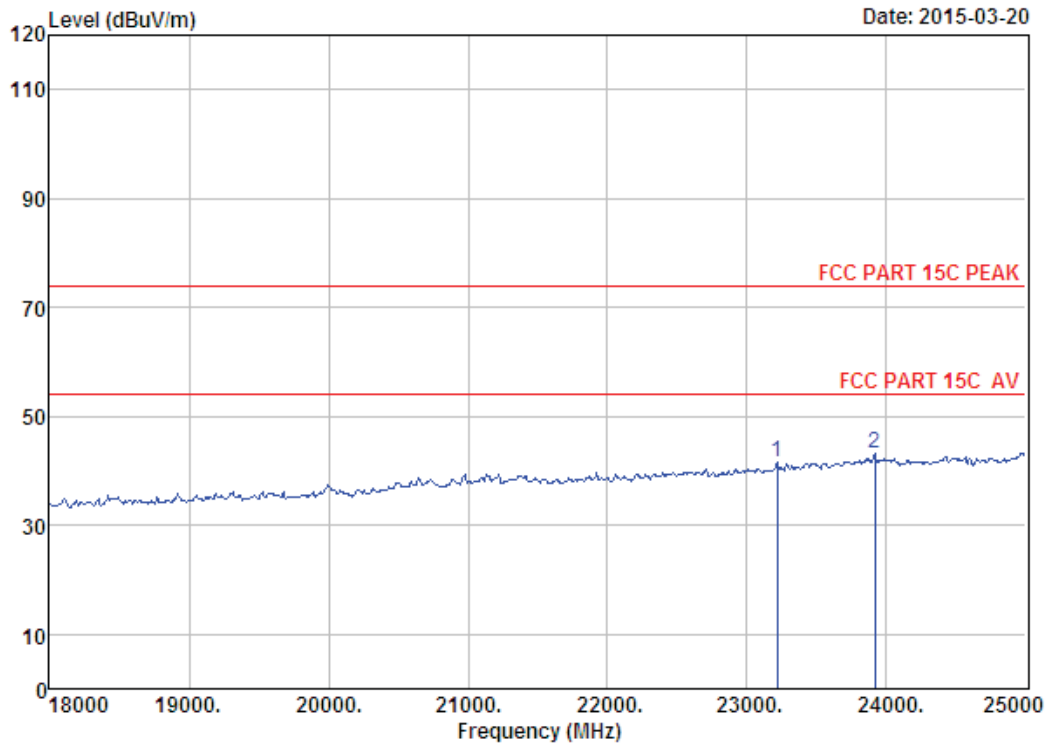


Site no. : 1# 966 chamber Data no. : 291
 Dis. / Ant. : 3m ANT 1-18G Ant. pol. : HORIZONTAL
 Limit : FCC PART 15C PEAK
 Env. / Ins. : Temp:23.6';Humi:56%;Press:101.52kPa
 Engineer : Tony
 EUT : Car Multimedia Player
 Power : DC 12V
 M/N : VX7012
 Test Mode : 8-DPSK TX 2480MHz

	Freq. (MHz)	Ant. Factor (dB/m)	Cable Loss (dB)	Amp Factor (dB)	Reading (dBuV)	Emission Level (dBuV/m)	Limits (dBuV/m)	Margin (dB)	Remark
1	2480.00	27.58	6.71	34.03	86.18	86.44	74.00	-12.44	Peak
2	5046.00	31.57	12.53	32.08	27.02	39.04	74.00	34.96	Peak
3	6525.00	34.29	12.20	32.06	25.00	39.43	74.00	34.57	Peak
4	9296.00	37.91	11.61	32.18	23.04	40.38	74.00	33.62	Peak
5	13325.00	39.66	11.48	34.89	25.94	42.19	74.00	31.81	Peak
6	14379.00	41.77	10.92	32.88	25.07	44.88	74.00	29.12	Peak

Remarks: 1. Emission Level= Antenna Factor + Cable Loss - Amp Factor + Reading.
 2. The emission levels that are 20dB below the official limit are not reported.

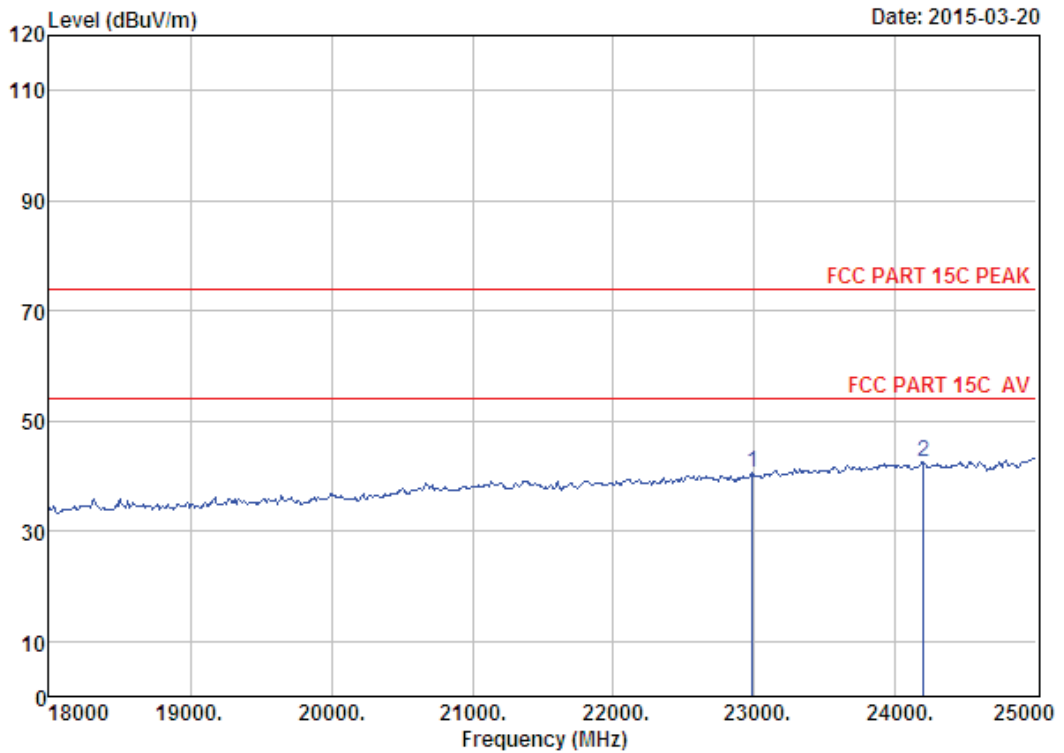
18000MHz – 25000MHz



Site no. : 1# 966 chamber Data no. : 292
 Dis. / Ant. : 3m ANT ABOVE 18G Ant. pol. : HORIZONTAL
 Limit : FCC PART 15C PEAK
 Env. / Ins. : Temp:23.6';Humi:56%;Press:101.52kPa
 Engineer : Tony
 EUT : Car Multimedia Player
 Power : DC 12V
 M/N : VX7012
 Test Mode : GFSK TX 2402MHz

	Freq. (MHz)	Ant. Factor (dB/m)	Cable Loss (dB)	Amp Factor (dB)	Reading (dBuV)	Emission Level (dBuV/m)	Limit (dBuV/m)	Margin (dB)	Remark
1	23215.00	45.64	21.34	33.61	8.17	41.54	74.00	32.46	Peak
2	23915.00	45.62	21.97	32.88	8.37	43.08	74.00	30.92	Peak

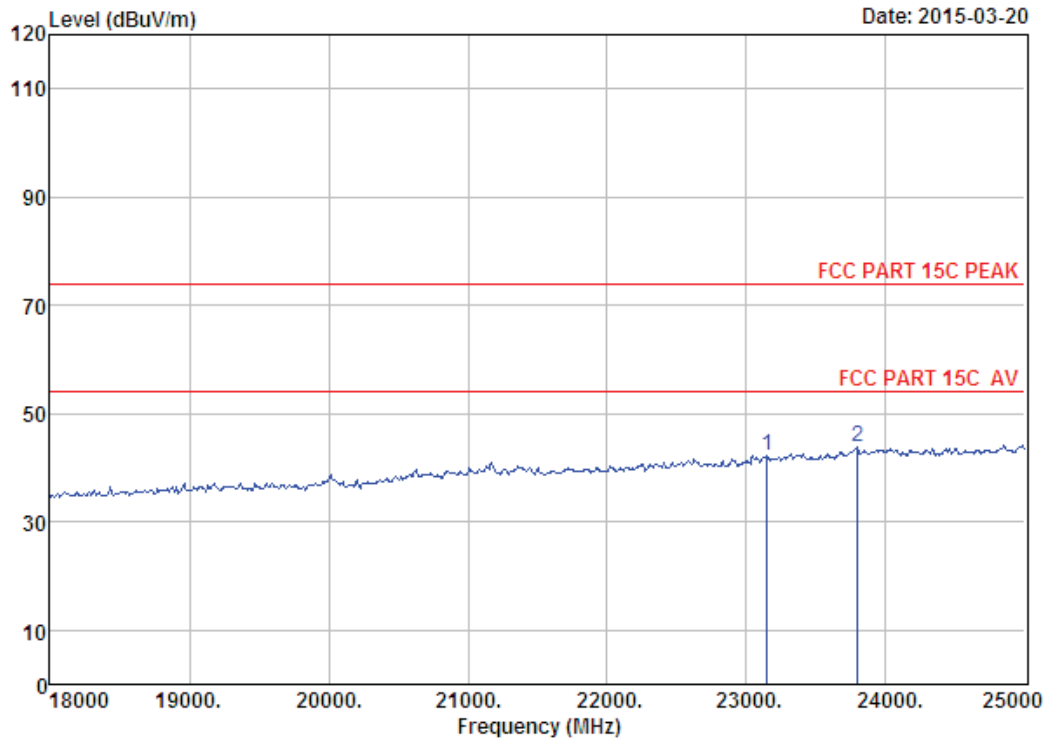
Remarks: 1. Emission Level= Antenna Factor + Cable Loss - Amp Factor + Reading.
 2. The emission levels that are 20dB below the official limit are not reported.



Site no. : 1# 966 chamber Data no. : 293
 Dis. / Ant. : 3m ANT ABOVE 18G Ant. pol. : VERTICAL
 Limit : FCC PART 15C PEAK
 Env. / Ins. : Temp:23.6';Humi:56%;Press:101.52kPa
 Engineer : Tony
 EUT : Car Multimedia Player
 Power : DC 12V
 M/N : VX7012
 Test Mode : GFSK TX 2402MHz

	Freq. (MHz)	Ant. Factor (dB/m)	Cable Loss (dB)	Amp Factor (dB)	Reading (dBuV)	Emission Level (dBuV/m)	Limits (dBuV/m)	Margin (dB)	Remark
1	22984.00	45.60	21.14	33.88	7.74	40.60	74.00	33.40	Peak
2	24195.00	45.64	22.15	33.11	7.95	42.63	74.00	31.37	Peak

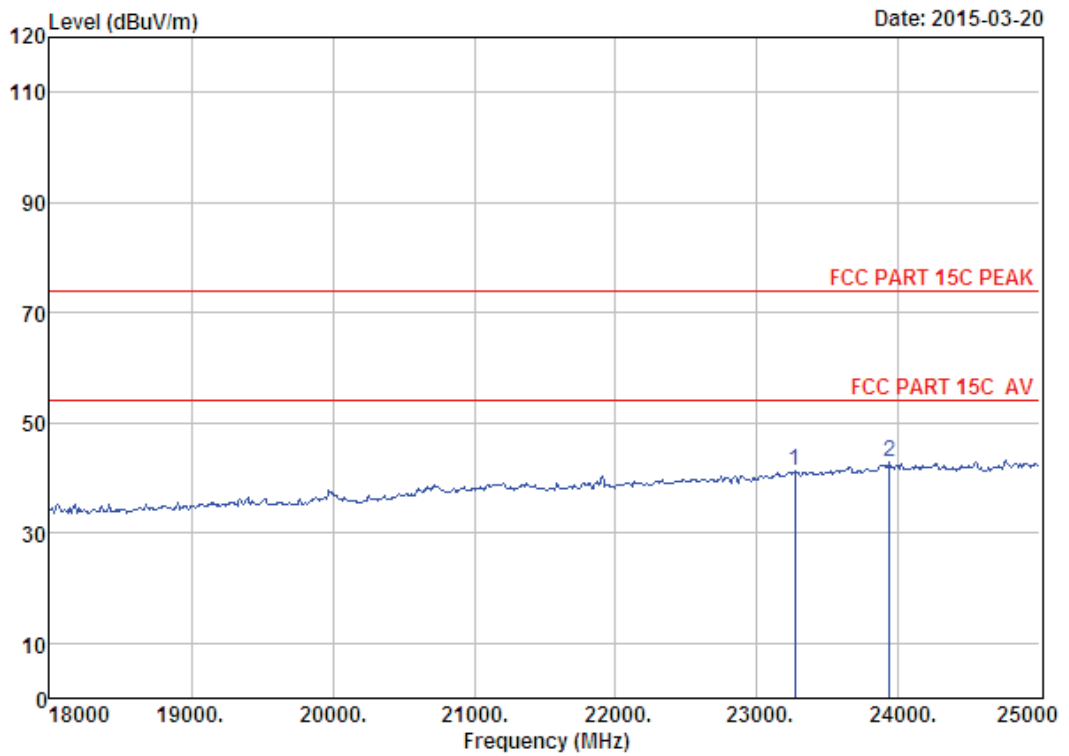
Remarks: 1. Emission Level= Antenna Factor + Cable Loss - Amp Factor + Reading.
 2. The emission levels that are 20dB below the official limit are not reported.



Site no. : 1# 966 chamber Data no. : 294
 Dis. / Ant. : 3m ANT ABOVE 18G Ant. pol. : VERTICAL
 Limit : FCC PART 15C PEAK
 Env. / Ins. : Temp:23.6°;Humi:56%;Press:101.52kPa
 Engineer : Tony
 EUT : Car Multimedia Player
 Power : DC 12V
 M/N : VX7012
 Test Mode : GFSK TX 2441MHz

	Freq. (MHz)	Ant. Factor (dB/m)	Cable Loss (dB)	Amp Factor (dB)	Reading (dBuV)	Emission Level (dBuV/m)	Limits (dBuV/m)	Margin (dB)	Remark
1	23145.00	45.63	21.28	33.69	9.05	42.27	74.00	31.73	Peak
2	23796.00	45.64	21.86	33.01	9.40	43.89	74.00	30.11	Peak

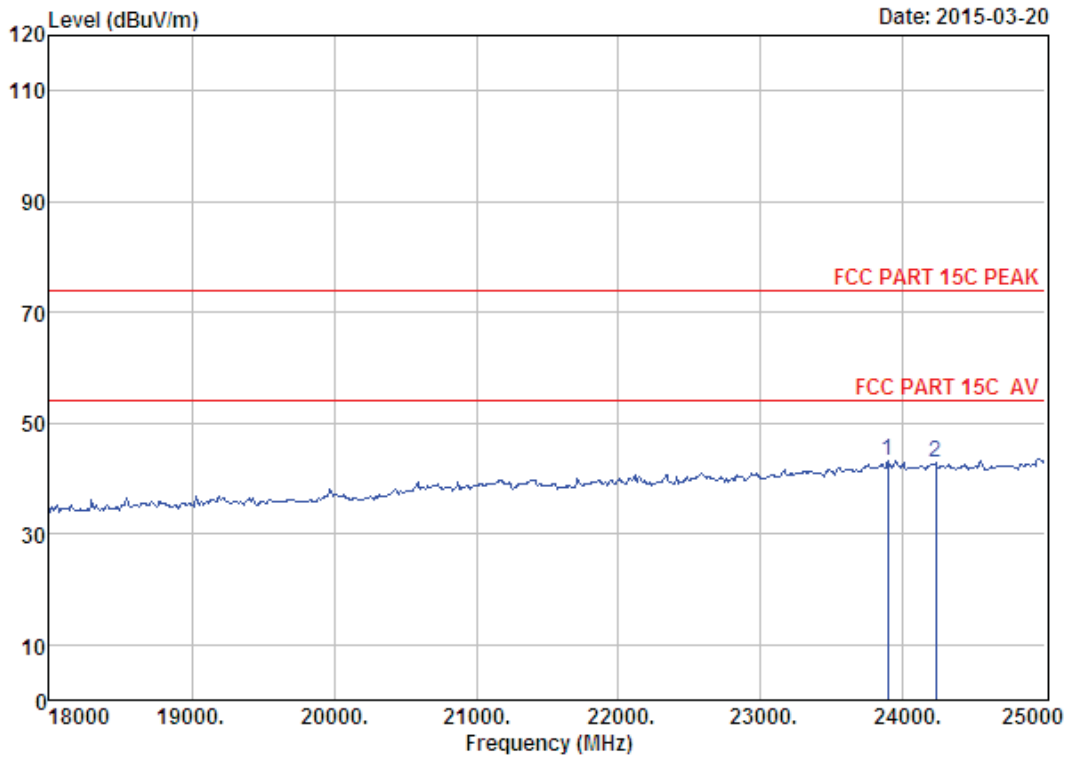
Remarks: 1. Emission Level= Antenna Factor + Cable Loss - Amp Factor + Reading.
 2. The emission levels that are 20dB below the official limit are not reported.



Site no. : 1# 966 chamber Data no. : 295
 Dis. / Ant. : 3m ANT ABOVE 18G Ant. pol. : HORIZONTAL
 Limit : FCC PART 15C PEAK
 Env. / Ins. : Temp:23.6';Humi:56%;Press:101.52kPa
 Engineer : Tony
 EUT : Car Multimedia Player
 Power : DC 12V
 M/N : VX7012
 Test Mode : GFSK TX 2441MHz

	Freq. (MHz)	Ant. Factor (dB/m)	Cable Loss (dB)	Amp Factor (dB)	Reading (dBuV)	Emission Level (dBuV/m)	Limits (dBuV/m)	Margin (dB)	Remark
1	23264.00	45.65	21.39	33.56	7.67	41.15	74.00	32.85	Peak
2	23936.00	45.61	21.99	32.88	8.10	42.82	74.00	31.18	Peak

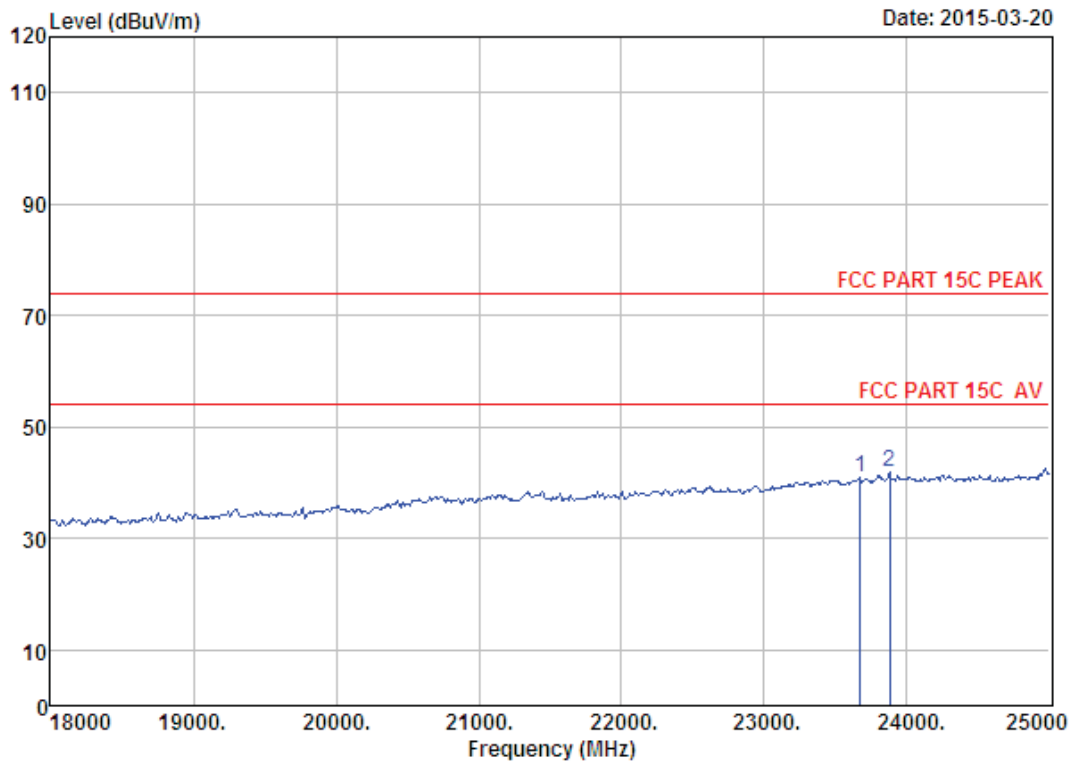
Remarks: 1. Emission Level= Antenna Factor + Cable Loss - Amp Factor + Reading.
 2. The emission levels that are 20dB below the official limit are not reported.



Site no. : 1# 966 chamber Data no. : 296
 Dis. / Ant. : 3m ANT ABOVE 18G Ant. pol. : HORIZONTAL
 Limit : FCC PART 15C PEAK
 Env. / Ins. : Temp:23.6';Humi:56%;Press:101.52kPa
 Engineer : Tony
 EUT : Car Multimedia Player
 Power : DC 12V
 M/N : VX7012
 Test Mode : GFSK TX 2480MHz

	Freq. (MHz)	Ant. Factor (dB/m)	Cable Loss (dB)	Amp Factor (dB)	Reading (dBuV)	Emission Level (dBuV/m)	Limits (dBuV/m)	Margin (dB)	Remark
1	23894.00	45.62	21.95	32.90	8.41	43.08	74.00	30.92	Peak
2	24230.00	45.65	22.17	33.15	8.35	43.02	74.00	30.98	Peak

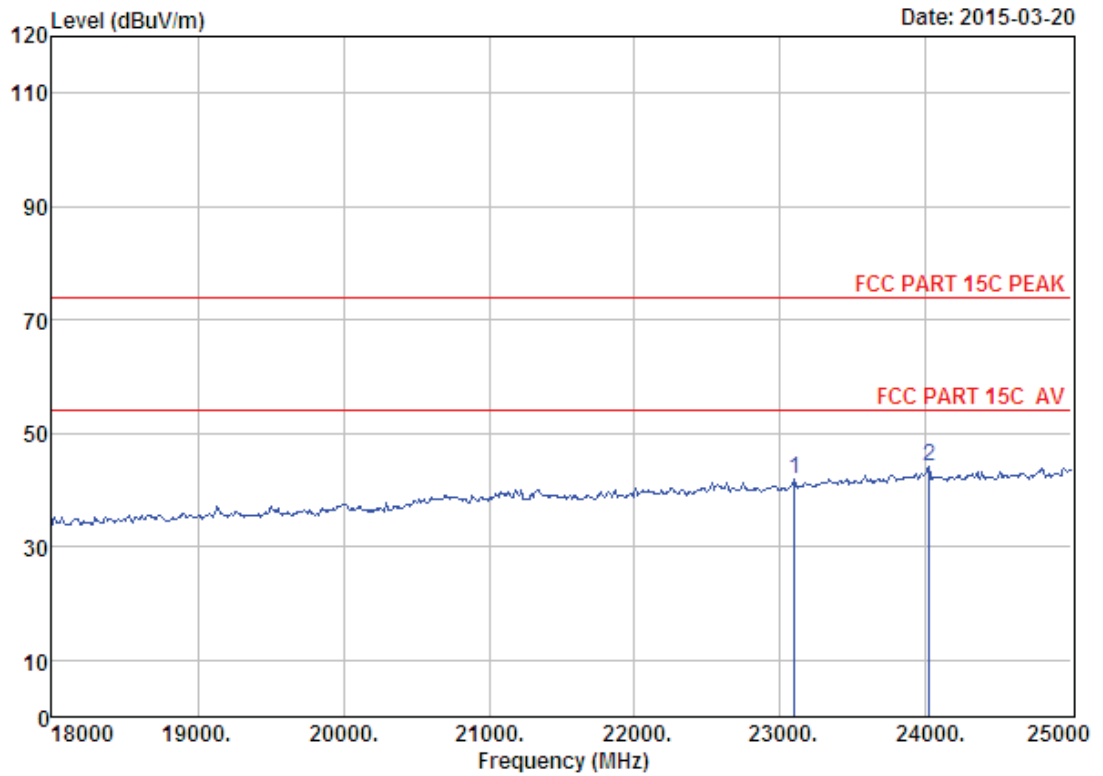
Remarks: 1. Emission Level= Antenna Factor + Cable Loss - Amp Factor + Reading.
 2. The emission levels that are 20dB below the official limit are not reported.



Site no. : 1# 966 chamber Data no. : 297
 Dis. / Ant. : 3m ANT ABOVE 18G Ant. pol. : VERTICAL
 Limit : FCC PART 15C PEAK
 Env. / Ins. : Temp:23.6';Humi:56%;Press:101.52kPa
 Engineer : Tony
 EUT : Car Multimedia Player
 Power : DC 12V
 M/N : VX7012
 Test Mode : GFSK TX 2480MHz

	Freq. (MHz)	Ant. Factor (dB/m)	Cable Loss (dB)	Amp Factor (dB)	Reading (dBuV)	Emission Level (dBuV/m)	Limits (dBuV/m)	Margin (dB)	Remark
1	23670.00	45.67	21.75	33.14	6.63	40.91	74.00	33.09	Peak
2	23880.00	45.63	21.94	32.93	7.37	42.01	74.00	31.99	Peak

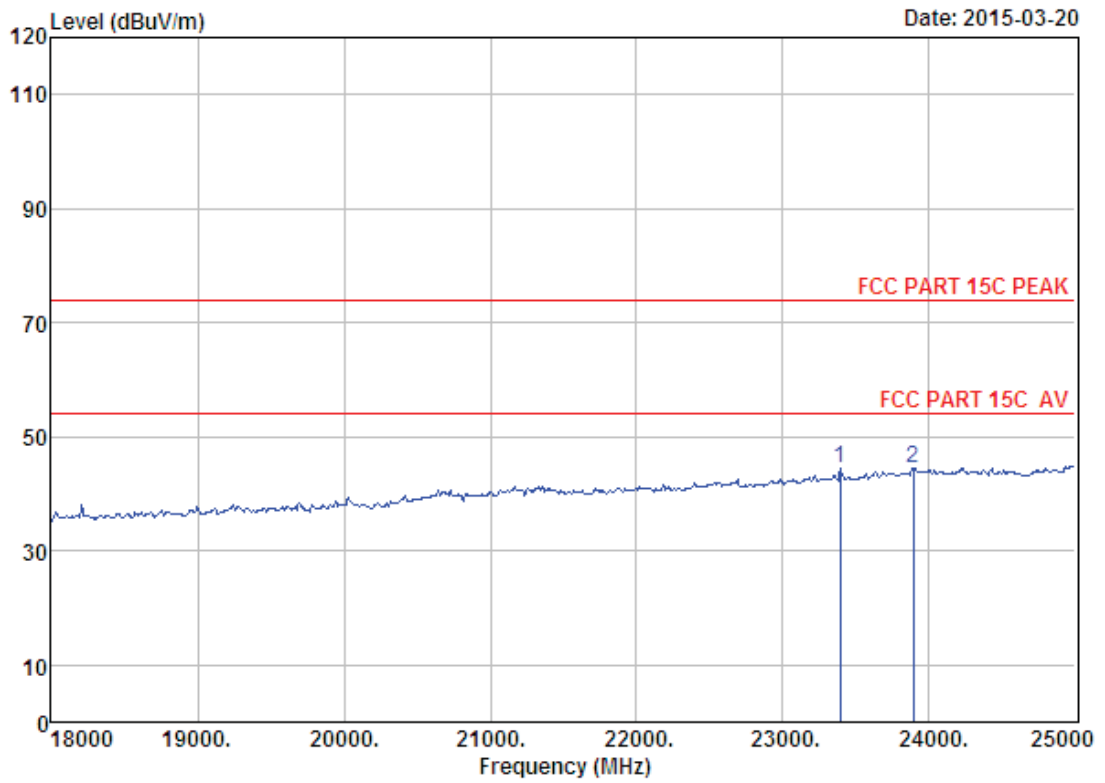
Remarks: 1. Emission Level= Antenna Factor + Cable Loss - Amp Factor + Reading.
 2. The emission levels that are 20dB below the official limit are not reported.



Site no. : 1# 966 chamber Data no. : 298
 Dis. / Ant. : 3m ANT ABOVE 18G Ant. pol. : VERTICAL
 Limit : FCC PART 15C PEAK
 Env. / Ins. : Temp:23.6';Humi:56%;Press:101.52kPa
 Engineer : Tony
 EUT : Car Multimedia Player
 Power : DC 12V
 M/N : VX7012
 Test Mode : 8-DPSK TX 2402MHz

	Freq. (MHz)	Ant. Factor (dB/m)	Cable Loss (dB)	Amp Factor (dB)	Reading (dBuV)	Emission Level (dBuV/m)	Limits (dBuV/m)	Margin (dB)	Remark
1	23096.00	45.62	21.23	33.74	8.72	41.83	74.00	32.17	Peak
2	24020.00	45.60	22.06	32.84	9.20	44.02	74.00	29.98	Peak

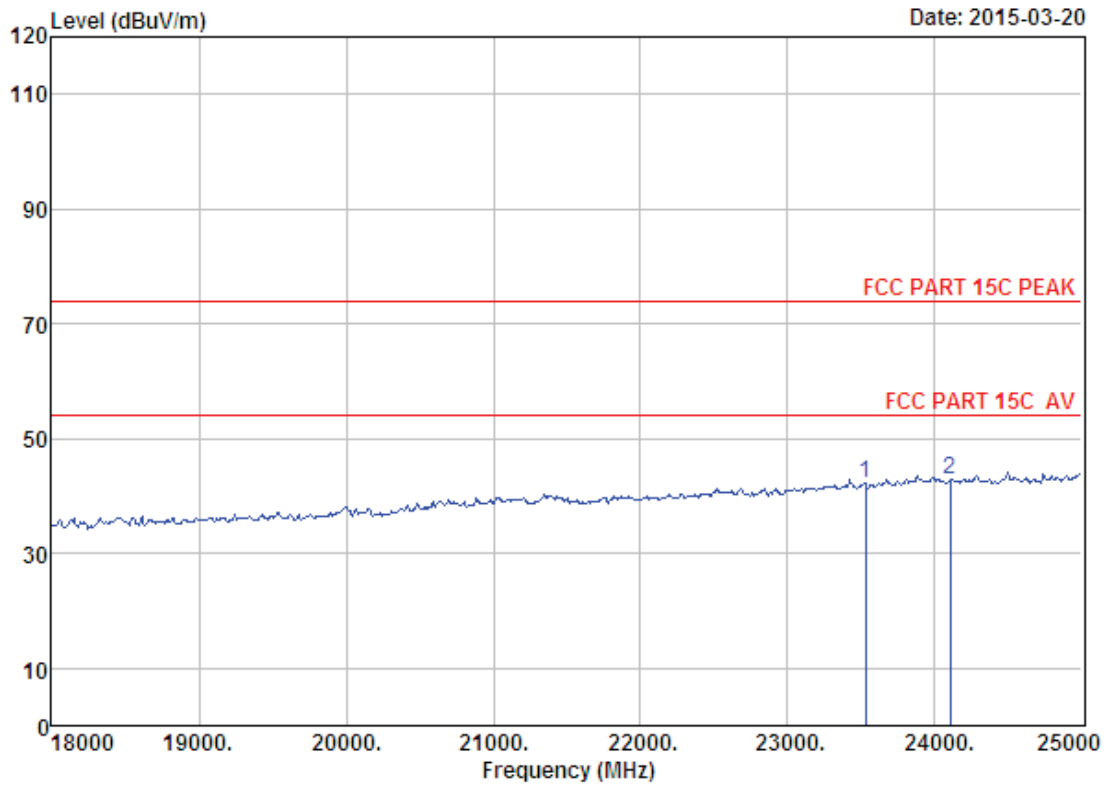
Remarks: 1. Emission Level= Antenna Factor + Cable Loss - Amp Factor + Reading.
 2. The emission levels that are 20dB below the official limit are not reported.



Site no. : 1# 966 chamber Data no. : 299
 Dis. / Ant. : 3m ANT ABOVE 18G Ant. pol. : HORIZONTAL
 Limit : FCC PART 15C PEAK
 Env. / Ins. : Temp:23.6';Humi:56%;Press:101.52kPa
 Engineer : Tony
 EUT : Car Multimedia Player
 Power : DC 12V
 M/N : VX7012
 Test Mode : 8-DPSK TX 2402MHz

	Freq. (MHz)	Ant. Factor (dB/m)	Cable Loss (dB)	Amp Factor (dB)	Reading (dBuV)	Emission Level (dBuV/m)	Limits (dBuV/m)	Margin (dB)	Remark
1	23390.00	45.68	21.50	33.43	10.58	44.33	74.00	29.67	Peak
2	23894.00	45.62	21.95	32.90	9.97	44.64	74.00	29.36	Peak

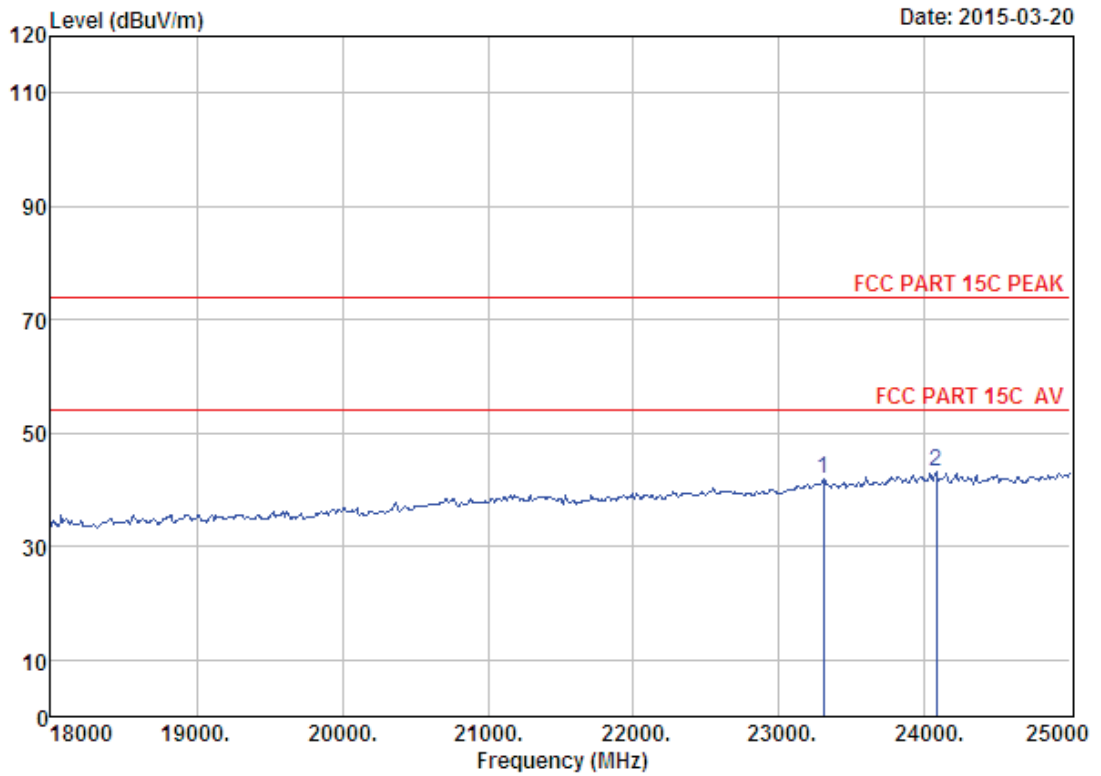
Remarks: 1. Emission Level= Antenna Factor + Cable Loss - Amp Factor + Reading.
 2. The emission levels that are 20dB below the official limit are not reported.



Site no. : 1# 966 chamber Data no. : 300
 Dis. / Ant. : 3m ANT ABOVE 18G Ant. pol. : HORIZONTAL
 Limit : FCC PART 15C PEAK
 Env. / Ins. : Temp:23.6';Humi:56%;Press:101.52kPa
 Engineer : Tony
 EUT : Car Multimedia Player
 Power : DC 12V
 M/N : VX7012
 Test Mode : 8-DPSK TX 2441MHz

	Freq. (MHz)	Ant. Factor (dB/m)	Cable Loss (dB)	Amp Factor (dB)	Reading (dBuV)	Emission Level (dBuV/m)	Limits (dBuV/m)	Margin (dB)	Remark
1	23530.00	45.70	21.62	33.30	8.32	42.34	74.00	31.66	Peak
2	24104.00	45.62	22.10	32.95	8.17	42.94	74.00	31.06	Peak

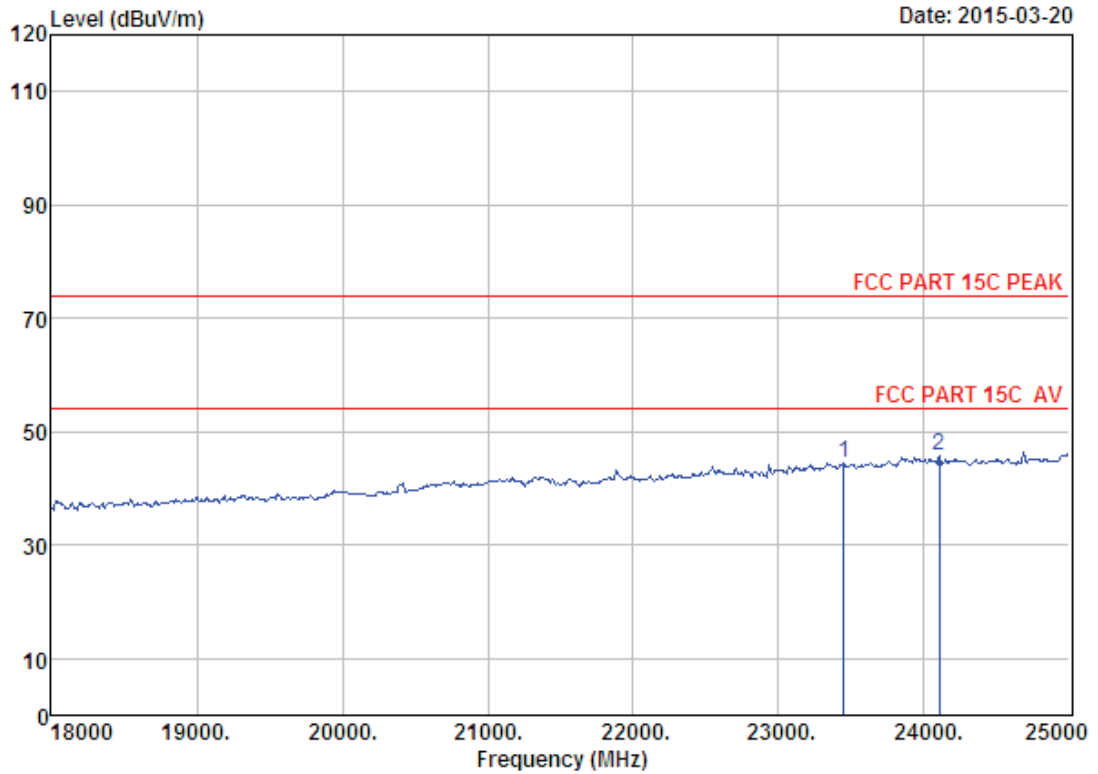
Remarks: 1. Emission Level= Antenna Factor + Cable Loss - Amp Factor + Reading.
 2. The emission levels that are 20dB below the official limit are not reported.



Site no. : 1# 966 chamber Data no. : 302
 Dis. / Ant. : 3m ANT ABOVE 18G Ant. pol. : VERTICAL
 Limit : FCC PART 15C PEAK
 Env. / Ins. : Temp:23.6';Humi:56%;Press:101.52kPa
 Engineer : Tony
 EUT : Car Multimedia Player
 Power : DC 12V
 M/N : VX7012
 Test Mode : 8-DPSK TX 2480MHz

	Freq. (MHz)	Ant. Factor (dB/m)	Cable Loss (dB)	Amp Factor (dB)	Reading (dBUV)	Emission Level (dBUV/m)	Limits (dBUV/m)	Margin (dB)	Remark
1	23306.00	45.66	21.43	33.53	8.49	42.05	74.00	31.95	Peak
2	24076.00	45.61	22.09	32.92	8.36	43.14	74.00	30.86	Peak

Remarks: 1. Emission Level= Antenna Factor + Cable Loss - Amp Factor + Reading.
 2. The emission levels that are 20dB below the official limit are not reported.



Site no. : 1# 966 chamber Data no. : 303
 Dis. / Ant. : 3m ANT ABOVE 18G Ant. pol. : HORIZONTAL
 Limit : FCC PART 15C PEAK
 Env. / Ins. : Temp:23.6';Humi:56%;Press:101.52kPa
 Engineer : Tony
 EUT : Car Multimedia Player
 Power : DC 12V
 M/N : VX7012
 Test Mode : 8-DPSK TX 2480MHz

	Freq. (MHz)	Ant. Factor (dB/m)	Cable Loss (dB)	Amp Factor (dB)	Reading (dBuV)	Emission Level (dBuV/m)	Limits (dBuV/m)	Margin (dB)	Remark
1	23446.00	45.69	21.55	33.38	10.49	44.35	74.00	29.65	Peak
2	24104.00	45.62	22.10	32.95	11.00	45.77	74.00	28.23	Peak

Remarks: 1. Emission Level= Antenna Factor + Cable Loss - Amp Factor + Reading.
 2. The emission levels that are 20dB below the official limit are not reported.

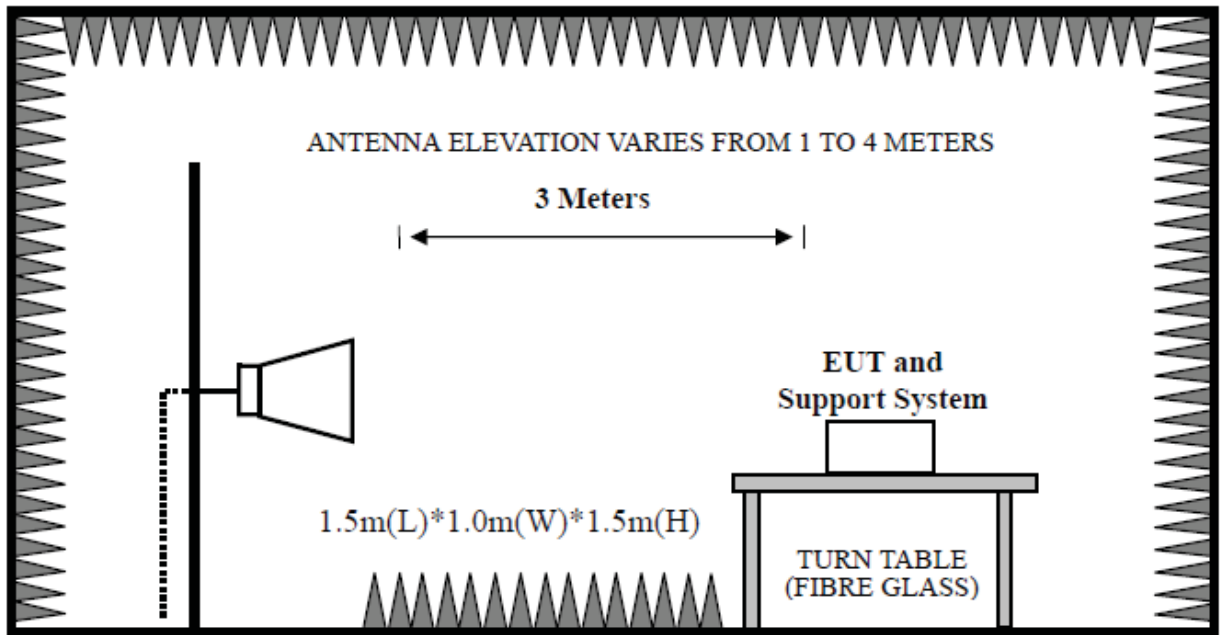
9. BAND EDGE COMPLIANCE

9.1. Limit

All the lower and upper band-edges emissions appearing within 2310MHz to 2390MHz and 2483.5MHz to 2500MHz restricted frequency bands shall not exceed the limits shown in 15.209, all the other emissions outside operation frequency band 2400MHz to 2483.5MHz shall be at least 20dB below the fundamental emissions, or comply with 15.209 limits.

9.2. Block Diagram of Test setup

Above 1GHz



9.3. Test Procedure

EUT was placed on a turn table, which is 1.5 meter high above ground. The turn table can rotate 360 degrees to determine the position of the maximum emission level. Power on the EUT and let it working in test mode, then test it. EUT is set 3 meters away from the receiving antenna, which is mounted on a antenna tower. The antenna can be moved up and down between 1 meter and 4 meters to find out the maximum emission level. Both horizontal and vertical polarization of the antenna are set on test.

Set the spectrum analyzer in the following setting in order to capture the lower and upper band-edges of emissions

(a) Peak : RBW = 1MHz, VBW = 1MHz, Detector=PEAK detector, Sweep time = auto

(b) AV : RBW = 1MHz, VBW = 10Hz, Detector=PEAK detector, Sweep time = auto .

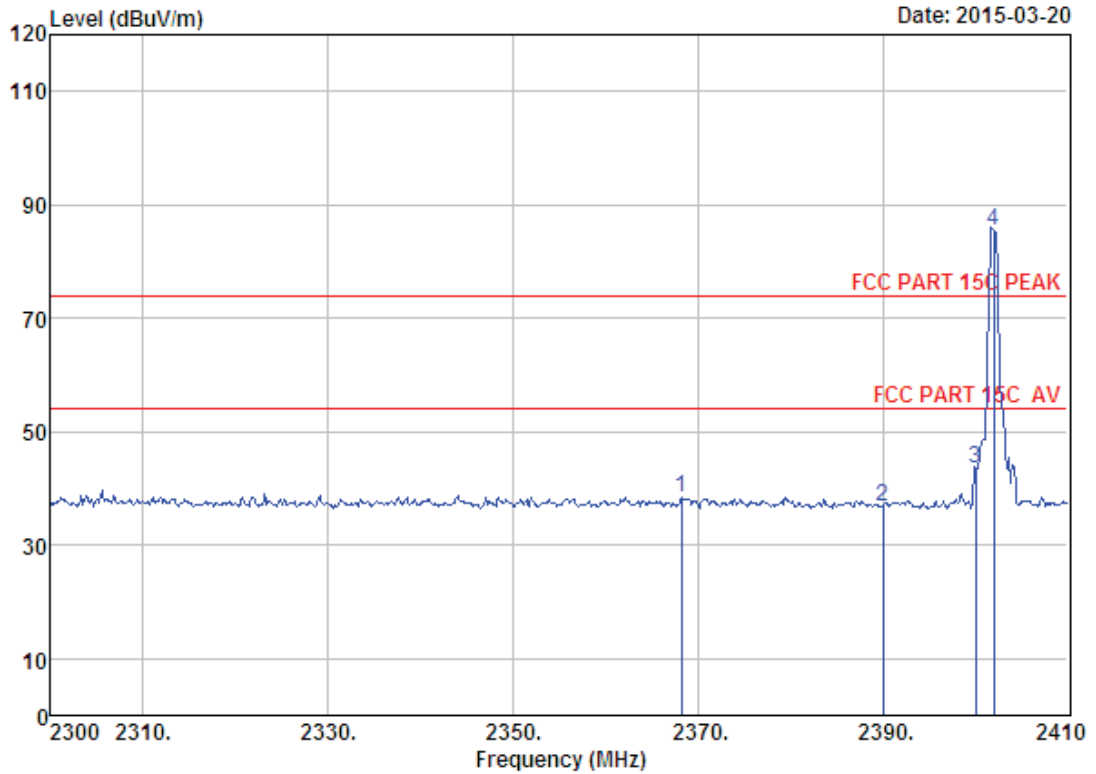
9.4. Test Result

EUT: Car Multimedia Player M/N: VX7012
Power: DC 12V
Test date: 2015-03-20~23 Test site: 3m Chamber Tested by: Tony Tang
Test mode: Tx Mode (Hopping On & No Hopping)
Pass

Note: 1、 For emissions above 1GHz, if peak level comply with average limit, then the average level is deemed to comply with average limit.

2、 The frequency 2402MHz 、2441MHz and 2480MHz is fundamental frequency which no limit, the limit on plots is automatically generated by the software, it's not fundamental limit, we can't remove it.

9.5. Test Data

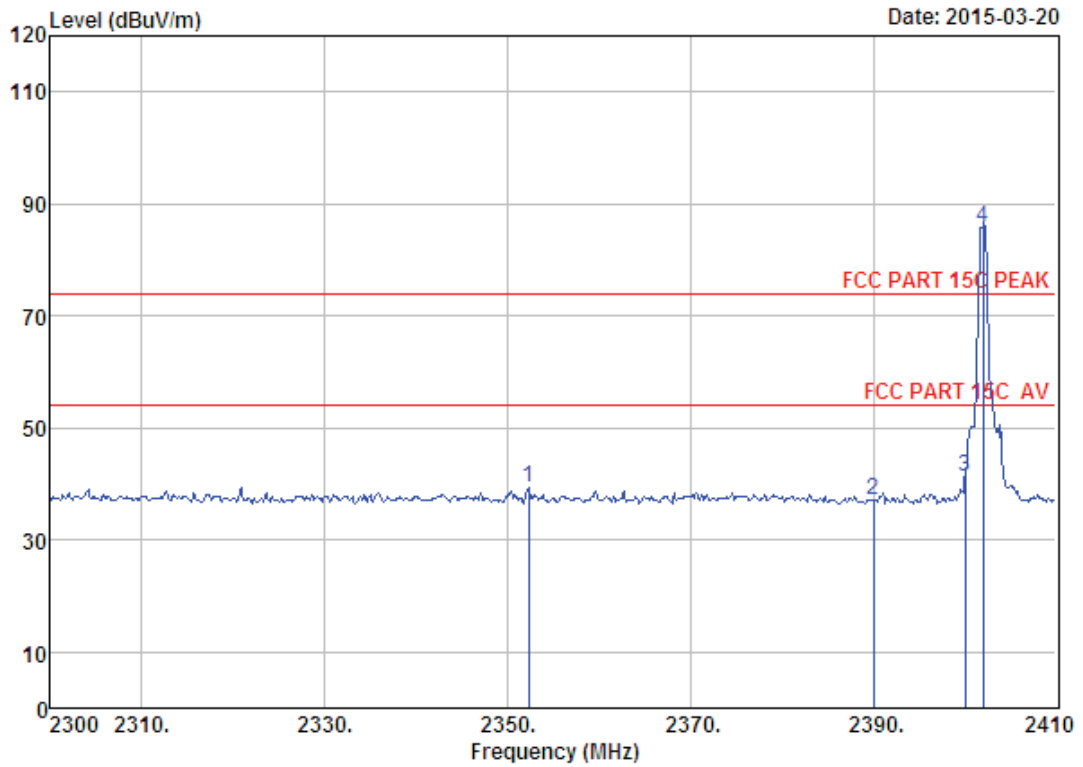


```

Site no.       : 1# 966 chamber           Data no.  : 304
Dis. / Ant.   : 3m ANT 1-18G           Ant. pol. : HORIZONTAL
Limit         : FCC PART 15C PEAK
Env. / Ins.   : Temp:23.6';Humi:56%;Press:101.52kPa
Engineer      : Tony
EUT           : Car Multimedia Player
Power         : DC 12V
M/N           : VX7012
Test Mode     : GFSK TX 2402MHz (No Hopping)
    
```

	Freq. (MHz)	Ant. Factor (dB/m)	Cable Loss (dB)	Amp Factor (dB)	Reading (dBUV)	Emission Level (dBUV/m)	Limits (dBUV/m)	Margin (dB)	Remark
1	2368.20	27.67	6.58	34.20	38.50	38.55	74.00	35.45	Peak
2	2390.00	27.64	6.62	34.19	36.77	36.84	74.00	37.16	Peak
3	2400.00	27.61	6.62	34.18	43.58	43.63	74.00	30.37	Peak
4	2402.00	27.61	6.62	34.18	85.47	85.52	74.00	-11.52	Peak

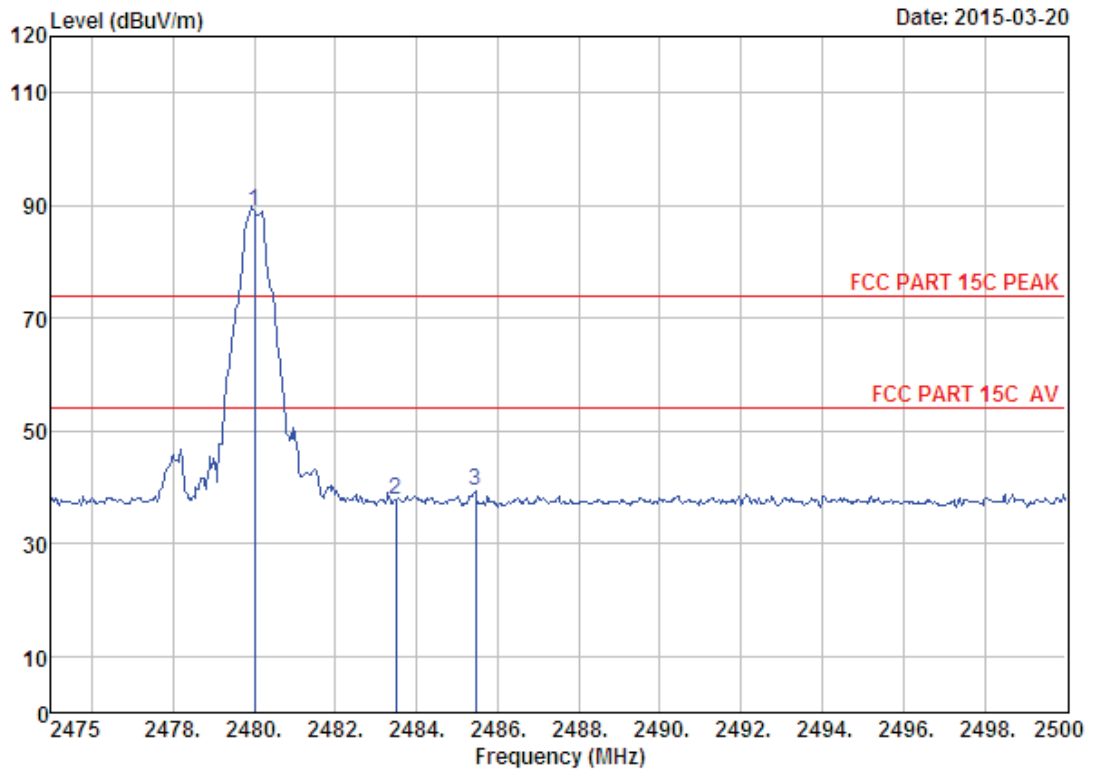
Remarks: 1. Emission Level= Antenna Factor + Cable Loss - Amp Factor + Reading.
 2. The emission levels that are 20dB below the official limit are not reported.



Site no. : 1# 966 chamber Data no. : 305
 Dis. / Ant. : 3m ANT 1-18G Ant. pol. : VERTICAL
 Limit : FCC PART 15C PEAK
 Env. / Ins. : Temp:23.6';Humi:56%;Press:101.52kPa
 Engineer : Tony
 EUT : Car Multimedia Player
 Power : DC 12V
 M/N : VX7012
 Test Mode : GFSK TX 2402MHz (No Hopping)

	Freq. (MHz)	Ant. Factor (dB/m)	Cable Loss (dB)	Amp Factor (dB)	Reading (dBuV)	Emission Level (dBuV/m)	Limits (dBuV/m)	Margin (dB)	Remark
1	2352.25	27.70	6.58	34.22	39.28	39.34	74.00	34.66	Peak
2	2390.00	27.64	6.62	34.19	37.19	37.26	74.00	36.74	Peak
3	2400.00	27.61	6.62	34.18	41.11	41.16	74.00	32.84	Peak
4	2402.00	27.61	6.62	34.18	85.70	85.75	74.00	-11.75	Peak

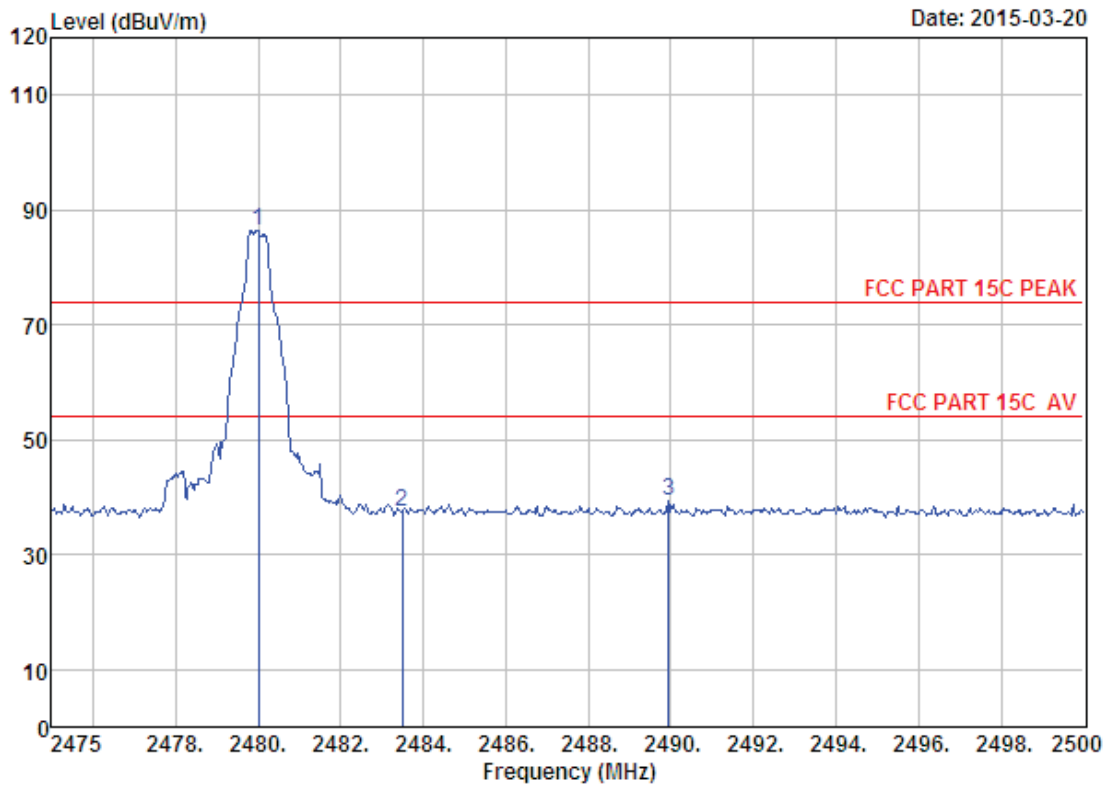
Remarks: 1. Emission Level= Antenna Factor + Cable Loss - Amp Factor + Reading.
 2. The emission levels that are 20dB below the official limit are not reported.



Site no. : 1# 966 chamber Data no. : 306
 Dis. / Ant. : 3m ANT 1-18G Ant. pol. : VERTICAL
 Limit : FCC PART 15C PEAK
 Env. / Ins. : Temp:23.6';Humi:56%;Press:101.52kPa
 Engineer : Tony
 EUT : Car Multimedia Player
 Power : DC 12V
 M/N : VX7012
 Test Mode : GFSK TX 2480MHz (No Hopping)

	Freq. (MHz)	Ant. Factor (dB/m)	Cable Loss (dB)	Amp Factor (dB)	Reading (dBuV)	Emission Level (dBuV/m)	Limits (dBuV/m)	Margin (dB)	Remark
1	2480.00	27.58	6.71	34.03	88.76	89.02	74.00	-15.02	Peak
2	2483.50	27.58	6.71	34.03	37.37	37.63	74.00	36.37	Peak
3	2485.45	27.58	6.71	34.03	39.04	39.30	74.00	34.70	Peak

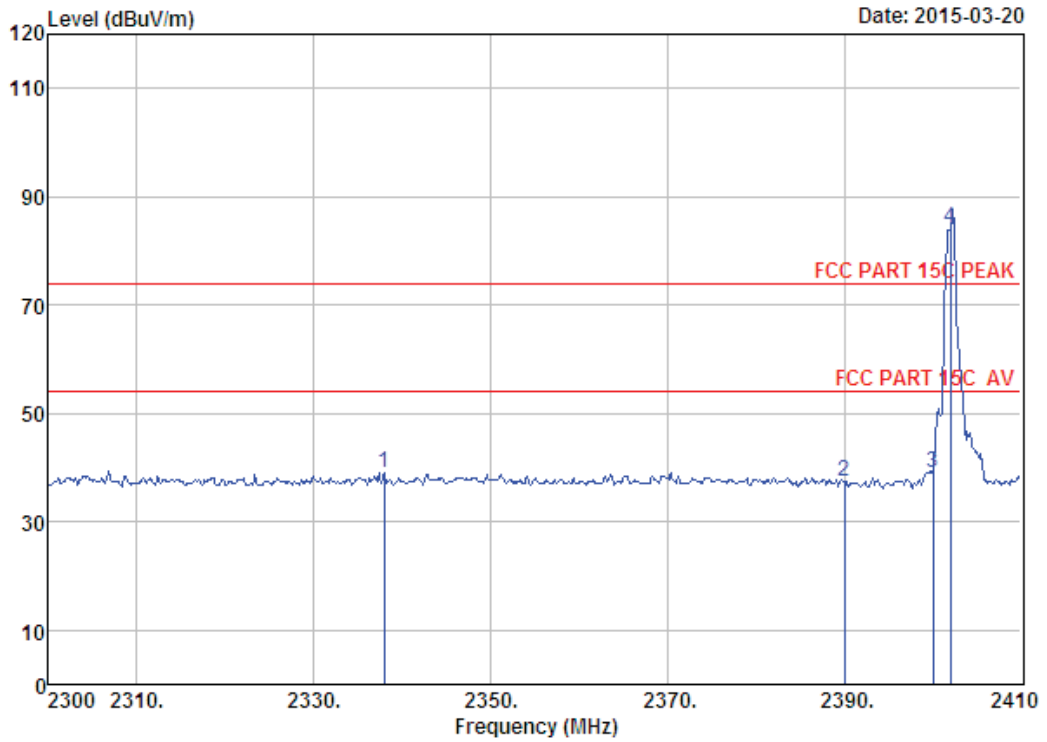
Remarks: 1. Emission Level= Antenna Factor + Cable Loss - Amp Factor + Reading.
 2. The emission levels that are 20dB below the official limit are not reported.



Site no. : 1# 966 chamber Data no. : 307
 Dis. / Ant. : 3m ANT 1-18G Ant. pol. : HORIZONTAL
 Limit : FCC PART 15C PEAK
 Env. / Ins. : Temp:23.6';Humi:56%;Press:101.52kPa
 Engineer : Tony
 EUT : Car Multimedia Player
 Power : DC 12V
 M/N : VX7012
 Test Mode : GFSK TX 2480MHz (No Hopping)

	Freq. (MHz)	Ant. Factor (dB/m)	Cable Loss (dB)	Amp Factor (dB)	Reading (dBuV)	Emission Level (dBuV/m)	Limits (dBuV/m)	Margin (dB)	Remark
1	2480.00	27.58	6.71	34.03	86.23	86.49	74.00	-12.49	Peak
2	2483.50	27.58	6.71	34.03	37.09	37.35	74.00	36.65	Peak
3	2489.95	27.58	6.73	34.03	39.21	39.49	74.00	34.51	Peak

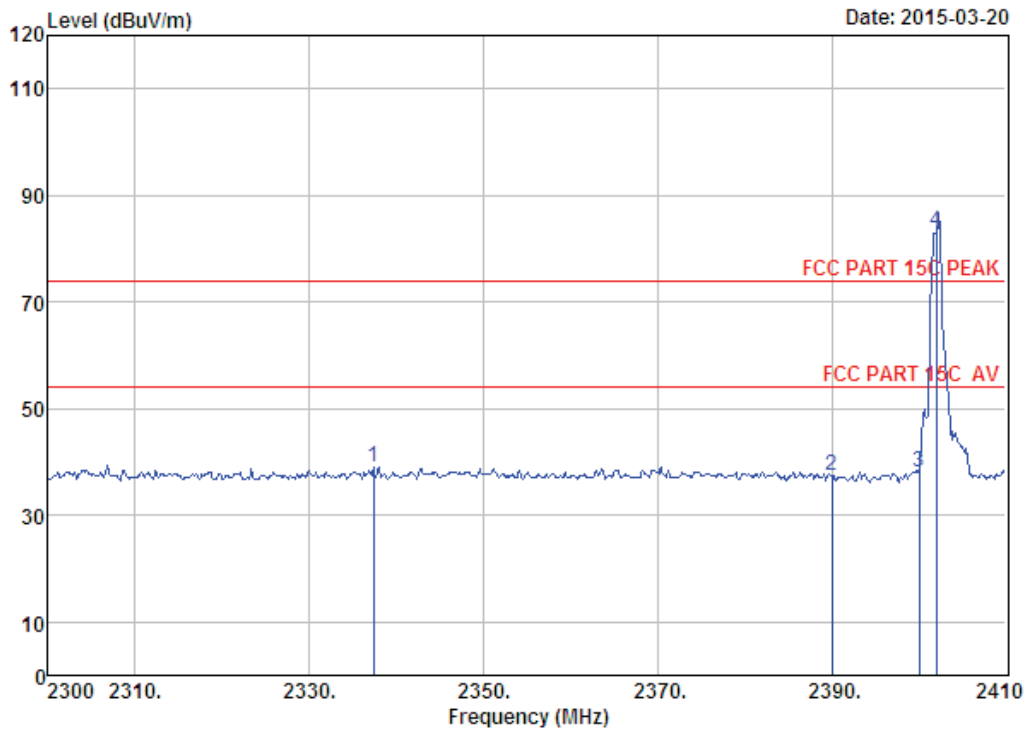
Remarks: 1. Emission Level= Antenna Factor + Cable Loss - Amp Factor + Reading.
 2. The emission levels that are 20dB below the official limit are not reported.



Site no. : 1# 966 chamber Data no. : 264
 Dis. / Ant. : 3m ANT 1-18G Ant. pol. : VERTICAL
 Limit : FCC PART 15C PEAK
 Env. / Ins. : Temp:23.6';Humi:56%;Press:101.52kPa
 Engineer : Tony
 EUT : Car Multimedia Player
 Power : DC 12V
 M/N : VX7012
 Test Mode : 8-DPSK TX 2402MHz (No Hopping)

	Freq. (MHz)	Ant. Factor (dB/m)	Cable Loss (dB)	Amp Factor (dB)	Reading (dBuV)	Emission Level (dBuV/m)	Limits (dBuV/m)	Margin (dB)	Remark
1	2337.95	27.73	6.56	34.23	38.99	39.05	74.00	34.95	Peak
2	2390.00	27.64	6.62	34.19	37.37	37.44	74.00	36.56	Peak
3	2400.00	27.61	6.62	34.18	39.13	39.18	74.00	34.82	Peak
4	2402.00	27.61	6.62	34.18	84.05	84.10	74.00	-10.10	Peak

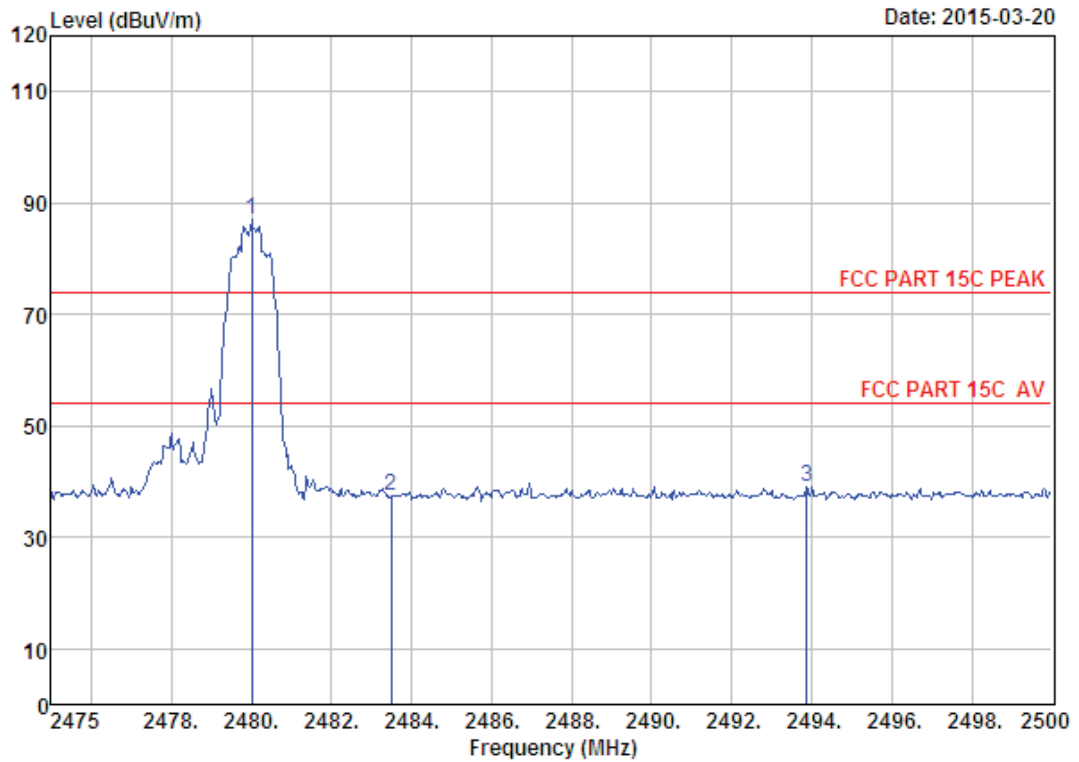
Remarks: 1. Emission Level= Antenna Factor + Cable Loss - Amp Factor + Reading.
 2. The emission levels that are 20dB below the official limit are not reported.



Site no. : 1# 966 chamber Data no. : 265
 Dis. / Ant. : 3m ANT 1-18G Ant. pol. : HORIZONTAL
 Limit : FCC PART 15C PEAK
 Env. / Ins. : Temp:23.6';Humi:56%;Press:101.52kPa
 Engineer : Tony
 EUT : Car Multimedia Player
 Power : DC 12V
 M/N : VX7012
 Test Mode : 8-DPSK TX 2402MHz (No Hopping)

	Freq. (MHz)	Ant. Factor (dB/m)	Cable Loss (dB)	Amp Factor (dB)	Reading (dBuV)	Emission Level (dBuV/m)	Limits (dBuV/m)	Margin (dB)	Remark
1	2337.40	27.73	6.56	34.23	38.88	38.94	74.00	35.06	Peak
2	2390.00	27.64	6.62	34.19	37.37	37.44	74.00	36.56	Peak
3	2400.00	27.61	6.62	34.18	38.13	38.18	74.00	35.82	Peak
4	2402.00	27.61	6.62	34.18	83.05	83.10	74.00	-9.10	Peak

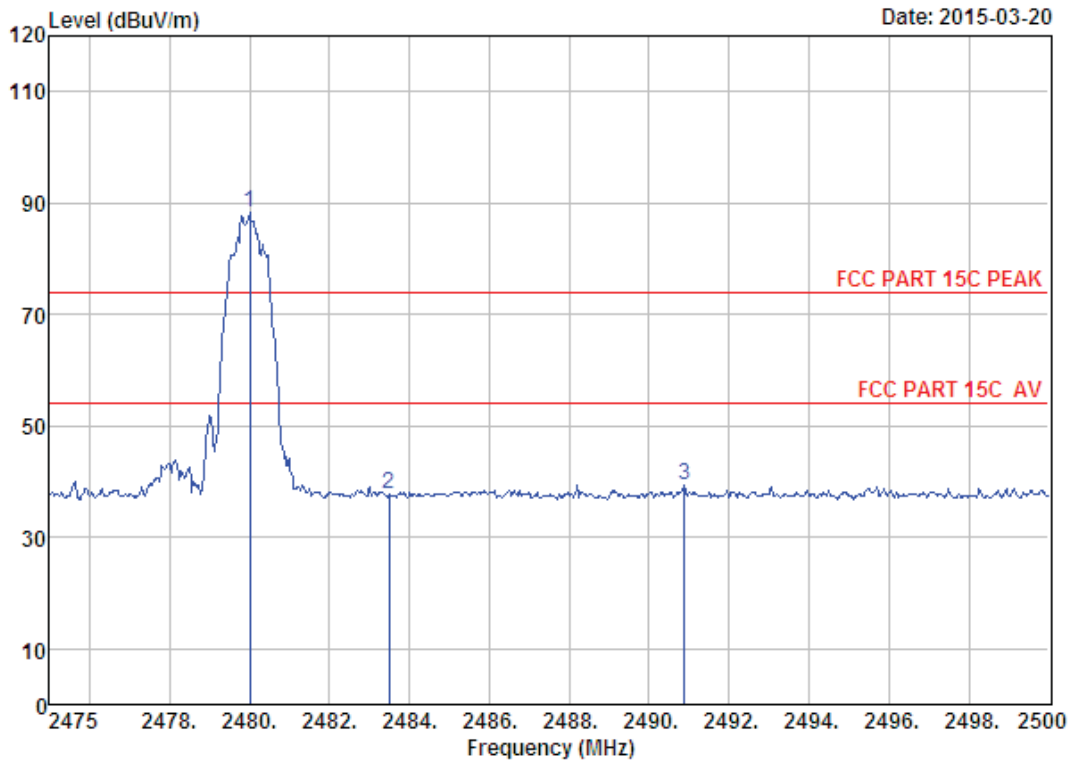
Remarks: 1. Emission Level= Antenna Factor + Cable Loss - Amp Factor + Reading.
 2. The emission levels that are 20dB below the official limit are not reported.



Site no. : 1# 966 chamber Data no. : 310
 Dis. / Ant. : 3m ANT 1-18G Ant. pol. : HORIZONTAL
 Limit : FCC PART 15C PEAK
 Env. / Ins. : Temp:23.6';Humi:56%;Press:101.52kPa
 Engineer : Tony
 EUT : Car Multimedia Player
 Power : DC 12V
 M/N : VX7012
 Test Mode : 8-DPSK TX 2480MHz (No Hopping)

	Freq. (MHz)	Ant. Factor (dB/m)	Cable Loss (dB)	Amp Factor (dB)	Reading (dBuV)	Emission Level (dBuV/m)	Limits (dBuV/m)	Margin (dB)	Remark
1	2480.00	27.58	6.71	34.03	86.64	86.90	74.00	-12.90	Peak
2	2483.50	27.58	6.71	34.03	37.19	37.45	74.00	36.55	Peak
3	2493.88	27.58	6.73	34.03	38.81	39.09	74.00	34.91	Peak

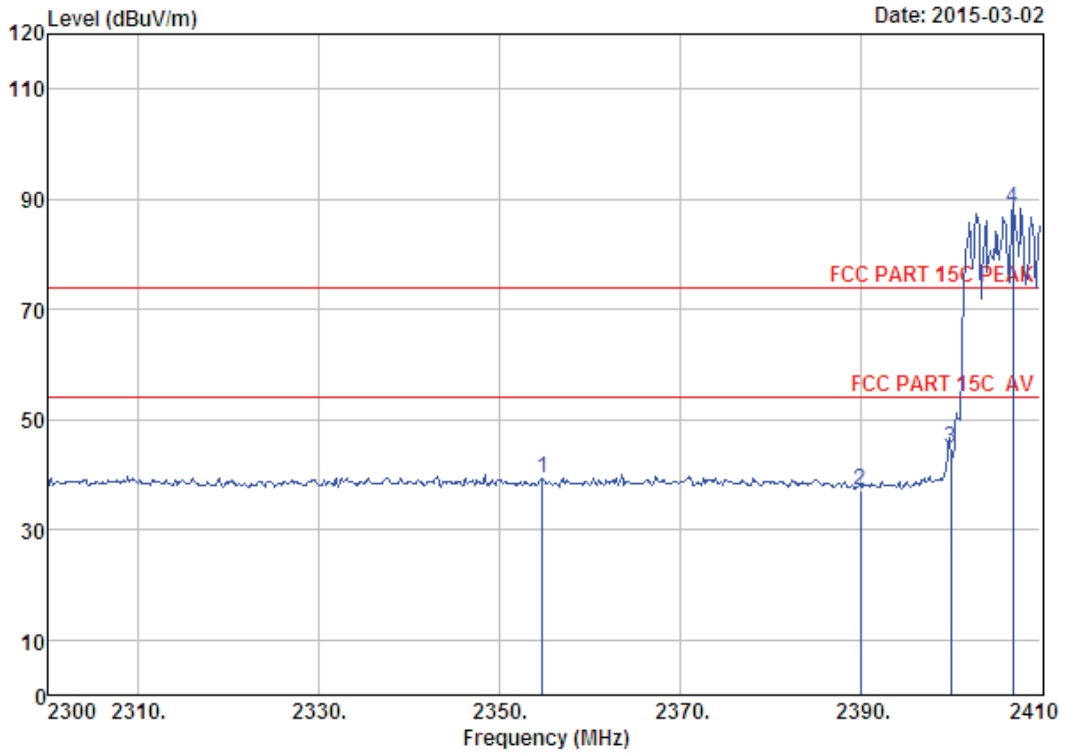
Remarks: 1. Emission Level= Antenna Factor + Cable Loss - Amp Factor + Reading.
 2. The emission levels that are 20dB below the official limit are not reported.



Site no. : 1# 966 chamber Data no. : 311
 Dis. / Ant. : 3m ANT 1-18G Ant. pol. : VERTICAL
 Limit : FCC PART 15C PEAK
 Env. / Ins. : Temp:23.6';Humi:56%;Press:101.52kPa
 Engineer : Tony
 EUT : Car Multimedia Player
 Power : DC 12V
 M/N : VX7012
 Test Mode : 8-DPSK TX 2480MHz (No Hopping)

	Freq. (MHz)	Ant. Factor (dB/m)	Cable Loss (dB)	Amp Factor (dB)	Reading (dBuV)	Emission Level (dBuV/m)	Limits (dBuV/m)	Margin (dB)	Remark
1	2480.00	27.58	6.71	34.03	88.05	88.31	74.00	-14.31	Peak
2	2483.50	27.58	6.71	34.03	37.51	37.77	74.00	36.23	Peak
3	2490.88	27.58	6.73	34.03	39.02	39.30	74.00	34.70	Peak

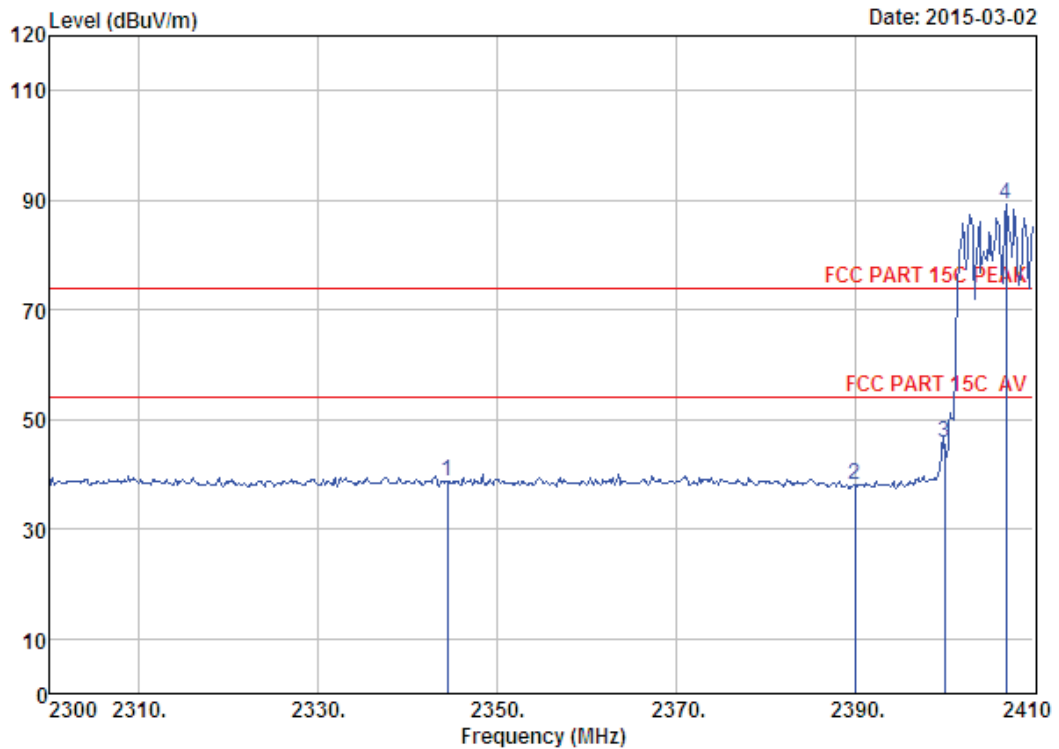
Remarks: 1. Emission Level= Antenna Factor + Cable Loss - Amp Factor + Reading.
 2. The emission levels that are 20dB below the official limit are not reported.



Site no. : 1# 966 chamber Data no. : 312
 Dis. / Ant. : 3m ANT 1-18G Ant. pol. : VERTICAL
 Limit : FCC PART 15C PEAK
 Env. / Ins. : Temp:23.6';Humi:56%;Press:101.52kPa
 Engineer : Tony
 EUT : Car Multimedia Player
 Power : DC 12V
 M/N : VX7012
 Test Mode : GFSK TX 2402MHz (Hopping On)

	Freq. (MHz)	Ant. Factor (dB/m)	Cable Loss (dB)	Amp Factor (dB)	Reading (dBuV)	Emission Level (dBuV/m)	Limits (dBuV/m)	Margin (dB)	Remark
1	2354.78	27.70	6.58	34.22	39.38	39.44	74.00	34.56	Peak
2	2390.00	27.64	6.62	34.19	36.93	37.00	74.00	37.00	Peak
3	2400.00	27.61	6.62	34.18	44.75	44.80	74.00	29.20	Peak
4	2406.92	27.61	6.64	34.18	88.35	88.42	74.00	-14.42	Peak

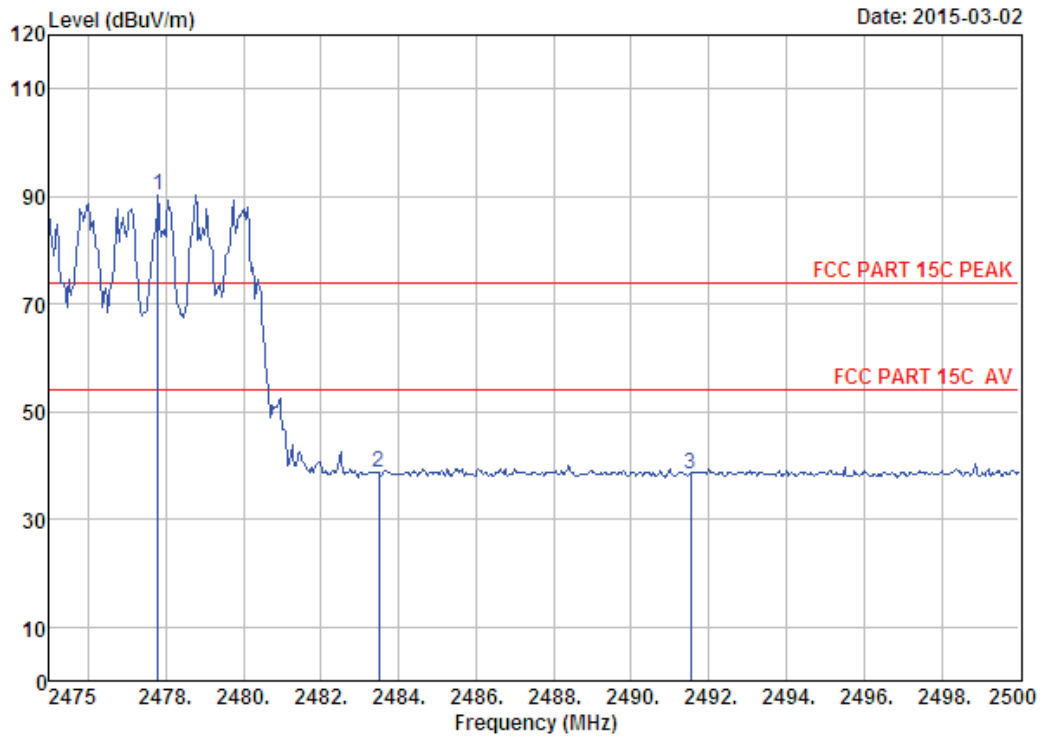
Remarks: 1. Emission Level= Antenna Factor + Cable Loss - Amp Factor + Reading.
 2. The emission levels that are 20dB below the official limit are not reported.



Site no. : 1# 966 chamber Data no. : 313
 Dis. / Ant. : 3m ANT 1-18G Ant. pol. : HORIZONTAL
 Limit : FCC PART 15C PEAK
 Env. / Ins. : Temp:23.6';Humi:56%;Press:101.52kPa
 Engineer : Tony
 EUT : Car Multimedia Player
 Power : DC 12V
 M/N : VX7012
 Test Mode : GFSK TX 2402MHz (Hopping On)

	Freq. (MHz)	Ant. Factor (dB/m)	Cable Loss (dB)	Amp Factor (dB)	Reading (dBuV)	Emission Level (dBuV/m)	Limits (dBuV/m)	Margin (dB)	Remark
1	2344.44	27.70	6.56	34.22	38.70	38.74	74.00	35.26	Peak
2	2390.00	27.64	6.62	34.19	37.93	38.00	74.00	36.00	Peak
3	2400.00	27.61	6.62	34.18	45.75	45.80	74.00	28.20	Peak
4	2406.92	27.61	6.64	34.18	89.35	89.42	74.00	-15.42	Peak

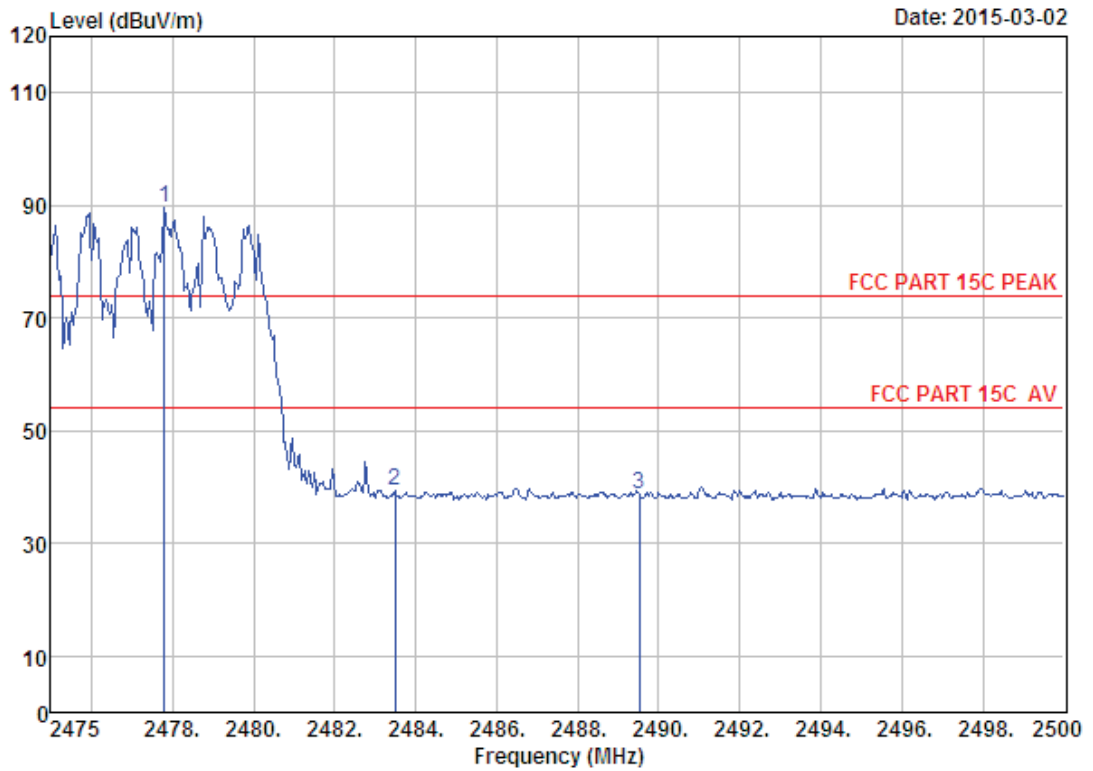
Remarks: 1. Emission Level= Antenna Factor + Cable Loss - Amp Factor + Reading.
 2. The emission levels that are 20dB below the official limit are not reported.



Site no. : 1# 966 chamber Data no. : 314
 Dis. / Ant. : 3m ANT 1-18G Ant. pol. : HORIZONTAL
 Limit : FCC PART 15C PEAK
 Env. / Ins. : Temp:23.6';Humi:56%;Press:101.52kPa
 Engineer : Tony
 EUT : Car Multimedia Player
 Power : DC 12V
 M/N : VX7012
 Test Mode : GFSK TX 2480MHz (Hopping On)

	Freq. (MHz)	Ant. Factor (dB/m)	Cable Loss (dB)	Amp Factor (dB)	Reading (dBuV)	Emission Level (dBuV/m)	Limits (dBuV/m)	Margin (dB)	Remark
1	2477.80	27.58	6.71	34.03	90.10	90.36	74.00	-16.36	Peak
2	2483.50	27.58	6.71	34.03	38.34	38.60	74.00	35.40	Peak
3	2491.53	27.58	6.73	34.03	38.25	38.53	74.00	35.47	Peak

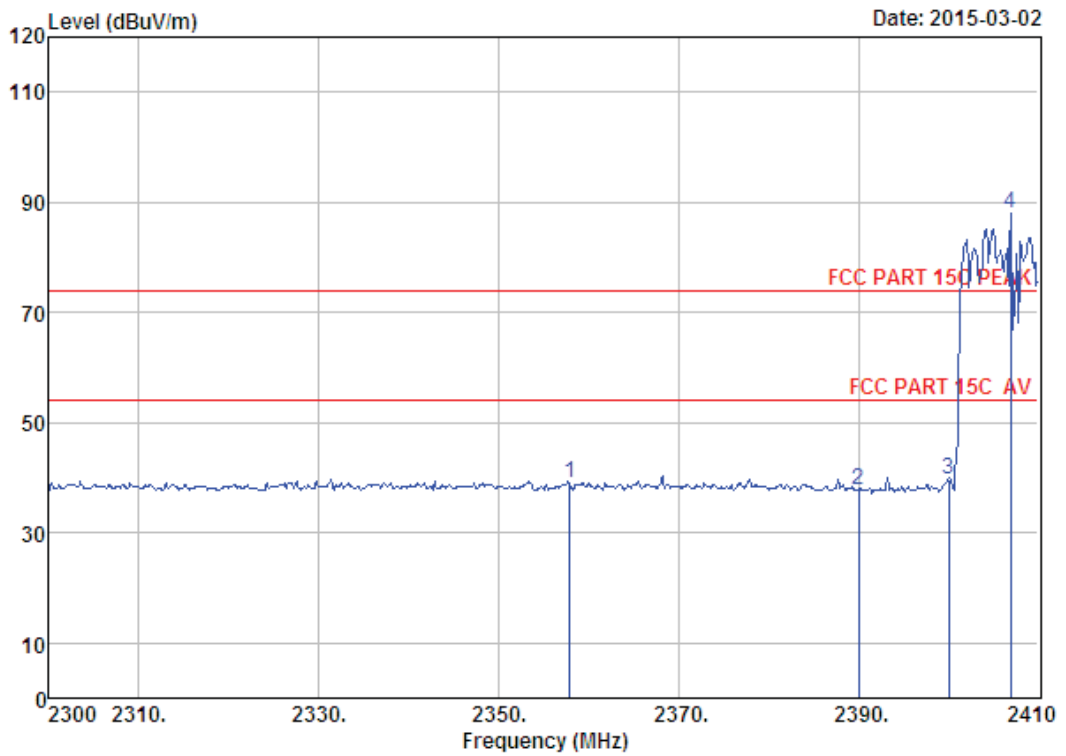
Remarks: 1. Emission Level= Antenna Factor + Cable Loss - Amp Factor + Reading.
 2. The emission levels that are 20dB below the official limit are not reported.



Site no. : 1# 966 chamber Data no. : 315
 Dis. / Ant. : 3m ANT 1-18G Ant. pol. : VERTICAL
 Limit : FCC PART 15C PEAK
 Env. / Ins. : Temp:23.6';Humi:56%;Press:101.52kPa
 Engineer : Tony
 EUT : Car Multimedia Player
 Power : DC 12V
 M/N : VX7012
 Test Mode : GFSK TX 2480MHz (Hopping On)

	Freq. (MHz)	Ant. Factor (dB/m)	Cable Loss (dB)	Amp Factor (dB)	Reading (dBUV)	Emission Level (dBUV/m)	Limits (dBUV/m)	Margin (dB)	Remark
1	2477.80	27.58	6.71	34.03	89.38	89.64	74.00	-15.64	Peak
2	2483.50	27.58	6.71	34.03	39.11	39.37	74.00	34.63	Peak
3	2489.53	27.58	6.73	34.03	38.35	38.63	74.00	35.37	Peak

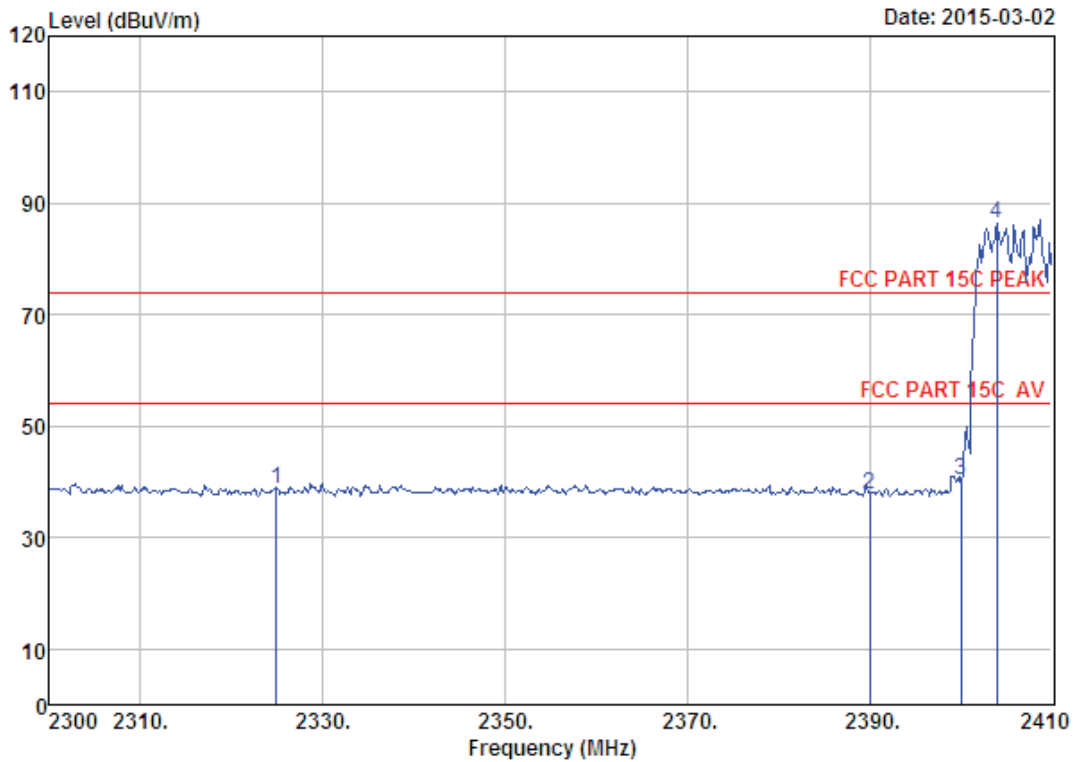
Remarks: 1. Emission Level= Antenna Factor + Cable Loss - Amp Factor + Reading.
 2. The emission levels that are 20dB below the official limit are not reported.



Site no. : 1# 966 chamber Data no. : 316
 Dis. / Ant. : 3m ANT 1-18G Ant. pol. : HORIZONTAL
 Limit : FCC PART 15C PEAK
 Env. / Ins. : Temp:23.6';Humi:56%;Press:101.52kPa
 Engineer : Tony
 EUT : Car Multimedia Player
 Power : DC 12V
 M/N : VX7012
 Test Mode : 8-DPSK TX 2402MHz (Hopping On)

	Freq. (MHz)	Ant. Factor (dB/m)	Cable Loss (dB)	Amp Factor (dB)	Reading (dBuV)	Emission Level (dBuV/m)	Limits (dBuV/m)	Margin (dB)	Remark
1	2357.86	27.67	6.58	34.20	38.87	38.92	74.00	35.08	Peak
2	2390.00	27.64	6.62	34.19	37.82	37.89	74.00	36.11	Peak
3	2400.00	27.61	6.62	34.18	39.56	39.61	74.00	34.39	Peak
4	2406.92	27.61	6.64	34.18	87.94	88.01	74.00	-14.01	Peak

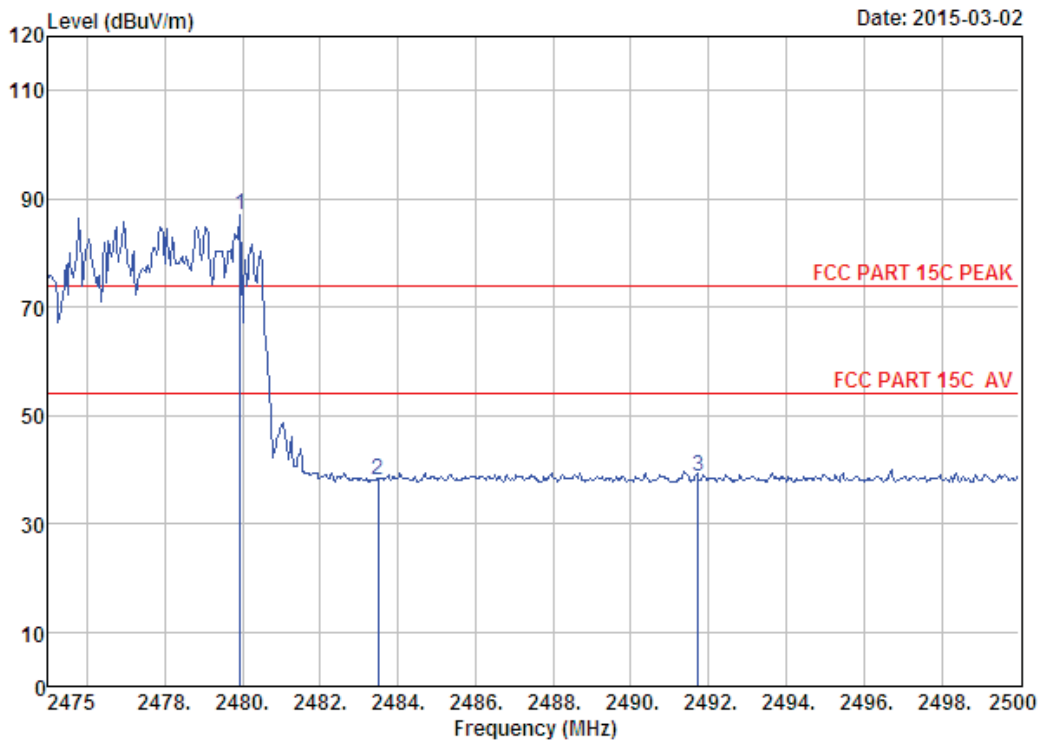
Remarks: 1. Emission Level= Antenna Factor + Cable Loss - Amp Factor + Reading.
 2. The emission levels that are 20dB below the official limit are not reported.



Site no. : 1# 966 chamber Data no. : 317
 Dis. / Ant. : 3m ANT 1-18G Ant. pol. : VERTICAL
 Limit : FCC PART 15C PEAK
 Env. / Ins. : Temp:23.6';Humi:56%;Press:101.52kPa
 Engineer : Tony
 EUT : Car Multimedia Player
 Power : DC 12V
 M/N : VX7012
 Test Mode : 8-DPSK TX 2402MHz (Hopping On)

	Freq. (MHz)	Ant. Factor (dB/m)	Cable Loss (dB)	Amp Factor (dB)	Reading (dBUV)	Emission Level (dBUV/m)	Limits (dBUV/m)	Margin (dB)	Remark
1	2324.86	27.73	6.54	34.23	38.81	38.85	74.00	35.15	Peak
2	2390.00	27.64	6.62	34.19	37.67	37.74	74.00	36.26	Peak
3	2400.00	27.61	6.62	34.18	40.39	40.44	74.00	33.56	Peak
4	2403.95	27.61	6.64	34.18	86.18	86.25	74.00	-12.25	Peak

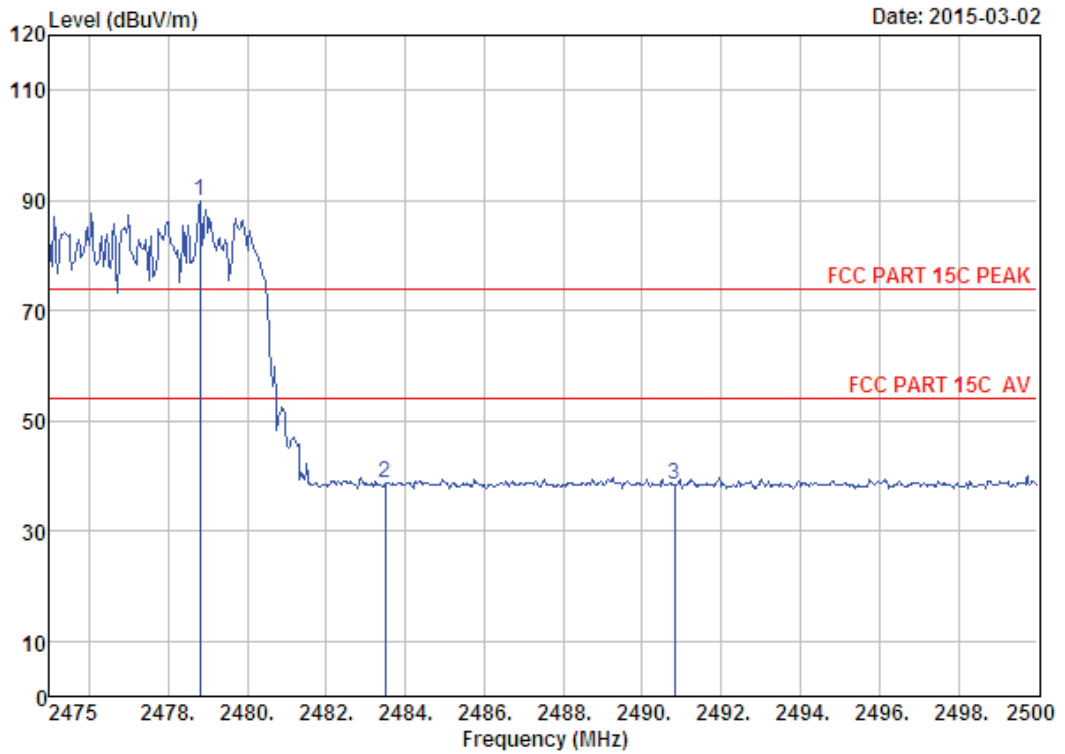
Remarks: 1. Emission Level= Antenna Factor + Cable Loss - Amp Factor + Reading.
 2. The emission levels that are 20dB below the official limit are not reported.



Site no. : 1# 966 chamber Data no. : 318
 Dis. / Ant. : 3m ANT 1-18G Ant. pol. : VERTICAL
 Limit : FCC PART 15C PEAK
 Env. / Ins. : Temp:23.6';Humi:56%;Press:101.52kPa
 Engineer : Tony
 EUT : Car Multimedia Player
 Power : DC 12V
 M/N : VX7012
 Test Mode : 8-DPSK TX 2480MHz (Hopping On)

	Freq. (MHz)	Ant. Factor (dB/m)	Cable Loss (dB)	Amp Factor (dB)	Reading (dBuV)	Emission Level (dBuV/m)	Limits (dBuV/m)	Margin (dB)	Remark
1	2479.95	27.58	6.71	34.03	86.86	87.12	74.00	-13.12	Peak
2	2483.50	27.58	6.71	34.03	37.79	38.05	74.00	35.95	Peak
3	2491.73	27.58	6.73	34.03	38.38	38.66	74.00	35.34	Peak

Remarks: 1. Emission Level= Antenna Factor + Cable Loss - Amp Factor + Reading.
 2. The emission levels that are 20dB below the official limit are not reported.



Site no. : 1# 966 chamber Data no. : 319
 Dis. / Ant. : 3m ANT 1-18G Ant. pol. : HORIZONTAL
 Limit : FCC PART 15C PEAK
 Env. / Ins. : Temp:23.6';Humi:56%;Press:101.52kPa
 Engineer : Tony
 EUT : Car Multimedia Player
 Power : DC 12V
 M/N : VX7012
 Test Mode : 8-DPSK TX 2480MHz (Hopping On)

	Freq. (MHz)	Ant. Factor (dB/m)	Cable Loss (dB)	Amp Factor (dB)	Reading (dBuV)	Emission Level (dBuV/m)	Limits (dBuV/m)	Margin (dB)	Remark
1	2478.80	27.58	6.71	34.03	89.69	89.95	74.00	-15.95	Peak
2	2483.50	27.58	6.71	34.03	38.57	38.83	74.00	35.17	Peak
3	2490.83	27.58	6.73	34.03	38.21	38.49	74.00	35.51	Peak

Remarks: 1. Emission Level= Antenna Factor + Cable Loss - Amp Factor + Reading.
 2. The emission levels that are 20dB below the official limit are not reported.

10. ANTENNA REQUIREMENTS

10.1.Limit

For intentional device, according to FCC 47 CFR Section 15.203, an intentional radiator shall be designed to ensure that no antenna other than that furnished by the responsible party shall be used with the device. And according to FCC 47 CFR Section 15.247 (b), if transmitting antennas of directional gain greater than 6dBi are used, the power shall be reduced by the amount in dB that the directional gain of the antenna exceeds 6dBi.

10.2.Result

The antennas used for this product are internal antenna and that no antenna other than that furnished by the responsible party shall be used with the device, the maximum peak gain of the transmit antenna is only 0 dBi.

11. TEST SETUP PHOTO

Radiated Test (30-1000 MHz)



Radiated Test (1000-25000 MHz)




12. PHOTOS OF EUT

External Photos M/N: VX7012




External Photos

M/N: VX7012




External Photos

M/N: VX7012





External Photos



M/N: VX7012





Internal Photos
M/N: VX7012





Internal Photos
M/N: VX7012





Internal Photos
M/N: VX7012



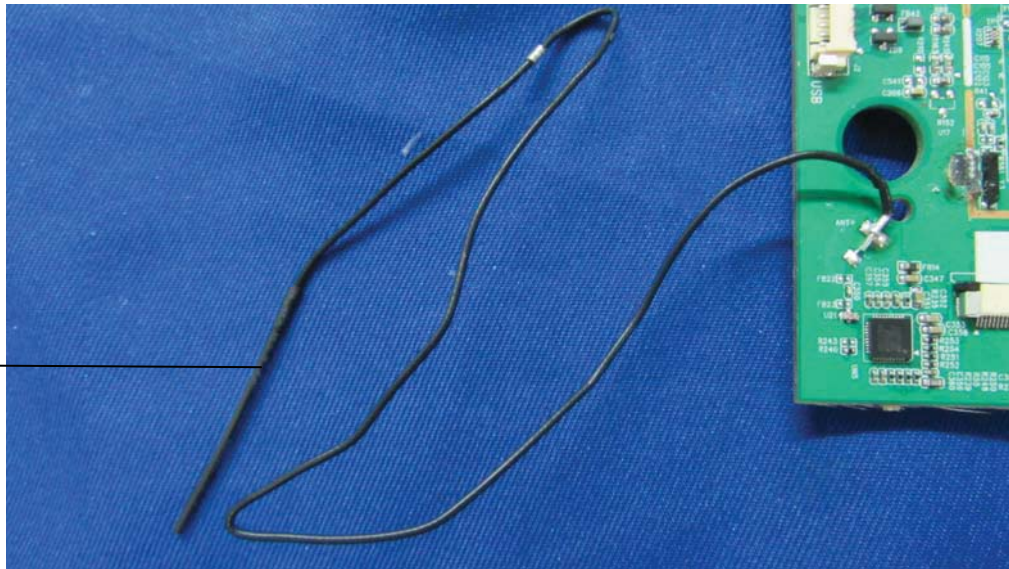

Internal Photos
M/N: VX7012



Internal Photos
M/N: VX7012



Internal Photos
M/N: VX7012



Bluetooth
Antenna