

FCC PART 15C TEST REPORT FOR CERTIFICATION  
On Behalf of

HUIZHOU FORYOU GENERAL ELECTRONICS CO.,LTD.

Car Multimedia Player

Model Number: VX3022

FCC ID: VIP-VX3022

Prepared for : HUIZHOU FORYOU GENERAL ELECTRONICS CO.,LTD.  
North Shangxia Road, Dongjiang Hi-tech Industry Park, Huizhou,  
Guangdong Province, 516005, P R China

Prepared By : EST Technology Co., Ltd.  
Santun(guantai Road), Houjie Town, DongGuan City, GuangDong,  
China.

Tel: 86-769-83081888-808





Report Number: ESTE-R1502001  
Date of Test : January 18~February 04, 2015  
Date of Report : February 05, 2015

## TABLE OF CONTENTS

Description	Page
TEST REPORT VERIFICATION .....	3
1. GENERAL INFORMATION.....	5
1.1. Description of Device (EUT) .....	5
2. SUMMARY OF TEST .....	6
2.1. Summary of test result.....	6
2.2. Test Facilities.....	7
2.3. Measurement uncertainty .....	8
2.4. Assistant equipment used for test .....	8
2.5. Block Diagram.....	8
2.6. Test mode .....	9
2.7. Channel List for Bluetooth .....	9
2.8. Test Equipment.....	10
3. MAXIMUM PEAK OUTPUT POWER.....	11
3.1. Limit .....	11
3.2. Test Procedure .....	11
3.3. Test Result .....	11
3.4. Test Data.....	12
4. 20 DB BANDWIDTH.....	16
4.1. Limit .....	16
4.2. Test Procedure .....	16
4.3. Test Result .....	16
4.4. Test Data.....	17
5. CARRIER FREQUENCY SEPARATION .....	21
5.1. Limit .....	21
5.2. Test Procedure .....	21
5.3. Test Result .....	21
5.4. Test Data.....	22
6. NUMBER OF HOPPING CHANNEL .....	26
6.1. Limit .....	26
6.2. Test Procedure .....	26
6.3. Test Result .....	26
6.4. Test Data.....	27
7. DWELL TIME.....	29
7.1. Limit .....	29
7.2. Test Result .....	29
7.3. Test Data.....	30
8. RADIATED EMISSIONS .....	36
8.1. Limit .....	36
8.2. Block Diagram of Test setup.....	37
8.3. Test Procedure .....	38
8.4. Test Result .....	38

8.5.	Test Data.....	39
9.	BAND EDGE COMPLIANCE .....	75
9.1.	Limit .....	75
9.2.	Block Diagram of Test setup.....	75
9.3.	Test Procedure .....	76
9.4.	Test Result .....	76
9.5.	Test Data.....	77
10.	ANTENNA REQUIREMENTS .....	94
10.1.	Limit .....	94
10.2.	Result.....	94
11.	TEST SETUP PHOTO.....	95
12.	PHOTOS OF EUT .....	96

### Test Report Verification

<b>Applicant:</b>	HUIZHOU FORYOU GENERAL ELECTRONICS CO.,LTD.		
<b>Address:</b>	North Shangxia Road, Dongjiang Hi-tech Industry Park, Huizhou, Guangdong Province, 516005, P R China		
<b>Manufacturer Address:</b>	HUIZHOU FORYOU GENERAL ELECTRONICS CO.,LTD. North Shangxia Road, Dongjiang Hi-tech Industry Park, Huizhou, Guangdong Province, 516005, P R China		
<b>E.U.T:</b>	Car Multimedia Player		
<b>Model Number:</b>	VX3022		
<b>Power Supply:</b>	DC 12V		
<b>Test Voltage:</b>	DC 12V		
<b>Trade Name:</b>	JENSEN	Serial No.:	-----
<b>Date of Receipt:</b>	January 18, 2015	<b>Date of Test:</b>	January 18~February 04, 2015
<b>Test Specification:</b>	FCC Rules and Regulations Part 15 Subpart C:2014 ANSI C63.10:2013		
<b>Test Result:</b>	<p>The device described above is tested by EST Technology Co., Ltd.. The measurement results were contained in this test report and EST Technology Co., Ltd. was assumed full responsibility for the accuracy and completeness of these measurements. Also, this report shows that the EUT to be technically compliance with the ETSI EN FCC Rules and Regulations Part 15 Subpart C requirements.</p> <p>This report applies to above tested sample only and shall not be reproduced in part without written approval of EST Technology Co., Ltd.</p> <p style="text-align: right;"> Date: February 05, 2015</p>		
<b>Prepared by:</b>	<b>Tested by:</b>	<b>Approved by:</b>	
			
Ada / Assistant	Tony.Tang/ Engineer	IcemanHu / Manager	
<b>Other Aspects:</b>	None.		
<i>Abbreviations: OK/P=passed    fail/F=failed    n.a/N=not applicable    E.U.T=equipment under tested</i>			
<i>This test report is based on a single evaluation of one sample of above mentioned products ,It is not permitted to be duplicated in extracts without written approval of EST Technology Co., Ltd.</i>			

## 1. GENERAL INFORMATION

### 1.1. Description of Device (EUT)

<b>Product Name</b>	: Car Multimedia Player
<b>Model Number</b>	: VX3022
<b>FCC ID</b>	: VIP-VX3022
<b>Operation frequency</b>	: 2402MHz~2480MHz
<b>Number of channel</b>	: 79
<b>Antenna</b>	: Integrated PCB antenna, 0 dBi gain
<b>Modulation</b>	: FHSS (GFSK, $\pi/4$ -DQPSK, 8-DPSK)
<b>Sample Type</b>	: Prototype production

## 2. SUMMARY OF TEST

### 2.1. Summary of test result

Description of Test Item	Standard	Results
Maximum Peak Output Power	FCC Part 15: 15.247(b)(1) DA 00-705	PASS
20dB Bandwidth	FCC Part 15: 15.215 DA 00-705	PASS
Carrier Frequency Separation	FCC Part 15: 15.247(a)(1) DA 00-705	PASS
Number Of Hopping Channel	FCC Part 15: 15.247(a)(1)(iii) DA 00-705	PASS
Dwell Time	FCC Part 15: 15.247(a)(1)(iii) DA 00-705	PASS
Radiated Emission	FCC Part 15: 15.209 FCC Part 15: 15.247(d) ANSI C63.10: 2013 DA 00-705	PASS
Band Edge Compliance	FCC Part 15: 15.247(d) DA 00-705	PASS
Power Line Conducted Emissions	FCC Part 15: 15.207 ANSI C63.4: 2003 DA 00-705	N/A
Antenna requirement	FCC Part 15: 15.203	PASS

## 2.2. Test Facilities

EMC Lab : Certificated by CNAL, CHINA  
Registration No.: L5288  
Date of registration: November 13, 2014

Certificated by FCC, USA  
Registration No.: 989591  
Date of registration: November 20, 2013

Certificated by Industry Canada  
Registration No.: 46405-9405  
Test Side Number: 9405A-1  
Date of registration: January 03, 2013

Certificated by VCCI, Japan  
Registration No.: R-3663 & C-4103  
Date of registration: July 25, 2011

Certificated by TUV Rheinland, Germany  
Registration No.: UA 50195514 0001  
Date of registration: January 07, 2011

Certificated by TUV/PS, Shenzhen  
Registration No.: SCN1017  
Date of registration: January 27, 2011

Certificated by Intertek ETL SEMKO  
Registration No.: 2011-RTL-L1-18  
Date of registration: April 28, 2011

Certificated by Siemic, Inc.  
Registration No.: SLCN021  
Date of registration: November 8, 2011

Certificated by Nemko, Hong Kong  
Registration No.: 175193  
Date of registration: May 4, 2011

Name of Firm : EST Technology Co., Ltd.

Site Location : San Tun Management Zone, Houjie Town, Dongguan,  
Guangdong, China

### 2.3. Measurement uncertainty

Test Item	Uncertainty
Uncertainty for Conduction emission test	2.54dB
Uncertainty for Radiation Emission test (30MHz-1GHz)	3.62
Uncertainty for Radiation Emission test (1GHz to 18GHz)	4.86
Uncertainty for radio frequency	7×10-8
Uncertainty for conducted RF Power	0.20dB
Uncertainty for Power density test	0.26dB


Note: This uncertainty represents an expanded uncertainty expressed at approximately the 95% confidence level using a coverage factor of k=2.

### 2.4. Assistant equipment used for test

2.4.1. N/A

### 2.5. Block Diagram

For radiated emissions test: EUT was placed on a turn table, which is 0.8 meter high above ground. EUT was be set into BT test mode by software before test.



(EUT: Car Multimedia Player)



## 2.6. Test mode

The test software was used to control EUT work in Continuous TX mode, and select test channel, wireless mode

Mode	Channel	Frequency
GFSK	Low	2402MHz
	Middle	2441MHz
	High	2480MHz
8-DPSK	Low	2402MHz
	Middle	2441MHz
	High	2480MHz

## 2.7. Channel List for Bluetooth

Channel No.	Frequency (MHz)	Channel No.	Frequency (MHz)	Channel No.	Frequency (MHz)	Channel No.	Frequency (MHz)
1	2402	2	2403	3	2404	4	2405
5	2406	6	2407	7	2408	8	2409
9	2410	10	2411	11	2412	12	2413
13	2414	14	2415	15	2416	16	2417
17	2418	18	2419	19	2420	20	2421
21	2422	22	2423	23	2424	24	2425
25	2426	26	2427	27	2428	28	2429
29	2430	30	2431	31	2432	32	2433
33	2434	34	2435	35	2436	36	2437
37	2438	38	2439	39	2440	40	2441
41	2442	42	2443	43	2444	44	2445
45	2446	46	2447	47	2448	48	2449
49	2450	50	2451	51	2452	52	2453
53	2454	54	2455	55	2456	56	2457
57	2458	58	2459	59	2460	60	2461
61	2462	62	2463	63	2464	64	2465
65	2466	66	2467	67	2468	68	2469
69	2470	70	2471	71	2472	72	2473
73	2474	74	2475	75	2476	76	2477
77	2478	78	2479	79	2480	-	-

## 2.8. Test Equipment

### 2.8.1. For conducted emission test

Equipment	Manufacturer	Model No.	Serial No.	Last Cal.	Next Cal.
EMI Test Receiver	Rohde & Schwarz	ESHS30	832354	June,28,14	1 Year
Artificial Mains Networ	Rohde & Schwarz	ENV216	101260	June,28,14	1 Year
Pulse Limiter	Rohde & Schwarz	ESH3-Z2	101100	June,28,14	1 Year

### 2.8.2. For radiated emission test(30-1000MHz)

Equipment	Manufacturer	Model No.	Serial No.	Last Cal.	Next Cal.
EMI Test Receiver	Rohde & Schwarz	ESVS10	100004	June,28,14	1 Year
Spectrum Analyzer	Agilent	E4411B	MY5014069 7	June,28,14	1 Year
Bilog Antenna	Teseq	CBL 6111D	27090	June,28,14	1 Year
Signal Amplifier	Agilent	310N	187037	June,28,14	1 Year

### 2.8.3. For radiated emission test(above 1GHz)

Equipment	Manufacturer	Model No.	Serial No.	Last Cal.	Next Cal.
Horn Antenna	SCHWARZBECK	BBHA 9120 D	BBHA9120D1 002	June,28,14	1 Year
Signal Amplifier	SCHWARZBECK	BBV9718	9718-212	June,28,14	1 Year
Spectrum Analyzer	Agilent	E4408B	MY44211139	June,28,14	1 Year

### 3. MAXIMUM PEAK OUTPUT POWER

#### 3.1. Limit

For frequency hopping systems operating in the 2400-2483.5 MHz band employing at least 75 non-overlapping hopping channels, and all frequency hopping systems in the 5725-5850 MHz band: 1 watt. For all other frequency hopping systems in the 2400-2483.5 MHz band: 0.125 watts, the e.i.r.p shall not exceed 4W

#### 3.2. Test Procedure

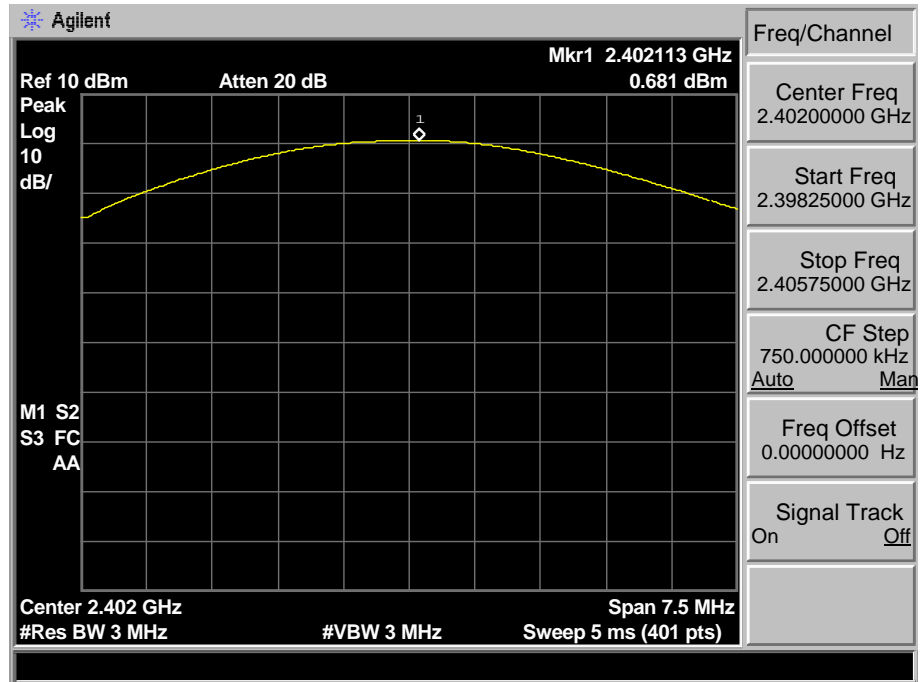
The transmitter output (antenna port) was connected to the spectrum analyzer

#### 3.3. Test Result

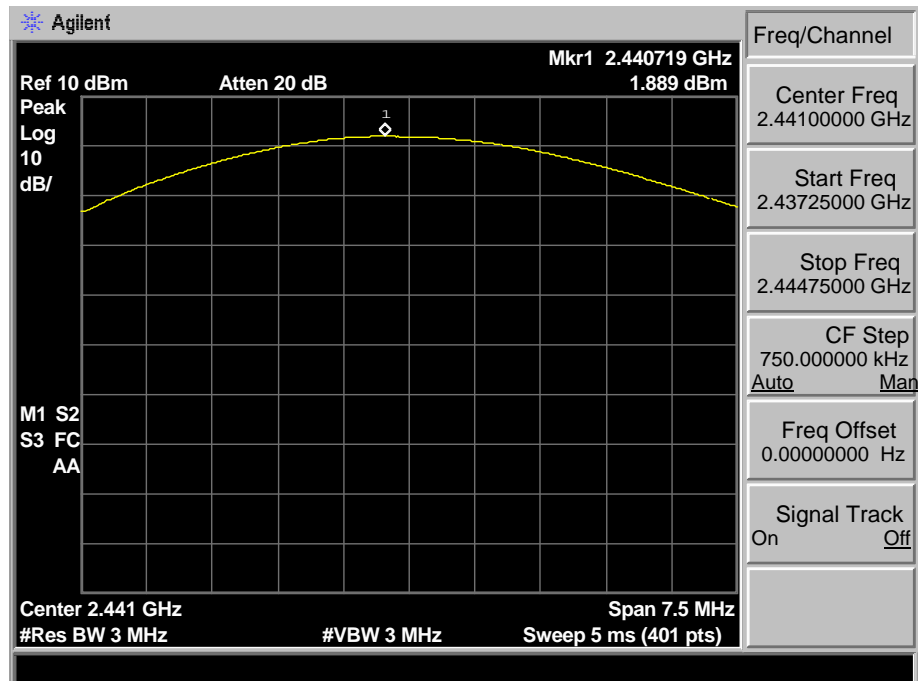
EUT: Car Multimedia Player M/N: VX3022					
Test date: 2015-02-01		Test site: RF site		Tested by: Tony Tang	
Mode	Freq (MHz)	Result (dBm)	Limit		Margin (dB)
			dBm	W	
GFSK	2402	0.681	30.00	1	29.319
	2441	1.889	30.00	1	28.111
	2480	1.957	30.00	1	28.043
8-DPSK	2402	0.607	21.00	0.125	20.393
	2441	1.771	21.00	0.125	19.229
	2480	1.227	21.00	0.125	19.773
Conclusion: PASS					

### 3.4. Test Data

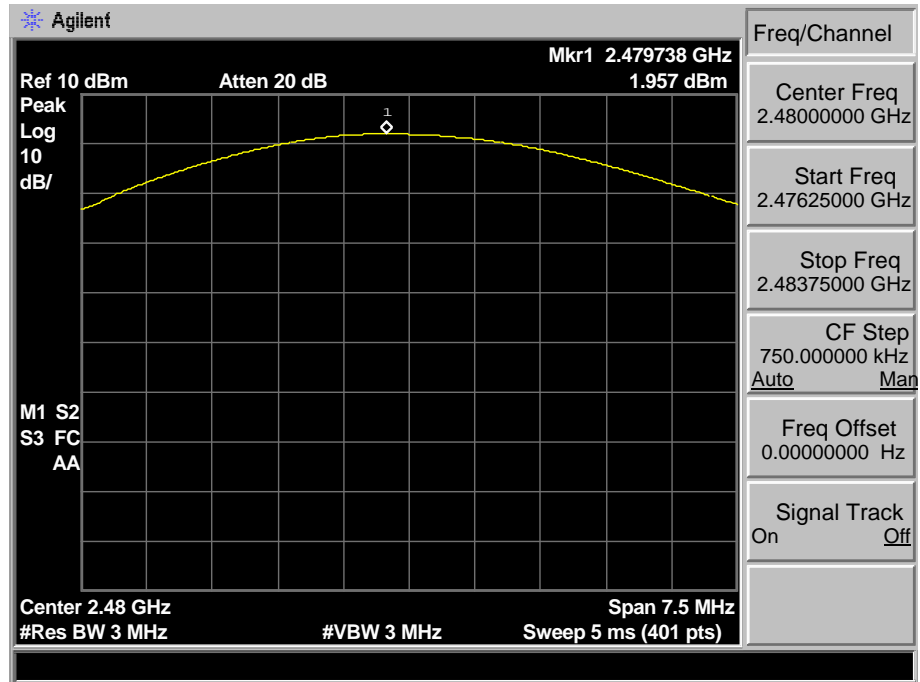
#### GFSK 2402 MHz



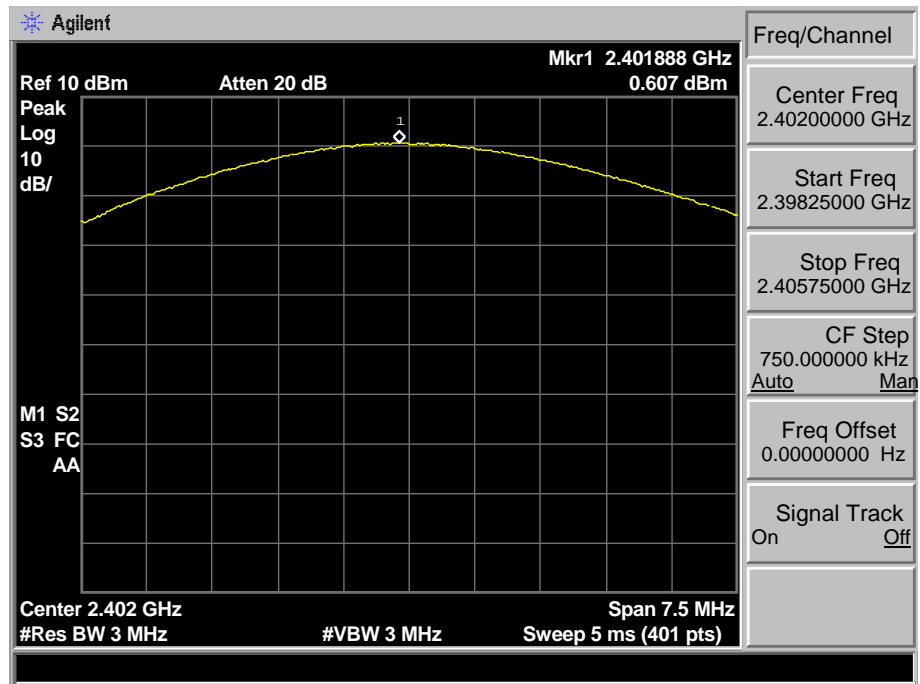
#### GFSK 2441 MHz



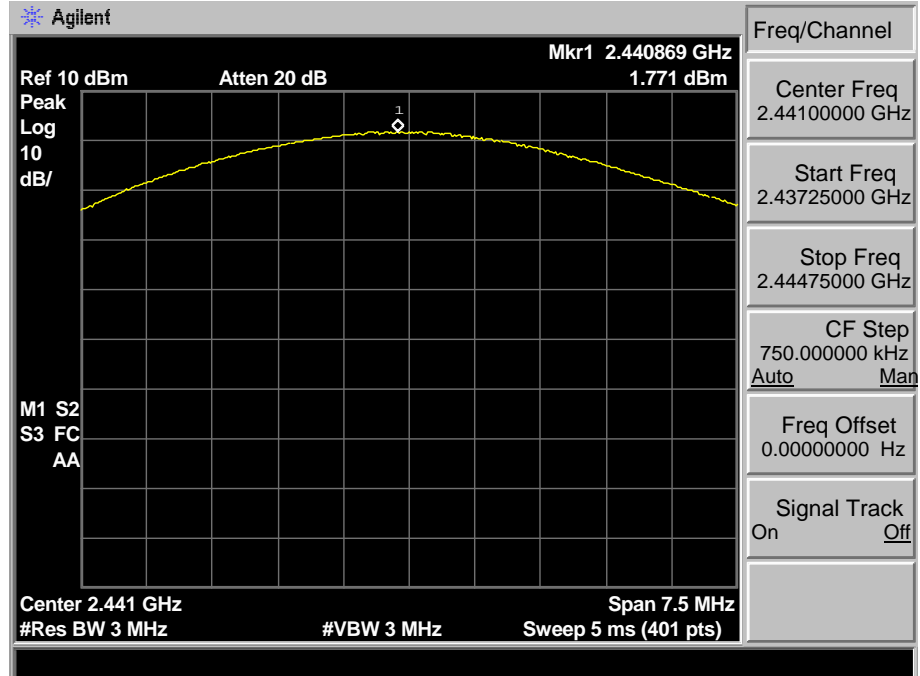
### GFSK 2480 MHz



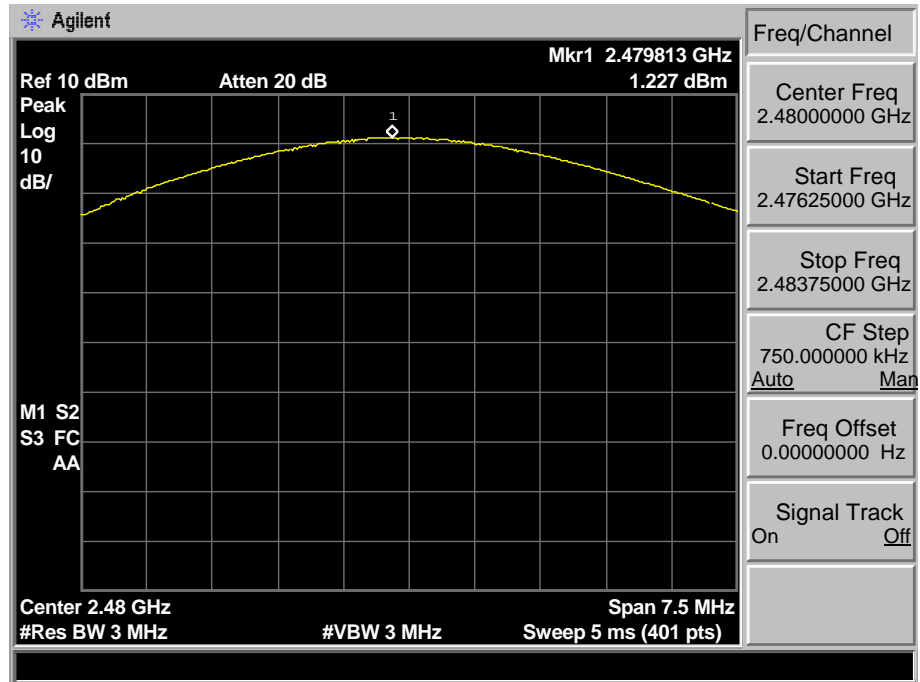
### 8-DPSK 2402 MHz



### 8-DPSK 2441 MHz



### 8-DPSK 2480 MHz



## 4. 20 DB BANDWIDTH

### 4.1. Limit

Intentional radiators operating under the alternative provisions to the general emission limits, as contained in §§ 15.217 through 15.257 and in Subpart E of this part, must be designed to ensure that the 20 dB bandwidth of the emission, or whatever bandwidth may otherwise be specified in the specific rule section under which the equipment operates, is contained within the frequency band designated in the rule section under which the equipment is operated.

### 4.2. Test Procedure

The transmitter output was coupled to a spectrum analyzer via a antenna. The bandwidth of the fundamental frequency was measured by spectrum analyzer with 30kHz RBW and 100kHz VBW. The 20dB bandwidth is defined as the total spectrum the power of which is higher than peak power minus 20dB.

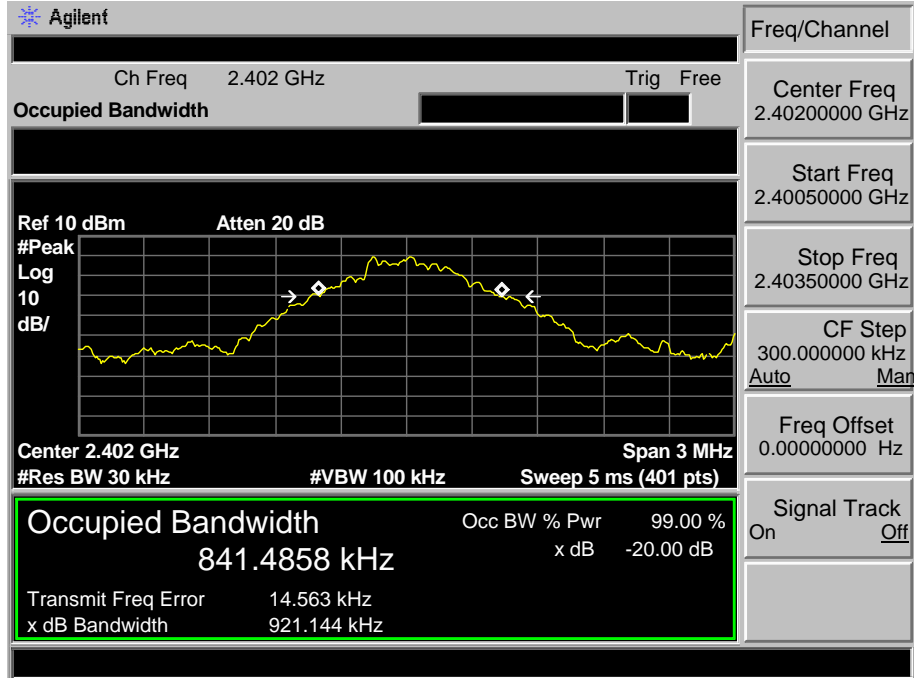
### 4.3. Test Result

EUT: Car Multimedia Player M/N: VX3022				
Test date: 2015-02-01		Test site: RF site		Tested by: Tony Tang
Mode	Freq (MHz)	20dB Bandwidth (MHz)	Limit (kHz)	Conclusion
GFSK	2402	0.921	/	PASS
	2441	0.861	/	PASS
	2480	0.866	/	PASS
8-DPSK	2402	1.205	/	PASS
	2441	1.206	/	PASS
	2480	1.209	/	PASS

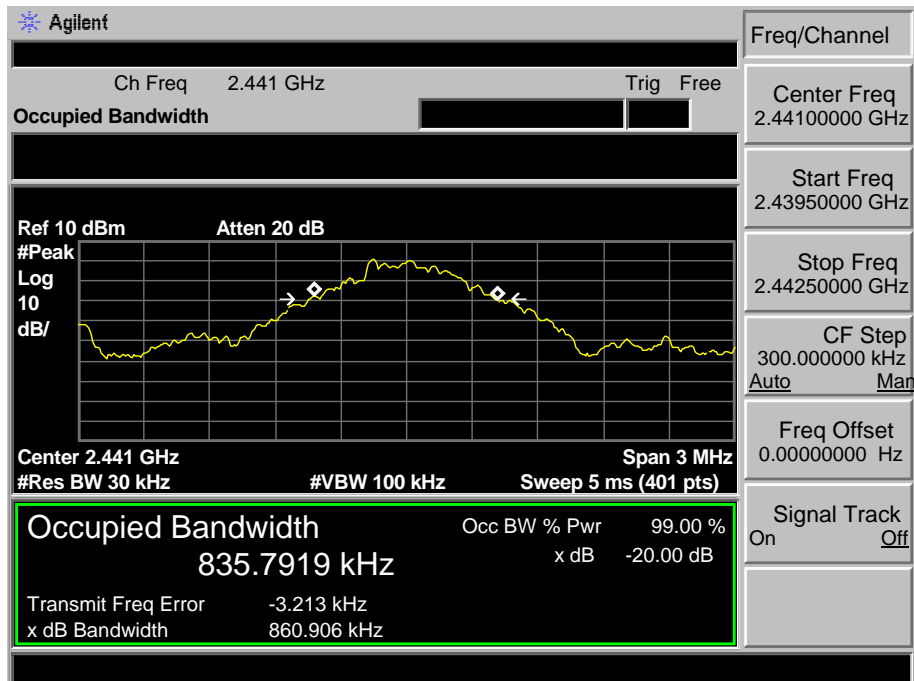


### 4.4. Test Data

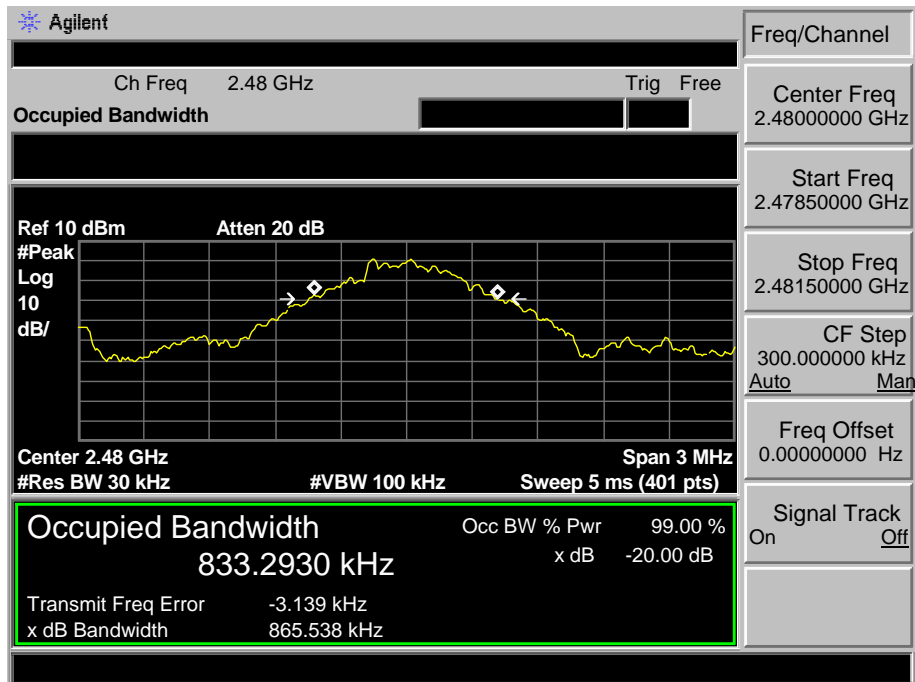
#### GFSK 2402MHz



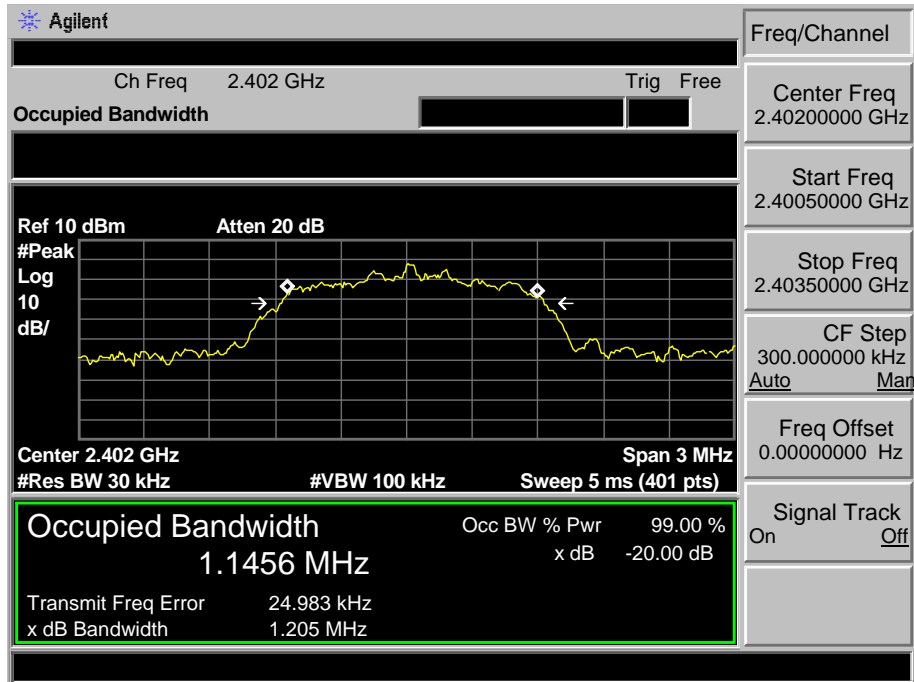
#### GFSK 2441MHz



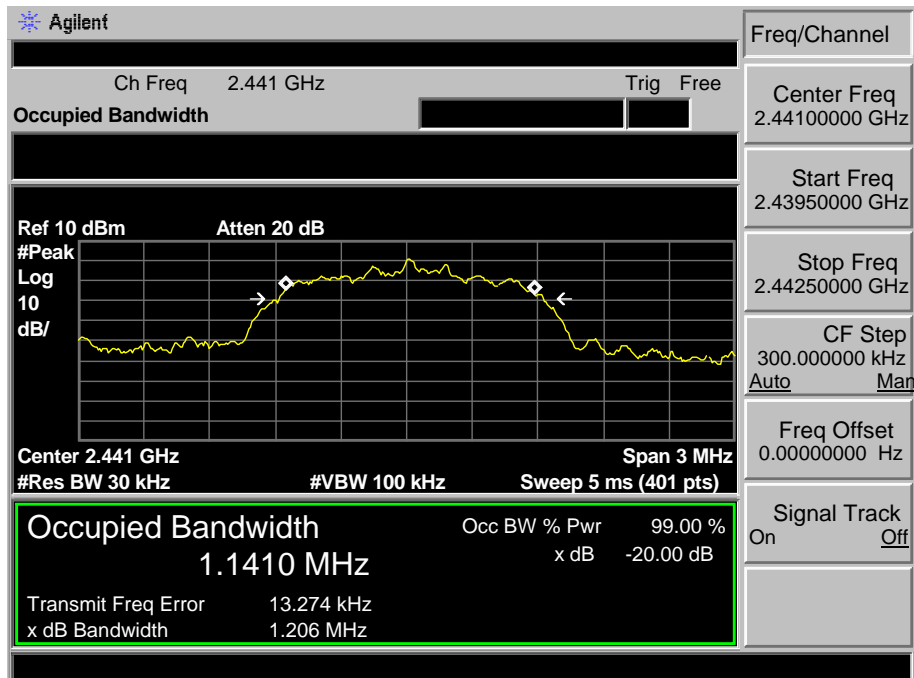
**GFSK 2480MHz**



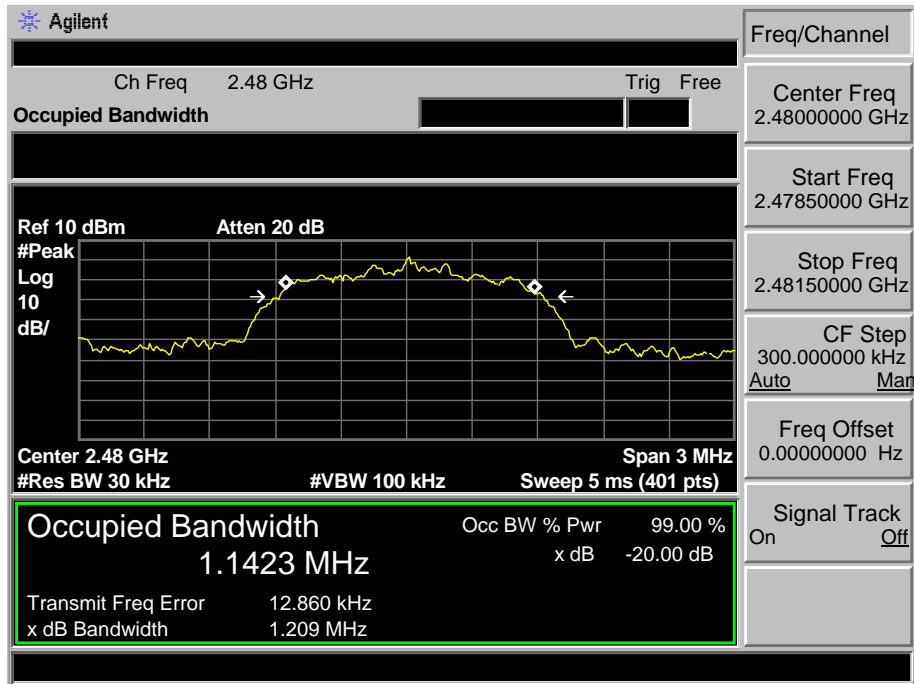
8-DPSK 2402MHz



8-DPSK 2441MHz



8-DPSK 2480MHz



## 5. CARRIER FREQUENCY SEPARATION

### 5.1. Limit

Frequency hopping systems shall have hopping channel carrier frequencies separated by a minimum of 25 kHz or the 20 dB bandwidth of the hopping channel, whichever is greater. Alternatively, frequency hopping systems operating in the 2400-2483.5 MHz band may have hopping channel carrier frequencies that are separated by 25 kHz or two-thirds of the 20 dB bandwidth of the hopping channel, whichever is greater, provided the systems operate with an output power no greater than 125 mW

### 5.2. Test Procedure

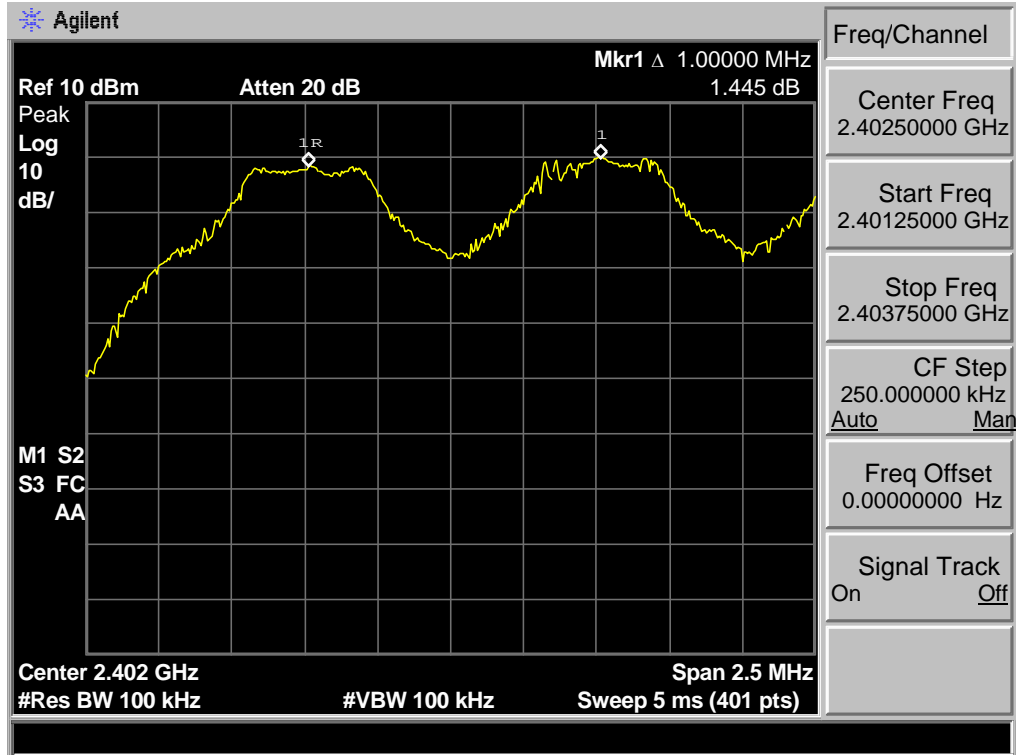
The transmitter output was coupled to a spectrum analyzer via a antenna. The carrier frequency was measured by spectrum analyzer with 100kHz RBW and 100kHz VBW.

### 5.3. Test Result

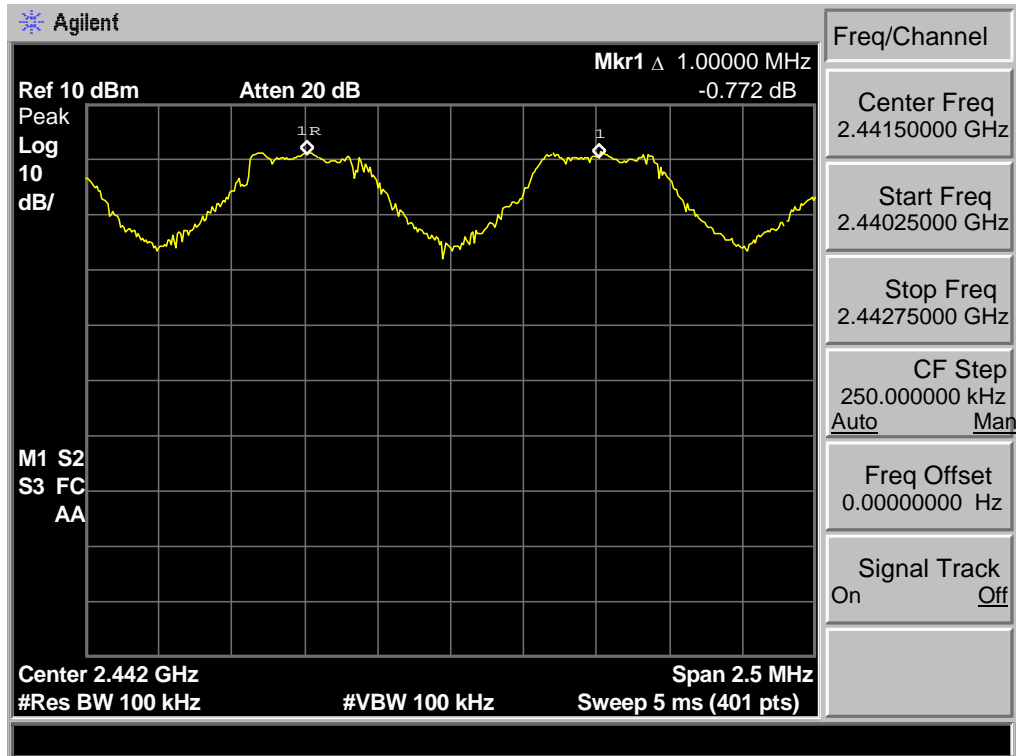
EUT: Car Multimedia Player M/N: VX3022				
Test date: 2015-02-01		Test site: RF site		Tested by: Tony Tang
Mode	Channel	Channel separation (MHz)	Limit	Conclusion
GFSK	Low CH	1.000	0.921 MHz	PASS
	Mid CH	1.000	0.861 MHz	PASS
	High CH	1.000	0.866 MHz	PASS
8-DPSK	Low CH	1.000	> 2/3 of the 20dB Bandwidth or 25[kHz]( whichever is greater)	PASS
	Mid CH	1.000		PASS
	High CH	1.000		PASS

5.4. Test Data

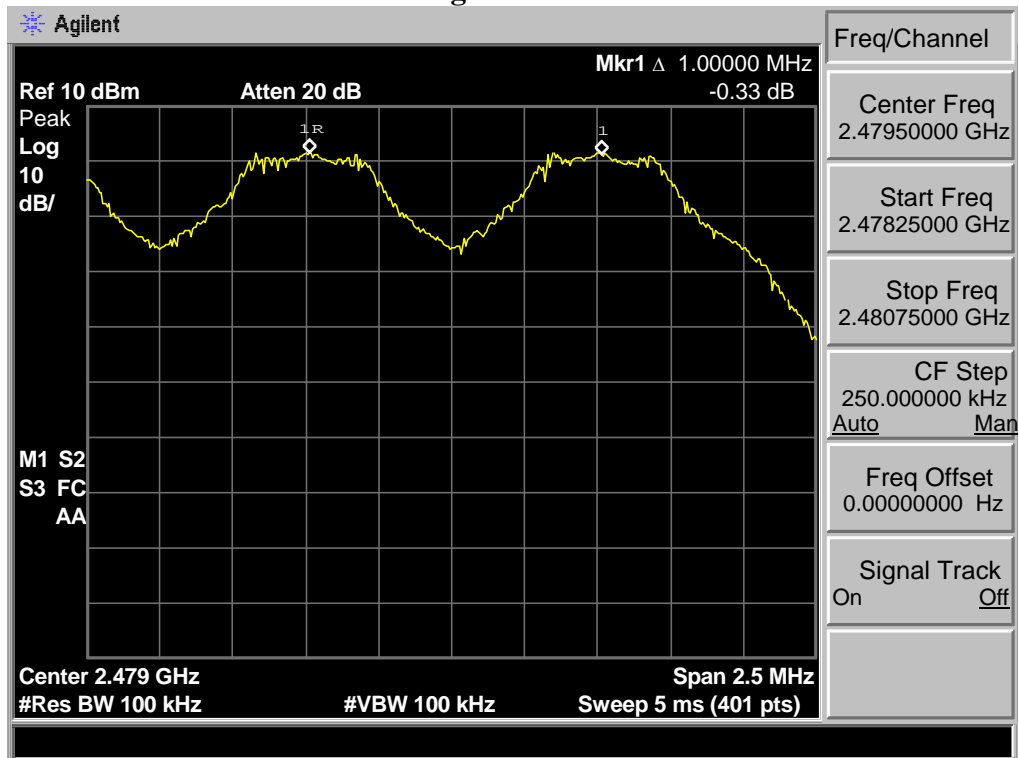
**GFSK  
Low Channel**



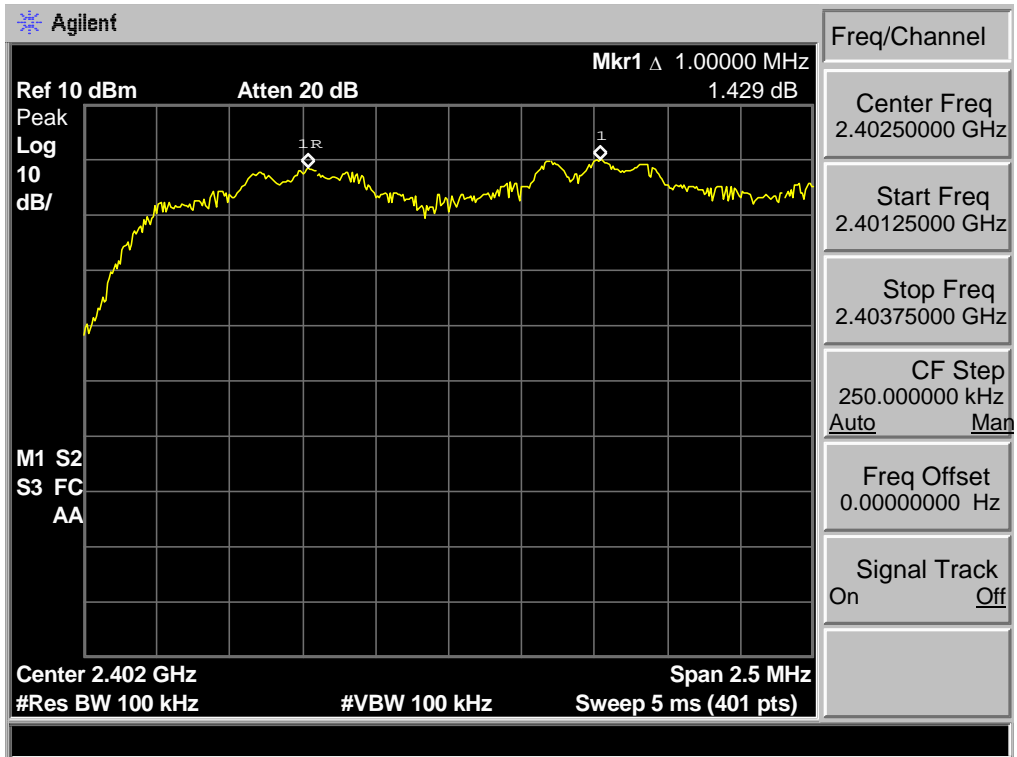
**Mid Channel**



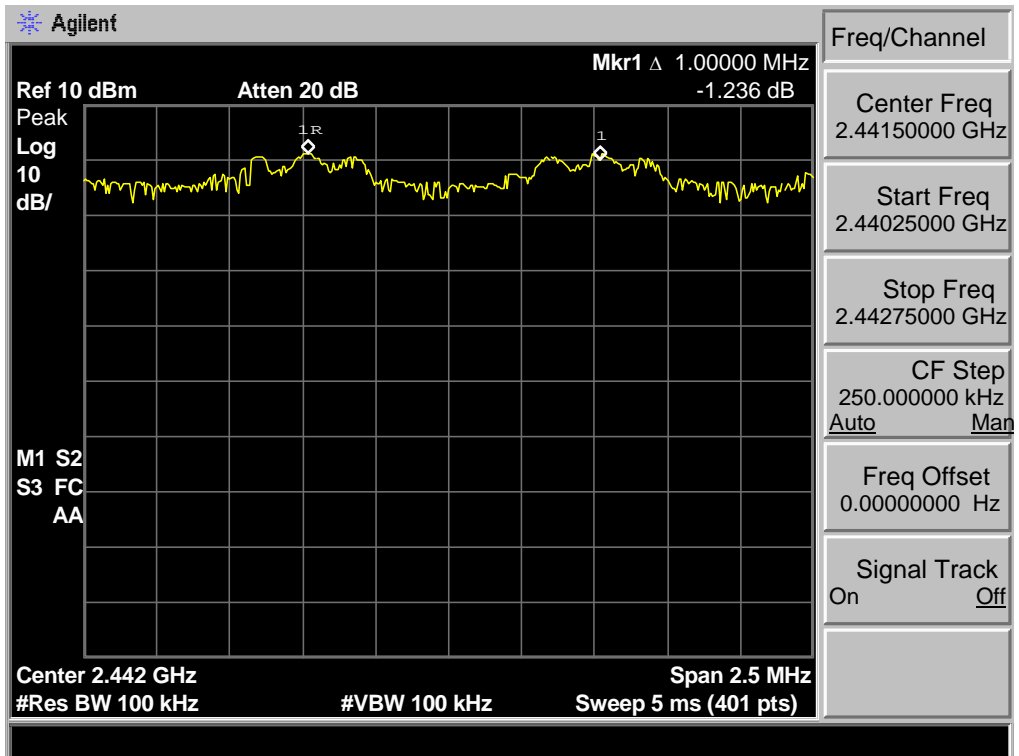
### High Channel



### 8-DPSK Low Channel

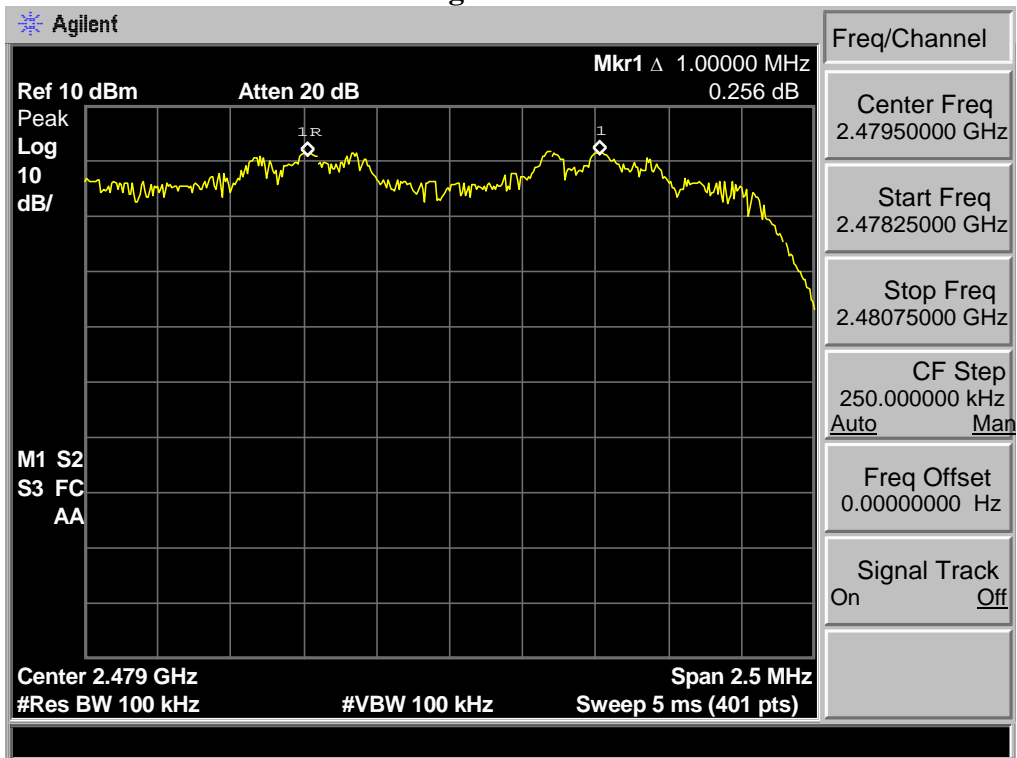


### Mid Channel





### High Channel



## 6. NUMBER OF HOPPING CHANNEL

### 6.1. Limit

Frequency hopping systems in the 2400-2483.5 MHz band shall use at least 15 channels

### 6.2. Test Procedure

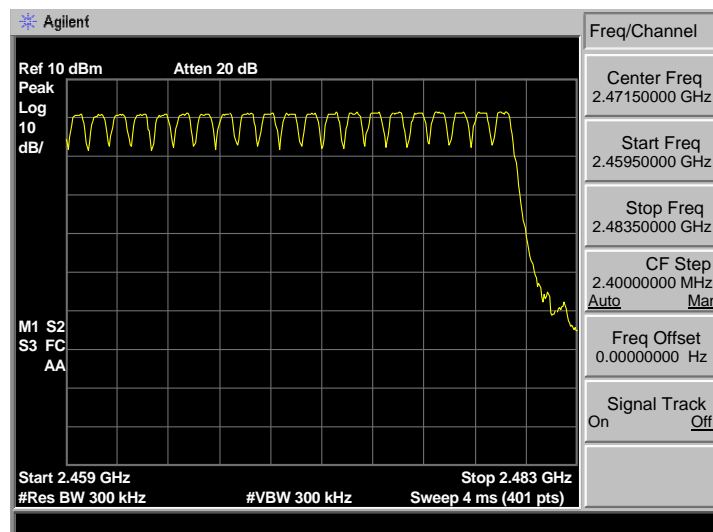
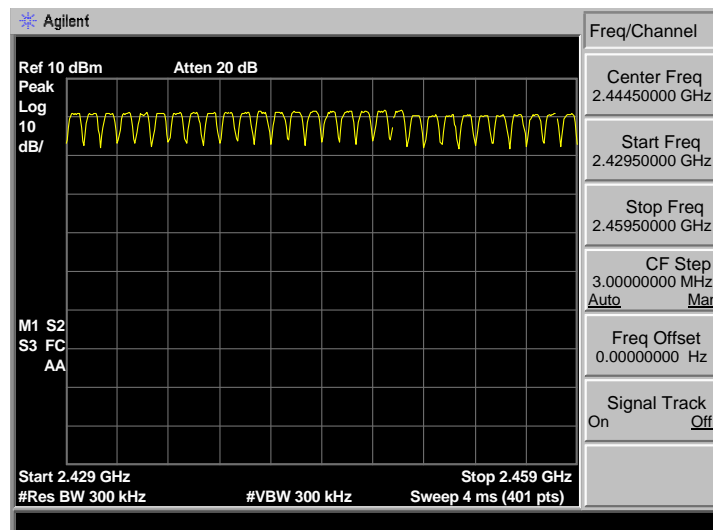
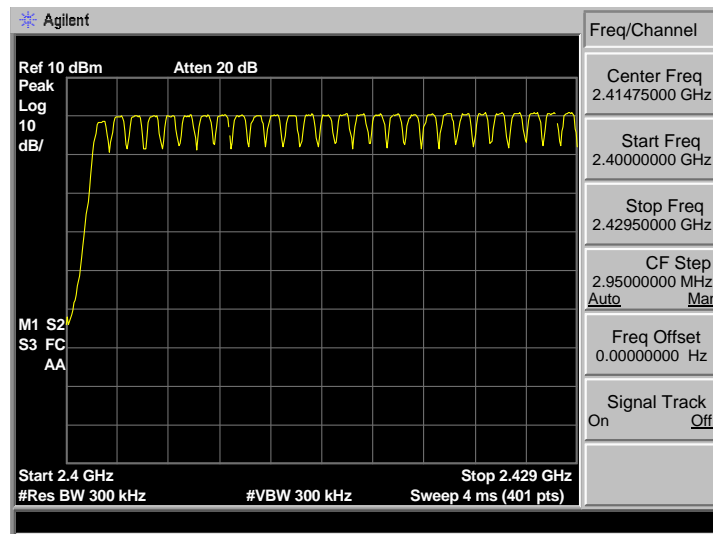
The transmitter output was coupled to a spectrum analyzer via a antenna. The number of hopping channel was measured by spectrum analyzer with 300kHz RBW and 300kHz VBW.

### 6.3. Test Result

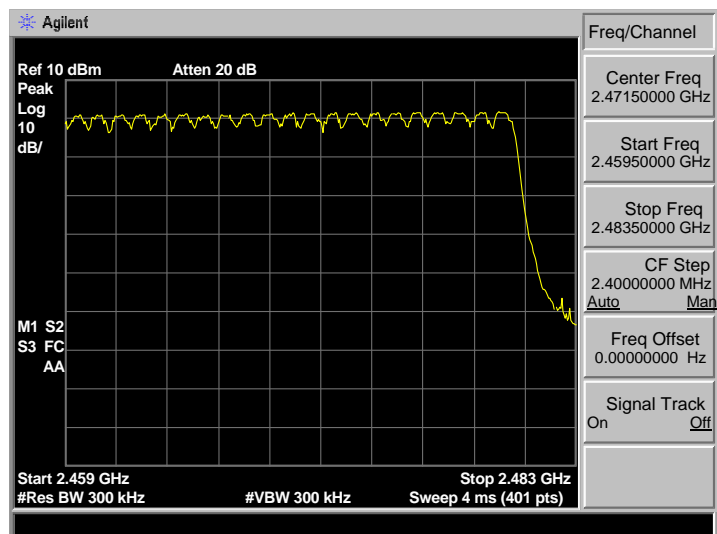
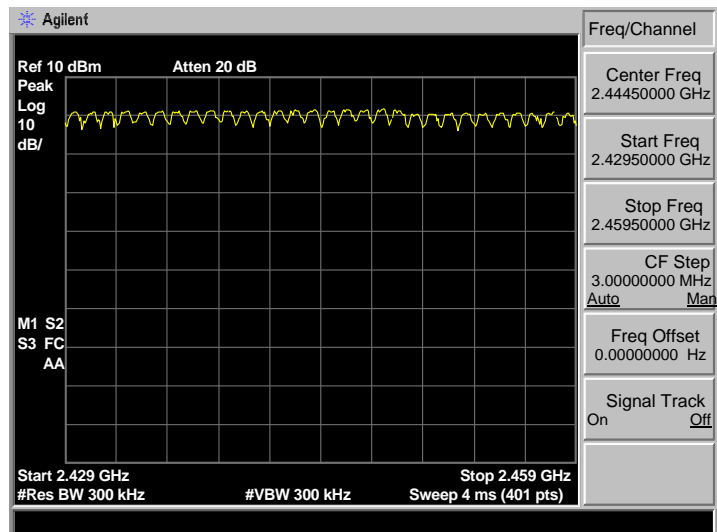
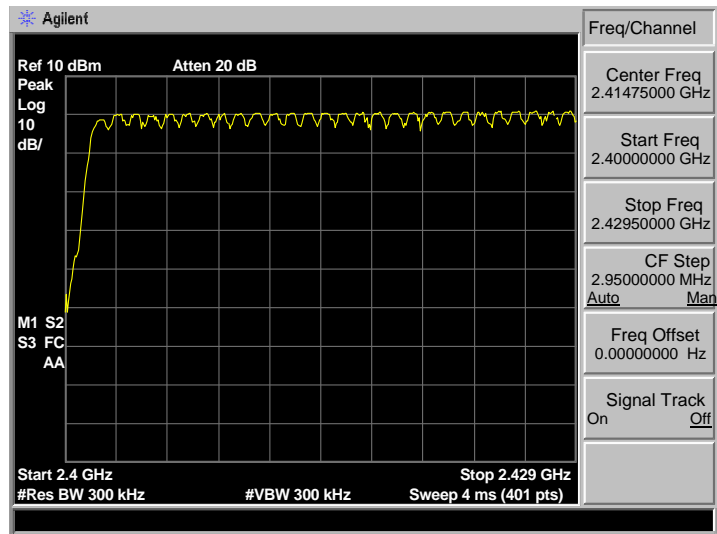
EUT: Car Multimedia Player			
M/N: VX3022			
Test date: 2015-02-01		Test site: RF site	Tested by: Tony.Tang
Mode	Number of hopping channel	Limit	Conclusion
GFSK	79	>15	PASS
8-DPSK	79	>15	PASS

## 6.4. Test Data

### GFSK



### 8-DPSK



## 7. DWELL TIME

### 7.1. Limit

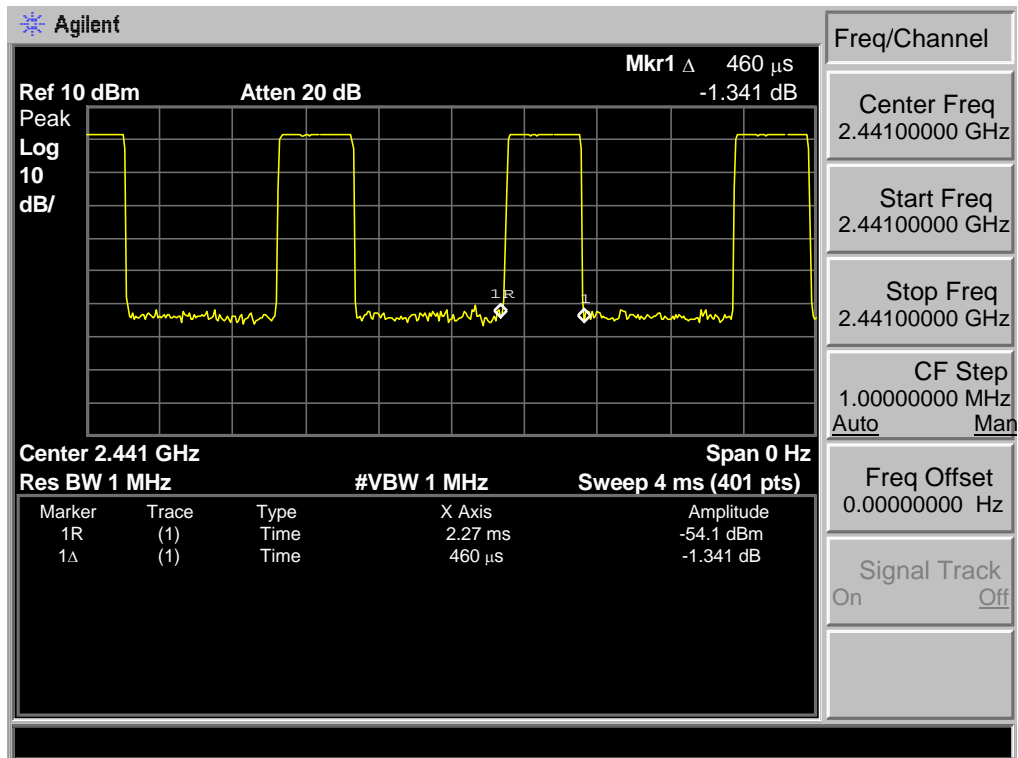
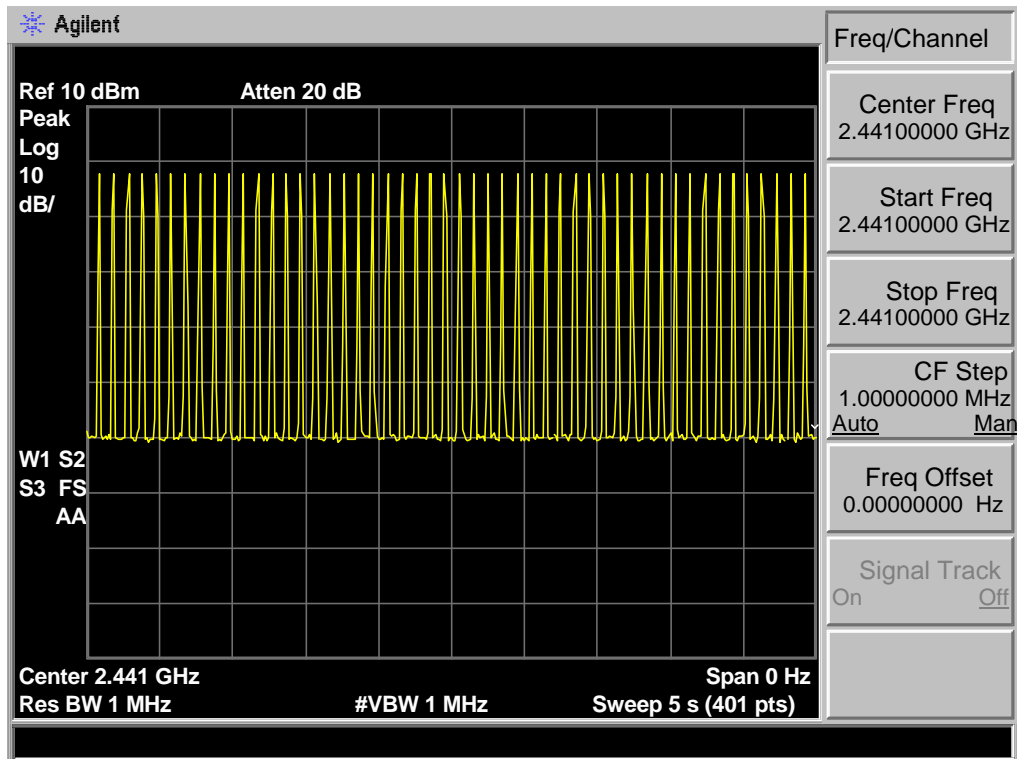
The average time of occupancy on any channel shall not be greater than 0.4 seconds within a period of 0.4 seconds multiplied by the number of hopping channels employed.

### 7.2. Test Result

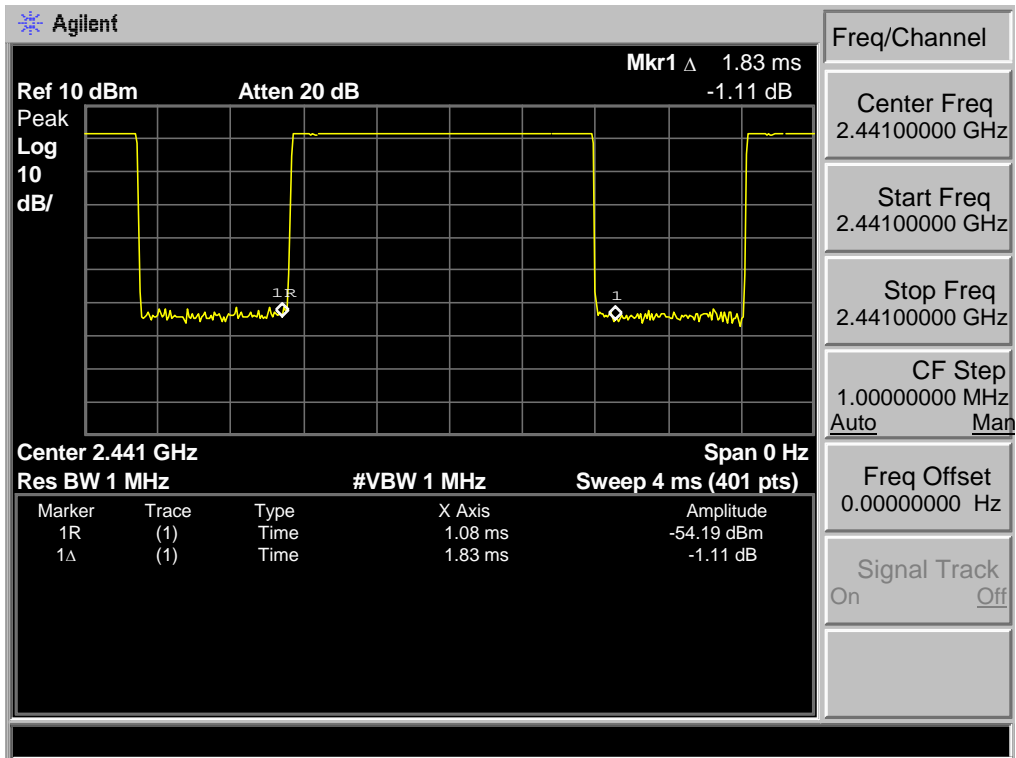
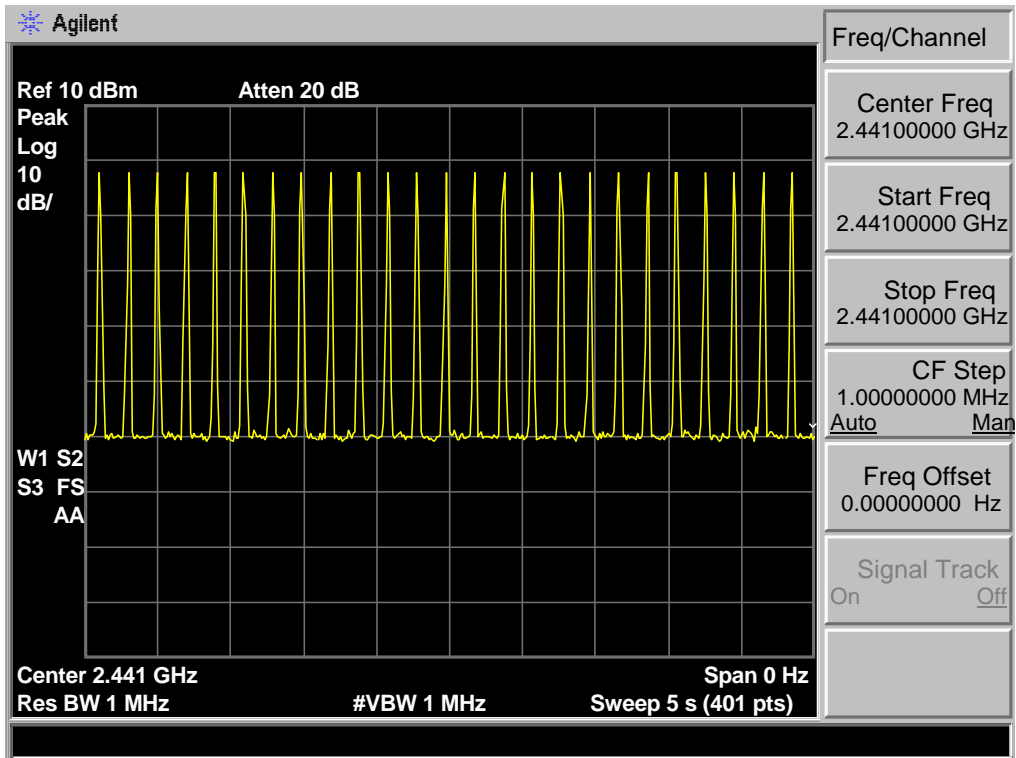
EUT: Car Multimedia Player			
M/N: VX3022			
Test date: 2015-02-01		Test site: RF site	Tested by: Tony Tang
Mode	Dwell time (ms)	Limit	Conclusion
GFSK DH1	145.36	<400ms	PASS
GFSK DH3	289.14	<400ms	PASS
GFSK DH5	318.02	<400ms	PASS
8-DPSK DH1	151.68	<400ms	PASS
8-DPSK DH3	276.50	<400ms	PASS
8-DPSK DH5	319.10	<400ms	PASS

### 7.3. Test Data

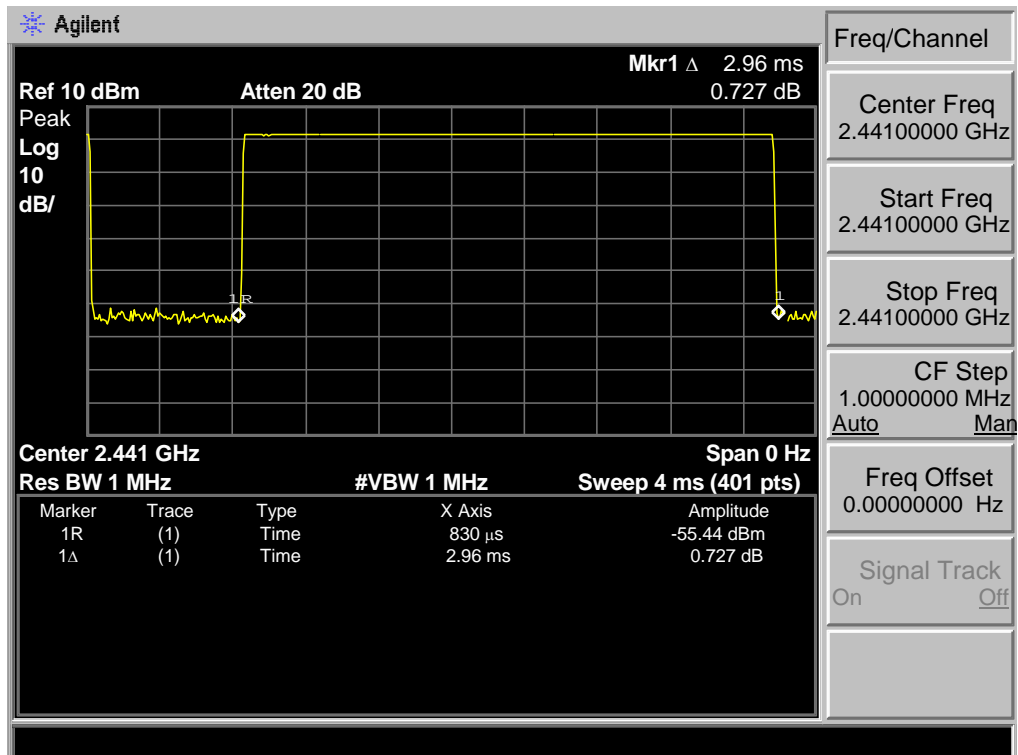
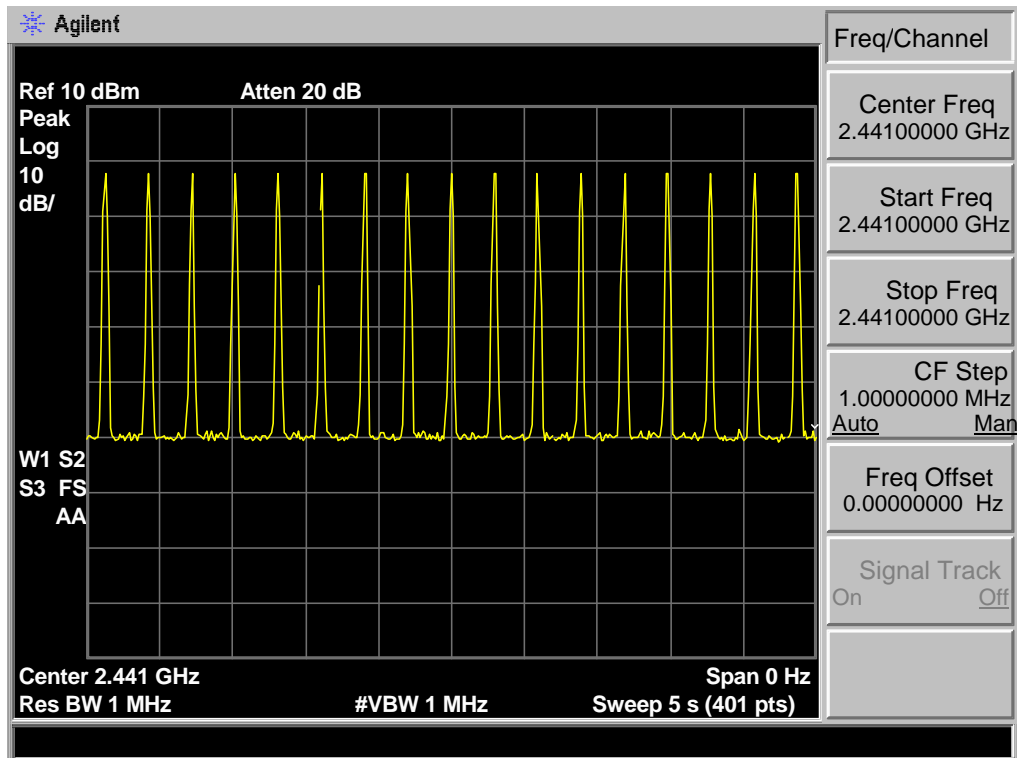
**GFSK DH1 : 50hop/5s \* 0.4 \* 79 \* 0.46ms = 145.36ms**



GFSK DH3 : 25hop/5s \* 0.4 \* 79 \* 1.83ms= 289.14ms

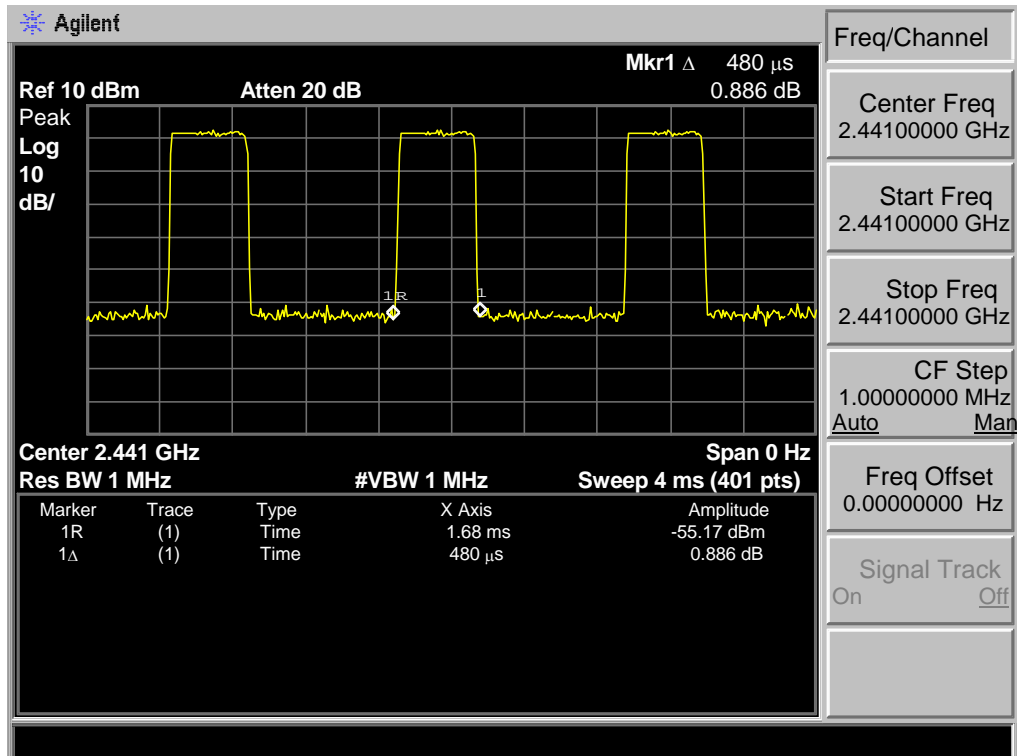
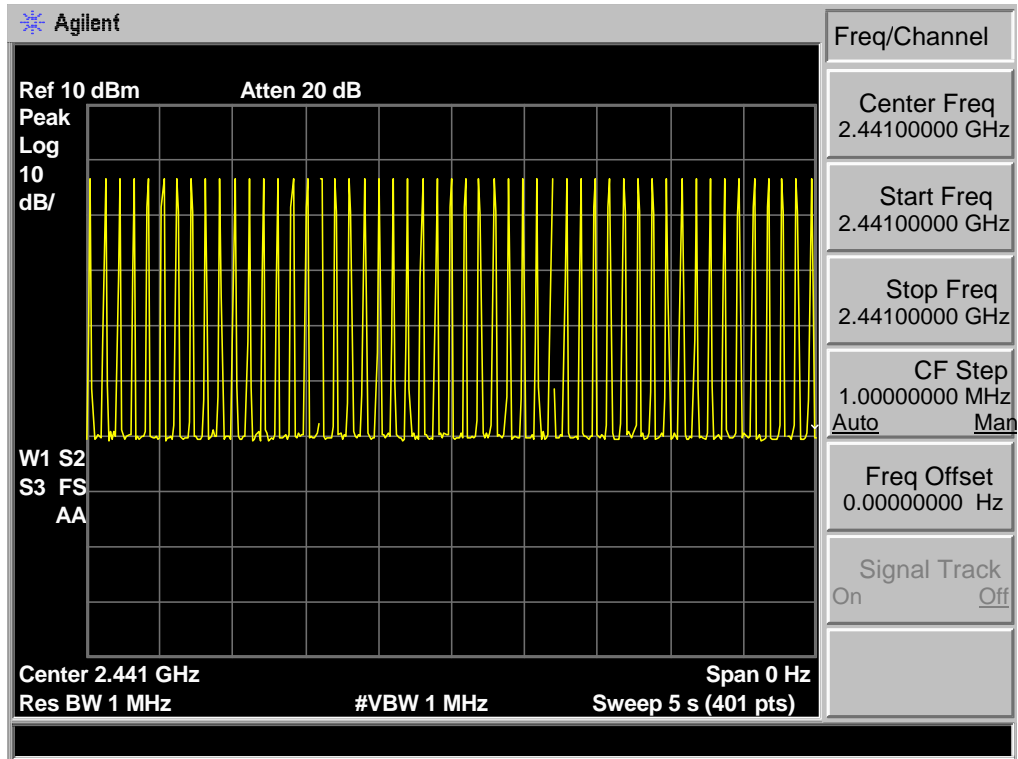


**GSFK DH5 : 17hop/5s \* 0.4 \* 79 \* 2.96ms = 318.02ms**

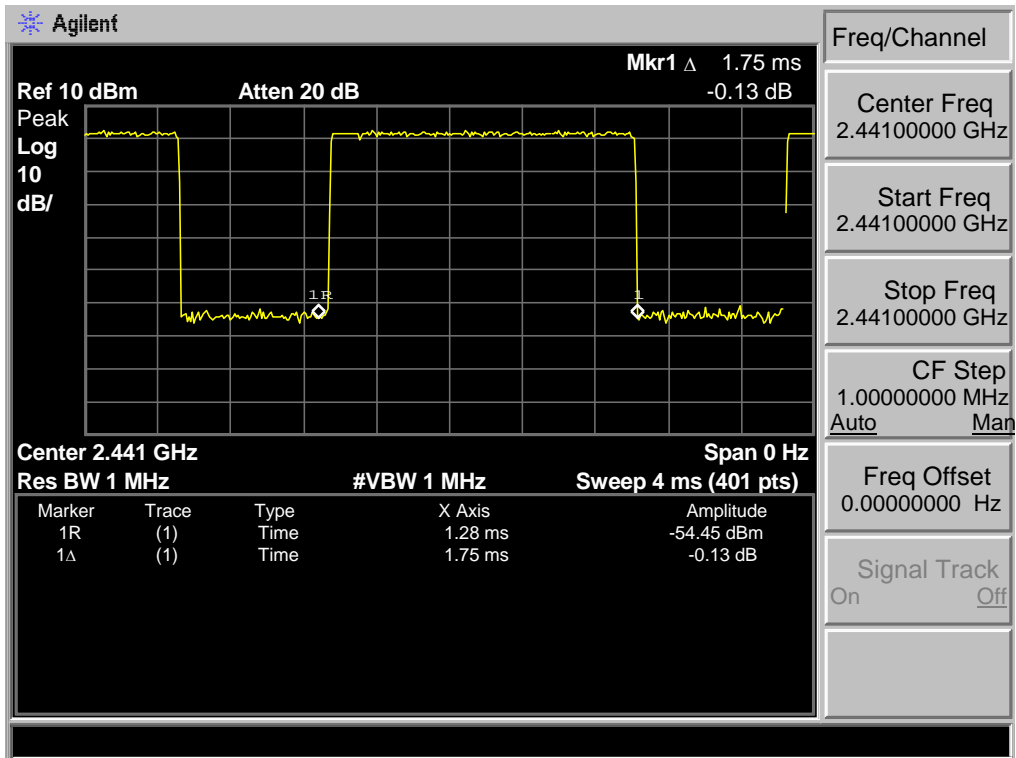
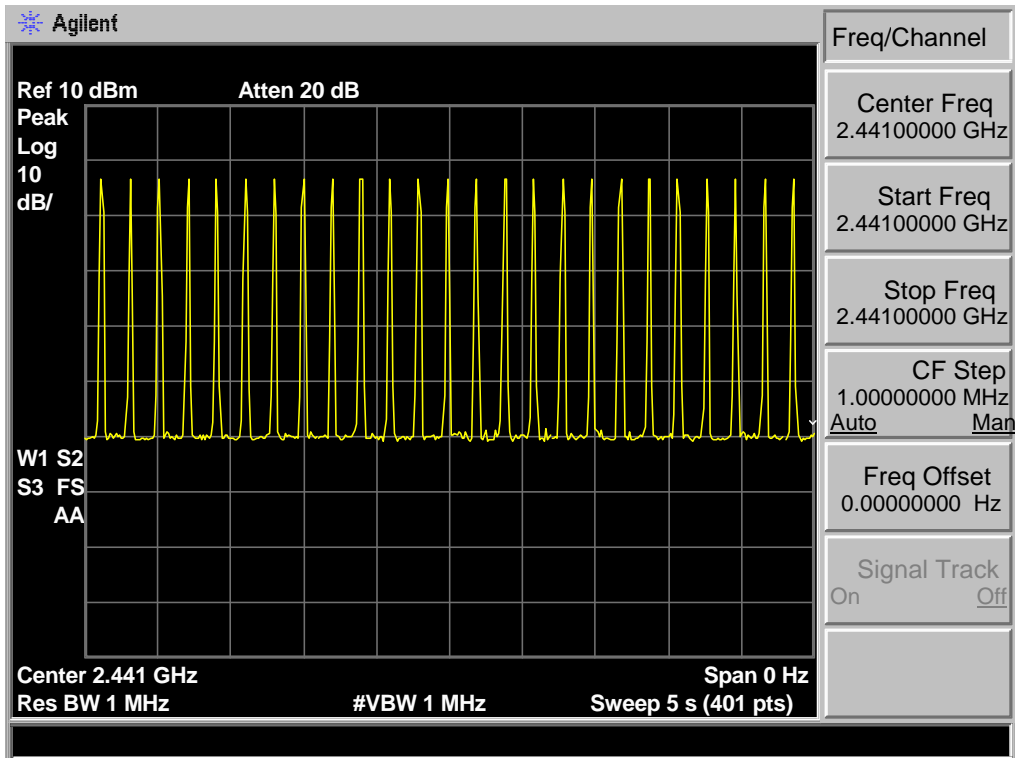




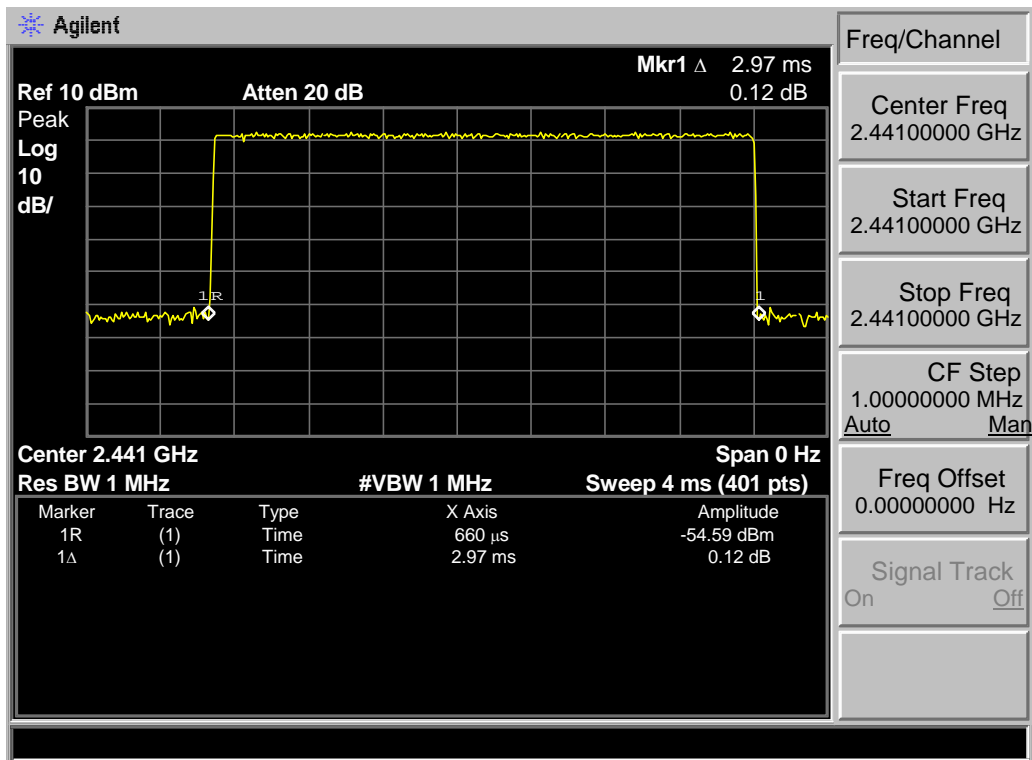
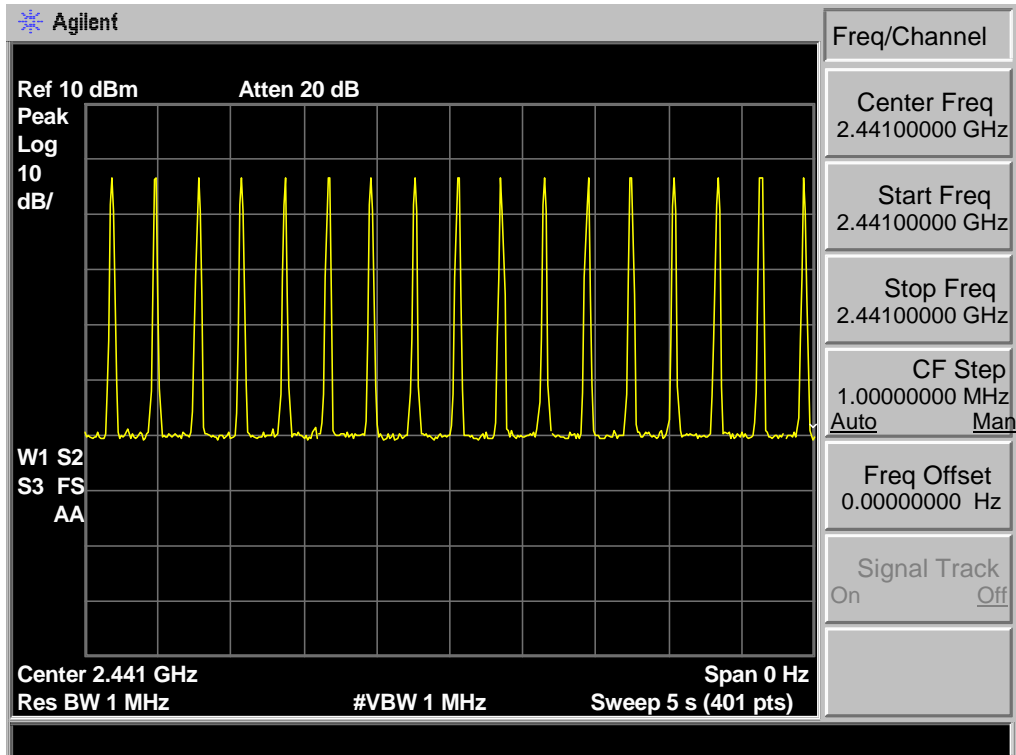
8-DPSK DH1 :  $50\text{hop}/5\text{s} * 0.4 * 79 * 0.48\text{ms} = 151.68\text{ms}$



8-DPSK DH3 : 25hop/5s \* 0.4 \* 79 \* 1.75ms= 276.50ms



8-DPSK DH5 :  $17\text{hop}/5\text{s} * 0.4 * 79 * 2.97\text{ms} = 319.10\text{ms}$



## 8. RADIATED EMISSIONS

### 8.1. Limit

All the emissions appearing within 15.205 restricted frequency bands shall not exceed the limits shown in 15.209, all the other emissions shall be at least 20dB below the fundamental emissions, or comply with 15.209 limits.

#### 15.205 Restricted frequency band

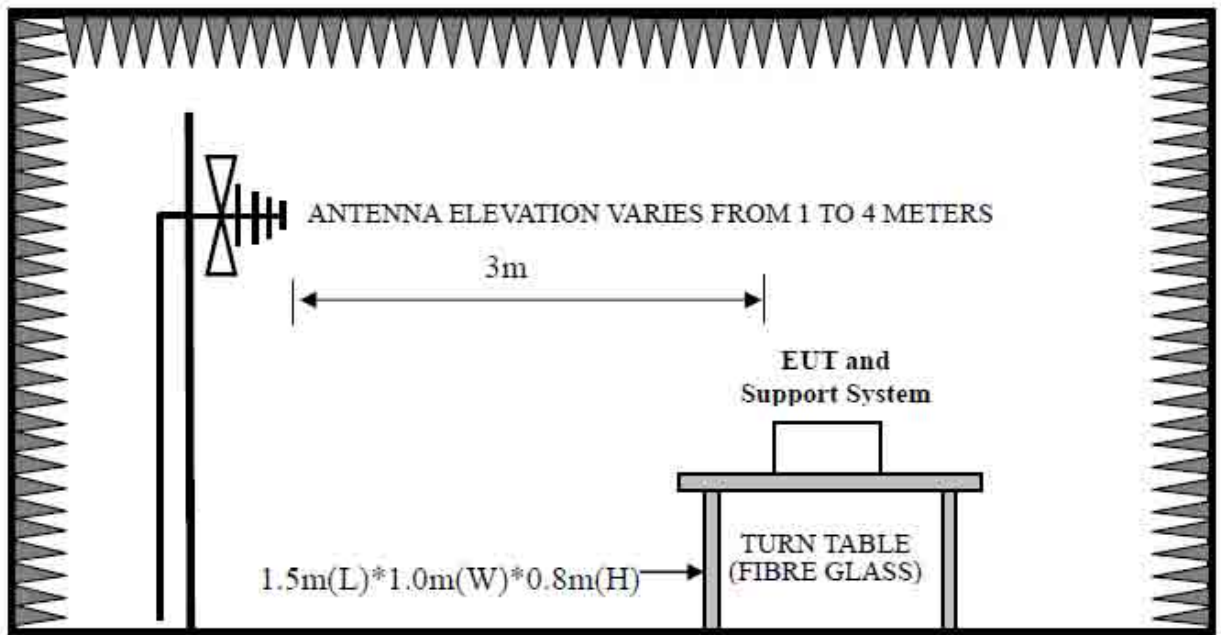
MHz	MHz	MHz	GHz
0.090 - 0.110	16.42 - 16.423	399.9 - 410	4.5 - 5.15
<sup>1</sup> 0.495 - 0.505	16.69475 - 16.69525	608 - 614	5.35 - 5.46
2.1735 - 2.1905	16.80425 - 16.80475	960 - 1240	7.25 - 7.75
4.125 - 4.128	25.5 - 25.67	1300 - 1427	8.025 - 8.5
4.17725 - 4.17775	37.5 - 38.25	1435 - 1626.5	9.0 - 9.2
4.20725 - 4.20775	73 - 74.6	1645.5 - 1646.5	9.3 - 9.5
6.215 - 6.218	74.8 - 75.2	1660 - 1710	10.6 - 12.7
6.26775 - 6.26825	108 - 121.94	1718.8 - 1722.2	13.25 - 13.4
6.31175 - 6.31225	123 - 138	2200 - 2300	14.47 - 14.5
8.291 - 8.294	149.9 - 150.05	2310 - 2390	15.35 - 16.2
8.362 - 8.366	156.52475 - 156.52525	2483.5 - 2500	17.7 - 21.4
8.37625 - 8.38675	156.7 - 156.9	2690 - 2900	22.01 - 23.12
8.41425 - 8.41475	162.0125 - 167.17	3260 - 3267	23.6 - 24.0
12.29 - 12.293	167.72 - 173.2	3332 - 3339	31.2 - 31.8
12.51975 - 12.52025	240 - 285	3345.8 - 3358	36.43 - 36.5
12.57675 - 12.57725	322 - 335.4	3600 - 4400	( <sup>2</sup> )

#### 15.209 Limit

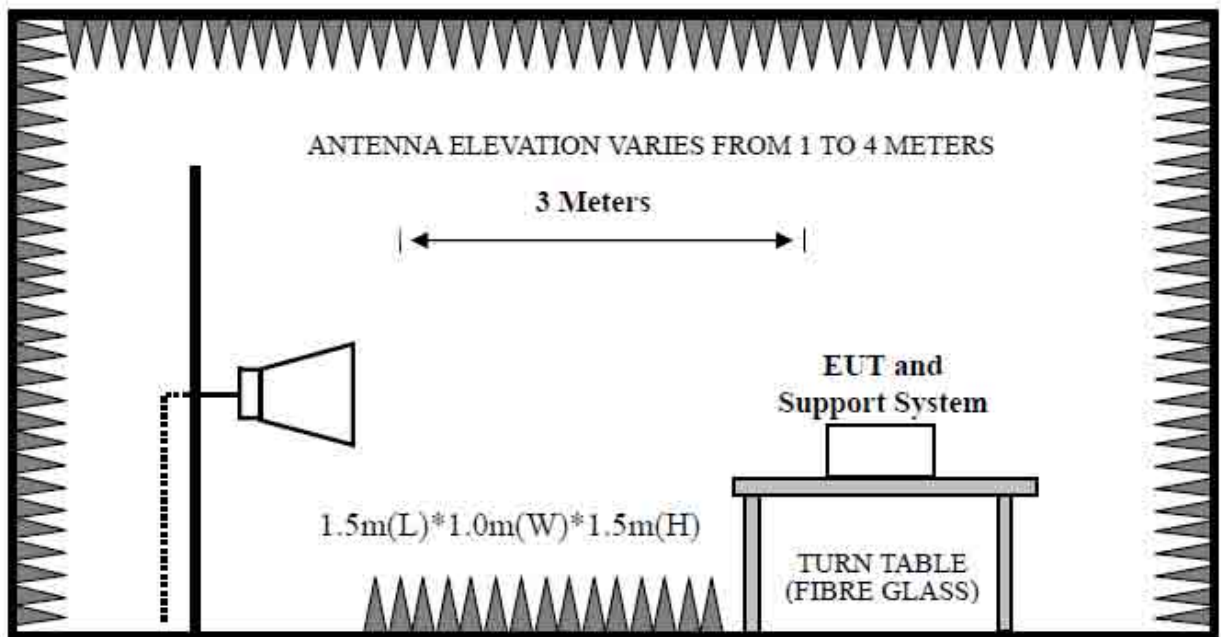
FREQUENCY MHz	DISTANCE Meters	FIELD STRENGTHS LIMIT	
		μV/m	dB(μV)/m
30 ~ 88	3	100	40.0
88 ~ 216	3	150	43.5
216 ~ 960	3	200	46.0
960 ~ 1000	3	500	54.0
Above 1000	3	74.0 dB(μV)/m (Peak) 54.0 dB(μV)/m (Average)	

## 8.2. Block Diagram of Test setup

30~1000MHz



Above 1GHz



### 8.3. Test Procedure

EUT was placed on a turn table, which is 0.8 meter high above ground for 30~1000MHz test, and which is 1.5 meter high above ground for above 1GHz test. The turn table can rotate 360 degrees to determine the position of the maximum emission level. Power on the EUT and let it working in test mode, then test it. EUT is set 3 meters away from the receiving antenna, which is mounted on a antenna tower. The antenna can be moved up and down between 1 meter and 4 meters to find out the maximum emission level. Both horizontal and vertical polarization of the antenna are set on test.

The bandwidth of the EMI test receiver (R&S ESVS10) is set at 120kHz for frequency range from 30MHz to 1000 MHz.

The bandwidth of the Spectrum's VBW is set at 1MHz and RBW is set at 1MHz for peak emissions measurement above 1GHz and 1MHz RBW, 10Hz VBW for average emissions measure above 1GHz

PEAK detector, 1MHz/1MHz for PAEK measurement,  
 PEAK detector, 1MHz/10Hz for Average measurement

The frequency range from 30MHz to 10th harmonic (25GHz) are checked.

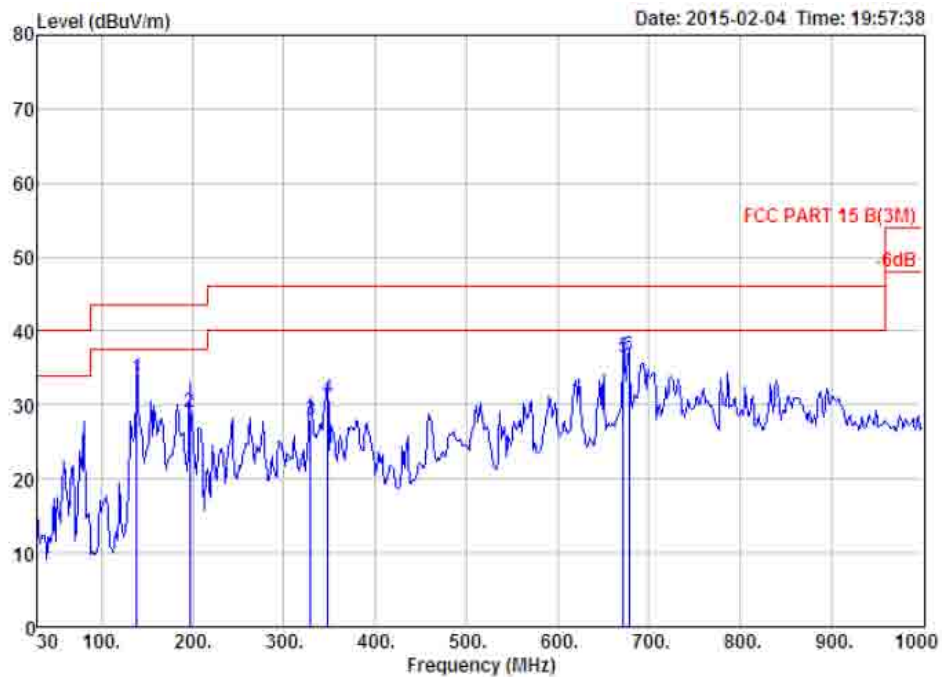
### 8.4. Test Result

<b>30MHz—25GHz Radiated emission Test result</b>
EUT: Car Multimedia Player
M/N: VX3022
Power: DC 12V
Test date: 2015-02-01~04    Test site: 3m Chamber    Tested by: Tony Tang
Test mode: Tx Mode
<b>Pass</b>

- Note: 1、 For emissions above 1GHz, if peak level comply with average limit, then the average level is deemed to comply with average limit.
- 2、 The frequency 2402MHz 、 2441MHz and 2480MHz is fundamental frequency which no limit, the limit on plots is automatically generated by the software, it's not fundamental limit, we can't remove it.

### 8.5. Test Data

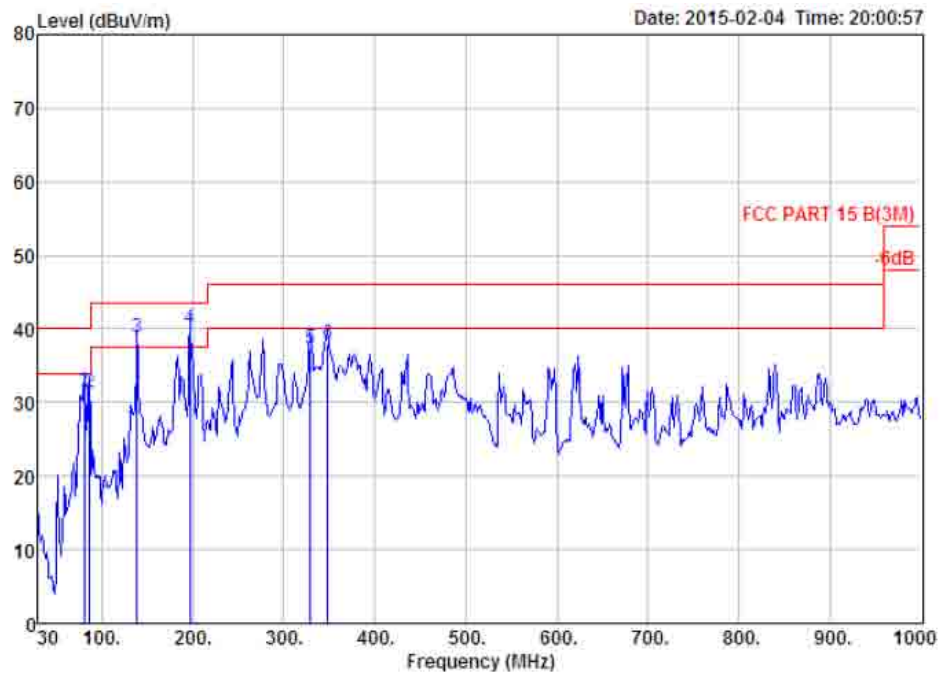
30 MHz – 1000 MHz



```

Site no.       : 1# 966 chamber           Data no.  : 146
Dis. / Ant.   : 3m 27137                 Ant. pol. : VERTICAL
Limit         : FCC PART 15 B(3M)
Env. / Ins.   : Temp:23.6°;Humid:56%;Press:101.52kPa
Engineer      : Tony
EUT           : Car Multimedia Player
Power         : DC 12V
M/N           : VX3022
Test Mode     : GFSK TX 2402MHz
    
```

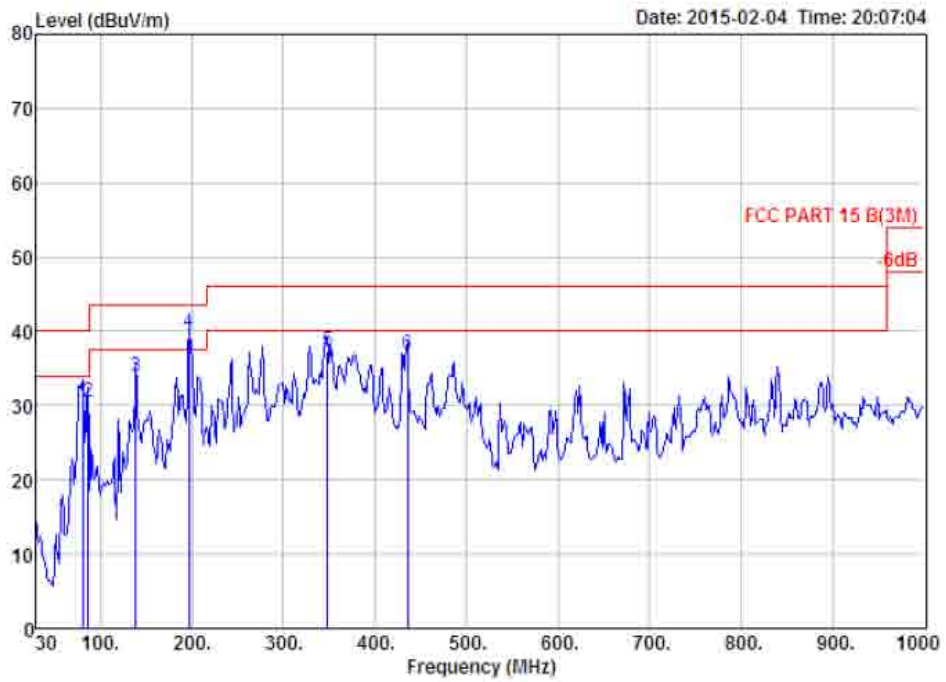
	Freq. (MHz)	Ant. Factor (dB/m)	Cable Loss (dB)	Reading (dBuV)	Emission Level (dBuV/m)	Limits (dBuV/m)	Margin (dB)	Remark
1	138.64	11.42	1.54	20.74	33.70	43.50	9.80	QP
2	196.84	7.72	1.61	19.47	29.00	43.50	14.50	QP
3	328.76	13.82	2.44	11.77	28.03	46.00	17.97	QP
4	348.16	14.41	2.53	14.09	31.03	46.00	14.97	QP
5	672.14	20.23	3.62	12.72	36.57	46.00	9.43	QP
6	677.96	20.28	3.65	12.77	36.70	46.00	9.30	QP



Site no. : 1# 966 chamber Data no. : 147  
 Dis. / Ant. : 3m 27137 Ant. pol. : HORIZONTAL  
 Limit : FCC PART 15 B(3M)  
 Env. / Ins. : Temp:23.6';Humi:56%;Press:101.52kPa  
 Engineer : Tony  
 EUT : Car Multimedia Player  
 Power : DC 12V  
 M/N : VX3022  
 Test Mode : GFSK TX 2402MHz

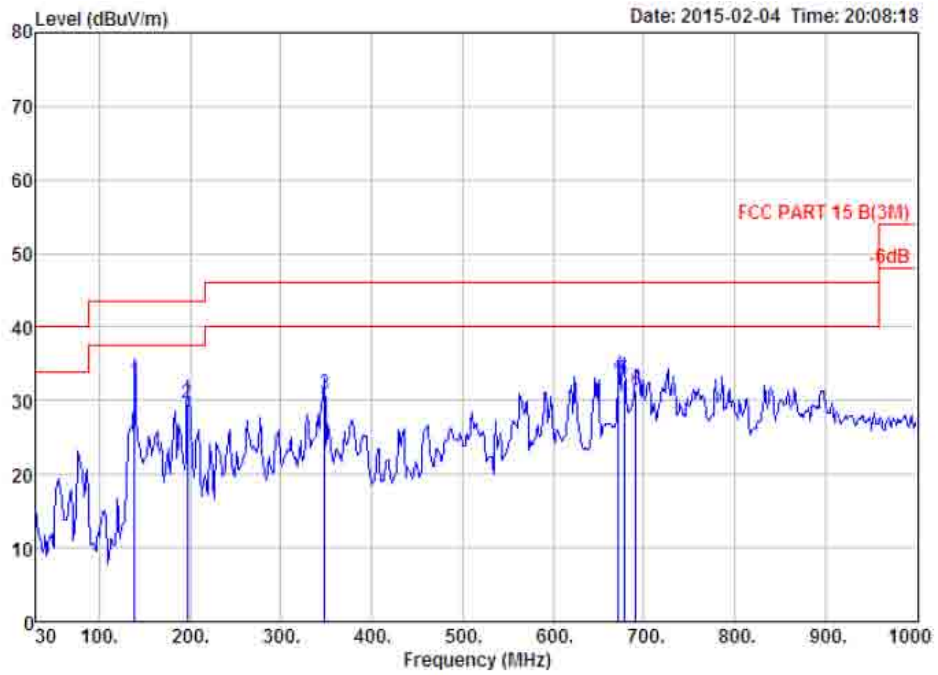
	Freq. (MHz)	Ant. Factor (dB/m)	Cable Loss (dB)	Reading (dBuV)	Emission Level (dBuV/m)	Limits (dBuV/m)	Margin (dB)	Remark
1	80.44	7.07	1.25	28.19	31.51	40.00	8.49	QP
2	86.26	7.84	1.24	22.38	31.46	40.00	8.54	QP
3	132.64	11.42	1.54	25.93	38.89	43.50	4.61	QP
4	196.90	7.71	1.81	30.51	40.03	43.50	3.47	QP
5	328.76	13.82	2.44	21.16	37.42	46.00	8.58	QP
6	348.16	14.41	2.53	20.96	37.90	46.00	8.10	QP





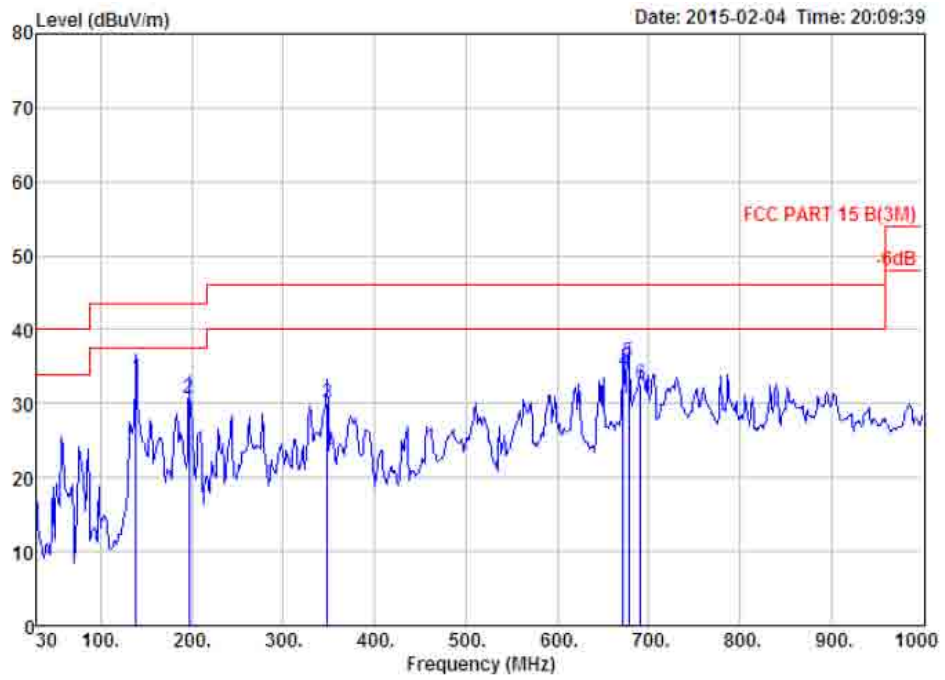
Site no. : 1# 966 chamber Data no. : 148  
 Dis. / Ant. : 3m 27137 Ant. pol. : HORIZONTAL  
 Limit : FCC PART 15 B(3M)  
 Env. / Ins. : Temp:23.6%;Humi:56%;Press:101.52kPa  
 Engineer : Tony  
 EUT : Car Multimedia Player  
 Power : DC 12V  
 M/N : VX3022  
 Test Mode : GFSK TX 2441MHz

	Freq. (MHz)	Ant. Factor (dB/m)	Cable Loss (dB)	Reading (dBuV)	Emission Level (dBuV/m)	Limits (dBuV/m)	Margin (dB)	Remark
1	80.44	7.07	1.25	22.19	30.51	40.00	9.49	QP
2	86.26	7.84	1.24	21.35	30.43	40.00	9.57	QP
3	138.64	11.42	1.54	20.93	33.89	43.50	9.61	QP
4	196.84	7.72	1.81	30.27	39.80	43.50	3.70	QP
5	348.16	14.41	2.53	20.33	37.27	46.00	8.73	QP
6	435.46	16.16	2.82	17.92	36.90	46.00	9.10	QP



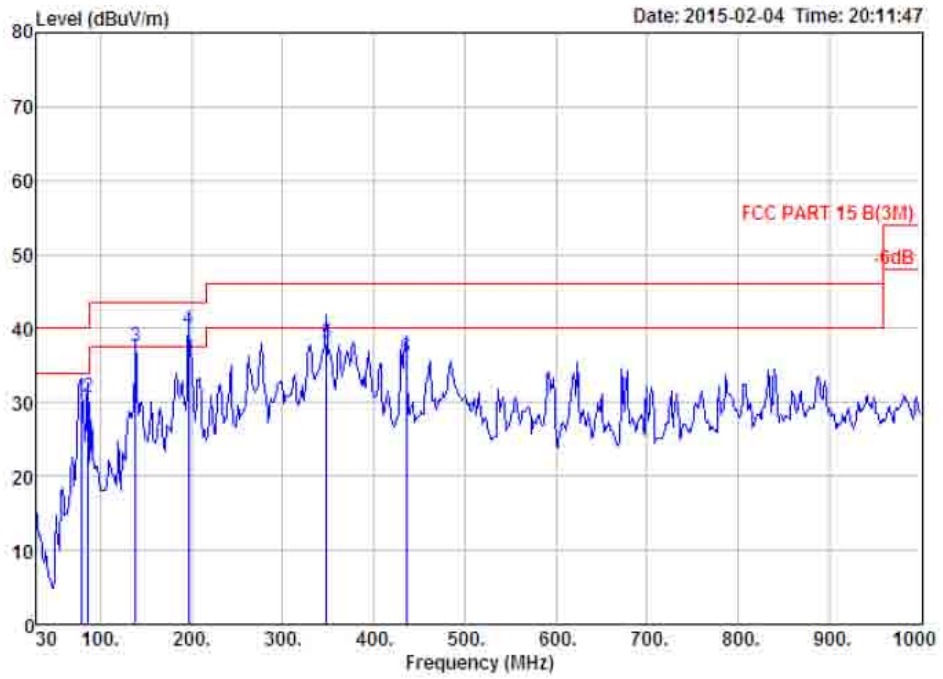
Site no. : 1# 966 chamber Data no. : 149  
 Dis. / Ant. : 3m 27137 Ant. pol. : VERTICAL  
 Limit : FCC PART 15 B(3M)  
 Env. / Ins. : Temp:23.6';Humi:56%;Press:101.52kPa  
 Engineer : Tony  
 EUI : Car Multimedia Player  
 Power : DC 12V  
 M/N : VX3022  
 Test Mode : GFSK TX 2441MHz

	Freq. (MHz)	Ant. Factor (dB/m)	Cable Loss (dB)	Reading (dBuV)	Emission Level (dBuV/m)	Limite (dBuV/m)	Margin (dB)	Remark
1	138.64	11.42	1.54	19.60	32.56	43.50	10.94	QP
2	196.84	7.72	1.81	20.22	29.75	43.50	13.75	QP
3	348.16	14.41	2.53	14.04	30.98	46.00	15.02	QP
4	672.14	20.23	3.62	9.67	33.52	46.00	12.48	QP
5	677.96	20.28	3.63	8.96	32.89	46.00	13.11	QP
6	691.54	20.40	3.60	7.45	31.45	46.00	14.55	QP



Site no. : 1# 966 chamber Data no. : 150  
 Dis. / Ant. : 3m 27137 Ant. pol. : VERTICAL  
 Limit : FCC PART 15 B(3M)  
 Env. / Ins. : Temp:23.6';Humi:56%;Press:101.52kPa  
 Engineer : Tony  
 EUT : Car Multimedia Player  
 Power : DC 12V  
 M/N : VX3022  
 Test Mode : GFSK TX 2480MHz

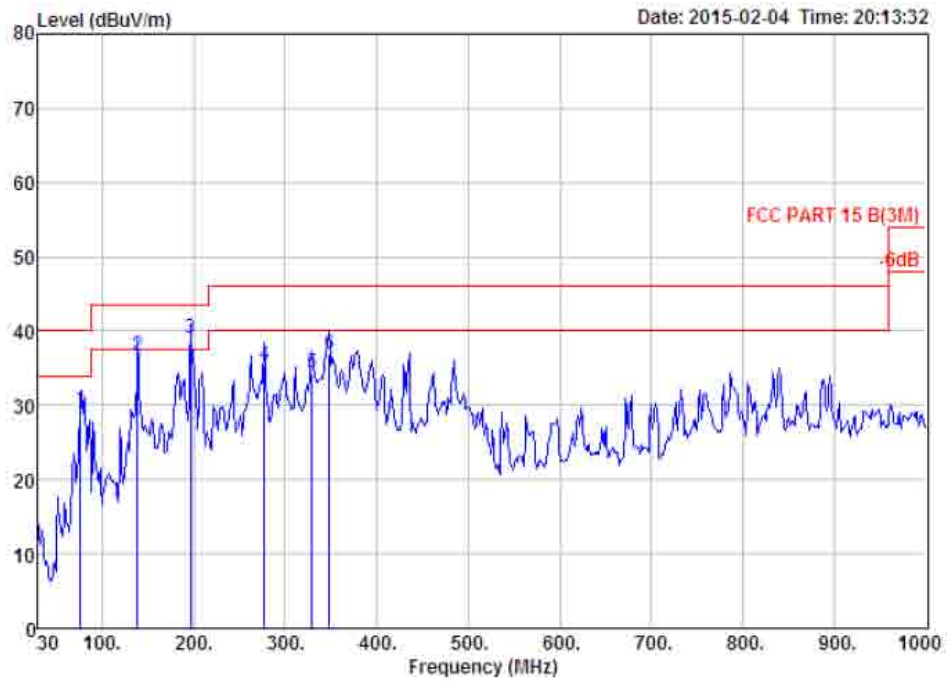
	Freq. (MHz)	Ant. Factor (dB/m)	Cable Loss (dB)	Reading (dBuV)	Emission Level (dBuV/m)	Limits (dBuV/m)	Margin (dB)	Remark
1	138.64	11.42	1.54	20.63	33.59	43.50	9.91	QP
2	196.84	7.72	1.81	21.26	30.79	43.50	12.71	QP
3	348.16	14.41	2.53	13.24	30.18	46.00	15.82	QP
4	672.14	20.23	3.62	10.46	34.31	46.00	11.69	QP
5	677.96	20.28	3.65	11.75	35.68	46.00	10.32	QP
6	691.54	20.40	3.60	8.63	32.63	46.00	13.37	QP



Date: 2015-02-04 Time: 20:11:47

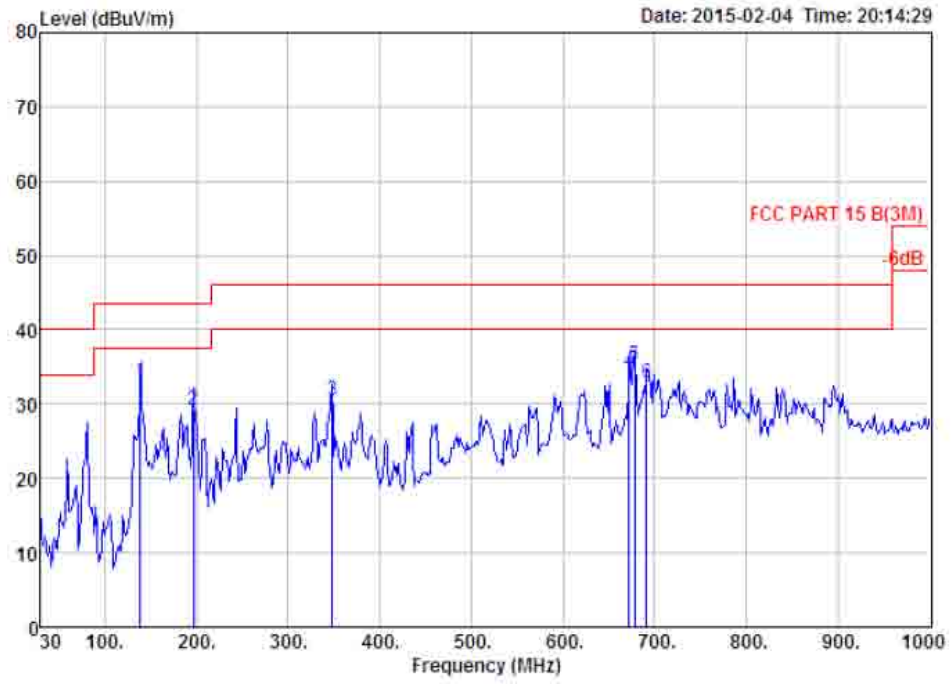
Site no. : 1# 966 chamber Data no. : 151  
 Dis. / Ant. : 3m 27137 Ant. pol. : HORIZONTAL  
 Limit : FCC PART 15 B(3M)  
 Env. / Ins. : Temp:23.6';Humi:56%;Press:101.52kPa  
 Engineer : Tony  
 EUI : Car Multimedia Player  
 Power : DC 12V  
 M/N : VX3022  
 Test Mode : GFSK IX 2450MHz

	Freq. (MHz)	Ant. Factor (dB/m)	Cable Loss (dB)	Reading (dBuV)	Emission Level (dBuV/m)	Limit (dBuV/m)	Margin (dB)	Remark
1	78.50	6.89	1.22	22.18	30.29	40.00	9.71	QP
2	86.26	7.84	1.24	21.59	30.67	40.00	9.33	QP
3	138.64	11.42	1.54	24.60	37.56	43.50	5.94	QP
4	196.84	7.72	1.81	30.46	39.99	43.50	3.51	QP
5	348.16	14.41	2.53	20.98	37.92	46.00	8.08	QP
6	435.46	16.16	2.82	17.01	35.99	46.00	10.01	QP



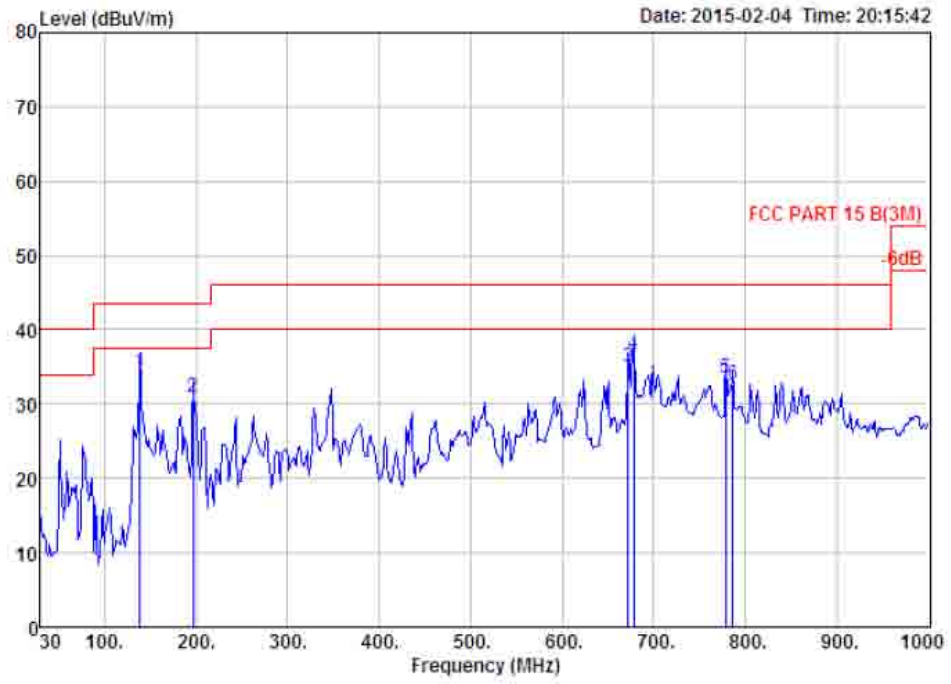
Site no. : 1# 966 chamber Data no. : 152  
 Dis. / Ant. : 3m 27137 Ant. pol. : HORIZONTAL  
 Limit : FCC PART 15 B(3M)  
 Env. / Ins. : Temp:23.6°;Hum:56%;Press:101.52kPa  
 Engineer : Tony  
 EUT : Car Multimedia Player  
 Power : DC 12V  
 M/N : VX3022  
 Test Mode : S-DPSK TX 2402MHz

	Freq. (MHz)	Ant. Factor (dB/m)	Cable Loss (dB)	Reading (dBuV)	Emission Level (dBuV/m)	Limite (dBuV/m)	Margin (dB)	Remark
1	76.56	6.66	1.19	21.63	29.48	40.00	10.52	QP
2	138.64	11.42	1.54	23.81	36.77	43.50	6.73	QP
3	196.84	7.72	1.81	29.44	38.97	43.50	4.53	QP
4	277.35	12.36	2.25	20.75	35.36	46.00	10.64	QP
5	328.76	13.82	2.44	18.00	34.26	46.00	11.74	QP
6	348.16	14.41	2.53	19.89	36.83	46.00	9.17	QP



Site no. : 1# 966 chamber Data no. : 153  
 Dis. / Ant. : 3m 27137 Ant. pol. : VERTICAL  
 Limit : FCC PART 15 B(3M)  
 Env. / Ins. : Temp:23.6';Humi:56%;Press:101.52kPa  
 Engineer : Tony  
 EUI : Car Multimedia Player  
 Power : DC 12V  
 M/N : VX3022  
 Test Mode : S-DPSK TX 2402MHz

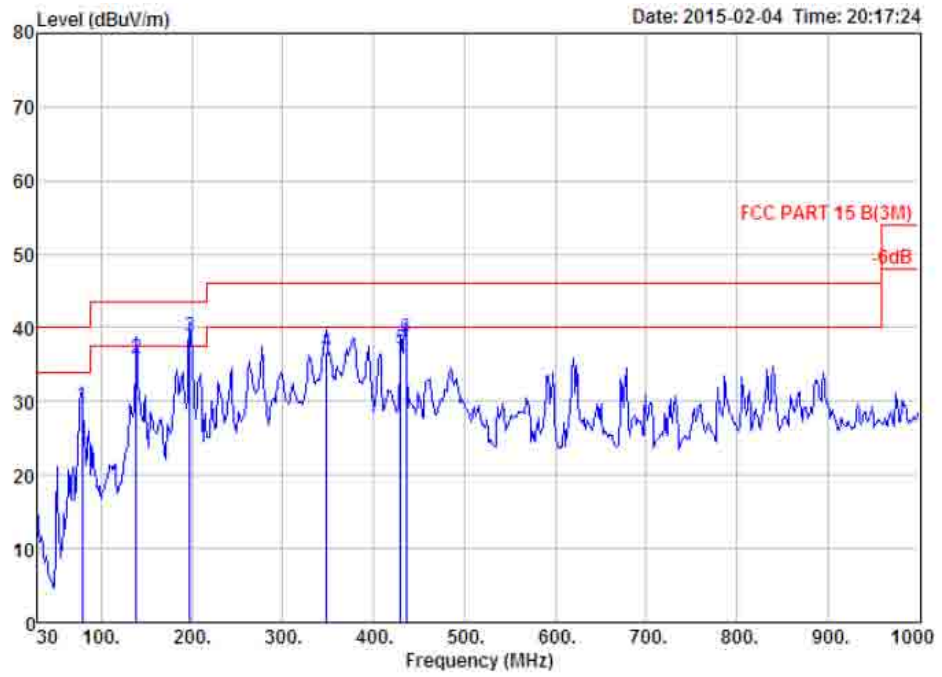
	Freq. (MHz)	Ant. Factor (dB/m)	Cable Loss (dB)	Reading (dBuV)	Emission Level (dBuV/m)	Limit (dBuV/m)	Margin (dB)	Remark
1	138.64	11.42	1.34	20.07	33.03	43.50	10.47	QP
2	196.84	7.72	1.81	19.62	29.15	43.50	14.35	QP
3	348.16	14.41	2.53	13.61	30.55	46.00	15.45	QP
4	672.14	20.23	3.62	10.31	34.36	46.00	11.64	QP
5	677.96	20.28	3.65	11.33	35.26	46.00	10.74	QP
6	691.54	20.40	3.60	8.78	32.78	46.00	13.22	QP



Site no. : 1# 966 chamber Data no. : 154  
 Dis. / Ant. : 3m 27137 Ant. pol. : VERTICAL  
 Limit : FCC PART 15 B(3M)  
 Env. / Ins. : Temp:23.6';Humi:56%;Press:101.52kPa  
 Engineer : Tony  
 EUI : Car Multimedia Player  
 Power : DC 12V  
 M/N : VX3022  
 Test Mode : S-DPSK TX 2441MHz

	Freq. (MHz)	Ant. Factor (dB/m)	Cable Loss (dB)	Reading (dBuV)	Emission Level (dBuV/m)	Limits (dBuV/m)	Margin (dB)	Remark
1	138.64	11.42	1.34	21.40	34.36	43.50	9.14	QP
2	196.84	7.72	1.81	21.48	31.01	43.50	12.49	QP
3	672.14	20.23	3.62	11.07	34.92	46.00	11.08	QP
4	677.96	20.28	3.65	12.76	36.69	46.00	9.31	QP
5	778.84	22.00	3.93	7.59	33.52	46.00	12.48	QP
6	786.60	22.03	3.80	6.77	32.60	46.00	13.40	QP

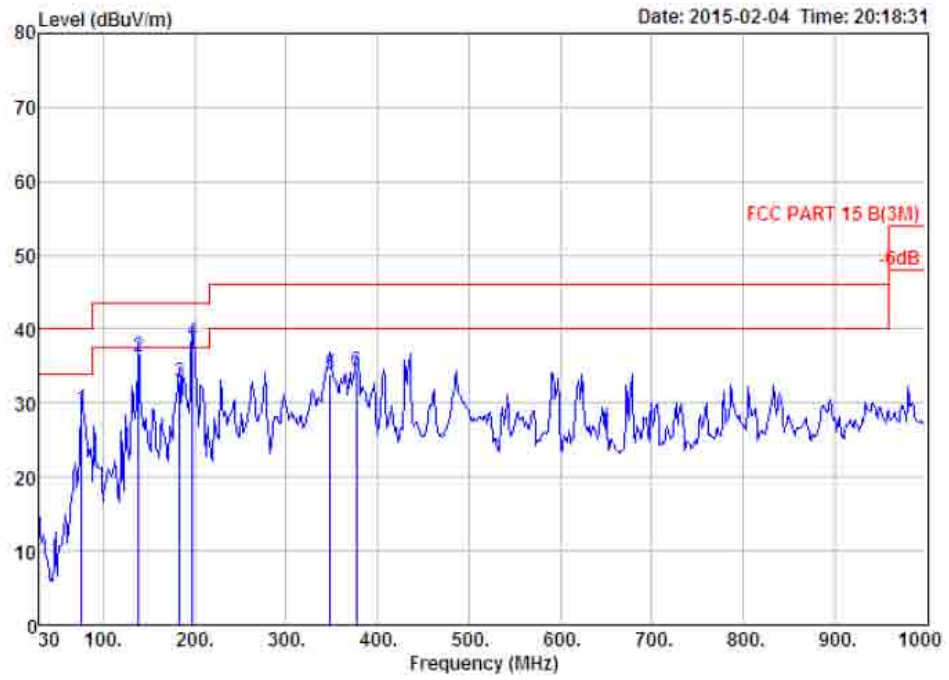




Site no. : 1# 966 chamber Data no. : 155  
 Dis. / Ant. : 3m 27137 Ant. pol. : HORIZONTAL  
 Limit : FCC PART 15 B(3M)  
 Env. / Ins. : Temp:23.6';Humi:56%;Press:101.52kPa  
 Engineer : Tony  
 EUT : Car Multimedia Player  
 Power : DC 12V  
 M/N : VX3022  
 Test Mode : 8-DPSK TX 2441MHz

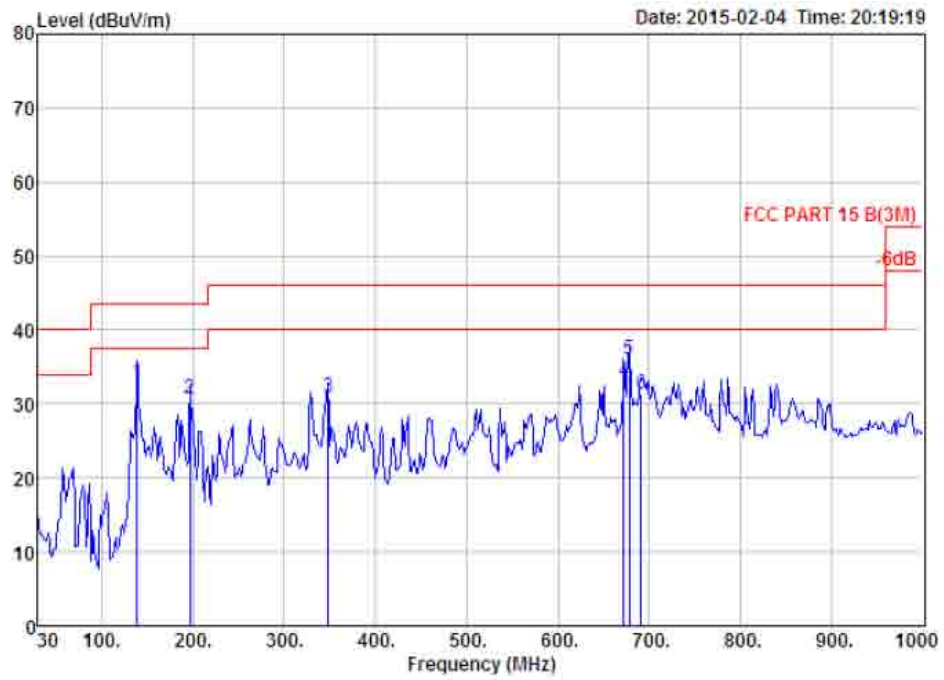
	Freq. (MHz)	Ant. Factor (dB/m)	Cable Loss (dB)	Reading (dBuV)	Emission Level (dBuV/m)	Limits (dBuV/m)	Margin (dB)	Remark
1	78.50	6.89	1.22	21.36	29.49	40.00	10.51	QP
2	138.64	11.42	1.54	22.94	35.90	43.50	7.60	QP
3	197.81	7.71	1.79	29.25	38.75	43.50	4.75	QP
4	348.16	14.41	2.53	19.77	36.71	46.00	9.29	QP
5	429.64	16.06	2.86	18.16	37.08	46.00	8.92	QP
6	435.46	16.16	2.82	19.70	38.68	46.00	7.32	QP





Site no. : 1# 966 chamber Data no. : 156  
 Dis. / Ant. : 5m 27137 Ant. pol. : HORIZONTAL  
 Limit : FCC PART 15 B(3M)  
 Env. / Ins. : Temp:28.6°;Humi:56%;Press:101.52kPa  
 Engineer : Tony  
 EUT : Car Multimedia Player  
 Power : DC 12V  
 M/N : VX3022  
 Test Mode : 8-DPSK TX 2480MHz

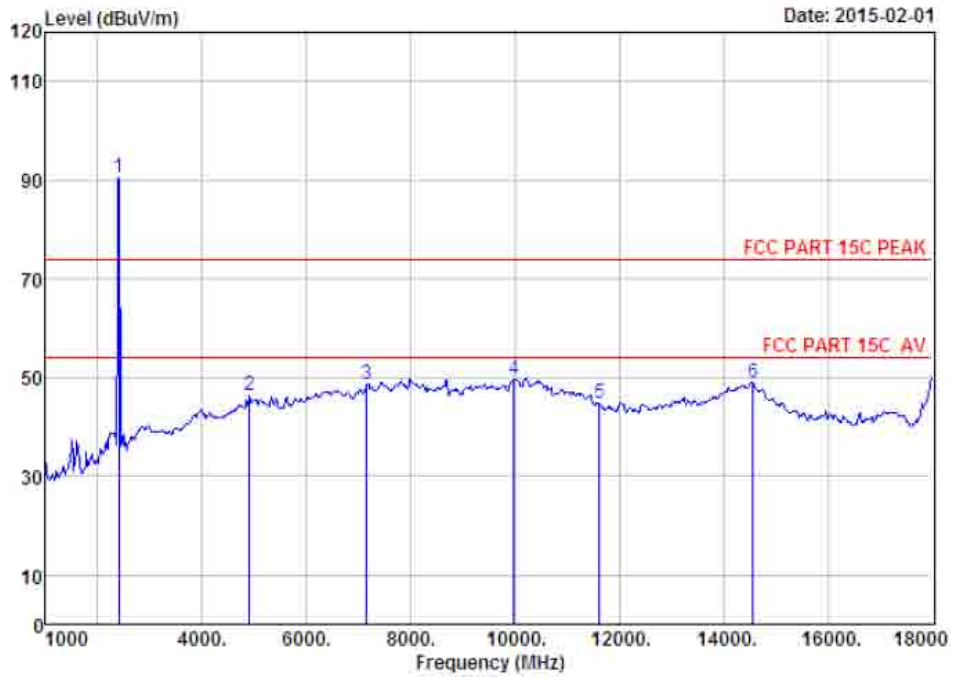
	Freq. (MHz)	Ant. Factor (dB/m)	Cable Loss (dB)	Reading (dBuV)	Emission Level (dBuV/m)	Limits (dBuV/m)	Margin (dB)	Remark
1	76.56	6.66	1.19	21.39	29.24	40.00	10.76	QP
2	138.64	11.42	1.54	23.36	36.32	43.50	7.18	QP
3	183.26	8.67	1.69	22.41	32.77	43.50	10.73	QP
4	197.81	7.71	1.79	28.81	38.31	43.50	5.19	QP
5	348.16	14.41	2.53	16.90	33.84	46.00	12.16	QP
6	377.26	14.86	2.62	16.82	34.40	46.00	11.60	QP



Site no. : 1# 966 chamber Data no. : 157  
 Dis. / Ant. : 3m 27137 Ant. pol. : VERTICAL  
 Limit : FCC PART 15 B(3M)  
 Env. / Ins. : Temp:23.6°;Humi:56%;Press:101.52kPa  
 Engineer : Tony  
 EUT : Car Multimedia Player  
 Power : DC 12V  
 M/N : VX3022  
 Test Mode : 8-DPSK TX 2480MHz

	Freq. (MHz)	Ant. Factor (dB/m)	Cable Loss (dB)	Reading (dBuV)	Emission Level (dBuV/m)	Limit (dBuV/m)	Margin (dB)	Remark
1	138.64	11.42	1.54	19.88	32.84	43.50	10.66	QP
2	196.84	7.72	1.81	21.21	30.74	43.50	12.76	QP
3	348.16	14.41	2.53	13.91	30.85	46.00	15.15	QP
4	672.14	20.23	3.62	9.18	33.03	46.00	12.97	QP
5	677.96	20.28	3.65	12.07	36.00	46.00	10.00	QP
6	691.54	20.40	3.60	7.45	31.45	46.00	14.55	QP

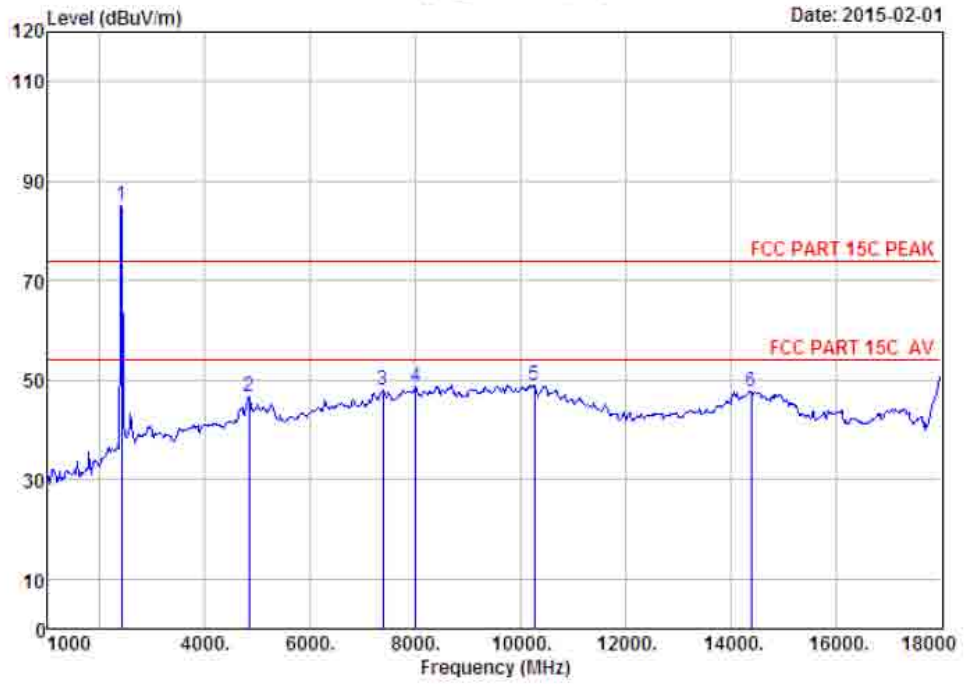
**1000 MHz – 18000MHz**



Site no. : 1# 966 chamber Data no. : 37  
 Dis. / Ant. : 3m ANT 1-18G Ant. pol. : VERTICAL  
 Limit : FCC PART 15C PEAK  
 Env. / Ins. : Temp:23.6°;Humi:56%;Press:101.52kPa  
 Engineer : Tony  
 EUT : Car Multimedia Player  
 Power : DC 12V  
 M/N : VX3022  
 Test Mode : GFSK IX 2402MHz

	Freq. (MHz)	Ant. Factor (dB/m)	Cable Loss (dB)	Amp Factor (dB)	Reading (dBuV)	Emission Level (dBuV/m)	Limits (dBuV/m)	Margin (dB)	Remark
1	2402.00	27.61	6.62	34.18	90.47	90.52	74.00	-16.52	Peak
2	4910.00	31.42	12.22	31.93	34.70	46.41	74.00	27.59	Peak
3	7154.00	36.25	11.52	32.21	32.95	43.51	74.00	25.49	Peak
4	9976.00	38.13	11.59	31.78	31.77	49.71	74.00	24.29	Peak
5	11625.00	39.06	11.04	34.80	29.62	44.92	74.00	29.08	Peak
6	14566.00	41.71	10.92	33.32	29.73	49.04	74.00	24.96	Peak

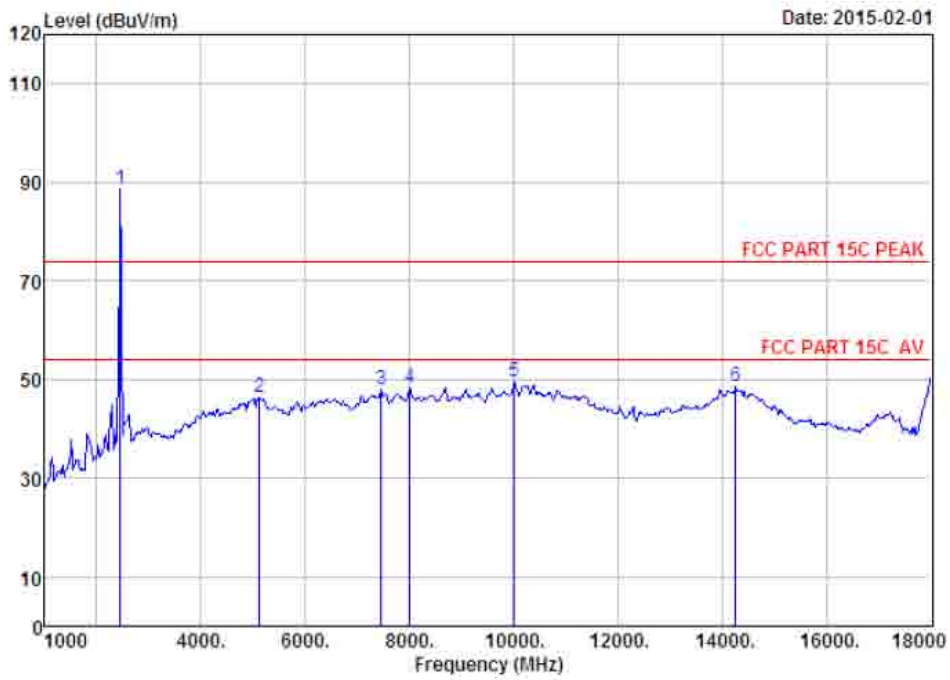
Remarks: 1. Emission Level= Antenna Factor + Cable Loss - Amp Factor + Reading.  
 2. The emission levels that are 20dB below the official limit are not reported.



Site no. : 1# 966 chamber Data no. : 38  
 Dis. / Ant. : 3m ANT 1-18G Ant. pol. : HORIZONTAL  
 Limit : FCC PART 15C PEAK  
 Env. / Ins. : Temp:23.6%;Humid:56%;Press:101.52kPa  
 Engineer : Tony  
 EUT : Car Multimedia Player  
 Power : DC 12V  
 M/N : VX3022  
 Test Mode : GFSK TX 2402MHz

	Ant.	Cable	Amp	Emission		Limits	Margin	Remark
Freq. (MHz)	Factor (dB/m)	Loss (dB)	Factor (dB)	Reading (dBuV)	Level (dBuV/m)	(dBuV/m)	(dB)	
1	27.61	6.62	34.18	85.17	85.22	74.00	-11.22	Peak
2	31.28	11.84	31.83	35.51	46.80	74.00	27.20	Peak
3	36.57	11.59	31.98	31.93	48.11	74.00	25.89	Peak
4	37.01	11.40	31.22	31.43	48.62	74.00	25.38	Peak
5	38.56	11.44	32.27	31.28	49.01	74.00	24.99	Peak
6	41.79	10.92	32.83	27.88	47.76	74.00	26.24	Peak

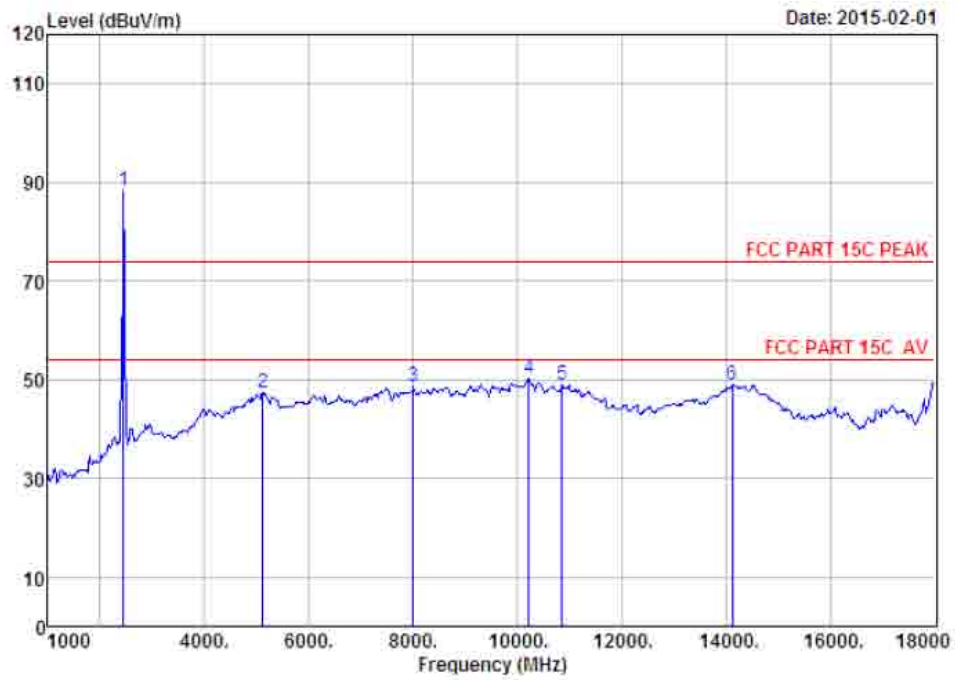
Remarks: 1. Emission Level= Antenna Factor + Cable Loss - Amp Factor + Reading.  
 2. The emission levels that are 20dB below the official limit are not reported.



Site no. : 1# 966 chamber Data no. : 41  
 Dis. / Ant. : 3m ANT 1-18G Ant. pol. : VERTICAL  
 Limit : FCC PART 15C PEAK  
 Env. / Ins. : Temp:23.6';Humi:56%;Press:101.52kPa  
 Engineer : Tony  
 EUT : Car Multimedia Player  
 Power : DC 12V  
 M/N : VX3022  
 Test Mode : GFSK TX 2441MHz

	Freq. (MHz)	Ant. Factor (dB/m)	Cable Loss (dB)	Amp Factor (dB)	Reading (dBuV)	Emission Level (dBuV/m)	Limits (dBuV/m)	Margin (dB)	Remark
1	2441.00	27.60	6.67	34.12	88.63	88.78	74.00	-14.78	Peak
2	5114.00	31.62	12.45	32.17	34.56	46.46	74.00	27.54	Peak
3	7460.00	36.52	11.61	31.91	31.81	48.03	74.00	25.97	Peak
4	8004.00	37.01	11.40	31.22	31.28	48.47	74.00	25.53	Peak
5	10010.00	38.12	11.58	31.79	31.80	49.71	74.00	24.29	Peak
6	14260.00	41.68	10.92	33.19	29.12	48.53	74.00	25.47	Peak

Remarks: 1. Emission Level= Antenna Factor + Cable Loss - Amp Factor + Reading.  
 2. The emission levels that are 20dB below the official limit are not reported.

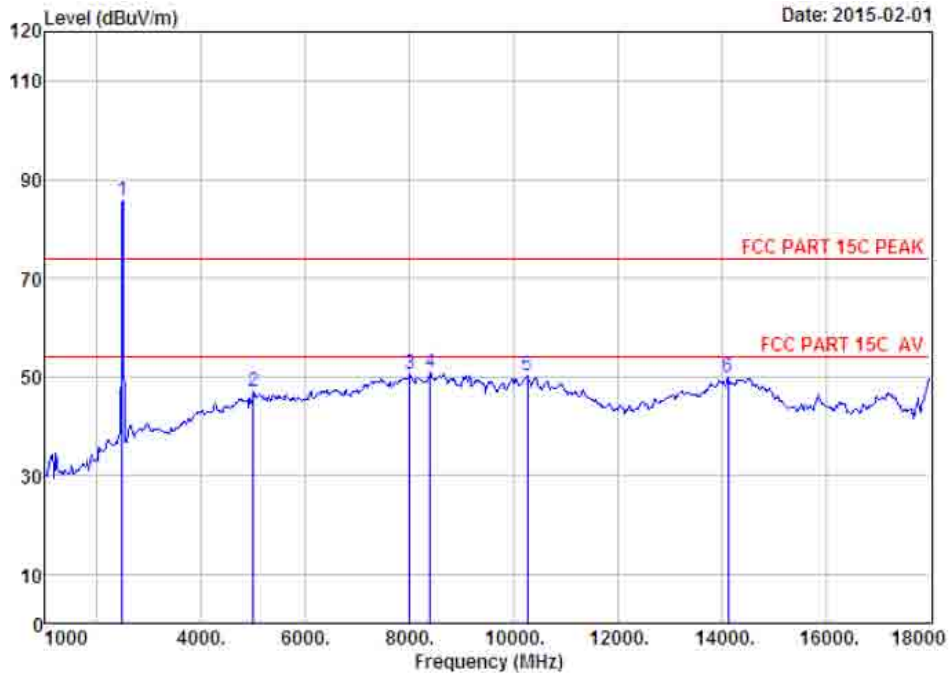


Date: 2015-02-01

Site no. : 1# 966 chamber                      Data no. : 42  
 Dis. / Ant. : 3m ANI 1-18G                      Ant. pol. : HORIZONTAL  
 Limit : FCC PART 15C PEAK  
 Env. / Ins. : Temp:23.6';Humi:56%;Press:101.52kPa  
 Engineer : Tony  
 EUT : Car Multimedia Player  
 Power : DC 12V  
 M/N : VX3022  
 Test Mode : GFSK TX 2441MHz

	Ant.	Cable	Amp	Emission		Limit	Margin	Remark
Freq. (MHz)	Factor (dB/m)	Loss (dB)	Factor (dB)	Reading (dBuV)	Level (dBuV/m)	(dBuV/m)	(dB)	
1 2441.00	27.60	6.67	34.12	88.21	88.36	74.00	-14.36	Peak
2 5114.00	31.62	12.45	32.17	35.36	47.26	74.00	26.74	Peak
3 8004.00	37.01	11.40	31.22	31.38	48.57	74.00	25.43	Peak
4 10214.00	38.48	11.47	32.17	32.60	50.38	74.00	23.62	Peak
5 10860.00	39.37	11.30	33.39	31.64	48.92	74.00	25.08	Peak
6 14124.00	41.57	10.91	33.59	29.97	48.86	74.00	25.14	Peak

Remarks: 1. Emission Level= Antenna Factor + Cable Loss - Amp Factor + Reading.  
 2. The emission levels that are 20dB below the official limit are not reported.

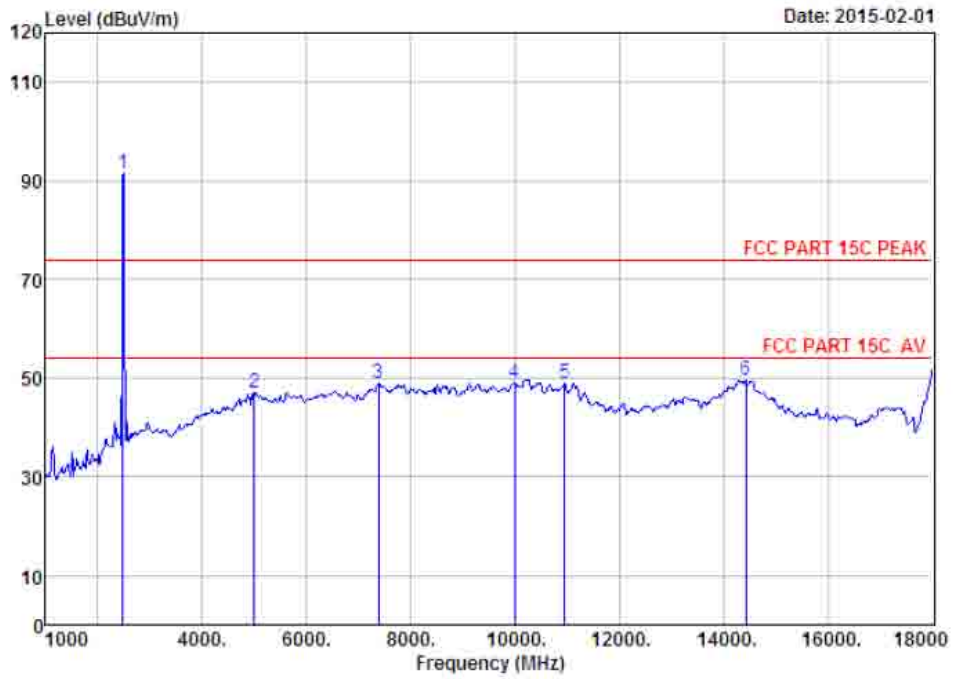


Site no. : i# 966 chamber Data no. : 43  
 Dis. / Ant. : 3m ANTI 1-18G Ant. pol. : HORIZONTAL  
 Limit : FCC PART 15C PEAK  
 Env. / Ina. : Temp:23.6';Humi:56%;Press:101.52kPa  
 Engineer : Tony  
 EUI : Car Multimedia Player  
 Power : DC 12V  
 M/N : VX3022  
 Test Mode : GFSK TX 2480MHz

	Freq. (MHz)	Ant. Factor (dB/m)	Cable Loss (dB)	Amp Factor (dB)	Reading (dBuV)	Emission Level (dBuV/m)	Limits (dBuV/m)	Margin (dB)	Remark
1	2480.00	27.58	6.71	34.03	85.52	85.78	74.00	-11.78	Peak
2	4995.00	31.54	12.59	32.00	34.75	46.88	74.00	27.12	Peak
3	8004.00	37.01	11.40	31.22	33.42	50.61	74.00	23.39	Peak
4	8395.00	36.68	11.44	31.76	34.62	50.98	74.00	23.02	Peak
5	10265.00	38.56	11.44	32.27	32.42	50.15	74.00	23.85	Peak
6	14124.00	41.57	10.91	33.59	30.87	49.76	74.00	24.24	Peak

Remarks: 1. Emission Level= Antenna Factor + Cable Loss - Amp Factor + Reading.  
 2. The emission levels that are 20dB below the official limit are not reported.



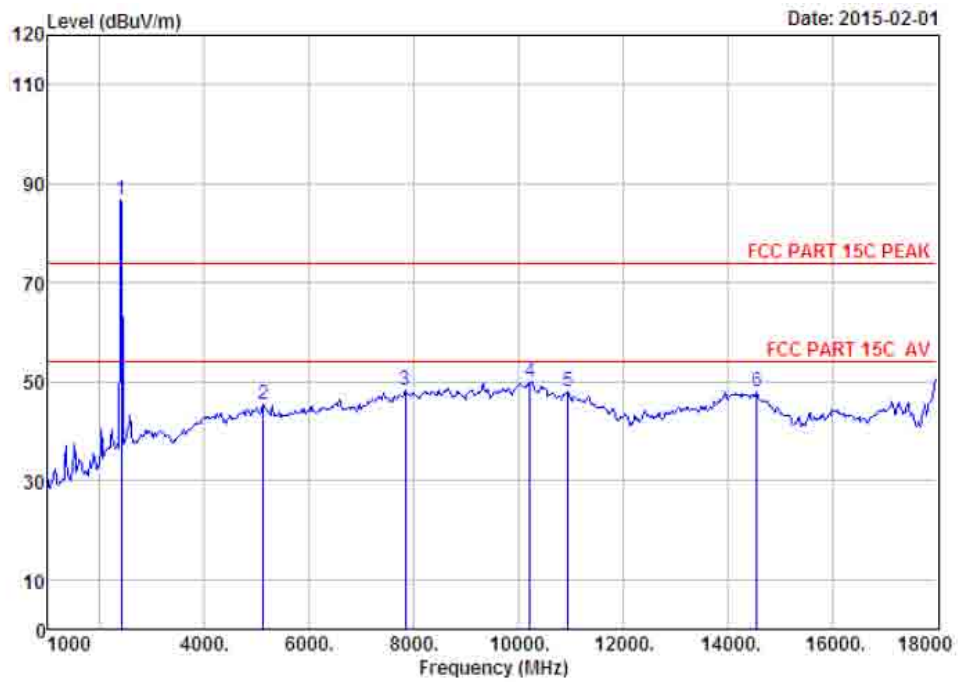


Site no. : 1# 966 chamber Data no. : 44  
 Dis. / Ant. : 3m ANT 1-18G Ant. pol. : VERTICAL  
 Limit : FCC PART 15C PEAK  
 Env. / Ins. : Temp:23.6';Humi:56%;Press:101.52kPa  
 Engineer : Tony  
 EUI : Car Multimedia Player  
 Power : DC 12V  
 M/N : VX3022  
 Test Mode : GFSK TX 2480MHz

	Freq. (MHz)	Ant. Factor (dB/m)	Cable Loss (dB)	Amp Factor (dB)	Reading (dBuV)	Emission Level (dBuV/m)	Limit (dBuV/m)	Margin (dB)	Remark
1	2480.00	27.58	6.71	34.03	91.37	91.63	74.00	-17.63	Peak
2	4995.00	31.54	12.59	32.00	34.92	47.03	74.00	26.95	Peak
3	7375.00	36.57	11.59	31.98	32.81	48.99	74.00	25.01	Peak
4	9993.00	38.12	11.59	31.78	31.13	49.06	74.00	24.94	Peak
5	10945.00	39.46	11.29	33.55	31.91	49.11	74.00	24.89	Peak
6	14430.00	41.82	10.93	32.84	29.62	49.53	74.00	24.47	Peak

Remarks: 1. Emission Level= Antenna Factor + Cable Loss - Amp Factor + Reading.  
 2. The emission levels that are 20dB below the official limit are not reported.

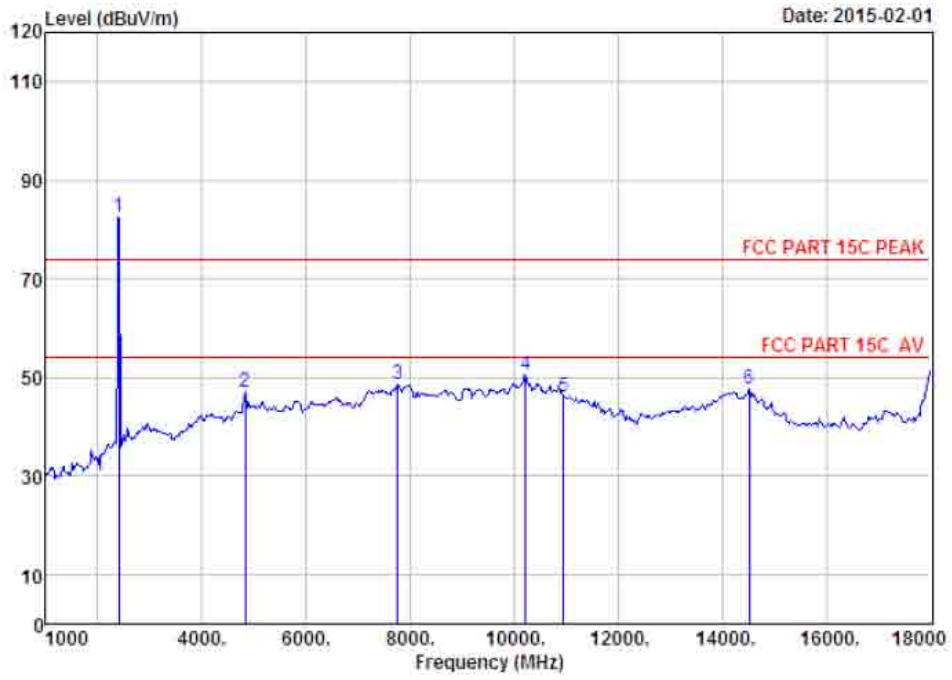




Site no. : 1# 966 chamber Data no. : 53  
 Dis. / Ant. : 3m ANT 1-16G Ant. pol. : VERTICAL  
 Limit : FCC PART 15C PEAK  
 Env. / Ins. : Temp:23.6';Humi:56%;Press:101.52kPa  
 Engineer : Tony  
 EUT : Car Multimedia Player  
 Power : DC 12V  
 M/N : VX3022  
 Test Mode : 8-DPSK TX 2402MHz

	Freq. (MHz)	Ant. Factor (dB/m)	Cable Loss (dB)	Amp Factor (dB)	Reading (dBuV)	Emission Level (dBuV/m)	Limite (dBuV/m)	Margin (dB)	Remark
1	2402.00	27.61	6.62	34.18	86.81	86.86	74.00	-12.86	Peak
2	5114.00	31.62	12.45	32.17	33.40	45.30	74.00	28.70	Peak
3	7834.00	36.68	11.47	31.40	31.46	48.21	74.00	25.79	Peak
4	10214.00	38.48	11.47	32.17	32.18	49.96	74.00	24.04	Peak
5	10945.00	39.46	11.29	33.55	30.75	47.95	74.00	26.05	Peak
6	14566.00	41.71	10.92	33.32	28.69	48.00	74.00	26.00	Peak

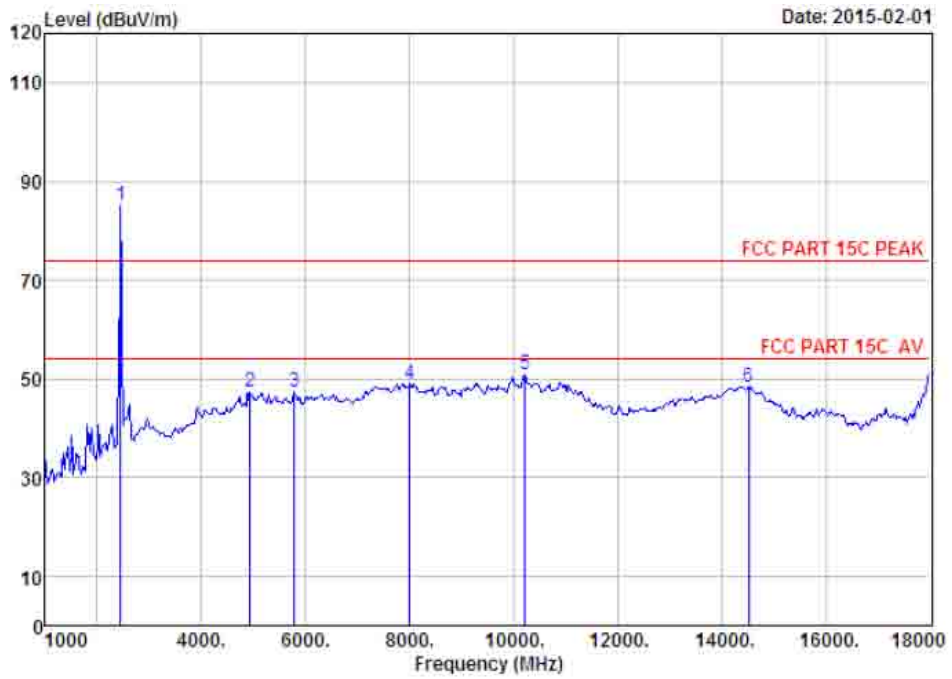
Remarks: 1. Emission Level= Antenna Factor + Cable Loss - Amp Factor + Reading.  
 2. The emission levels that are 20dB below the official limit are not reported.



Site no. : 1# 966 chamber Date no. : 54  
 Dis. / Ant. : 3m ANT 1-18G Ant. pol. : HORIZONTAL  
 Limit : FCC PART 15C PEAK  
 Env. / Ins. : Temp:23.6';Humi:56%;Press:101.52kPa  
 Engineer : Tony  
 EUT : Car Multimedia Player  
 Power : DC 12V  
 M/N : VX3022  
 Test Mode : 8-DPSK TX 2402MHz

	Freq. (MHz)	Ant. Factor (dB/m)	Cable Loss (dB)	Amp Factor (dB)	Reading (dBuV)	Emission Level (dBuV/m)	Limite (dBuV/m)	Margin (dB)	Remark
1	2402.00	27.61	6.62	34.18	82.49	82.54	74.00	-8.54	Peak
2	4825.00	31.28	11.84	31.83	35.89	47.18	74.00	26.62	Peak
3	7766.00	36.57	11.50	31.47	32.15	48.75	74.00	25.25	Peak
4	10214.00	38.48	11.47	32.17	32.89	50.67	74.00	23.33	Peak
5	10948.00	39.46	11.29	33.55	28.97	46.17	74.00	27.83	Peak
6	14515.00	41.89	10.93	33.14	29.13	47.81	74.00	26.19	Peak

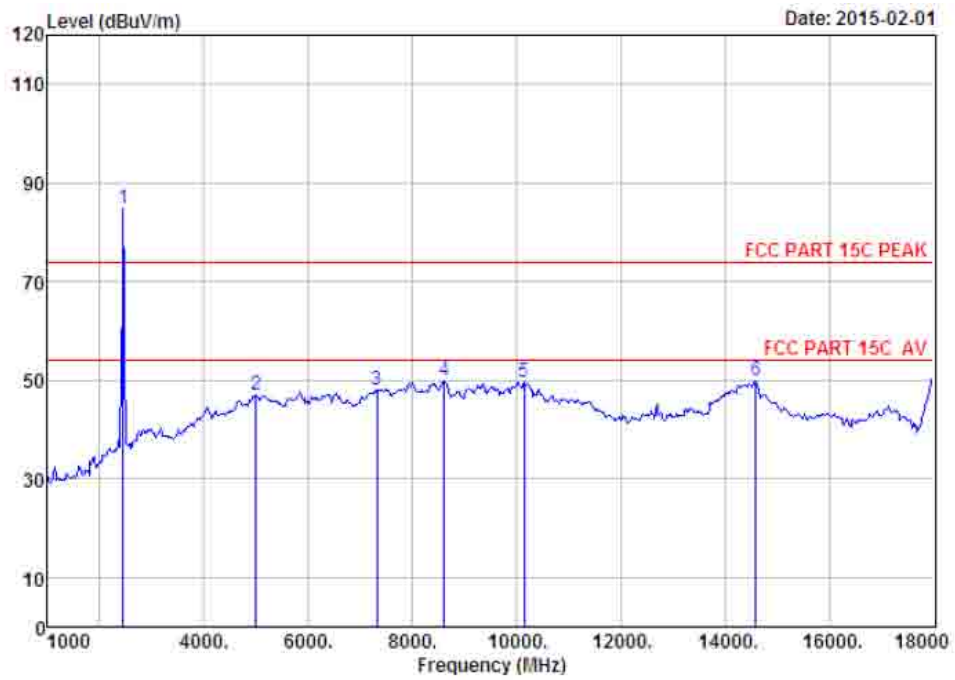
Remarks: 1. Emission Level= Antenna Factor + Cable Loss - Amp Factor + Reading.  
 2. The emission levels that are 20dB below the official limit are not reported.



Site no. : 1# 966 chamber                      Data no. : 57  
 Dis. / Ant. : 3m AMT 1-18G                      Ant. pol. : VERTICAL  
 Limit : FCC PART 15C PEAK  
 Env. / Ins. : Temp:23.6';Humi:56%;Press:101.52kPa  
 Engineer : Tony  
 EUI : Car Multimedia Player  
 Power : DC 12V  
 M/N : VX3022  
 Test Mode : Q-DPSK TX 2441MHz

	Freq. (MHz)	Ant. Factor (dB/m)	Cable Loss (dB)	Amp Factor (dB)	Reading (dBuV)	Emission Level (dBuV/m)	Limit (dBuV/m)	Margin (dB)	Remark
1	2441.00	27.60	6.67	34.12	85.01	85.16	74.00	-11.16	Peak
2	4944.00	31.47	12.37	31.96	35.33	47.21	74.00	26.79	Peak
3	5794.00	32.36	12.07	32.47	35.45	47.41	74.00	26.59	Peak
4	8004.00	37.01	11.40	31.22	31.82	49.01	74.00	24.99	Peak
5	10214.00	38.48	11.47	32.17	33.04	50.82	74.00	23.18	Peak
6	14515.00	41.69	10.93	33.14	28.66	48.34	74.00	25.66	Peak

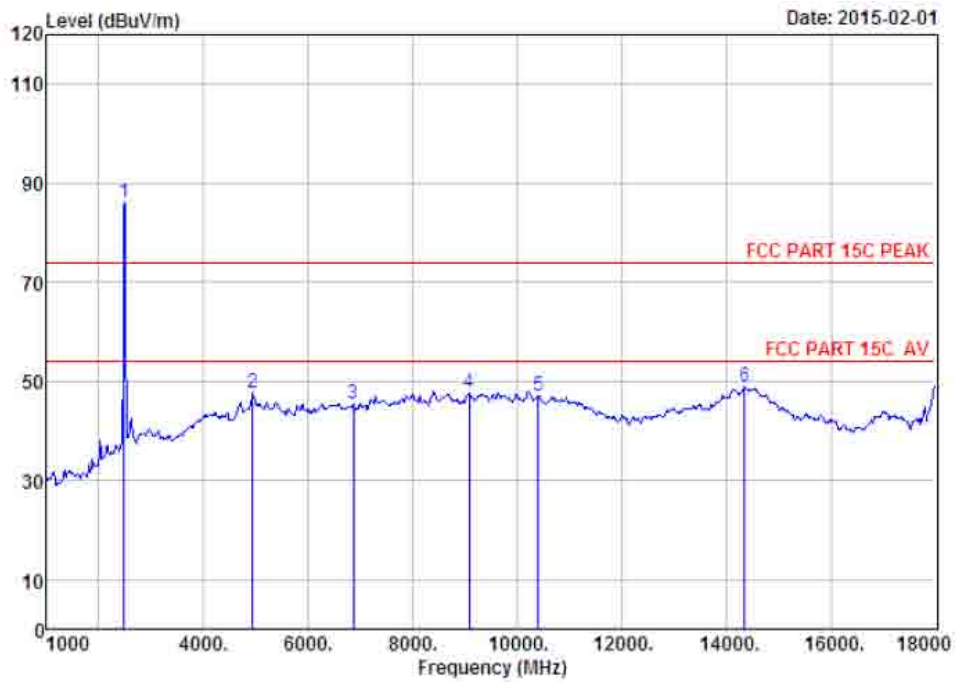
Remarks: 1. Emission Level= Antenna Factor + Cable Loss - Amp Factor + Reading.  
 2. The emission levels that are 20dB below the official limit are not reported.



Site no. : 1# 966 chamber                      Data no. : 58  
 Dis. / Ant. : 3m ANI 1-18G                      Ant. pol. : HORIZONTAL  
 Limit : FCC PART 15C PEAK  
 Env. / Ins. : Temp:23.6';Humi:56%;Press:101.52kPa  
 Engineer : Tony  
 EUT : Car Multimedia Player  
 Power : DC 12V  
 M/N : VX3022  
 Test Mode : 8-DPSK IX 2441MHz

	Ant.	Cable	Amp	Emission		Limit	Margin	Remark
Freq. (MHz)	Factor (dB/m)	Loss (dB)	Factor (dB)	Reading (dBuV)	Level (dBuV/m)	(dBuV/m)	(dB)	
1	2441.00	27.60	6.67	34.12	84.73	74.00	-10.88	Peak
2	4995.00	31.54	12.69	32.00	34.79	74.00	27.08	Peak
3	7324.00	36.55	11.57	31.99	32.00	74.00	25.87	Peak
4	8616.00	37.22	11.45	32.27	33.60	74.00	24.00	Peak
5	10146.00	38.36	11.51	32.05	31.70	74.00	24.48	Peak
6	14600.00	41.59	10.92	33.44	30.93	74.00	24.00	Peak

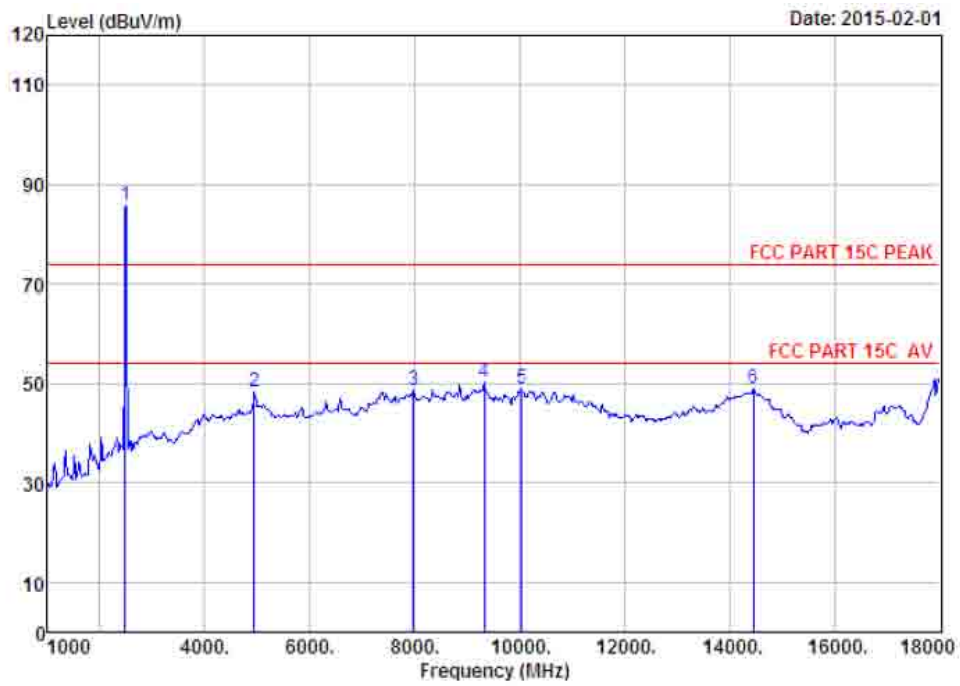
Remarks: 1. Emission Level= Antenna Factor + Cable Loss - Amp Factor + Reading.  
 2. The emission levels that are 20dB below the official limit are not reported.



Site no. : 1# 966 chamber Data no. : 59  
 Dis. / Ant. : 3m ANT 1-18G Ant. pol. : HORIZONTAL  
 Limit : FCC PART 15C PEAK  
 Env. / Ins. : Temp:23.6';Humi:56%;Press:101.52kPa  
 Engineer : Tony  
 EUT : Car Multimedia Player  
 Power : DC 12V  
 M/N : VX3022  
 Test Mode : 8-DPSK TX 2480MHz

	Freq. (MHz)	Ant. Factor (dB/m)	Cable Loss (dB)	Amp Factor (dB)	Reading (dBuV)	Emission Level (dBuV/m)	Limits (dBuV/m)	Margin (dB)	Remark
1	2480.00	27.58	6.71	34.03	85.69	85.95	74.00	-11.95	Peak
2	4944.00	31.47	12.37	31.96	35.88	47.76	74.00	26.24	Peak
3	6865.00	34.87	11.69	32.32	31.17	45.41	74.00	28.59	Peak
4	9075.00	37.53	11.49	32.50	31.04	47.56	74.00	26.44	Peak
5	10401.00	38.80	11.37	32.53	29.41	47.05	74.00	26.95	Peak
6	14345.00	41.76	10.92	32.93	29.19	48.94	74.00	25.06	Peak

Remarks: 1. Emission Level= Antenna Factor + Cable Loss - Amp Factor + Reading.  
 2. The emission levels that are 20dB below the official limit are not reported.

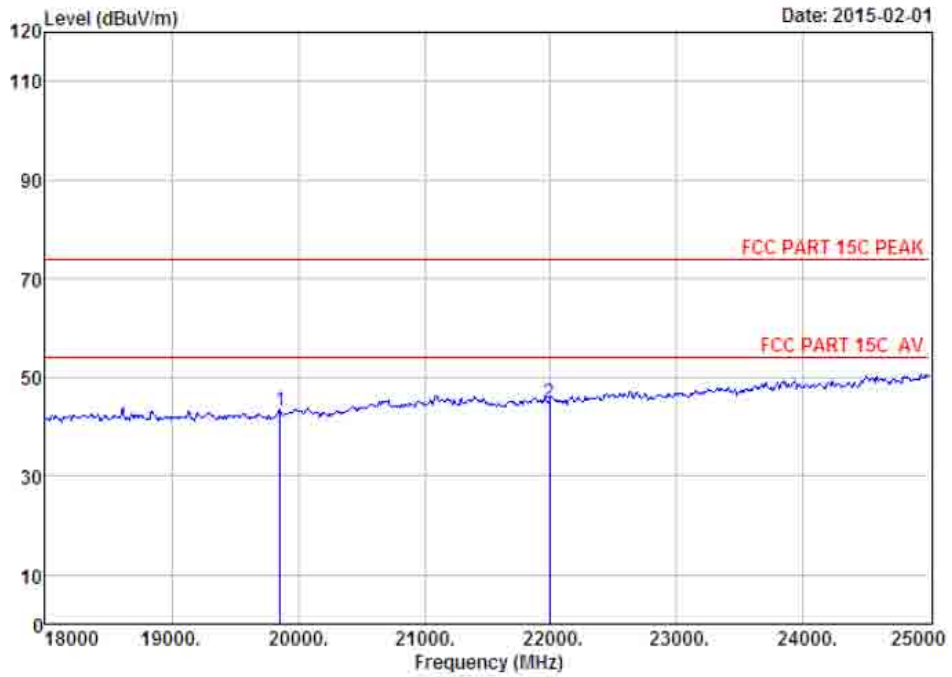


Site no. : 1# 966 chamber                      Data no. : 60  
 Dis. / Ant. : 3m ANT 1-16G                      Ant. pol. : VERTICAL  
 Limit : FCC PART 15C PEAK  
 Env. / Ins. : Temp:23.6';Humi:56%;Press:101.52kPa  
 Engineer : Tony  
 EUI : Car Multimedia Player  
 Power : DC 12V  
 M/N : VX3022  
 Test Mode : Q-DPSK TX 2480MHz

Freq. (MHz)	Ant. Factor (dB/m)	Cable Loss (dB)	Amp Factor (dB)	Reading (dBuV)	Emission		Limits (dBuV/m)	Margin (dB)	Remark
					Level (dBuV/m)				
1	27.58	6.71	34.03	85.61	85.87	74.00	-11.87	Peak	
2	31.47	12.37	31.96	36.39	48.27	74.00	25.73	Peak	
3	36.94	11.41	31.26	31.49	48.59	74.00	25.41	Peak	
4	37.97	11.62	32.12	32.86	50.33	74.00	23.67	Peak	
5	38.18	11.56	31.85	30.98	48.87	74.00	25.13	Peak	
6	41.85	10.93	32.96	29.10	48.92	74.00	25.08	Peak	

Remarks: 1. Emission Level= Antenna Factor + Cable Loss - Amp Factor + Reading.  
 2. The emission levels that are 20dB below the official limit are not reported.

18000MHz – 25000MHz

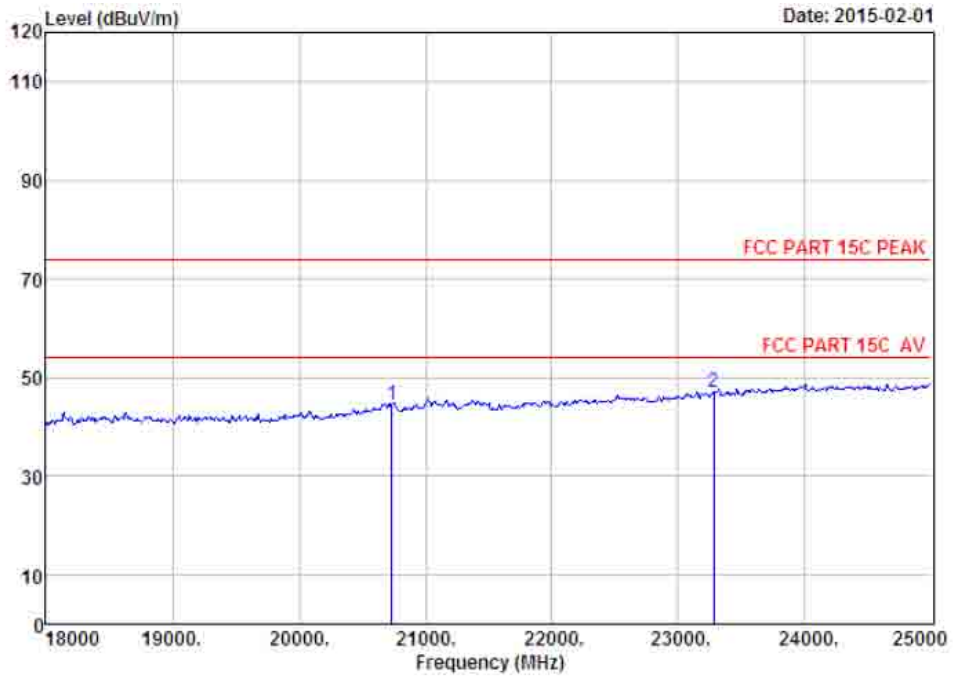


Site no. : 1# 966 chamber Data no. : 47  
 Dis. / Ant. : 3m ANT ABOVE 18G Ant. pol. : HORIZONTAL  
 Limit : FCC PART 15C PEAK  
 Env. / Ins. : Temp:23.6°;Humid:56%;Press:101.52kPa  
 Engineer : Tony  
 EUT : Car Multimedia Player  
 Power : DC 12V  
 M/N : VX3022  
 Test Mode : GFSK IX 2402MHz

	Freq. (MHz)	Ant. Factor (dB/m)	Cable Loss (dB)	Amp Factor (dB)	Reading (dBuV)	Emission Level (dBuV/m)	Limits (dBuV/m)	Margin (dB)	Remark
1	19862.00	46.05	19.53	36.57	14.19	43.20	74.00	30.80	Peak
2	21990.00	45.71	20.56	34.90	13.40	44.77	74.00	29.23	Peak

Remarks: 1. Emission Level= Antenna Factor + Cable Loss - Amp Factor + Reading.  
 2. The emission levels that are 20dB below the official limit are not reported.



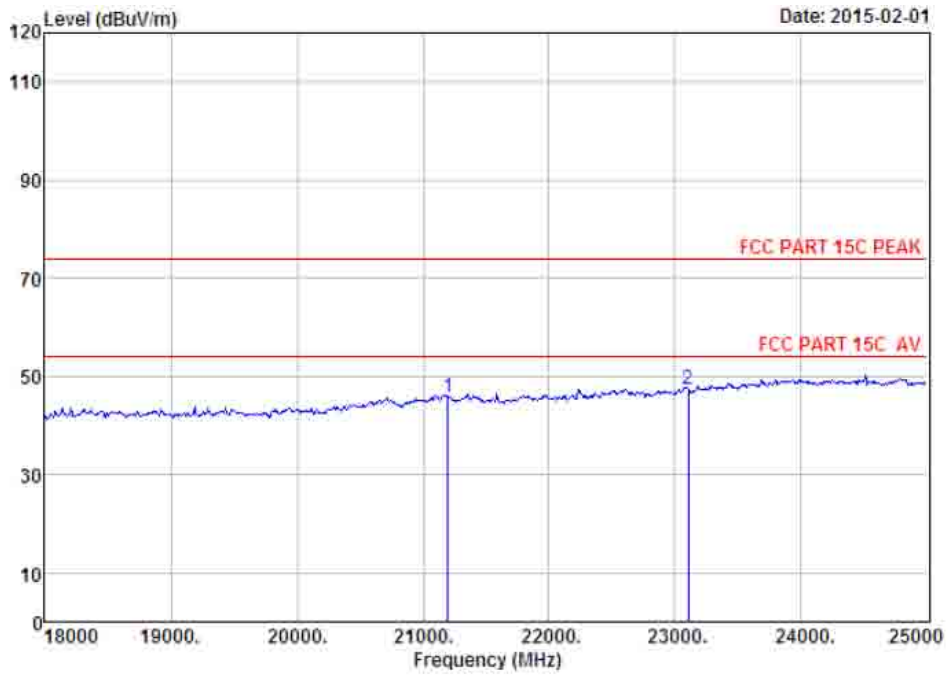


Site no. : 1# 966 chamber                      Data no. : 48  
 Dis. / Ant. : 3m ANT ABOVE 18G              Ant. pol. : VERTICAL  
 Limit : FCC PART 15C PEAK  
 Env. / Ins. : Temp:23.6';Humi:56%;Press:101.52kPa  
 Engineer : Tony  
 EUT : Car Multimedia Player  
 Power : DC 12V  
 M/N : VX3022  
 Test Mode : GFSK TX 2402MHz

	Ant. Freq. (MHz)	Factor (dB/m)	Cable Loss (dB)	Amp Factor (dB)	Reading (dBuV)	Emission Level (dBuV/m)	Limits (dBuV/m)	Margin (dB)	Remark
1	20737.00	46.14	20.01	36.05	14.28	44.38	74.00	29.62	Peak
2	23278.00	45.66	21.39	33.56	19.54	47.03	74.00	26.97	Peak

Remarks: 1. Emission Level= Antenna Factor + Cable Loss - Amp Factor + Reading.  
 2. The emission levels that are 20dB below the official limit are not reported.

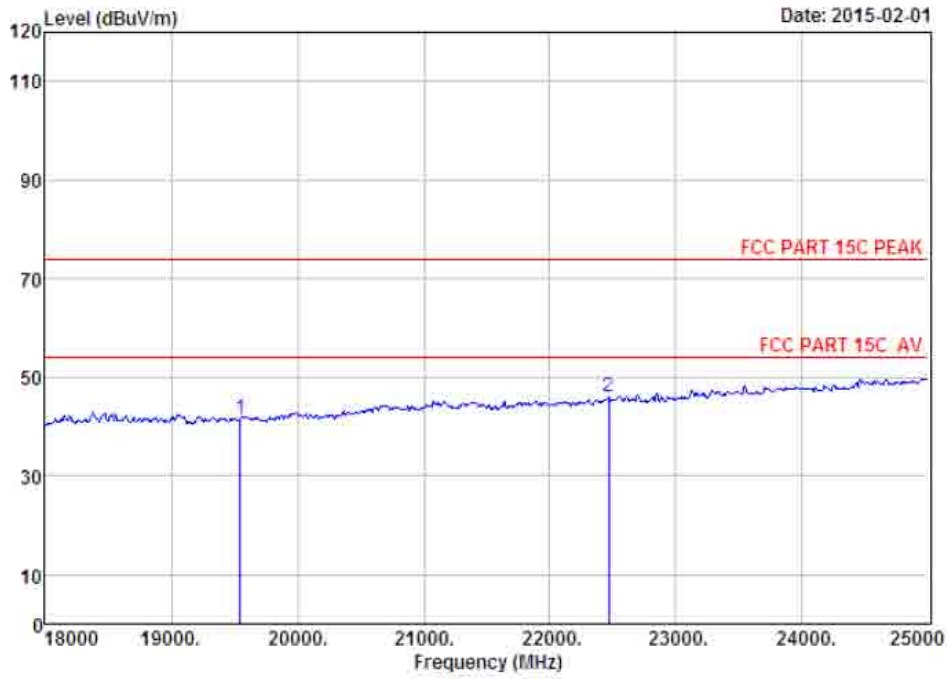




Site no. : 1# 966 chamber Data no. : 49  
 Dis. / Ant. : 3m ANT ABOVE 18G Ant. pol. : VERTICAL  
 Limit : FCC PART 15C PEAK  
 Env. / Ins. : Temp:23.6';Humi:56%;Press:101.52kPa  
 Engineer : Tony  
 EUI : Car Multimedia Player  
 Power : DC 12V  
 M/N : VX3022  
 Test Mode : GFSK TX 2441MHz

	Ant. Freq. (MHz)	Factor (dB/m)	Cable Loss (dB)	Amp Factor (dB)	Reading (dBuV)	Emission Level (dBuV/m)	Limite (dBuV/m)	Margin (dB)	Remark
1	21199.00	46.18	20.22	35.62	15.01	45.79	74.00	28.21	Peak
2	23103.00	45.62	21.24	33.74	14.24	47.36	74.00	26.64	Peak

Remarks: 1. Emission Level= Antenna Factor + Cable Loss - Amp Factor + Reading.  
 2. The emission levels that are 20dB below the official limit are not reported.

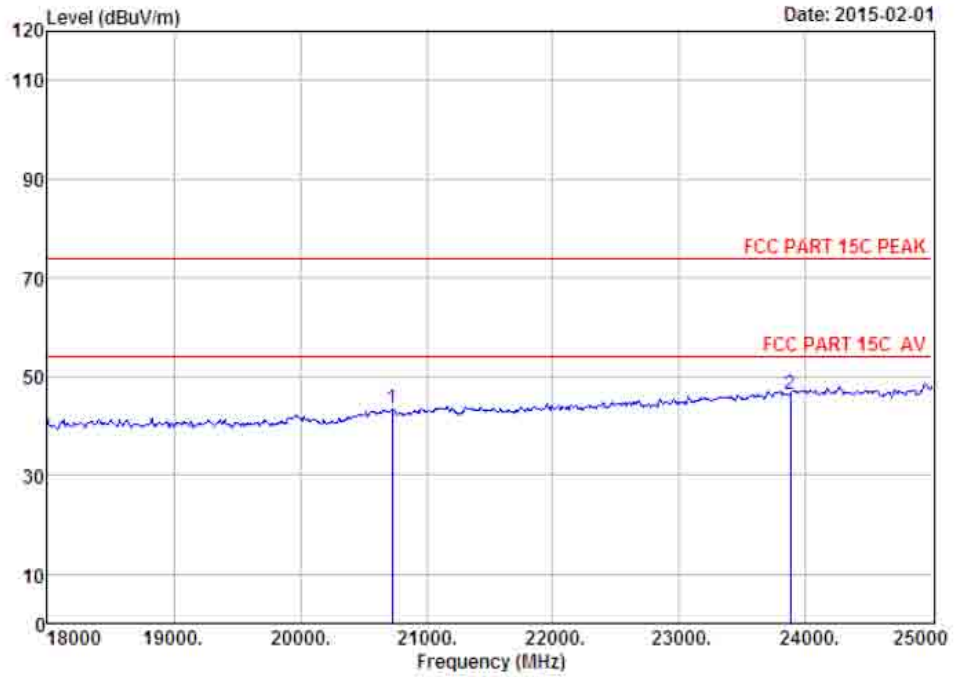


```

Site no.       : 1# 966 chamber           Data no.   : 50
Dis. / Ant.    : 3m ANT ABVOE 18G        Ant. pol.  : HORIZONTAL
Limit         : FCC PART 15C PEAK
Env. / Ins.    : Temp:23.6°;Humi:56%;Press:101.52kPa
Engineer      : Tony
EUT           : Car Multimedia Player
Power         : DC 12V
M/N          : VX3022
Test Mode     : GFSK TX 2441MHz
    
```

	Freq. (MHz)	Ant. Factor (dB/m)	Cable Loss (dB)	Amp Factor (dB)	Reading (dBuV)	Emission Level (dBuV/m)	Limits (dBuV/m)	Margin (dB)	Remark
1	19547.00	45.92	19.17	36.32	12.81	41.58	74.00	32.42	Peak
2	22466.00	45.79	20.33	34.40	13.87	46.09	74.00	27.91	Peak

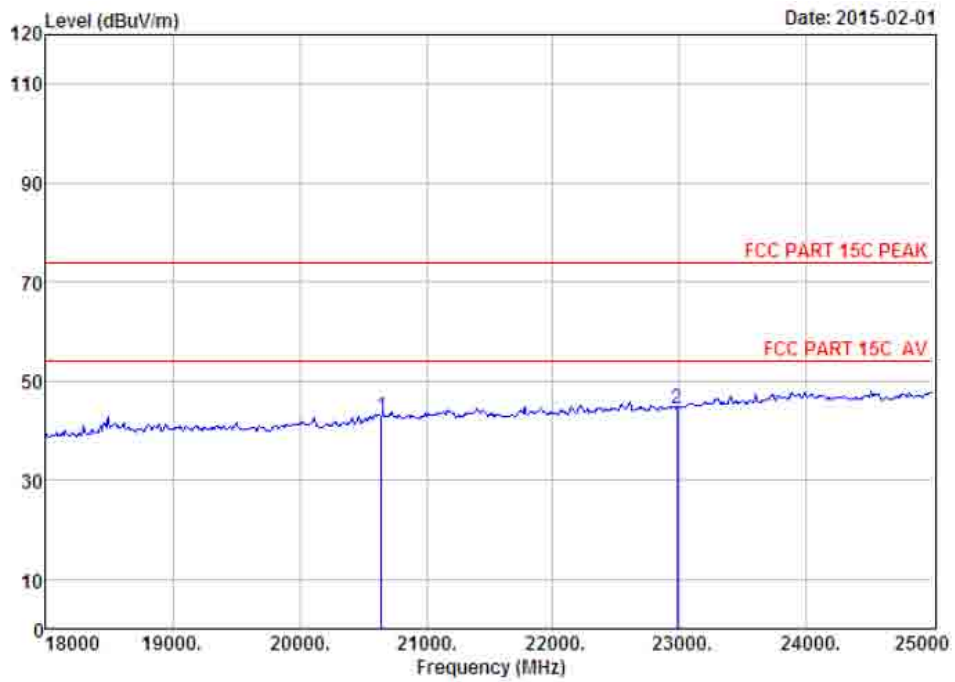
Remarks: 1. Emission Level= Antenna Factor + Cable Loss - Amp Factor + Reading.  
 2. The emission levels that are 20dB below the official limit are not reported.



Site no. : 1# 966 chamber                      Data no. : 31  
 Dis. / Ant. : 3m ANI ABOVE 18G                Ant. pol. : HORIZONTAL  
 Limit : FCC PART 15C PEAK  
 Env. / Ins. : Temp:23.6';Humi:56%;Press:101.52kPa  
 Engineer : Tony  
 EUT : Car Multimedia Player  
 Power : DC 12V  
 M/N : VX3022  
 Test Mode : GFSK TX 2480MHz

	Freq. (MHz)	Ant. Factor (dB/m)	Cable Loss (dB)	Amp Factor (dB)	Reading (dBuV)	Emission Level (dBuV/m)	Limite (dBuV/m)	Margin (dB)	Remark
1	20730.00	46.14	20.01	36.05	13.40	43.50	74.00	30.50	Peak
2	23880.00	45.63	21.94	32.93	11.72	46.36	74.00	27.64	Peak

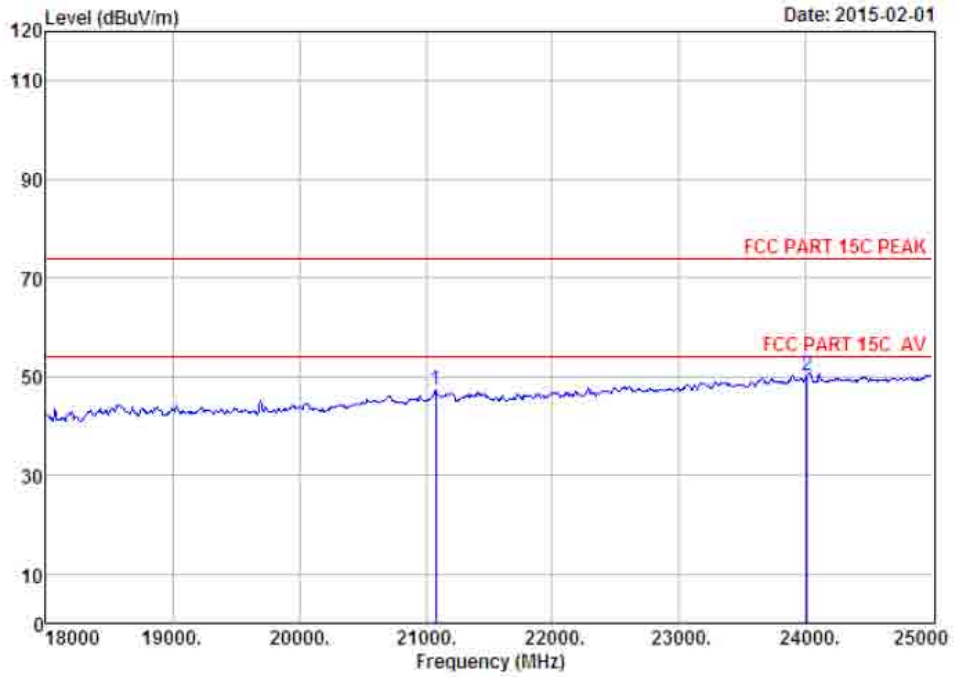
Remarks: 1. Emission Level= Antenna Factor + Cable Loss - Amp Factor + Reading.  
 2. The emission levels that are 20dB below the official limit are not reported.



Site no. : 1# 966 chamber Data no. : 52  
 Dis. / Ant. : 3m ANT ABOVE 19G Ant. pol. : VERTICAL  
 Limit : FCC PART 15C PEAK  
 Env. / Ins. : Temp:23.6';Humi:56%;Press:101.52kPa  
 Engineer : Tony  
 EUI : Car Multimedia Player  
 Power : DC 12V  
 M/N : VX3022  
 Test Mode : GFSK TX 2480MHz

	Freq. (MHz)	Ant. Factor (dB/m)	Cable Loss (dB)	Amp Factor (dB)	Reading (dBuV)	Emission Level (dBuV/m)	Limit (dBuV/m)	Margin (dB)	Remark
1	20646.00	46.08	19.97	36.12	12.82	42.75	74.00	31.25	Peak
2	22977.00	45.61	21.13	33.88	11.76	44.62	74.00	29.38	Peak

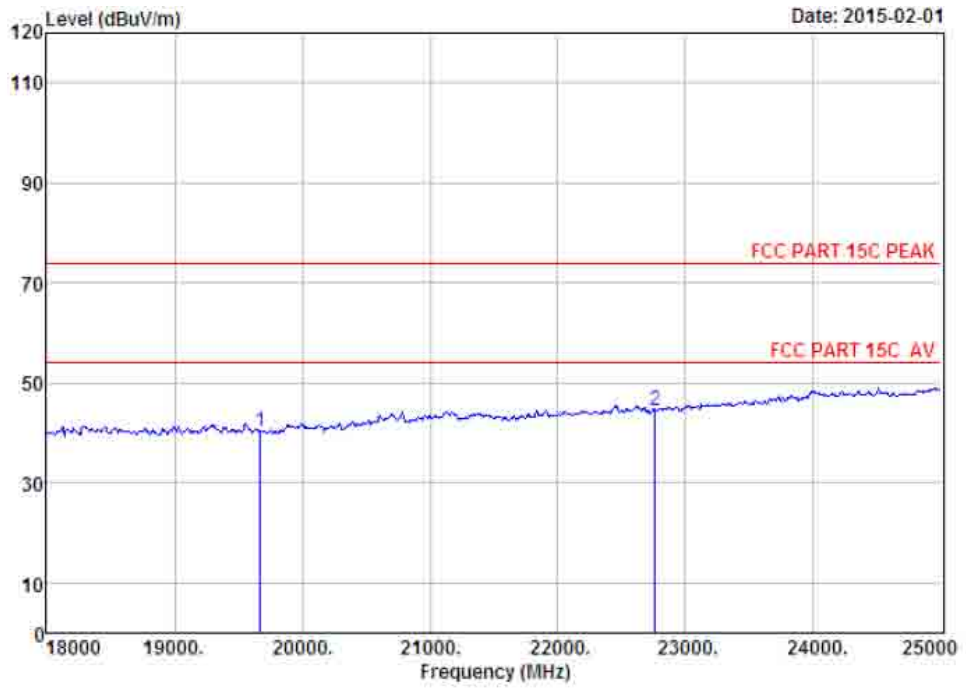
Remarks: 1. Emission Level= Antenna Factor + Cable Loss - Amp Factor + Reading.  
 2. The emission levels that are 20dB below the official limit are not reported.



Site no. : 1# 966 chamber                      Data no. : 63  
 Dis. / Ant. : 3m ANI ABOVE 18G              Ant. pol. : HORIZONTAL  
 Limit : FCC PART 15C PEAK  
 Env. / Ins. : Temp:23.6';Humi:56%;Press:101.52kPa  
 Engineer : Tony  
 EUT : Car Multimedia Player  
 Power : DC 12V  
 M/N : VX3022  
 Test Mode : S-DPSK TX 2402MHz

Freq. (MHz)	Ant. Factor (dB/m)	Cable Loss (dB)	Amp Factor (dB)	Reading (dBuV)	Emission		Limits (dBuV/m)	Margin (dB)	Remark
					Level (dBuV/m)				
1	21080.00	46.25	20.16	35.73	16.65	47.33	74.00	26.67	Peak
2	24013.00	45.60	22.05	32.84	15.50	50.31	74.00	23.69	Peak

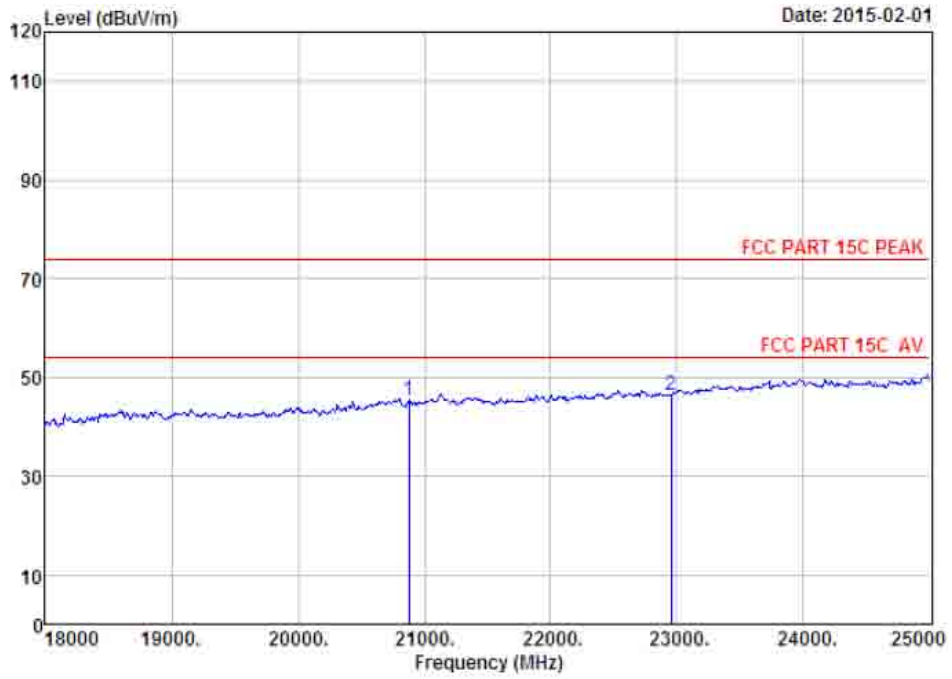
Remarks: 1. Emission Level= Antenna Factor + Cable Loss - Amp Factor + Reading.  
 2. The emission levels that are 20dB below the official limit are not reported.



Site no. : 1# 966 chamber                      Data no. : 64  
 Dis. / Ant. : 3m ANI ABOVE 18G              Ant. pol. : VERTICAL  
 Limit : FCC PART 15C PEAK  
 Env. / Ins. : Temp:23.6';Humi:56%;Press:101.52kPa  
 Engineer : Tony  
 EUT : Car Multimedia Player  
 Power : DC 12V  
 M/U : VX3022  
 Test Mode : 8-DPSK TX 2402MHz

	Freq. (MHz)	Ant. Factor (dB/m)	Cable Loss (dB)	Amp Factor (dB)	Reading (dBuV)	Emission Level (dBuV/m)	Limits (dBuV/m)	Margin (dB)	Remark
1	19673.00	45.97	19.31	36.42	11.38	40.24	74.00	33.76	Peak
2	22760.00	45.70	21.01	34.11	12.02	44.62	74.00	29.38	Peak

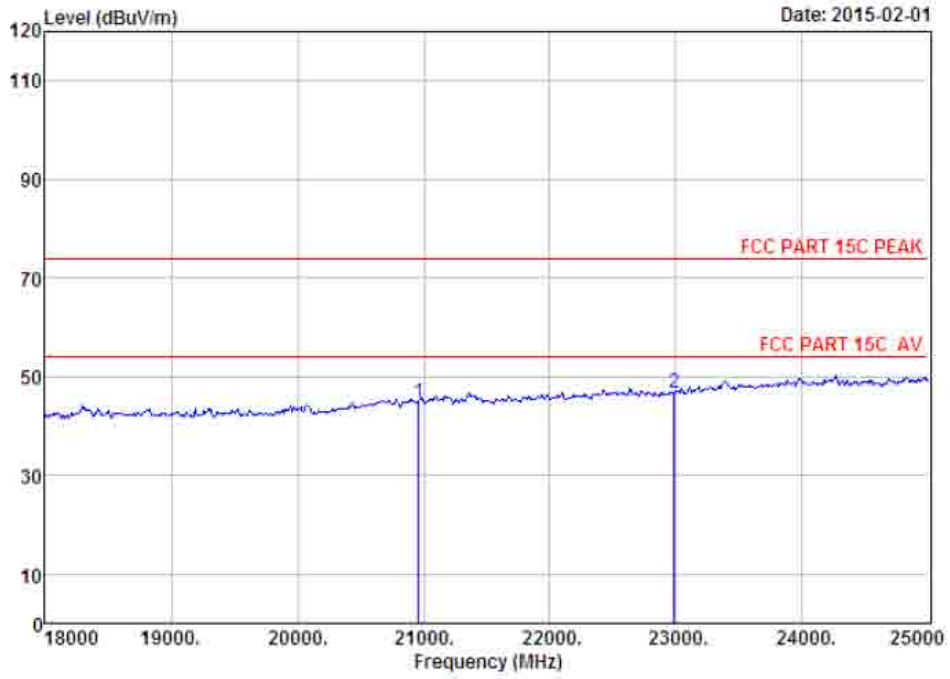
Remarks: 1. Emission Level= Antenna Factor + Cable Loss - Amp Factor + Reading.  
 2. The emission levels that are 20dB below the official limit are not reported.



Site no. : 1# 966 chamber                      Data no. : 65  
 Dis. / Ant. : 3m ANT ABOVE 18G              Ant. pol. : VERTICAL  
 Limit : FCC PART 15C PEAK  
 Env. / Ins. : Temp:23.6';Humi:56%;Press:101.52kPa  
 Engineer : Tony  
 EUI : Car Multimedia Player  
 Power : DC 12V  
 M/N : VX3022  
 Test Mode : 8-DPSK TX 2441MHz

	Freq. (MHz)	Ant. Factor (dB/m)	Cable Loss (dB)	Amp Factor (dB)	Reading (dBUV)	Emission Level (dBUV/m)	Limit (dBUV/m)	Margin (dB)	Remark
1	20877.00	46.23	20.08	39.91	14.88	45.28	74.00	28.72	Peak
2	22956.00	45.62	21.12	39.90	19.64	46.48	74.00	27.52	Peak

Remarks: 1. Emission Level= Antenna Factor + Cable Loss - Amp Factor + Reading.  
 2. The emission levels that are 20dB below the official limit are not reported.

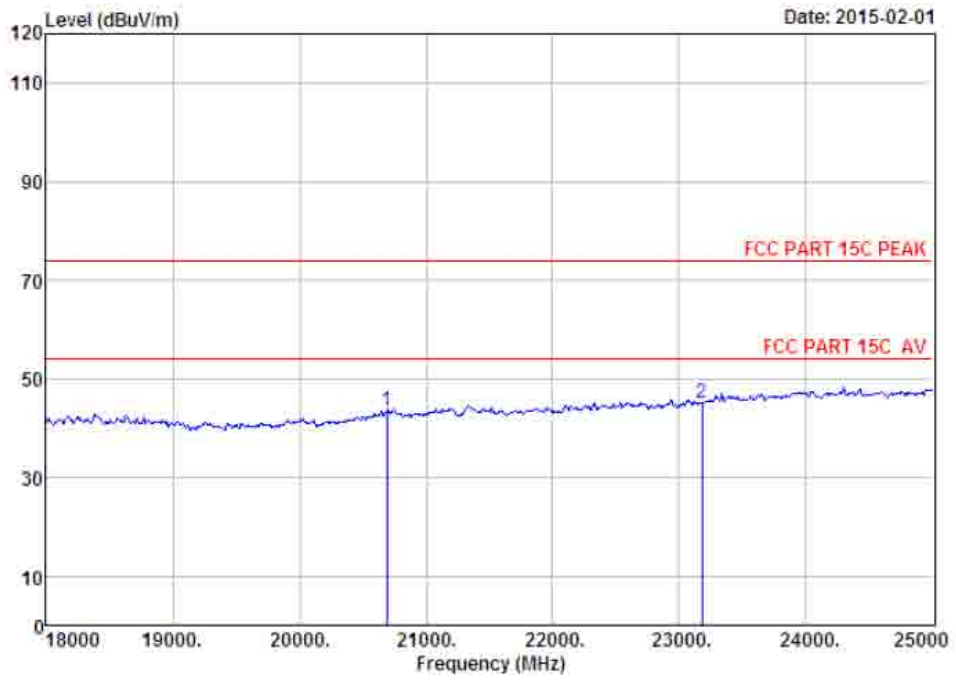


Site no. : 1# 966 chamber Data no. : 66  
 Dis. / Ant. : 3m ANT ABOVE 18G Ant. pol. : HORIZONTAL  
 Limit : FCC PART 15C PEAK  
 Env. / Ins. : Temp:23.6';Humi:56%;Press:101.52kPa  
 Engineer : Tony  
 EUI : Car Multimedia Player  
 Power : DC 12V  
 M/N : VX3022  
 Test Mode : 8-DPSK TX 2441MHz

	Freq. (MHz)	Ant. Factor (dB/m)	Cable Loss (dB)	Amp Factor (dB)	Reading (dBuV)	Emission Level (dBuV/m)	Limits (dBuV/m)	Margin (dB)	Remark
1	20961.00	46.29	20.11	35.85	14.40	44.95	74.00	29.05	Peak
2	22984.00	45.60	21.14	33.88	13.78	46.64	74.00	27.36	Peak

Remarks: 1. Emission Level= Antenna Factor + Cable Loss - Amp Factor + Reading.  
 2. The emission levels that are 20dB below the official limit are not reported.



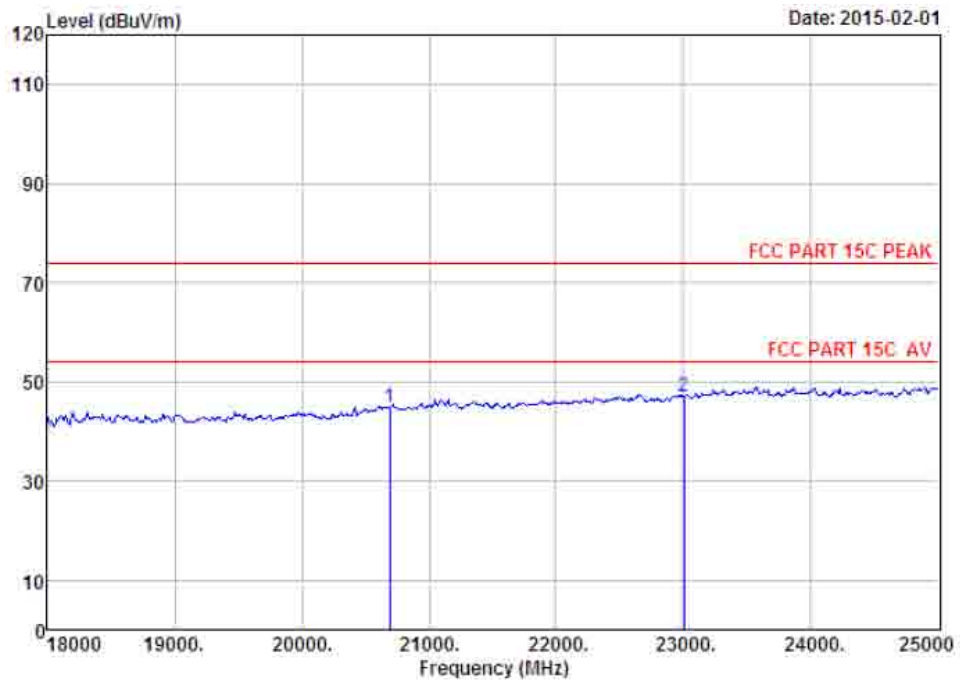


```

Site no.      : 1# 966 chamber           Data no.   : 67
Dis. / Ant.   : 3m ANI ABOVE 18G       Ant. pol.  : HORIZONTAL
Limit        : FCC PART 15C PEAK
Env. / Ins.   : Temp:23.6';Humi:56%;Press:101.52kPa
Engineer     : Tony
EUT          : Car Multimedia Player
Power        : DC 12V
M/N         : VX3022
Test Mode    : 8-DPSK TX 2480MHz
    
```

	Freq. (MHz)	Ant. Factor (dB/m)	Cable Loss (dB)	Amp Factor (dB)	Reading (dBuV)	Emission Level (dBuV/m)	Limite (dBuV/m)	Margin (dB)	Remark
1	20688.00	46.11	19.99	36.07	13.52	43.55	74.00	30.45	Peak
2	23180.00	45.63	21.31	33.67	11.75	45.02	74.00	28.98	Peak

Remarks: 1. Emission Level= Antenna Factor + Cable Loss - Amp Factor + Reading.  
 2. The emission levels that are 20dB below the official limit are not reported.



Site no. : 1# 966 chamber                      Data no. : 68  
 Dis. / Ant. : 3m ANI ABOVE 18G              Ant. pol. : VERTICAL  
 Limit : FCC PART 15C PEAK  
 Env. / Ins. : Temp:23.6°;Humi:56%;Press:101.52kPa  
 Engineer : Tony  
 EUT : Car Multimedia Player  
 Power : DC 12V  
 M/N : VX3022  
 Test Mode : 8-DPSK TX 2480MHz

	Freq. (MHz)	Ant. Factor (dB/m)	Cable Loss (dB)	Amp Factor (dB)	Reading (dBuV)	Emission		Limits (dBuV/m)	Margin (dB)	Remark
						Level (dBuV/m)				
1	20688.00	46.11	19.99	36.07	14.71	44.74	74.00	29.26	Peak	
2	23005.00	45.60	21.15	33.85	14.26	47.16	74.00	26.84	Peak	

Remarks: 1. Emission Level= Antenna Factor + Cable Loss - Amp Factor + Reading.  
 2. The emission levels that are 20dB below the official limit are not reported.

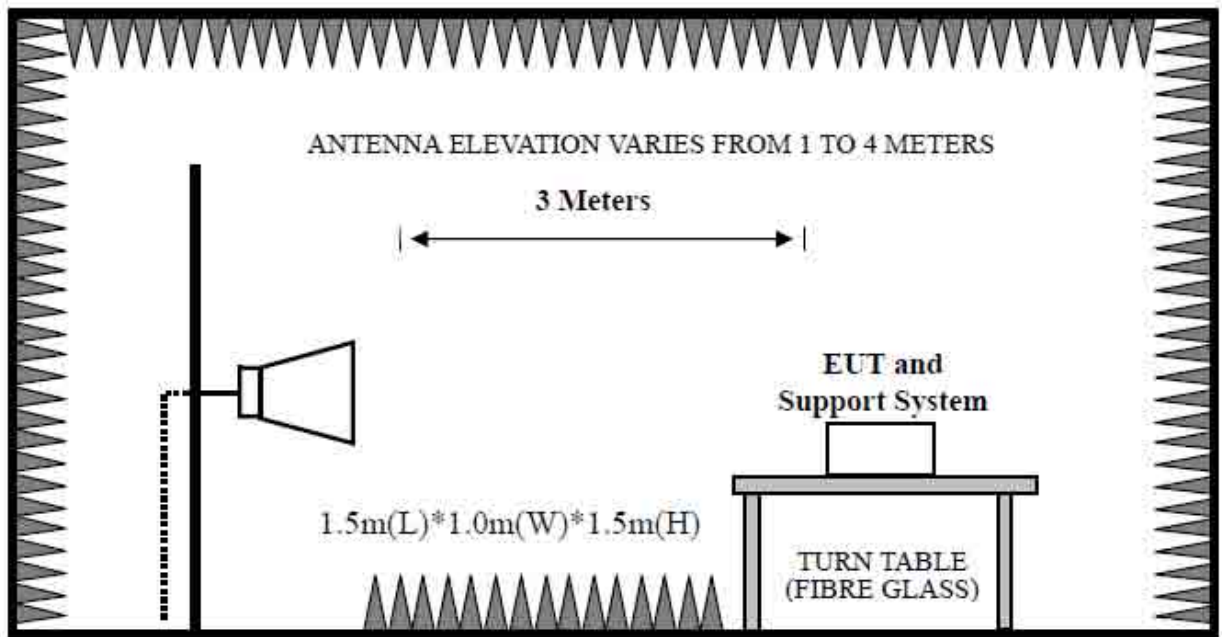
## 9. BAND EDGE COMPLIANCE

### 9.1. Limit

All the lower and upper band-edges emissions appearing within 2310MHz to 2390MHz and 2483.5MHz to 2500MHz restricted frequency bands shall not exceed the limits shown in 15.209, all the other emissions outside operation frequency band 2400MHz to 2483.5MHz shall be at least 20dB below the fundamental emissions, or comply with 15.209 limits.

### 9.2. Block Diagram of Test setup

Above 1GHz



### 9.3. Test Procedure

EUT was placed on a turn table, which is 1.5 meter high above ground. The turn table can rotate 360 degrees to determine the position of the maximum emission level. Power on the EUT and let it working in test mode, then test it. EUT is set 3 meters away from the receiving antenna, which is mounted on a antenna tower. The antenna can be moved up and down between 1 meter and 4 meters to find out the maximum emission level. Both horizontal and vertical polarization of the antenna are set on test.

Set the spectrum analyzer in the following setting in order to capture the lower and upper band-edges of emissions

(a) Peak : RBW = 1MHz, VBW = 1MHz, Detector=PEAK detector, Sweep time = auto

(b) AV : RBW = 1MHz, VBW = 10Hz, Detector=PEAK detector, Sweep time = auto .

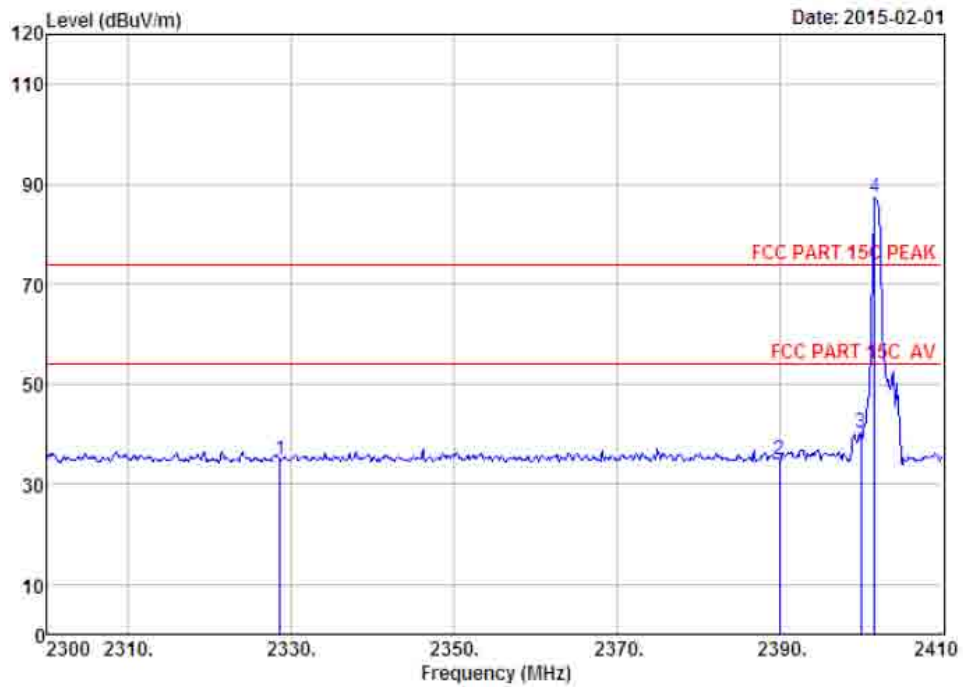
### 9.4. Test Result

EUT: Car Multimedia Player M/N: VX3022
Power: DC 12V
Test date: 2015-02-01 Test site: 3m Chamber Tested by: Tony Tang
Test mode: Tx Mode (Hopping On & No Hopping)
Pass

Note: 1、 For emissions above 1GHz, if peak level comply with average limit, then the average level is deemed to comply with average limit.

2、 The frequency 2402MHz 、2441MHz and 2480MHz is fundamental frequency which no limit, the limit on plots is automatically generated by the software, it's not fundamental limit, we can't remove it.

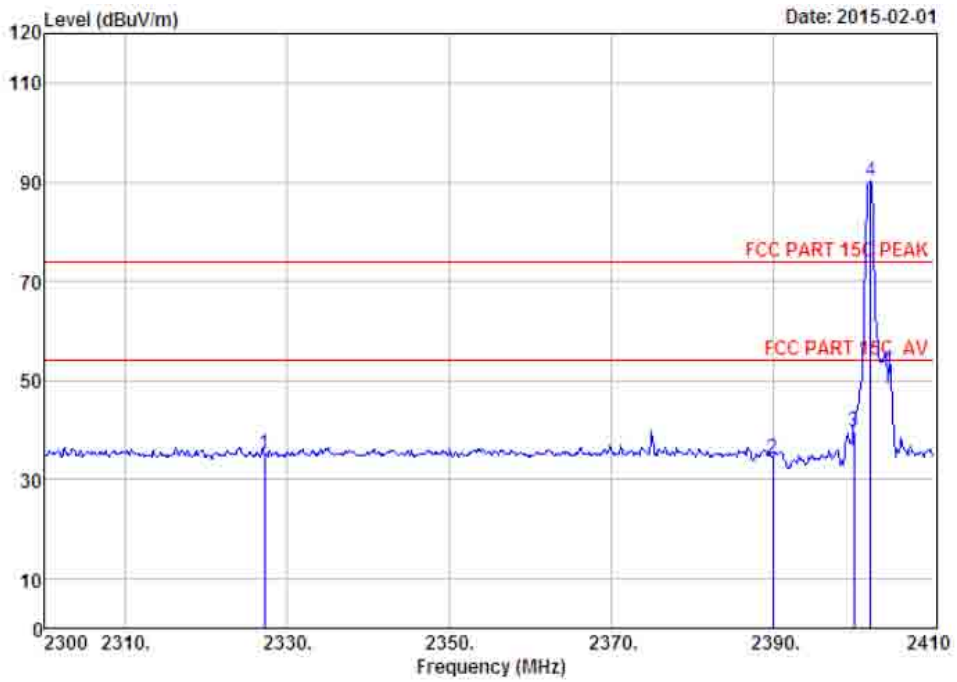
### 9.5. Test Data



Site no. : 1# 966 chamber                      Date no. : 39  
 Dis. / Ant. : 3m ANT-1-18G                      Ant. pol. : HORIZONTAL  
 Limit : FCC PART 15C PEAK  
 Env. / Ins. : Temp:23.6';Humi:66%;Press:101.52kPa  
 Engineer : Tony  
 EUT : Car Multimedia Player  
 Power : DC 12V  
 M/N : VX3022  
 Test Mode : GFSK IX 2402MHz(No Hopping)

	Freq. (MHz)	Ant. Factor (dB/m)	Cable Loss (dB)	Amp Factor (dB)	Reading (dBuV)	Emission Level (dBuV/m)	Limits (dBuV/m)	Margin (dB)	Remark
1	2328.60	27.73	6.54	34.23	34.76	34.80	74.00	39.20	Peak
2	2390.00	27.64	6.62	34.19	34.86	34.93	74.00	39.07	Peak
3	2400.00	27.61	6.62	34.18	40.12	40.17	74.00	33.83	Peak
4	2401.75	27.61	6.62	34.18	87.42	87.47	74.00	-13.47	Peak

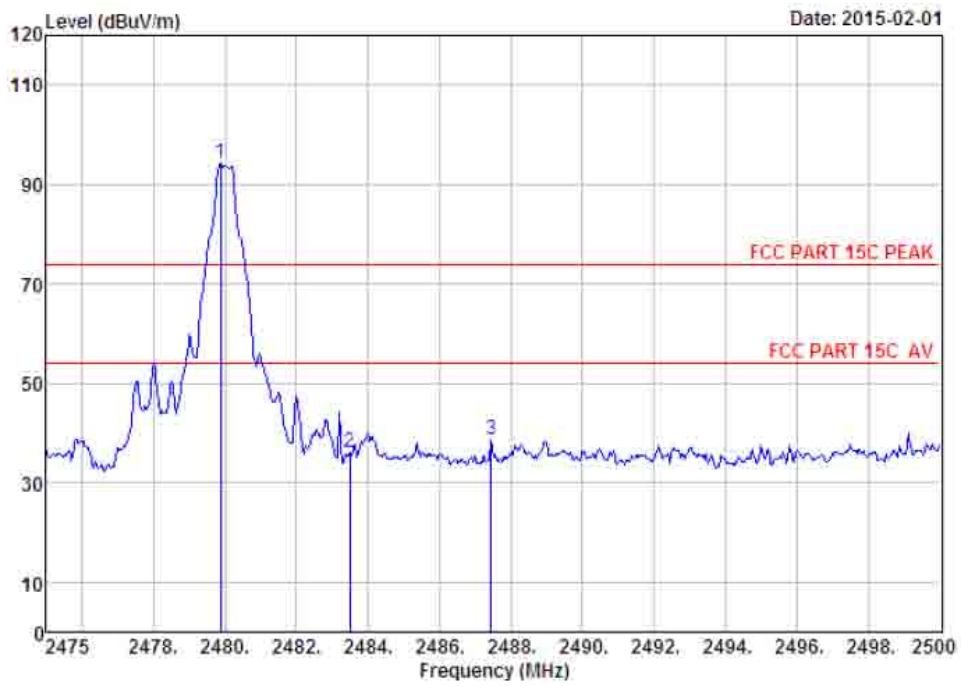
Remarks: 1. Emission Level= Antenna Factor + Cable Loss - Amp Factor + Reading.  
 2. The emission levels that are 20dB below the official limit are not reported.



Site no. : 1# 866 chamber Data no. : 40  
 Dis. / Ant. : 3m ANT 1-18G Ant. pol. : VERTICAL  
 Limit : FCC PART 15C PEAK  
 Env. / Ins. : Temp:23.6';Humi:56%;Press:101.52kPa  
 Engineer : Tony  
 EUI : Car Multimedia Player  
 Power : DC 12V  
 M/N : VX3022  
 Test Mode : GFSK TX 2402MHz (No Hopping)

	Freq. (MHz)	Ant. Factor (dB/m)	Cable Loss (dB)	Amp Factor (dB)	Reading (dBuV)	Emission		Limits (dBuV/m)	Margin (dB)	Remark
						Level (dBuV/m)				
1	2327.17	27.73	6.54	34.23	35.30	35.34	74.00	38.66	Peak	
2	2390.00	27.64	6.62	34.19	34.11	34.18	74.00	39.82	Peak	
3	2400.00	27.61	6.62	34.18	39.69	39.74	74.00	34.26	Peak	
4	2402.08	27.61	6.62	34.18	90.23	90.28	74.00	-16.28	Peak	

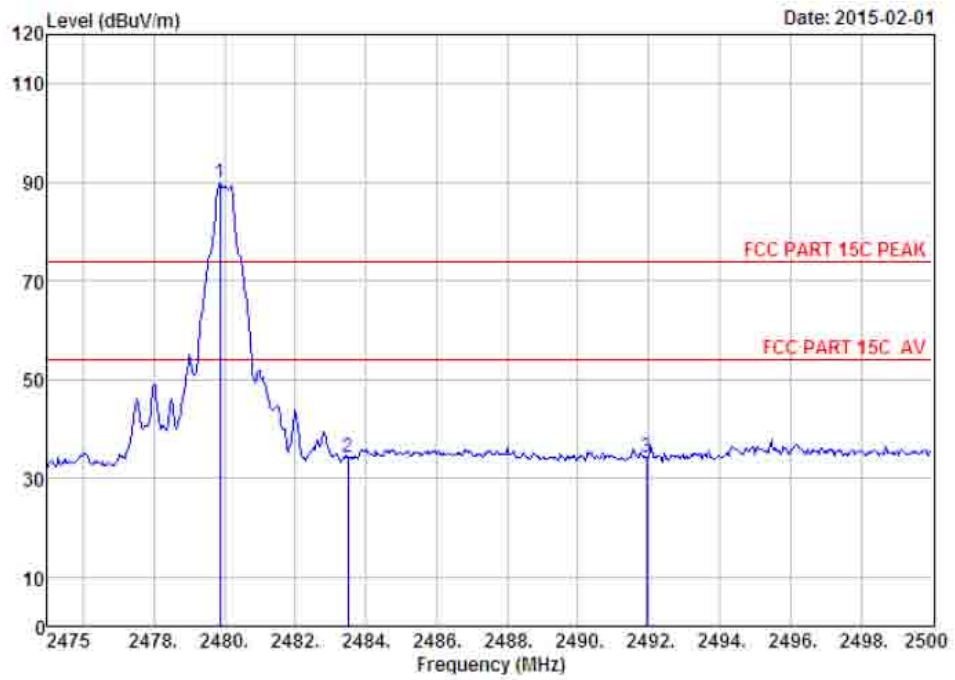
Remarks: 1. Emission Level= Antenna Factor + Cable Loss - Amp Factor + Reading.  
 2. The emission levels that are 20dB below the official limit are not reported.



Site no. : 1# 966 chamber                      Data no. : 45  
 Dis. / Ant. : 3m ANI 1-16G                      Ant. pol. : VERTICAL  
 Limit : FCC PART 15C PEAK  
 Env. / Ins. : Temp:23.6';Humi:56%;Press:101.52kPa  
 Engineer : Tony  
 EUT : Car Multimedia Player  
 Power : DC 12V  
 M/N : VX3022  
 Test Mode : GFSK TX 2480MHz (No Hopping)

	Freq. (MHz)	Ant. Factor (dB/m)	Cable Loss (dB)	Amp Factor (dB)	Reading (dBUV)	Emission Level (dBUV/m)	Limit (dBUV/m)	Margin (dB)	Remark
1	2479.88	27.58	6.71	34.03	94.13	94.39	74.00	-20.39	Peak
2	2483.50	27.58	6.71	34.03	35.74	36.00	74.00	38.00	Peak
3	2487.45	27.58	6.71	34.03	38.35	38.61	74.00	35.39	Peak

Remarks: 1. Emission Level= Antenna Factor + Cable Loss - Amp Factor + Reading.  
 2. The emission levels that are 20dB below the official limit are not reported.

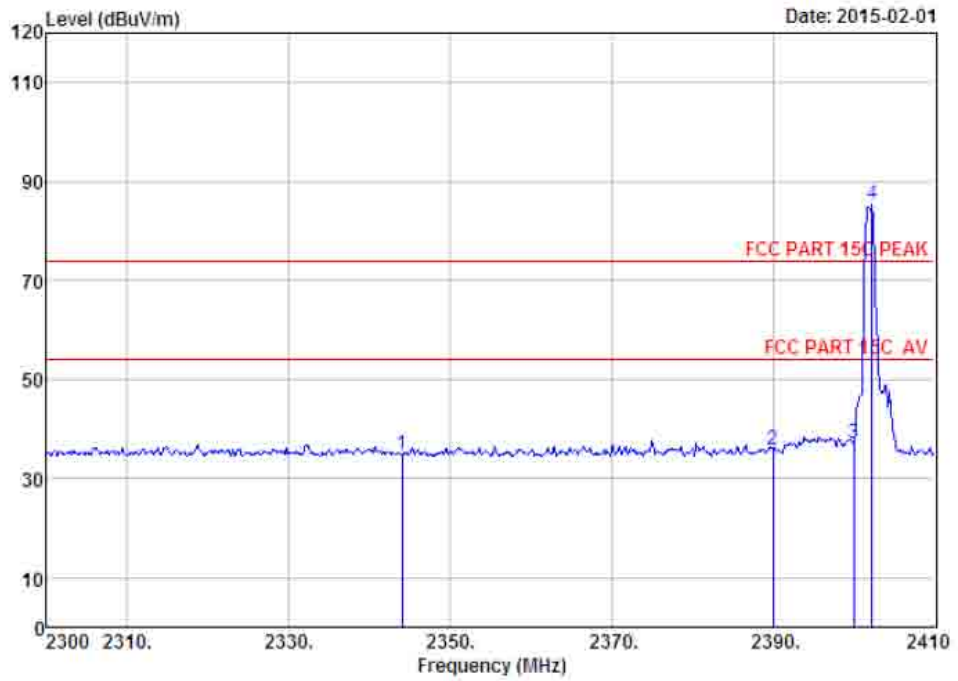


Site no. : 1# 966 chamber                      Data no. : 46  
 Dis. / Ant. : 3m ANI 1-18G                      Ant. pol. : HORIZONTAL  
 Limit : FCC PART 15C PEAK  
 Env. / Ins. : Temp:23.6';Humi:56%;Press:101.52kPa  
 Engineer : Tony  
 EUT : Car Multimedia Player  
 Power : DC 12V  
 M/N : VX3022  
 Test Mode : GFSK TX 2480MHz(No Hopping)

	Ant.	Cable	Amp	Emission		Limit	Margin	Remark	
Freq. (MHz)	Factor (dB/m)	Loss (dB)	Factor (dB)	Reading (dBuV)	Level (dBuV/m)	(dBuV/m)	(dB)		
1	2479.88	27.58	6.71	34.03	89.50	89.76	74.00	-15.76	Peak
2	2483.50	27.58	6.71	34.03	33.90	34.16	74.00	39.84	Peak
3	2491.93	27.58	6.73	34.03	33.83	34.11	74.00	39.89	Peak

Remarks: 1. Emission Level= Antenna Factor + Cable Loss - Amp Factor + Reading.  
 2. The emission levels that are 20dB below the official limit are not reported.

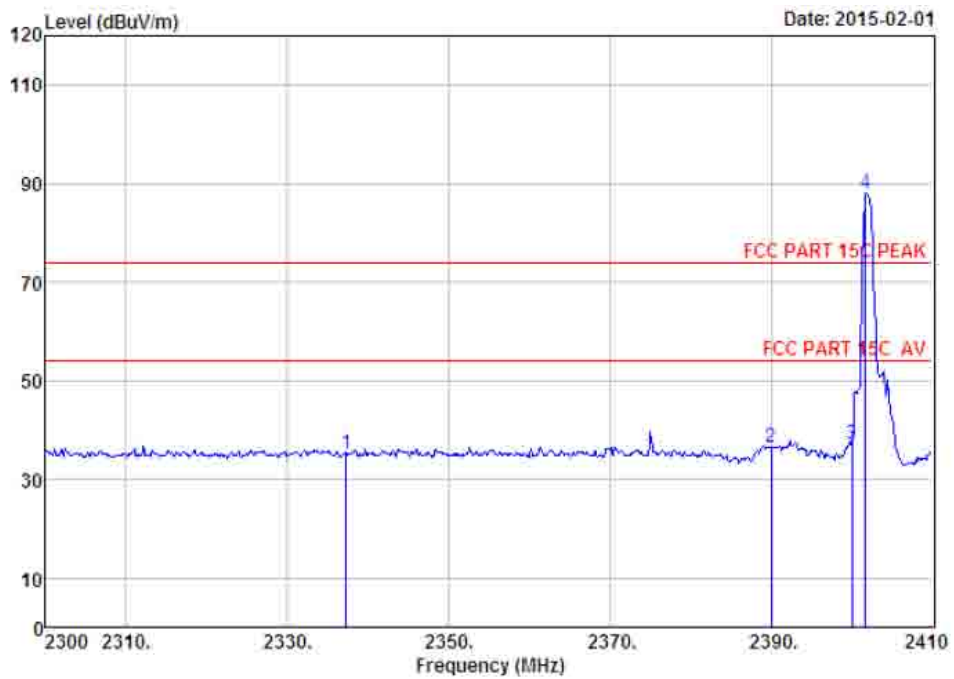




Site no. : 1# 966 chamber                      Data no. : 55  
 Dis. / Ant. : 3m ANT 1-10G                      Ant. pol. : HORIZONTAL  
 Limit : FCC PART 15C PEAK  
 Env. / Ins. : Temp:29.6°;Humi:56%;Press:101.52kPa  
 Engineer : Tony  
 EUI : Car Multimedia Player  
 Power : DC 12V  
 M/N : VX3022  
 Test Mode : 8-DPSK TX 2402MHz(No Hopping)

	Freq. (MHz)	Ant. Factor (dB/m)	Cable Loss (dB)	Amp Factor (dB)	Reading (dBuV)	Emission Level (dBuV/m)	Limits (dBuV/m)	Margin (dB)	Remark
1	2344.00	27.70	6.56	34.22	34.79	34.83	74.00	39.17	Peak
2	2390.00	27.64	6.62	34.19	35.85	35.92	74.00	38.08	Peak
3	2400.00	27.61	6.62	34.18	37.10	37.15	74.00	36.85	Peak
4	2402.30	27.61	6.62	34.18	55.45	55.50	74.00	-11.50	Peak

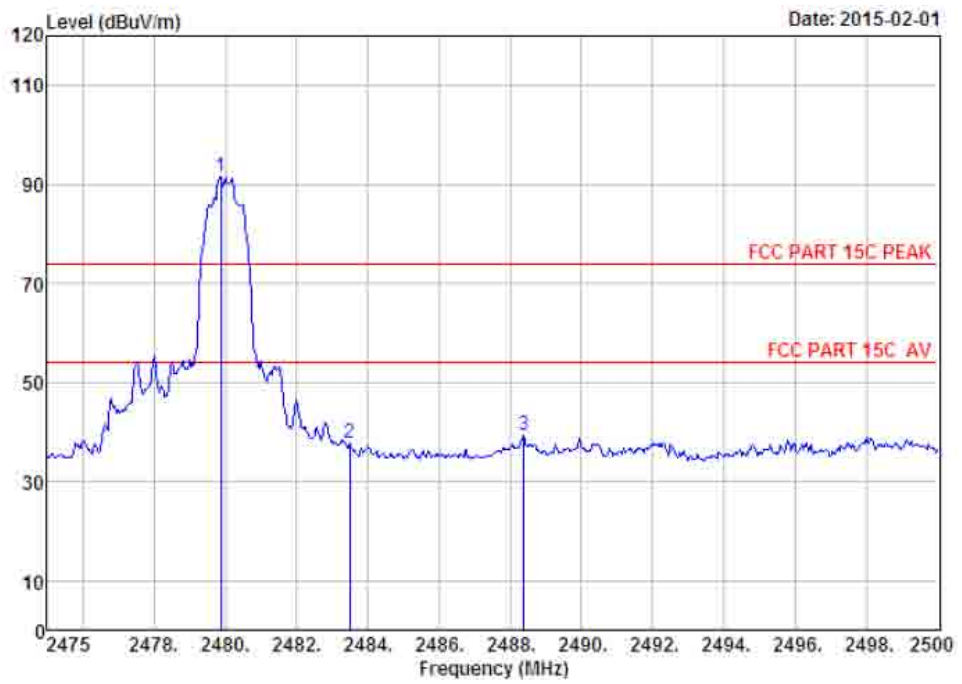
Remarks: 1. Emission Level= Antenna Factor + Cable Loss - Amp Factor + Reading.  
 2. The emission levels that are 20dB below the official limit are not reported.



Site no. : 1# 966 chamber                      Data no. : 56  
 Dis. / Ant. : 3m ANI 1-18G                      Ant. pol. : VERTICAL  
 Limit : FCC PART 15C PEAK  
 Env. / Ina. : Temp:23.6';Humi:56%;Press:101.52kPa  
 Engineer : Tony  
 EUI : Car Multimedia Player  
 Power : DC 12V  
 M/N : VX3022  
 Test Mode : Q-DPSK TX 2402MHz(No Hopping)

	Freq. (MHz)	Ant. Factor (dB/m)	Cable Loss (dB)	Amp Factor (dB)	Reading (dBuV)	Emission Level (dBuV/m)	Limits (dBuV/m)	Margin (dB)	Remark
1	2397.29	27.73	6.56	34.23	35.22	35.28	74.00	38.72	Peak
2	2390.00	27.64	6.62	34.18	36.53	36.60	74.00	37.40	Peak
3	2400.00	27.61	6.62	34.18	37.22	37.27	74.00	36.73	Peak
4	2401.75	27.61	6.62	34.18	87.98	88.03	74.00	-14.03	Peak

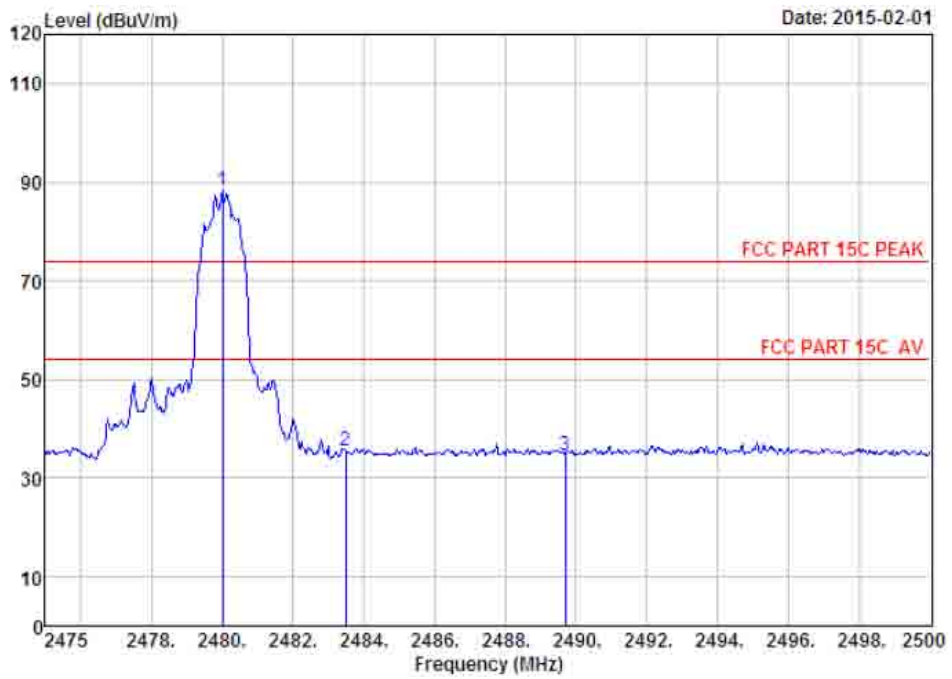
Remarks: 1. Emission Level= Antenna Factor + Cable Loss - Amp Factor + Reading.  
 2. The emission levels that are 20dB below the official limit are not reported.



Site no. : 1# 966 chamber                      Data no. : 61  
 Dis. / Ant. : 3m ANTI 1-18G                      Ant. pol. : VERTICAL  
 Limit : FCC PART 15C PEAK  
 Env. / Ins. : Temp:23.6';Humi:56%;Press:101.52kPa  
 Engineer : Tony  
 EUI : Car Multimedia Player  
 Power : DC 12V  
 M/N : VX3022  
 Test Mode : 8-DPSK TX 2480MHz(No Hopping)

	Freq. (MHz)	Ant. Factor (dB/m)	Cable Loss (dB)	Amp Factor (dB)	Reading (dBuV)	Emission Level (dBuV/m)	Limits (dBuV/m)	Margin (dB)	Remark
1	2479.88	27.58	6.71	34.03	91.39	91.65	74.00	-17.65	Peak
2	2483.50	27.58	6.71	34.03	37.61	37.87	74.00	36.13	Peak
3	2488.38	27.58	6.73	34.03	39.09	39.37	74.00	34.63	Peak

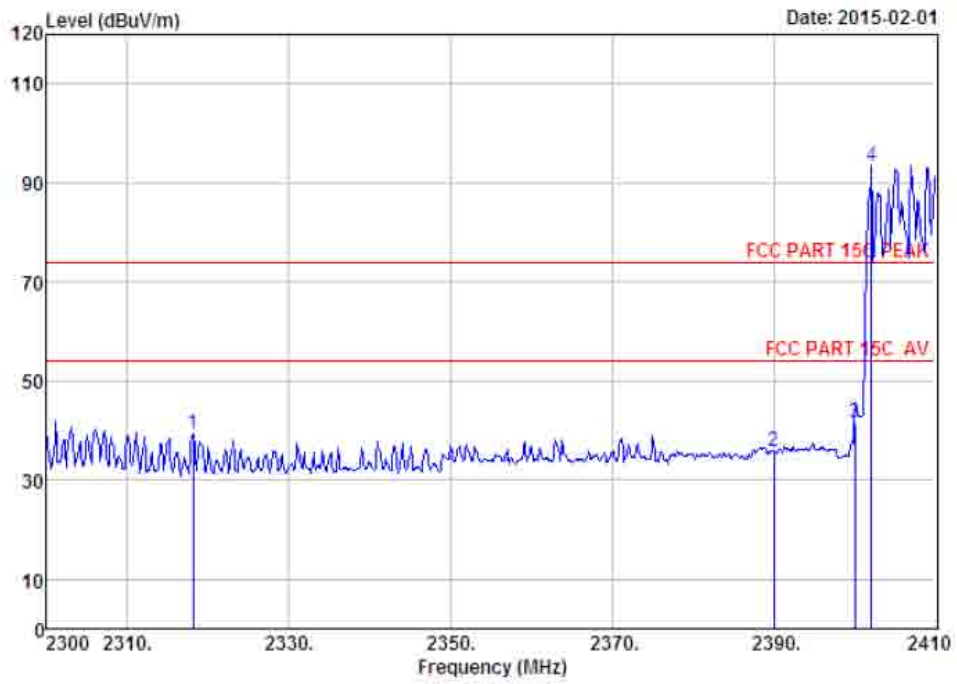
Remarks: 1. Emission Level= Antenna Factor + Cable Loss - Amp Factor + Reading.  
 2. The emission levels that are 20dB below the official limit are not reported.



Site no. : 1# 966 chamber Data no. : 62  
 Dis. / Ant. : 3m AMT 1-18G Ant. pol. : HORIZONTAL  
 Limit : FCC PART 15C PEAK  
 Env. / Ins. : Temp:23.6';Humi:56%;Press:101.52kPa  
 Engineer : Tony  
 EUI : Car Multimedia Player  
 Power : DC 12V  
 M/N : VX3022  
 Test Mode : Q-DPSK TX 2480MHz(No Hopping)

	Freq. (MHz)	Ant. Factor (dB/m)	Cable Loss (dB)	Amp Factor (dB)	Reading (dBuV)	Emission Level (dBuV/m)	Limit (dBuV/m)	Margin (dB)	Remark
1	2480.00	27.58	6.71	34.03	88.13	88.39	74.00	-14.39	Peak
2	2483.50	27.58	6.71	34.03	35.36	35.62	74.00	38.38	Peak
3	2489.70	27.58	6.73	34.03	34.34	34.62	74.00	39.38	Peak

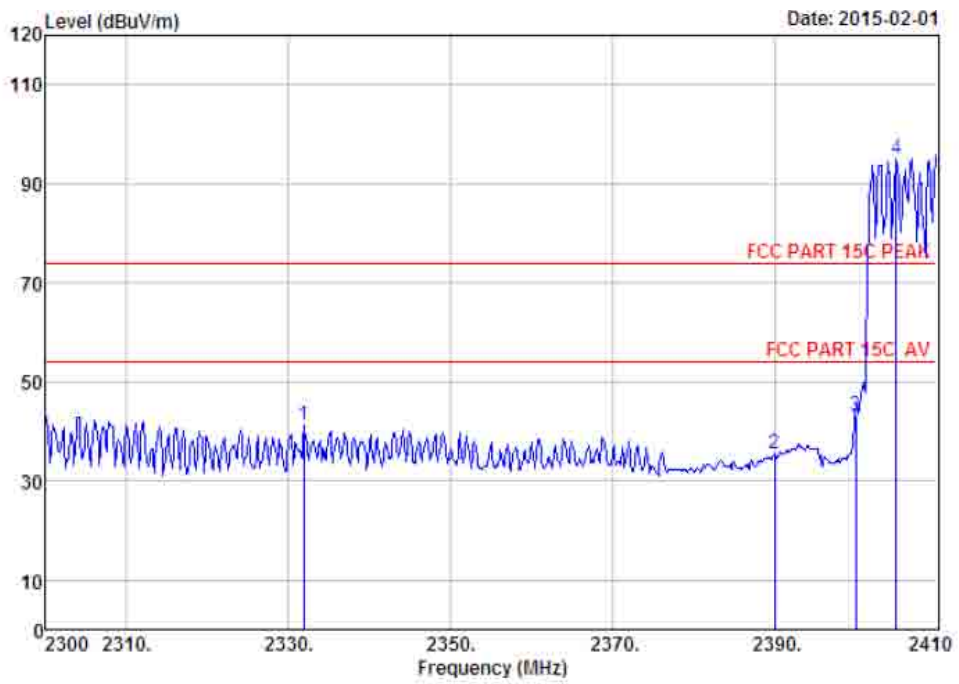
Remarks: 1. Emission Level= Antenna Factor + Cable Loss - Amp Factor + Reading.  
 2. The emission levels that are 20dB below the official limit are not reported.



Site no. : 1# 966 chamber Data no. : 69  
 Dis. / Ant. : 3m ANT 1-18G Ant. pol. : HORIZONTAL  
 Limit : FCC PART 15C PEAK  
 Env. / Ins. : Temp:23.6';Humi:56%;Press:101.52kPa  
 Engineer : Tony  
 EUT : Car Multimedia Player  
 Power : DC 12V  
 M/N : VX3022  
 Test Mode : GFSK TX 2402MHz(Hopping On)

	Freq. (MHz)	Ant. Factor (dB/m)	Cable Loss (dB)	Amp Factor (dB)	Reading (dBuV)	Emission Level (dBuV/m)	Limit (dBuV/m)	Margin (dB)	Remark
1	2318.15	27.76	6.54	34.24	39.31	39.37	74.00	34.63	Peak
2	2390.00	27.64	6.62	34.19	35.79	35.86	74.00	38.14	Peak
3	2400.00	27.61	6.62	34.18	41.60	41.65	74.00	32.35	Peak
4	2402.08	27.61	6.62	34.18	93.31	93.36	74.00	-19.36	Peak

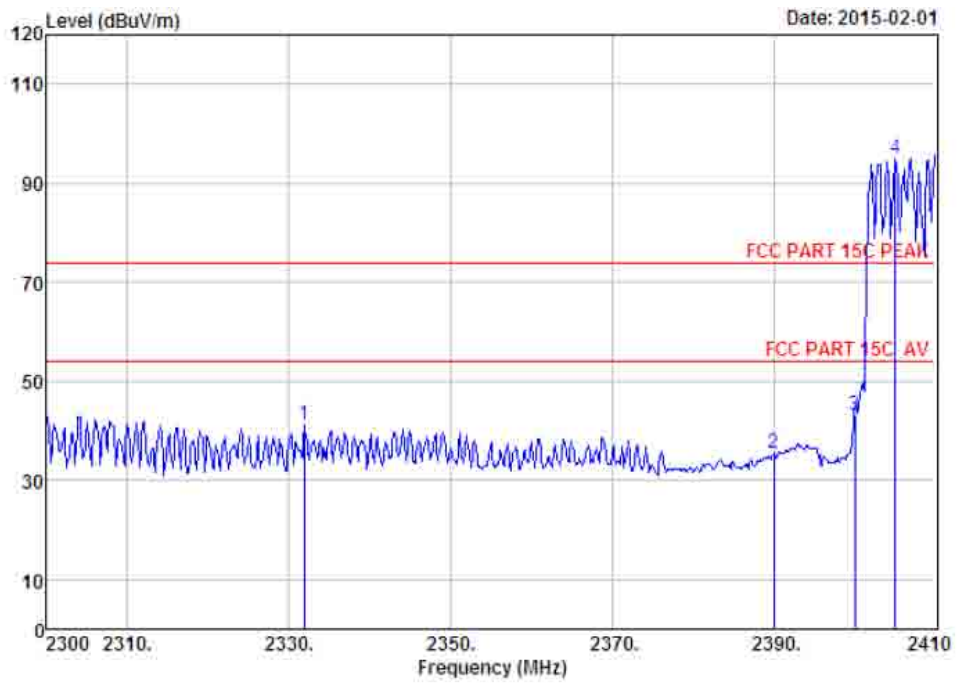
Remarks: 1. Emission Level= Antenna Factor + Cable Loss - Amp Factor + Reading.  
 2. The emission levels that are 20dB below the official limit are not reported.



Site no. : 1# 966 chamber Data no. : 70  
 Dis. / Ant. : 3m ANT 1-18G Ant. pol. : VERTICAL  
 Limit : FCC PART 15C PEAK  
 Env. / Ins. : Temp:23.6';Hum:56%;Press:101.52kPa  
 Engineer : Tony  
 EUT : Car Multimedia Player  
 Power : DC 12V  
 M/N : VX3022  
 Test Mode : GFSK TX 2402MHz(Hopping On)

	Freq. (MHz)	Ant. Factor (dB/m)	Cable Loss (dB)	Amp Factor (dB)	Reading (dBuV)	Emission Level (dBuV/m)	Limit (dBuV/m)	Margin (dB)	Remark
1	2331.90	27.73	6.54	34.23	41.14	41.18	74.00	32.82	Peak
2	2390.00	27.64	6.62	34.19	35.49	35.56	74.00	38.44	Peak
3	2400.00	27.61	6.62	34.18	43.09	43.14	74.00	30.86	Peak
4	2405.05	27.61	6.64	34.18	94.82	94.89	74.00	-20.89	Peak

Remarks: 1. Emission Level= Antenna Factor + Cable Loss - Amp Factor + Reading.  
 2. The emission levels that are 20dB below the official limit are not reported.

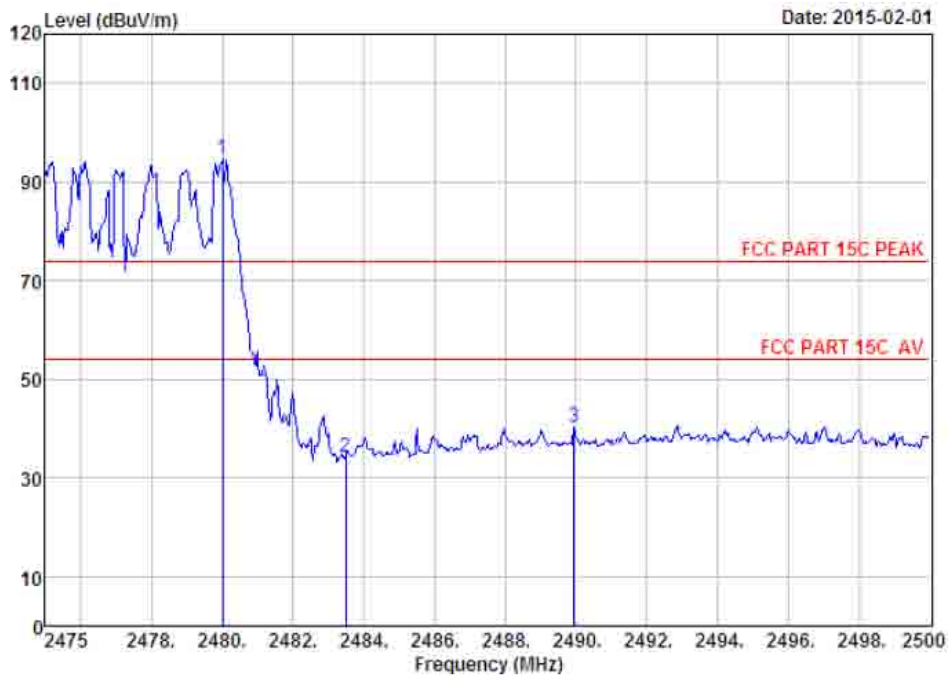


Site no. : 1# 966 chamber                      Data no. : 70  
 Dis. / Ant. : 3m ANT 1-18G                      Ant. pol. : VERTICAL  
 Limit : FCC PART 15C PEAK  
 Env. / Ins. : Temp:23.6';Humi:56%;Press:101.52kPa  
 Engineer : Tony  
 EUT : Car Multimedia Player  
 Power : DC 12V  
 M/N : VX3022  
 Test Mode : GFSK TX 2402MHz(Hopping On)

Freq. (MHz)	Ant. Factor (dB/m)	Cable Loss (dB)	Amp Factor (dB)	Reading (dBuV)	Emission			Remark
					Level (dBuV/m)	Limits (dBuV/m)	Margin (dB)	
12331.90	27.73	6.54	34.23	41.14	41.18	74.00	32.82	Peak
22390.00	27.64	6.62	34.19	35.49	35.56	74.00	38.44	Peak
32400.00	27.61	6.62	34.18	43.09	43.14	74.00	30.86	Peak
42405.05	27.61	6.64	34.18	94.82	94.89	74.00	-20.89	Peak

Remarks: 1. Emission Level= Antenna Factor + Cable Loss - Amp Factor + Reading.  
 2. The emission levels that are 20dB below the official limit are not reported.



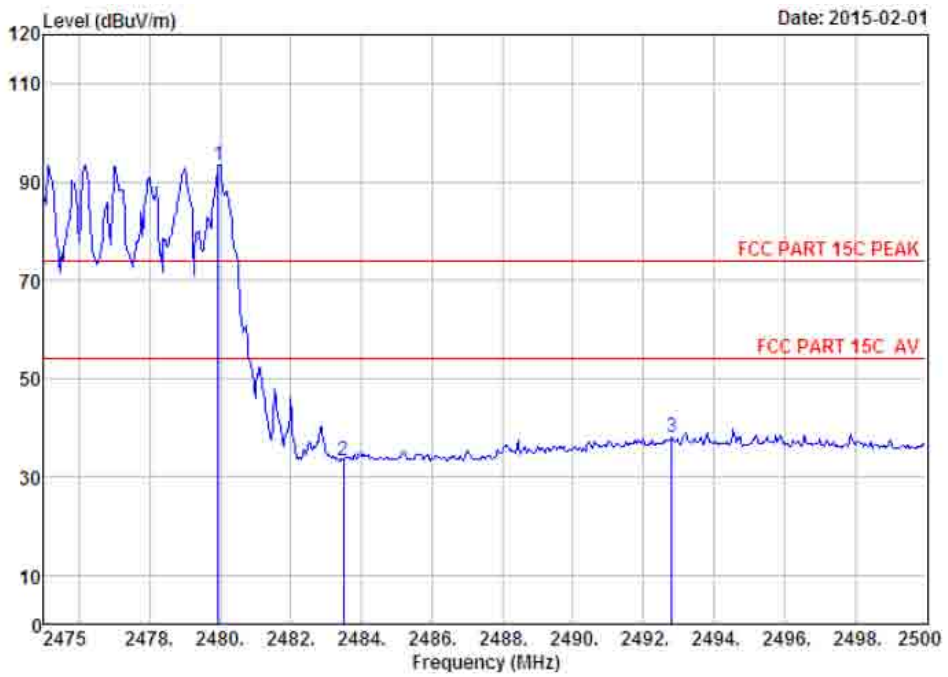


Site no. : 1# 966 chamber Data no. : 71  
 Dis. / Ant. : 3m ANT 1-18G Ant. pol. : VERTICAL  
 Limit : FCC PART 15C PEAK  
 Env. / Ins. : Temp:23.6';Humi:56%;Press:101.52kPa  
 Engineer : Tony  
 EUI : Car Multimedia Player  
 Power : DC 12V  
 M/N : VX3022  
 Test Mode : GFSK TX 2480MHz(Hopping On)

	Freq. (MHz)	Ant. Factor (dB/m)	Cable Loss (dB)	Amp Factor (dB)	Emission		Limits (dBuV/m)	Margin (dB)	Remark
					Reading (dBuV)	Level (dBuV/m)			
1	2480.00	27.58	6.71	34.03	94.46	94.72	74.00	-20.72	Peak
2	2483.50	27.58	6.71	34.03	34.01	34.27	74.00	39.73	Peak
3	2489.95	27.58	6.73	34.03	40.16	40.44	74.00	33.56	Peak

Remarks: 1. Emission Level= Antenna Factor + Cable Loss - Amp Factor + Reading.  
 2. The emission levels that are 20dB below the official limit are not reported.

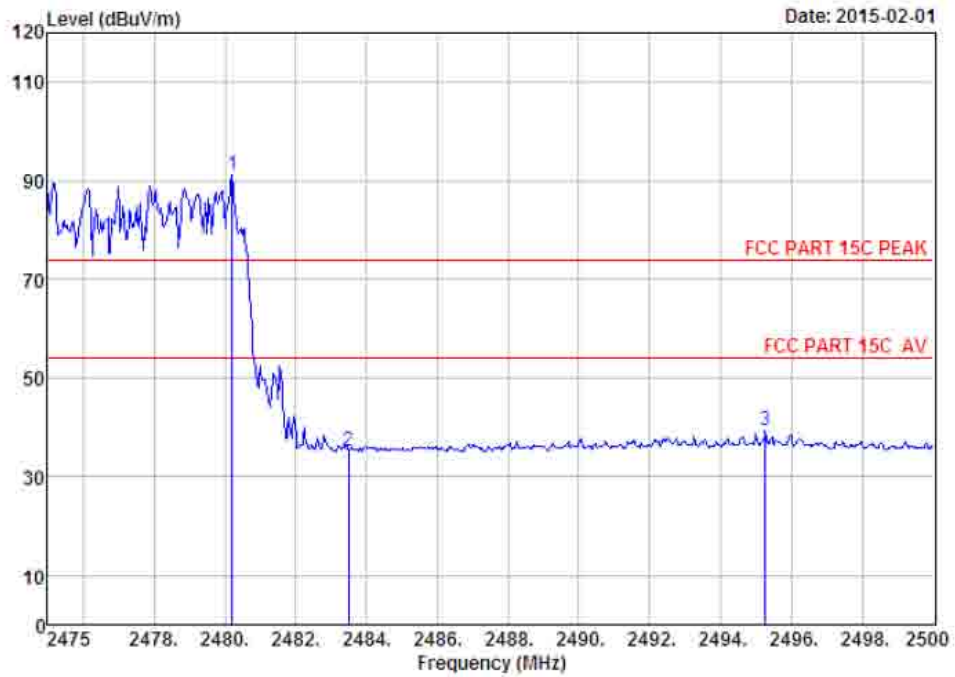




Site no. : 1# 966 chamber Date no. : 72  
 Dis. / Ant. : 3m ANT 1-18G Ant. pol. : HORIZONTAL  
 Limit : FCC PART 15C PEAK  
 Env. / Ins. : Temp:23.6';Humi:56%;Press:101.52kPa  
 Engineer : Tony  
 EUT : Car Multimedia Player  
 Power : DC 12V  
 M/H : VX3022  
 Test Mode : GFSK TX 2480MHz(Hopping On)

	Ant. Freq. (MHz)	Ant. Factor (dB/m)	Cable Loss (dB)	Amp Factor (dB)	Reading (dBuV)	Emission Level (dBuV/m)	Limite (dBuV/m)	Margin (dB)	Remark
1	2479.95	27.58	6.71	34.03	93.32	93.58	74.00	-19.58	Peak
2	2483.50	27.58	6.71	34.03	33.06	33.32	74.00	40.68	Peak
3	2492.80	27.58	6.73	34.03	37.84	38.12	74.00	35.88	Peak

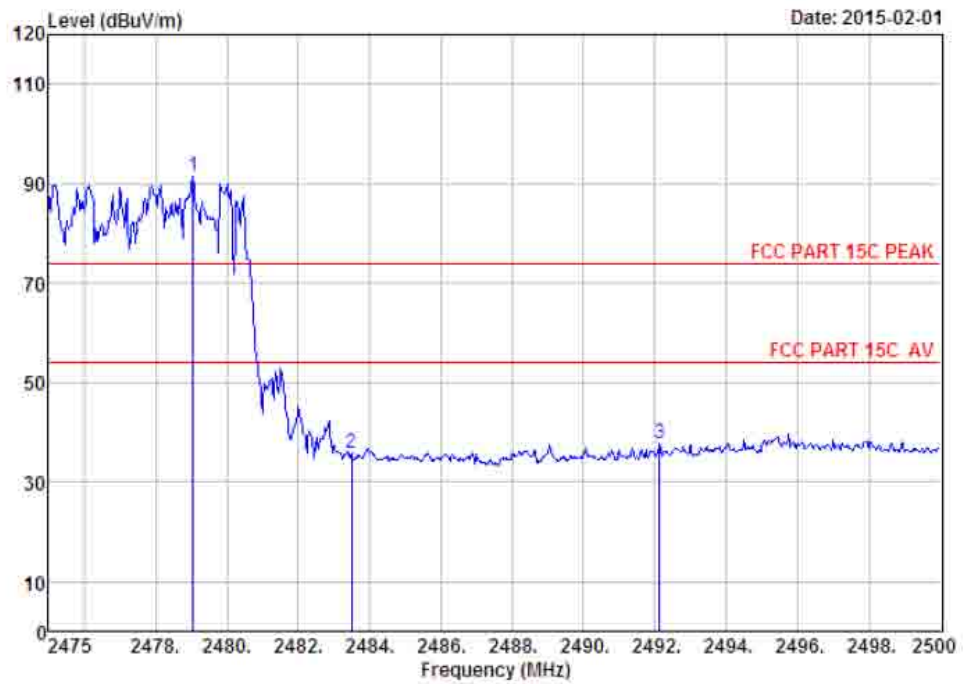
Remarks: 1. Emission Level= Antenna Factor + Cable Loss - Amp Factor + Reading.  
 2. The emission levels that are 20dB below the official limit are not reported.



Site no. : 1# 966 chamber                      Date no. : 73  
 Dis. / Ant. : 3m ANI 1-16G                      Ant. pol. : HORIZONTAL  
 Limit : FCC PART 15C PEAK  
 Env. / Ins. : Temp:23.6';Humi:56%;Press:101.52kPa  
 Engineer : Tony  
 EUT : Car Multimedia Player  
 Power : DC 12V  
 M/N : VX3022  
 Test Mode : 8-DPSK TX 2480MHz(Hopping On)

	Freq. (MHz)	Ant. Factor (dB/m)	Cable Loss (dB)	Amp Factor (dB)	Reading (dBUV)	Emission Level (dBUV/m)	Limits (dBUV/m)	Margin (dB)	Remark
1	2480.20	27.58	6.71	34.03	90.88	91.14	74.00	-17.14	Peak
2	2483.50	27.58	6.71	34.03	34.96	35.22	74.00	38.78	Peak
3	2495.25	27.57	6.73	34.00	38.94	39.24	74.00	34.76	Peak

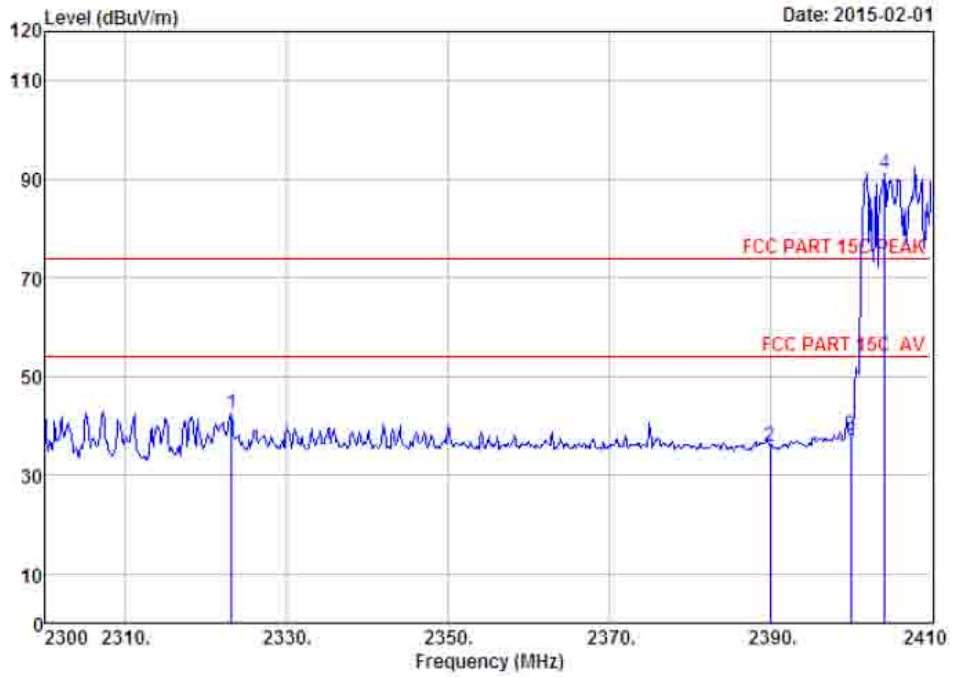
Remarks: 1. Emission Level= Antenna Factor + Cable Loss - Amp Factor + Reading.  
 2. The emission levels that are 20dB below the official limit are not reported.



Site no. : 1# 966 chamber Data no. : 74  
 Dis. / Ant. : 3m ANI 1-18G Ant. pol. : VERTICAL  
 Limit : FCC PART 15C PEAK  
 Env. / Ins. : Temp:23.6';Hum:56%;Press:101.52kPa  
 Engineer : Tony  
 EUT : Car Multimedia Player  
 Power : DC 12V  
 M/N : VX3022  
 Test Mode : 8-DPSK TX 2460MHz(Hopping On)

	Freq. (MHz)	Ant. Factor (dB/m)	Cable Loss (dB)	Amp Factor (dB)	Reading (dBuV)	Emission Level (dBuV/m)	Limits (dBuV/m)	Margin (dB)	Remark
1	2479.05	27.58	6.71	34.03	91.29	91.55	74.00	-17.55	Peak
2	2493.50	27.58	6.71	34.03	35.65	35.91	74.00	38.09	Peak
3	2492.13	27.58	6.73	34.03	37.54	37.82	74.00	36.18	Peak

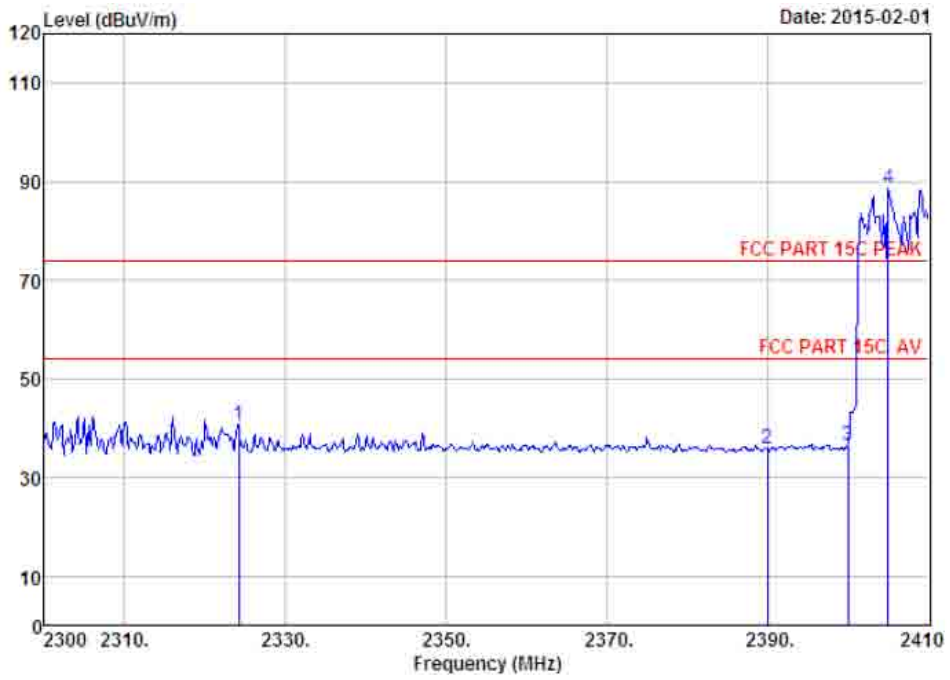
Remarks: 1. Emission Level= Antenna Factor + Cable Loss - Amp Factor + Reading.  
 2. The emission levels that are 20dB below the official limit are not reported.



Site no. : 1# 966 chamber Data no. : 75  
 Dis. / Ant. : 3m ANT 1-18G Ant. pol. : VERTICAL  
 Limit : FCC PART 15C PEAK  
 Env. / Ins. : Temp:23.6';Humi:56%;Press:101.52kPa  
 Engineer : Tony  
 EUI : Car Multimedia Player  
 Power : DC 12V  
 M/N : VX3022  
 Test Mode : 8-DPSK TX 2402MHz(Hopping On)

	Freq. (MHz)	Ant. Factor (dB/m)	Cable Loss (dB)	Amp Factor (dB)	Emission		Limits (dBuV/m)	Margin (dB)	Remark
					Reading (dBuV)	Level (dBuV/m)			
1	2323.10	27.73	6.54	34.23	42.62	42.66	74.00	31.34	Peak
2	2390.00	27.64	6.62	34.19	35.87	35.94	74.00	38.06	Peak
3	2400.00	27.61	6.62	34.18	38.05	38.10	74.00	35.90	Peak
4	2404.28	27.61	6.64	34.18	91.10	91.17	74.00	-17.17	Peak

Remarks: 1. Emission Level= Antenna Factor + Cable Loss - Amp Factor + Reading.  
 2. The emission levels that are 20dB below the official limit are not reported.



Site no. : 1# 966 chamber Date no. : 76  
 Dis. / Ant. : 3m ANT 1-18G Ant. pol. : HORIZONTAL  
 Limit : FCC PART 15C PEAK  
 Env. / Ins. : Temp:23.6';Humi:56%;Press:101.52kPa  
 Engineer : Tony  
 EUT : Car Multimedia Player  
 Power : DC 12V  
 M/H : VX3022  
 Test Mode : 8-DPSK TX 2402MHz(Hopping On)

	Freq. (MHz)	Ant. Factor (dB/m)	Cable Loss (dB)	Amp Factor (dB)	Reading (dBUV)	Emission Level (dBUV/m)	Limits (dBUV/m)	Margin (dB)	Remark
1	2324.20	27.73	6.54	34.23	40.62	40.66	74.00	33.34	Peak
2	2390.00	27.64	6.62	34.19	35.73	35.80	74.00	38.20	Peak
3	2400.00	27.61	6.62	34.18	36.56	36.61	74.00	37.39	Peak
4	2405.05	27.61	6.64	34.18	88.64	88.71	74.00	-14.71	Peak

Remarks: 1. Emission Level= Antenna Factor + Cable Loss - Amp Factor + Reading.  
 2. The emission levels that are 20dB below the official limit are not reported.

## **10. ANTENNA REQUIREMENTS**

### **10.1. Limit**

For intentional device, according to FCC 47 CFR Section 15.203, an intentional radiator shall be designed to ensure that no antenna other than that furnished by the responsible party shall be used with the device. And according to FCC 47 CFR Section 15.247 (b), if transmitting antennas of directional gain greater than 6dBi are used, the power shall be reduced by the amount in dB that the directional gain of the antenna exceeds 6dBi.


### **10.2. Result**

The antennas used for this product are Integrated PCB antenna and that no antenna other than that furnished by the responsible party shall be used with the device, the maximum peak gain of the transmit antenna is only 0 dBi.




## 11. TEST SETUP PHOTO

Radiated Test (30-1000 MHz)





Radiated Test (1000-25000 MHz)



## 12. PHOTOS OF EUT


### External Photos M/N: VX3022







**External Photos**

M/N: VX3022



**External Photos**

M/N: VX3022




### External Photos

M/N: VX3022





**Internal Photos**  
M/N: VX3022






### Internal Photos

M/N: VX3022





**Internal Photos**  
M/N: VX3022







### Internal Photos

M/N: VX3022





**Internal Photos**  
M/N: VX3022





**Internal Photos**



M/N: VX3022



**Internal Photos**

M/N: VX3022

Bluetooth  
Antenna





**Internal Photos**

M/N: VX3022

