



## **SETUP PHOTOGRAPHS**

This document contains 6 photographs


**Photograph No.1**  
**Setup for carrier field strength measurements in the anechoic chamber**



**Photograph No.2**  
**Setup for spurious emission field strength measurements in the anechoic chamber below 30 MHz**




**Photograph No.3**  
**Setup for spurious emission field strength measurements in the anechoic chamber**  
**in 30 – 1000 MHz range**



**Photograph No.4**  
**Setup for carrier and spurious emission field strength measurements below 1 GHz, EUT close view**



**Photograph No.5**  
**Setup for spurious emission field strength measurements in the anechoic chamber**  
**above 1000 MHz range**



**Photograph No.6**  
**Setup for band edge emissions and hopping parameters measurements**

