

User's Manual

DC7206-remote control

General:

The remote is wholly used for matching brushless DC no sensor DC-18 ceiling fans use. LCD, 3 V battery-powered, simple operation, stable performance, reliable quality.

Type:

Type: DC-7206。

Main function:

Used for matching DC brushless no-sensor DC-18 use, through nine keys on the remote, it is easy to operate after opening the back of the battery cover to install battery.

Structure chart:

See attached fig1.:





- 1 、 Start key 1;
- 2 、 Start key 2;
- 3 、 Start key 3;
- 4 、 Start key 4;
- 5 、 Start key 5;
- 6 、 Forward/ reverse control key;
- 7 、 Power off;
- 8 、 Up lamp :Power off /on ;
- 9 、 Down lamp :Power off /on;
- 10、 6 V battery.

Specifications:

- 1, the working voltage: DC-6V;
- 2, static current: less than 20 uA;
- 3, working current: less than 20 mA;
- 4, effective assorting space with the receiver in the same series: not less than 12 meters;

Instruction:

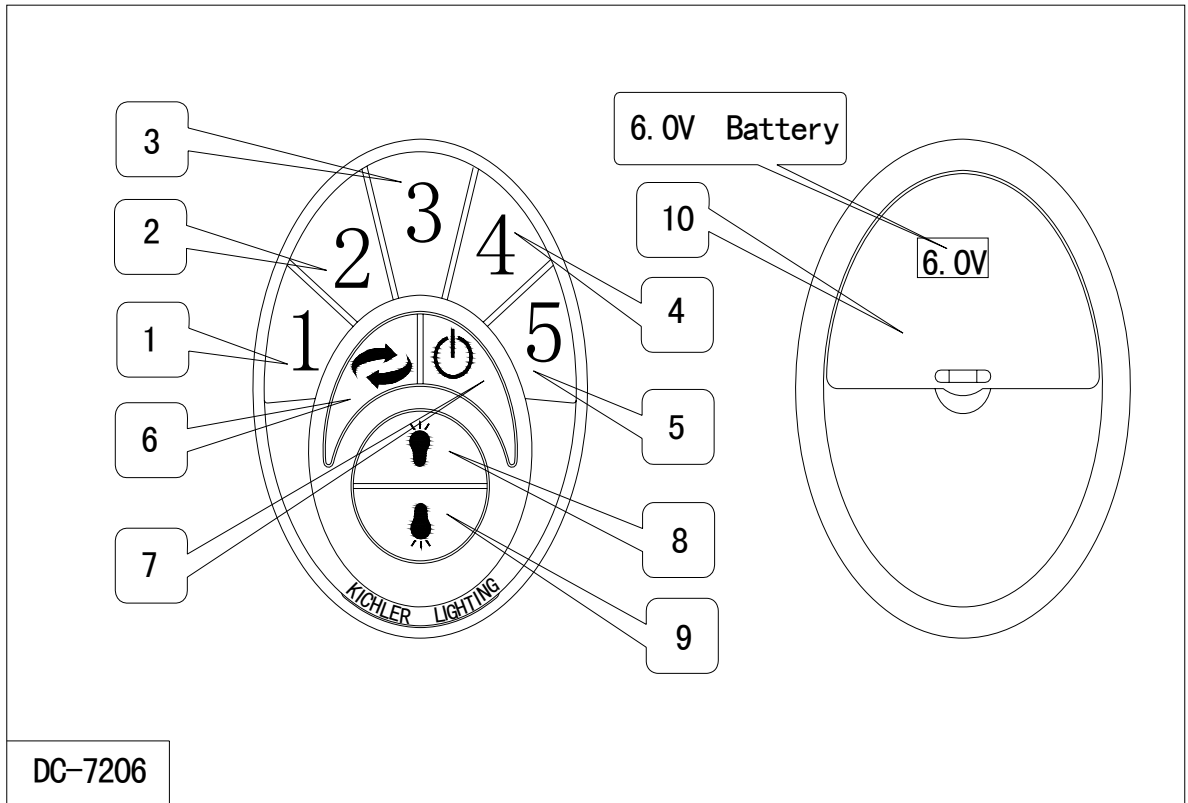
- 1、 Start key 1: Pressure the key,DC-18 start at the first gear;
- 2、 Start key 2: Pressure the key,DC-18 start at the second gear;
- 3、 Start key 3: Pressure the key,DC-18 start at the third gear;

- 4、 Start key 4: Pressure the key,DC-18 start at the fourth gear;
- 5、 Start key 5: Pressure the key,DC-18 start at the fifth gear;
- 6、 “” Forward/ reverse control key: Pressure the key, the fan can switch at Forward or Reverse rotation;
- 7、 “” Power off: Pressure the key, the fan stop;
- 8、 “” Up lamp :Power off /on: Pressure the key,the Up lamp power on at the first time ,then pressure it again,the UP lamp power off.and the rest may be deduced by analogy;
- 9、 “” Down lamp :Power off /on: Pressure the key,the Down lamp power on at the first time ,then pressure it again,the Down lamp power off.and the rest may be deduced by analogy;

Remark: changes or modifications not expressly approved by the party responsible for compliance could void the user’s authority to operate the equipment.

All other devices shall bear the following statement in a conspicuous location on the device:This device complies with Part 15 of the FCC Rules. Operation is subject to the following two conditions: (1) this device may not cause harmful interference, and (2) this device must accept any interference received, including interference that may cause undesired operation.

attached fig1:



DC-7206