

## 1.6 User Manual

# SAFETY INFORMATION AND WARRANTY TERMS

ENGLISH • FRANÇAIS  
ESPAÑOL

## Important Safety Information

PLEASE READ THIS ENTIRE DOCUMENT CAREFULLY, BECAUSE IT CONTAINS IMPORTANT INFORMATION ABOUT THE SAFE USE OF BLUEANT DEVICES

### **WARNING - PROTECT YOUR HEARING**

ALL BLUEANT DEVICES ARE DESIGNED TO REACH VOLUMES OF UP TO 100 DECIBELS. PROLONGED USE OF A BLUEANT DEVICE AT HIGH VOLUMES MAY AFFECT YOUR HEARING CAPACITY. USE FOR EXTENSIVE PERIODS MAY RESULT IN NOISE INDUCED HEARING LOSS (NIHL). TURN OFF THE POWER TO YOUR DEVICE WHEN NOT IN USE.

- Hearing loss may occur if a headset is used at maximum volumes for more than 5 minutes per day, or at medium volumes for more than 1 hour per day.
- Exposure to sound at close range such as via an ear piece in your ear may result in hearing loss, even at low levels.

Do not listen at high volumes. Remember that your ears will adapt to the volume level and if you change to higher levels your ear may feel no discomfort but damage to your hearing may be occurring.

#### **BlueAnt Recommends That You:**

- Set the volume control in a low position before putting the headset or headphones on your ears.
- Limit the amount of time you use headsets or headphones at high volume.
- Avoid turning up the volume to block out noisy surroundings.
- Turn the volume down if you cannot hear people speaking near you.

Should you experience any discomfort after using the product, stop using it immediately. If the problem persists seek medical assistance immediately.

### **CHOKING HAZARD**

YOUR BLUEANT DEVICE, ITS PACKAGING, AND PACKAGE CONTENTS MAY CONTAIN PARTS THAT MAY BE A CHOKING HAZARD TO SMALL CHILDREN.

Please ensure that the device and any associated components such as ear gels or chargers are stored safely and that any packaging or unwanted contents are disposed of thoughtfully. Do not place the product on the floor or leave it in a place where young children could access it, or someone could trip over it.

#### Using Ear Gels

Your BlueAnt headset will come with ear gels or foam tips that are designed to provide a secure fit in your ear while providing high quality audio.

- Ear gels and tips are designed to sit comfortably in your ear and should not be forced into your ear at any time. If you have trouble fitting the ear gel or foam please refer to the owner's manual for correct insertion and usage information.
- Always make sure that the ear gel or foam is fitted securely to your device before placing it in your ear.

## WARNING

NOTE THAT NON-COMPLIANCE, MISUSE OR FORCING THE EAR GEL OR FOAM MAY CAUSE DAMAGE TO YOUR EAR CANAL OR EARDRUM, OR MAY

OTHERWISE CAUSE BODILY HARM.

#### Smart Practices While Driving

Check the laws and regulations on the use of mobile devices and accessories such as your BlueAnt device in the areas where you drive. Always obey them. **DO NOT USE MOBILE DEVICES AND ACCESSORIES IN AREAS WHERE THEIR USE IS PROHIBITED. ENSURE THAT YOUR USE COMPLIES WITH ANY RESTRICTIONS.**

Your BlueAnt device lets you communicate by voice when wireless service is available and safe conditions allow. When driving a car, driving is your first responsibility.

If you choose to use your Bluetooth device while driving, remember the following tips:

- Get to know your BlueAnt device and its features such as speed dial and redial. These features help you to place your call without taking your attention off the road.
- If you receive an incoming call at an inconvenient time, let your voice mail answer it for you.
- Let the person you are speaking to know you are driving; if necessary, suspend the call in heavy traffic or hazardous weather conditions. Rain, sleet, snow, ice, and heavy traffic can be hazardous.
- Do not take notes or look up phone numbers while driving. Remember that your primary responsibility is driving safely.
- Do not engage in stressful or emotional conversations that may be distracting. Make people you are talking to aware you are driving and suspend conversations

that can divert your attention away from the road.

- In the case of fire, traffic accidents, medical or other serious emergencies, dial the local emergency number.
- Call roadside assistance or a special non-emergency wireless assistance number when necessary.

### Care and Handling

Your BlueAnt Bluetooth device is a precision engineered instrument. To ensure its ongoing performance, you should look after it as you would any quality consumer electronic product, and use it in accordance with the instructions.

BlueAnt recommends that you take the following precautions.

- Avoid leaving your device in direct sunlight, such as on the dashboard or console of a car or truck. Do not leave your device unattended in your vehicle.
- Do not leave your device, or use your device, in any area where the temperature may exceed 60 degrees Centigrade (140 degrees Fahrenheit), such as inside a closed car on a hot day. Remember that on a hot day the temperature inside a closed car may be significantly higher than the outside air temperature.
- Do not leave your device, or use your device, in any area where the temperature is likely to drop below 0 degrees Centigrade (32 degrees Fahrenheit).
- Do not leave your device, or use your device, in any area exposed to humidity, dust, soot, other foreign objects, smoke, or steam as this may cause your device to malfunction.
- Do not use any household or industrial grade detergents or cleaners to clean your device. If your device becomes dirty or smeared, in most instances a wipe with a dry or slightly damp cloth should be sufficient to clean it.
- Do not leave your Bluetooth device plugged into a wall or car charger for long periods after it is fully charged. BlueAnt does not recommend long periods of

continued charging.

- Before charging your BlueAnt device, make sure that the AC outlet, adaptor and cable are not damaged. If you notice any abnormalities, seek advice from a qualified professional.
- Your BlueAnt device is not waterproof and should be removed and placed in a dry area in the event of being exposed to any drizzle, rain or water.
- If traveling internationally, ensure that your BlueAnt wall or car power adapter is approved for use in the country where you plan to use it and that the adapter voltage is suited to the local power supply.
- Should a fault develop with your BlueAnt product, contact BlueAnt for advice on how to proceed. Do not attempt to repair or alter any BlueAnt product yourself.

### Approved Accessories

The use of accessories not approved by BlueAnt, including but not limited to batteries, antennas, wall adapters, car chargers, ear gels and foam tips and convertible covers, may cause your BlueAnt device to malfunction or in the case of non-approved electrical accessories may cause the device to exceed RF energy exposure guidelines.

Use of non approved accessories will void your device's warranty. For a list of approved BlueAnt accessories, visit our website at: [www.blueantwireless.com](http://www.blueantwireless.com)

### Electromagnetic Interference

Nearly every electronic device is susceptible to electromagnetic interference (EMI) if inadequately shielded, designed, or otherwise configured for electromagnetic compatibility.

Similar to a mobile phone, your BlueAnt device is a low power transmitter / receiver and is covered by regulations pertaining to such devices. Turn off your BlueAnt device in any facility where posted notices instruct you to do so. These facilities

may include hospitals or health care facilities that may be using equipment that is sensitive to external RF energy.

- When instructed to do so, turn off your BlueAnt device when on board an aircraft. Any use of a mobile device must be in accordance with applicable laws, regulations and airline crew instructions.
- Some Bluetooth devices may interfere with some hearing aids. In the event of such interference, you may want to consult your hearing aid manufacturer or physician to discuss alternatives.
- If you use any other personal medical device, consult the manufacturer of your device to determine if it is adequately shielded from RF energy. Your doctor or physician may be able to assist you in obtaining this information.
- If you are in doubt about whether your BlueAnt device or mobile phone can be safely turned on or used, please consult an authorized person in the location you want to use your BlueAnt device. If no authorized person is available or you remain uncertain, BlueAnt recommends that you turn off your Bluetooth device and any mobile phones unless they are required in an emergency situation.

## PROPOSITION 65 WARNING

THIS PRODUCT CONTAINS CHEMICALS KNOWN TO THE STATE OF CALIFORNIA TO CAUSE CANCER, BIRTH DEFECTS, AND/OR OTHER REPRODUCTIVE HARM.

### FCC Notice To Users

**15.21:** BlueAnt has not expressly approved the user to make any changes or modifications to this device. You are cautioned that if you make any changes or modifications to this device, you can void your authority to operate the equipment. See 47 CFR section 15.21.

**15.19(3):** This device complies with part 15 of the FCC Rules. Operation is subject to the following two conditions: (1) This device may not cause harmful interference, and (2) this device must accept any interference received, including interference that may cause undesired operation. See 47 CFR section 15.19(3) & (5).

**15.105(b):** If your mobile device or accessory has a USB connector, or is otherwise considered a computer peripheral device whereby it can be connected to a computer for purposes of transferring data, then it is considered a Class B device and the following statement applies:

NOTE: This equipment has been tested and found to comply with the limits for a Class B digital device, pursuant to part 15 of the FCC Rules. These limits are designed to provide reasonable protection against harmful interference in a residential installation. This equipment generates, uses and can radiate radio frequency energy and, if not installed and used in accordance with the instructions, may cause harmful interference to radio communications. However, there is no guarantee that interference will not occur in a particular installation. If this equipment does cause harmful interference to radio or television reception, which can be determined by turning the equipment off and on, the user is encouraged to try to correct the interference by one or more of the following measures:

- Reorient or relocate the receiving antenna.
- Increase the separation between the equipment and receiver.
- Connect the equipment to an outlet on a circuit different from that to which the receiver is connected.
- Consult the dealer or an experienced radio/TV technician for help.

See 47 CFR section 15.105(b)

#### FCC RF Radiation Exposure Statement

This equipment complies with FCC radiation exposure limits set forth for an uncontrolled environment. End users must follow the specific operating instructions for satisfying RF exposure compliance. This transmitter must not be co-located or operating in conjunction with any other antenna or transmitter.

#### Industry Canada Notice to Users

This Class [B] digital apparatus complies with Canadian ICES-003 and RSS-210. Operation is subject to the following two conditions: (1) This device may not cause interference and (2) This device must accept any interference, including interference that may cause undesired operation of the device. See RSS-GEN 7.1.5.

#### Radio Frequency (RF) Exposure Information

The radiated output power of the Wireless Device is below the Industry Canada (IC) radio frequency exposure limits. The Wireless Device should be used in such a manner such that the potential for human contact during normal operation is minimized.

This device has also been evaluated and shown compliant with the IC RF Exposure limits under portable exposure conditions (antennas are less than 20 cm of a person's body).

#### European Union Directives Conformance Statement

Hereby, BlueAnt declares that this product is in compliance with:

- The essential requirements and other relevant provisions of Directive 1999/5/EC
- All other relevant EU Directives

#### Caring for the Environment by Recycling

(Applicable in the European Union and other European countries with separate collection systems)



This symbol on a BlueAnt product or its literature indicates that it should not be disposed of with other household waste at the end of its working life. To prevent possible harm to the environment or human health from uncontrolled waste disposal, please separate this from other types of wastes and recycle it responsibly to promote the sustainable reuse of material resources. Household users should contact either the retailer where they purchased this product, or their local government office, for details of where and how they can take this item for environmentally safe recycling. Business users should contact their supplier and check the terms and conditions of the purchase contract. This product should not be mixed with other commercial waste for disposal.

#### Recycling Bluetooth Accessories

Do not dispose of Bluetooth accessories, such as chargers or headsets, with your household waste. In some countries or regions, collection systems are set up to handle electrical and electronic waste items, and may prohibit or restrict how such items are disposed of. Check the laws and regulations for your areas to determine how to properly dispose of such items. Contact your regional authorities for more details. If collection systems are not available, please return unwanted accessories to any BlueAnt Approved Service Center for your region.

## BlueAnt Limited Global Warranty

### PLEASE READ THIS ENTIRE DOCUMENT CAREFULLY, BECAUSE IT CONTAINS IMPORTANT INFORMATION ABOUT YOUR RIGHTS AND OBLIGATIONS

For products sold in North America, including Canada, Mexico and the United States, this limited global warranty is issued only by BlueAnt Wireless, Inc. For products sold in Australia, New Zealand and Europe, this limited global warranty is issued only by BlueAnt Wireless Pty Ltd.

Subject to the exclusions contained below, this warranty is issued to the first consumer purchaser of the BlueAnt Products (see [blueantwireless.com](http://blueantwireless.com) for a full list of BlueAnt Products), BlueAnt-branded or certified accessories sold for use with these Products ("Accessories") and BlueAnt software contained on CD-ROMs or other tangible media and sold for use with these Products ("Software") to be free from defects in materials and workmanship under normal consumer usage for the period outlined below.

The first consumer purchaser agrees that there have been no affirmations of fact, promises, or representations made by BlueAnt relating to the Products and becoming part of the basis of the bargain. The descriptions of the Products covered by this Limited Warranty are for purposes of reference only, and there is no express or implied warranty that any Products conform to the description.

**THIS LIMITED WARRANTY IS A CONSUMER'S EXCLUSIVE AND SOLE REMEDY**, and applies as follows to new BlueAnt Products purchased by consumers in the United States of America, Canada, Australia, New Zealand or other countries or territories where an authorized BlueAnt

distributor has been appointed, and which are accompanied by this Limited Warranty.

#### Length of Coverage

One (1) year from the date of purchase by the first consumer purchaser of the Product.

#### Exclusions

**Normal wear and tear:** Periodic maintenance, repair and replacement of limited-life consumable products (eg microphone windscreens, ear cushions, ear tips, decorative finishes, batteries and other accessories) due to normal wear and tear are excluded from coverage.

**Abuse and misuse:** Defects or damage that result from:

- improper operation, storage, misuse or abuse, accident or neglect, including but not limited to physical damage (cracks, scratches, etc) to the surface of the product;
- contact with liquid, water, rain, extreme humidity or heavy perspiration, sand, dirt or the like, extreme heat, or food;
- use of the Products for commercial purposes or subjecting the Products to abnormal usage or conditions; or
- other acts which are not the fault or negligence of BlueAnt,

are excluded from coverage.

**Use of non-branded or non-certified BlueAnt Products:** Defects or damage that result from the use of Non-BlueAnt branded or certified Products, accessories, software, chargers or other peripheral equipment are excluded from coverage.



**Use with genuine OEM supplied equipment:** BlueAnt Products are only warranted to work with genuine Original Equipment Manufacturer (OEM) supplied mobile phones and accessories as originally manufactured. BlueAnt Products are expressly not warranted for use with any tampered or modified third party devices where such modifications have been made without the approval of the OEM or its authorized representatives.

**Unauthorized service or modification of BlueAnt Products:** Defects or damages resulting from service, testing, adjustment, installation, maintenance, alteration, or modification in any way by someone other than BlueAnt, or its authorized service centers, are excluded from coverage.

**Altered or modified Products:** Products with:

- serial numbers or date tags that have been removed, altered or obliterated;
- broken seals or seals that show evidence of tampering;
- mismatched board serial numbers;
- non-conforming or non-BlueAnt housings or parts; or
- any other alterations or modifications not approved by BlueAnt

are excluded from coverage.

**Communication devices:** Defects, damages, or the failure of Products due to any communication service, device or signal you may subscribe to or use with the Products is excluded from coverage.

#### Who is Covered?

This Limited Warranty extends only to the first consumer purchaser, and is not transferable.

#### What Will BlueAnt Do?

Consumers who believe their BlueAnt Products are faulty should contact the authorized customer service centers outlined below. Products will be confirmed to be faulty by BlueAnt, in its sole judgment, upon testing by BlueAnt or its authorized service centers. If a Product is found to be faulty under the terms of this Limited Warranty, BlueAnt will, at its option, repair or replace any Products that do not conform to this warranty. This shall be the consumer's sole remedy. BlueAnt reserves the right to use functionally equivalent reconditioned/refurbished/pre-owned or new Products, accessories or parts in the warranty process. No hardware, data, software or applications added to your Product, including but not limited to personal contact details, speed dial numbers, language voice prompts and ringer tones, will be reinstalled. To avoid losing such hardware, data, software, and applications, please create a back up or remove the hardware prior to requesting service.

#### How to Obtain Warranty Service or Other Information

In order for you to obtain performance under this Limited Warranty, you must contact one of BlueAnt's authorized customer service centers.

You will receive instructions on how to ship the Products to a BlueAnt authorized customer service center. You will be liable for all costs associated with shipping the Products to the BlueAnt authorized customer service center.

To obtain service, you must include:

- a Return Authorization (RA) form obtained from a BlueAnt Authorized Customer Service Center;



- a copy of your receipt, bill of sale, or other comparable proof of purchase;
- your BlueAnt Product.

No returns will be accepted without an appropriately completed RA form.

#### **What Other Limitations Are There?**

**THE REPAIR OR REPLACEMENT AS PROVIDED UNDER THIS EXPRESS LIMITED WARRANTY IS THE EXCLUSIVE REMEDY OF THE CONSUMER. BLUEANT MAKES NO OTHER WARRANTY OF ANY KIND WHATEVER, EXPRESS OR IMPLIED. THIS EXPRESS LIMITED WARRANTY EXCLUDES ALL IMPLIED WARRANTIES, INCLUDING THE IMPLIED WARRANTIES OF MERCHANTABILITY, AND FITNESS FOR A PARTICULAR PURPOSE, AND ANY SUCH IMPLIED WARRANTIES, WHICH EXCEED THE AFORESAID OBLIGATION, ARE HEREBY DISCLAIMED BY BLUEANT, AND EXCLUDED FROM THIS EXPRESS LIMITED WARRANTY. THERE ARE NO OTHER WARRANTIES FOR THIS PRODUCT WHICH EXTEND BEYOND THE DESCRIPTION ON THE FACE HEREOF. NO ACTION, REGARDLESS OF FORM, ARISING OUT OF OR PERTAINING TO THIS AGREEMENT, INCLUDING BUT NOT LIMITED TO WARRANTY OR CONTRACT FOR SALE, MAY BE BROUGHT MORE THAN ONE (1) YEAR AFTER THE CAUSE OF ACTION HAS ACCRUED.**

**IT IS UNDERSTOOD AND AGREED THAT IN NO EVENT SHALL**

**BLUEANT BE LIABLE, WHETHER IN CONTRACT, IN TORT (INCLUDING, BUT NOT LIMITED TO NEGLIGENCE), OR UNDER ANY WARRANTY, FOR: (1) DAMAGES IN EXCESS OF THE PURCHASE PRICE PAID FOR THE PRODUCT; (2) ANY INDIRECT, INCIDENTAL, SPECIAL, CONSEQUENTIAL, OR ANY OTHER TYPE OF DAMAGES (INCLUDING WITHOUT LIMITATION, ATTORNEY'S FEES AND COSTS) OF ANY KIND; (3) ANY LOSS OF REVENUE OR PROFITS; (4) ANY LOSS OF BUSINESS, OR GOODWILL; (5) ANY LOSS OF INFORMATION, DATA, SOFTWARE, APPLICATIONS; OR (6) ANY OTHER FINANCIAL LOSS ARISING OUT OF OR IN CONNECTION WITH THE ABILITY OR INABILITY TO USE THE PRODUCTS, TO THE FULL EXTENT THESE DAMAGES MAY BE DISCLAIMED BY LAW. THE PRICE PAID FOR THE PRODUCT IS A CONSIDERATION IN LIMITING BLUEANT'S LIABILITY TO REPAYMENT OF NO MORE THAN THE PURCHASE PRICE PAID BY THE CONSUMER.**

**THE CONSUMER ASSUMES ALL RISK AND LIABILITY FOR LOSS, DAMAGE, OR INJURY TO ANY PERSON OR PROPERTY ARISING OUT OF USE OR POSSESSION OF ANY BLUEANT PRODUCT COVERED BY THIS LIMITED WARRANTY WHICH IS NOT THE FAULT OR NEGLIGENCE OF BLUEANT.**

Some states, countries and jurisdictions do not allow the limitation or exclusion of liability, or incidental or consequential damages, or limitation on the length of an implied warranty, so the above limitations or exclusions may

not apply to you. This Warranty gives you specific legal rights, and you may also have other rights that vary from state to state or from one jurisdiction to another. The consumer acknowledges and agrees that he or she has read, or has voluntarily chosen not to read, after being given a reasonable opportunity to do so, the instruction manual for this Product which is available at [www.blueantwireless.com](http://www.blueantwireless.com), prior to use.

The consumer further acknowledges and agrees that he or she has read, or has voluntarily chosen not to read, after being given a reasonable opportunity to do so, the Limited Warranty for this Product. The consumer acknowledges and agrees to all terms stated within this Limited Warranty. The first consumer purchaser acknowledges and agrees that he or she shall not be deemed to be a merchant. Laws in the United States of America and other countries preserve for BlueAnt certain exclusive rights for copyrighted BlueAnt software such as the exclusive rights to reproduce and distribute copies of the BlueAnt software. BlueAnt software may only be copied into, used in, and redistributed with, the Products associated with such BlueAnt software. No other use, including without limitation disassembly of such BlueAnt software or exercise of the exclusive rights reserved for BlueAnt, is permitted.

#### Export Law Assurances

This Product is controlled under the export regulations of the United States of America, Australia and Canada. The Governments of the United States of America, Australia and Canada may restrict the exportation or re-exportation of this Product to certain destinations. For further information contact the U.S. Department of Commerce, the Australian Customs Department or the Canadian Department of Foreign Affairs and International Trade.

#### Product Registration

Product registration is an important step toward enjoying your new BlueAnt Product. Registering helps us facilitate warranty service, and permit us to contact you should your Product require an update or other service.

#### **FAILURE TO REGISTER THE PRODUCT DOES NOT DIMINISH THE CONSUMER'S WARRANTY RIGHTS.**

Please retain your original dated sales receipt for your records. For warranty service of your BlueAnt Product you will need to provide a copy of your dated sales receipt to confirm warranty status.

#### Trademarks and Patents

BlueAnt and other trademarks are trademarks of BlueAnt and may not be used without permission. The BlueAnt logo is registered in the U.S. Patent and Trademark Office and globally with the World Intellectual Property Organization under the Madrid protocol. The Bluetooth word, mark, and logos are owned by the Bluetooth SIG, Inc. and any use of such marks by BlueAnt is under license. The names of other companies, products and services are the property of their respective owners. BlueAnt reserves its rights absolutely on any and all of its patents and patents pending globally.

#### Severability

If any clause or provision of this Limited Warranty is negated because a provision or clause, or application thereof, is held invalid, and such invalidity would change or modify the obligations of the parties as contemplated in light of the assumed validity of such provision or clause, or application thereof, the remainder of this Limited Warranty shall not be affected.

**Thank you for choosing a BlueAnt product.**

### AUSTRALIAN CONSUMER LAW

Our goods come with guarantees that cannot be excluded under the Australian Consumer Law. You are entitled to a replacement or refund for a major failure and compensation for any other reasonably foreseeable loss or damage. You are also entitled to have the goods repaired or replaced if goods fail to be of acceptable quality and the failure does not amount to a major failure.

**For warranty and technical support please visit**

[www.blueantwireless.com](http://www.blueantwireless.com)  
or call 1300 669 049

BlueAnt Wireless,  
Level 4, Building 1, 658 Church St, Richmond, Victoria, 3121, Australia

### Contact Us

**North America:** 1 855 9 258 3268

**Spain:** 900 838 030

**Australia:** 1300 669 049

**Hong Kong:** 800 905 394

**New Zealand:** 0800 443 122

**Singapore:** 800 130 1940

**UK:** 0800 285 1272

**Thailand:** 001 800 13 203 2852

**France:** 0800 913 467

**India:** 000 800 100 4103

[www.blueantwireless.com/support](http://www.blueantwireless.com/support)

## HELP AND SUPPORT



Visit [register.blueantwireless.com](http://register.blueantwireless.com) to register your BlueAnt device.



Visit [www.blueantwireless.com/support](http://www.blueantwireless.com/support) for online help and support or to contact the BlueAnt Technical Support team.



North America	Australia	New Zealand	UK
1 855 9 258 3268	1300 669 049	0800 443 122	0800 285 1272



Visit [www.blueantwireless.com/buy](http://www.blueantwireless.com/buy) to buy BlueAnt products, accessories and spare parts.

© 2012 BlueAnt Wireless. All Rights Reserved.

# RIBBON USER GUIDE

Read Me to Get the Most Out of  
Your Device...

- ENGLISH
- FRANÇAIS
- ESPAÑOL

  
BlueAnt

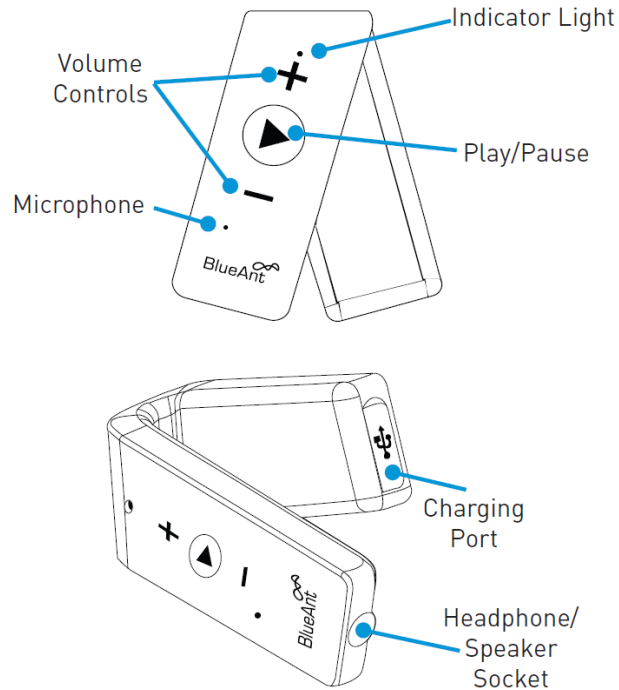
Welcome to the **BlueAnt Ribbon: Stereo Bluetooth Streamer**.

With a simple twist you can be wearing the Ribbon and ready to go.

The Ribbon delivers the highest fidelity of sound from your wireless bluetooth audio source to our true-to-life sound ear buds, your own headphones or a speaker or dock with 3.5mm audio input.

The intuitive controls make controlling your music or making and taking calls a breeze.

You can also use your Ribbon in your car or your home with the supplied cable.



3

### Charge the Ribbon

The Ribbon has been given an initial partial charge, but for best results we recommend you fully charge it using the supplied USB cable and adaptor.

- > A full charge takes about 2 hours.
- > During charging, the indicator light is solid red.
- > When the light goes solid white, the charge is complete.
- > The Ribbon features an iPhone battery meter so you can check your battery status at a glance.

### Pair Your Phone or Bluetooth Streaming Device

To get started you need to pair the Ribbon with your phone or device.

1. Hold down ► for about 3 seconds until the LED starts flashing to switch the Ribbon on and go straight to pairing mode.
2. Go to your phone or device's Bluetooth menu.
3. Select **Pair** or **Add New Device**.
4. Select the BlueAnt Ribbon.

**Note:** If requested, the pairing code is **0000** (four zeros).

4

## Streaming from Another Phone

In order to stream from another phone you will need to pair the phone with the Ribbon.

To put the Ribbon back into pairing mode:

1. Switch the Ribbon off (hold down ► for about 3 seconds).
2. Hold down ► for about 5 seconds, until the LED starts flashing.

The Ribbon will switch on and go straight to pairing mode, Follow the instructions above to pair your phone or Bluetooth streaming device.

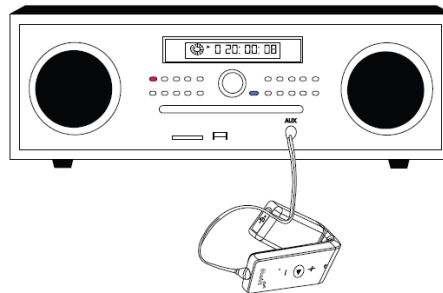
**Note:** When powered on, the Ribbon will try to connect to the last phone it was connected to. To swap the source phone for streaming, you need to disconnect the currently streaming phone, go to the Bluetooth menu on the new phone, then select the Ribbon and connect.

This enables you to easily switch the Ribbon between phones.

5

## Using your Ribbon with a Hi-Fi, Speaker or Dock

To use your Ribbon with your Hi-Fi simply plug one end of the supplied 3.5mm stereo adaptor cable into the Ribbon headphone socket and the other end into the AUX port or 3.5mm audio input on your Hi-Fi, speaker or dock. Then, if required, set your Hi-Fi to use the AUX input.



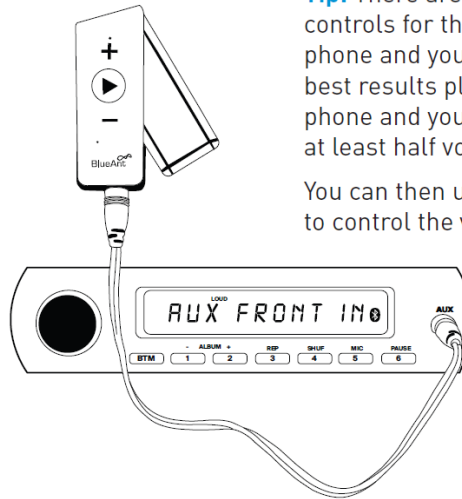
**Tip:** There are separate volume controls for the Ribbon, your phone and your Hi-Fi. For best results turn your Ribbon to maximum volume and the Hi-Fi to a good listening level.

You can then use your phone to control the music, track and volume, like a remote control. Make sure the phone volume is not too low.

6

## Using your Ribbon in the Car

To use your Ribbon in the car simply plug one end of the supplied 3.5mm stereo adaptor cable into the Ribbon headphone socket and the other end into the AUX port in your car. Then set your car stereo to use AUX input.



**Tip:** There are separate volume controls for the Ribbon, your phone and your car stereo. For best results please ensure your phone and your Ribbon are set to at least half volume.

You can then use your car stereo to control the volume.

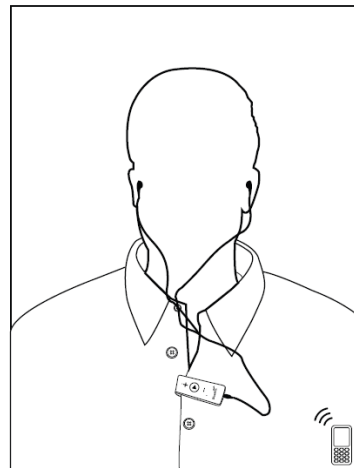
7

## Wearing the Ribbon

To wear the ribbon, simply slide it onto your shirt or t-shirt. The Ribbon has been designed to grip to the fabric of your clothes so that it stays securely in place.

**Note:** Damage may be caused to the Ribbon if you force it to open more than 3mm.

**Tip:** There are separate volume controls for the Ribbon and your phone. For best results please ensure your phone is set to at least half volume.



You can then use the Ribbon to control the volume.

8



## Listening to Music

To	Do This
Play / Pause	Click ►
Skip forward	Hold + for 2 seconds
Skip back	Hold - for 2 seconds
Increase volume	Click +
Reduce volume	Click -

**Note:** If you continue holding the + or - buttons, the Ribbon skips through one track every 2 seconds.

9

## Using your Ribbon for Phone Calls

The Ribbon is also equipped with a microphone to allow you to make and receive phone calls. For best results please ensure the Ribbon is worn as close to the mouth as practical.

Function	Do This	When
Answer a call	Click ►	Phone ringing
End a call	Click ►	During an active call
Reject a call	Double click ►	Phone ringing
Activate voice dialing, Siri or Google Voice Actions *	Double click ►	Phone connected but not on a call
Cancel voice dialing	Double click ►	Voice dialing active

**Note:** Once you have activated voice dialing you are using your phone's voice recognition software. **Please check your phone manual** to find out what commands your phone supports.

10

iPhone users: To use Siri it must be enabled on your phone. Go to **Settings > General** on your iPhone and check that **Siri** is set to **ON**. If you have set a passcode lock, you will need to set **Siri** to **ON** in the passcode lock menu.

Android users: Depending on your handset, you may need to disable the phone password lock to use voice dialing over Bluetooth. Check your phone manual for further information.

### Switch On and Off

To	Do This
Power On	Hold down ► for about 3 seconds, until the LED is solid white (red if the battery charge is low)
Power Off	Hold down ► for about 3 seconds, until the LED flashes red

**Note:** The Ribbon will switch off automatically after 5 minutes if there is no phone or music source connected.

11

### Specifications

Bluetooth 3.0

Charge time: 1 - 2 hours

Standby time: Up to 250 hours

Music play time: Up to 6 hours



The Ribbon features aptX for full 'wired' audio quality over Bluetooth on aptX enabled phones.

12

## Android Application

- > Reads your incoming text messages
- > Helps with pairing and setup

Go to the Android Market and search for “BlueAnt” to download and install this free application. Once the application is installed you will hear your text messages read aloud automatically on your BlueAnt device as they come in.

Supports Android handsets running Android version 2.1 or above.

Scan this code on your phone with a QR code reader to download the application:



Android is a trademark of Google, Inc, and its use is subject to its permissions.

13

## Help and Support

If you are having trouble getting the Ribbon to work, please visit [www.blueantwireless.com](http://www.blueantwireless.com) for online help, support, and troubleshooting tips. Please contact us before returning the Ribbon to a store and we will help you through any difficulty you may have.

## Terms and Conditions

By using this product, you are agreeing to BlueAnt’s terms and conditions, available at [www.blueantwireless.com](http://www.blueantwireless.com) and on the supplied warranty information card.

**Please protect your ears.** BlueAnt devices can reach volumes above 100 decibels. Prolonged use at high volumes may affect your hearing capacity and may result in noise induced hearing loss (NIHL). Please read the enclosed safety card for information about the safe use of BlueAnt products.

The Bluetooth® word mark and logos are registered trademarks owned by Bluetooth SIG, Inc. and any use of such marks by BlueAnt Wireless is under license. Android is a trademark of Google Inc., Apple, iPhone and Siri are trademarks of Apple Inc., registered in the U.S. and other

14

countries. The aptX® software is copyright CSR plc or its group companies. All rights reserved. The aptX® mark and the aptX logo are trade marks of CSR plc or one of its group companies and may be registered in one or more jurisdictions.

BlueAnt and other trademarks are trademarks of BlueAnt and other organizations and may not be used without permission. The BlueAnt logo is registered in the U.S. Patent and Trademark Office and globally with the World Intellectual Property Organization under the Madrid protocol.

### Contact Us

**North America:** 1 855 9 258 3268    **UK:** 0800 285 1272

**Australia:** 1300 669 049    **France:** 0800 913 467

**New Zealand:** 0800 443 122    **Spain:** 900 838 030

**Singapore:** 800 130 1940    **India:** 000 800 100 4103

**Thailand:** 001 800 13 203 2852    **Hong Kong:** 800 905 394

**Taiwan:** 00 801 127 405    **China:** 400 120 0974

[www.blueantwireless.com/support](http://www.blueantwireless.com/support)

15

## HELP AND SUPPORT



Visit [register.blueantwireless.com](http://register.blueantwireless.com) to register your BlueAnt device.



Visit [www.blueantwireless.com/support](http://www.blueantwireless.com/support) for online help and support or to contact the BlueAnt Technical Support team.



North America	Australia	New Zealand	UK
1 855 9 258 3268	1300 669 049	0800 443 122	0800 285 1272



Visit [www.blueantwireless.com/buy](http://www.blueantwireless.com/buy) to buy BlueAnt products, accessories and spare parts.

© 2012 BlueAnt Wireless. All Rights Reserved.