

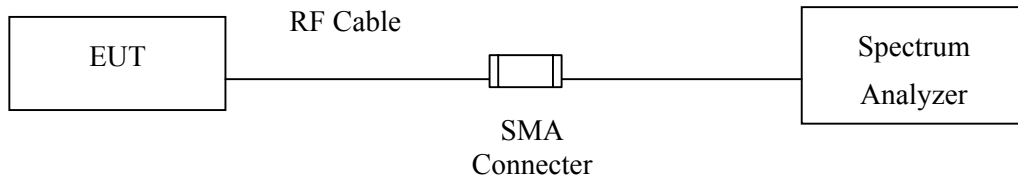
**8. Channel Separation**

**8.1. Test Equipment**

	Equipment	Manufacturer	Model No./Serial No.	Last Cal.
	Spectrum Analyzer	R&S	FSP40 / 100170	Jun, 2012
	Spectrum Analyzer	Agilent	E4407B / US39440758	Jun, 2012
X	Spectrum Analyzer	Agilent	N9010A / MY48030495	Apr., 2012

Note: 1. All equipments are calibrated every one year.  
 2. The test instruments mark by “X” are used to measure the final test results.

**8.2. Test Setup**



**8.3. Limit**

Frequency hopping systems shall have hopping channel carrier frequencies separated by a minimum of 25 kHz or the 20 dB bandwidth of the hopping channel, whichever is greater.

**8.4. Test Procedure**

The EUT was setup to ANSI C63.4, 2003; tested to FHSS test procedure of FCC Public Notice DA 00-705 for compliance to FCC 47CFR 15.247 requirements.

**8.5. Uncertainty**

± 150Hz

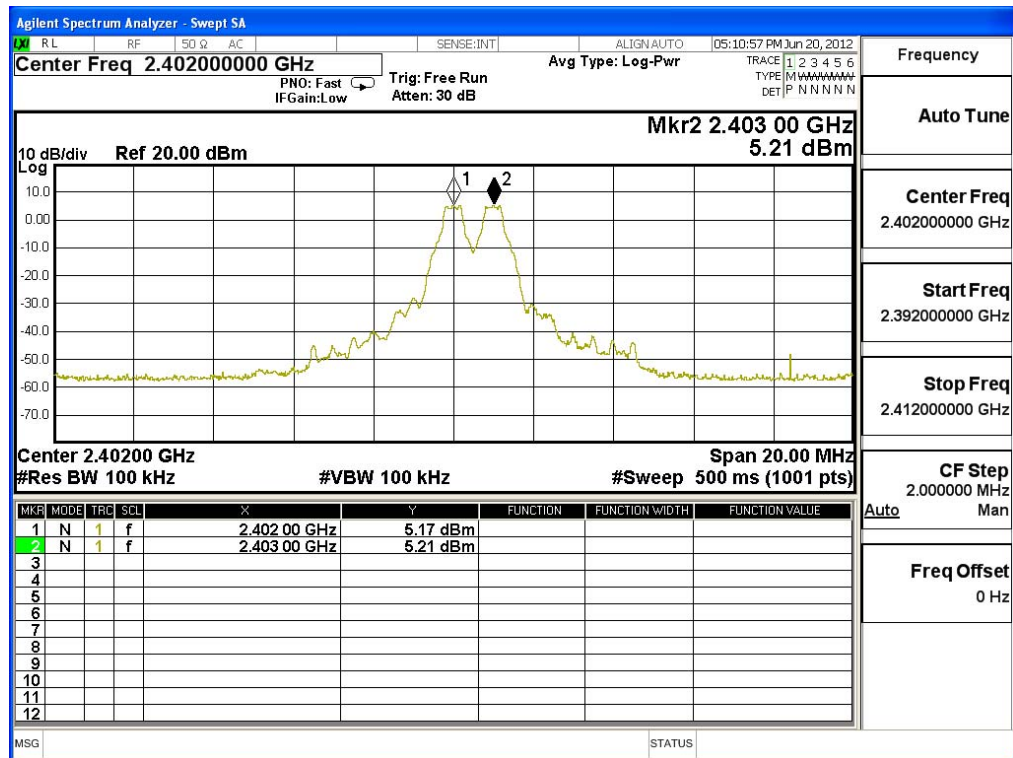
### 8.6. Test Result of Channel Separation

Product : BlueAnt Connect  
 Test Item : Channel Separation  
 Test Site : No.3 OATS  
 Test Mode : Mode 1: Transmit - 1Mbps (GFSK)

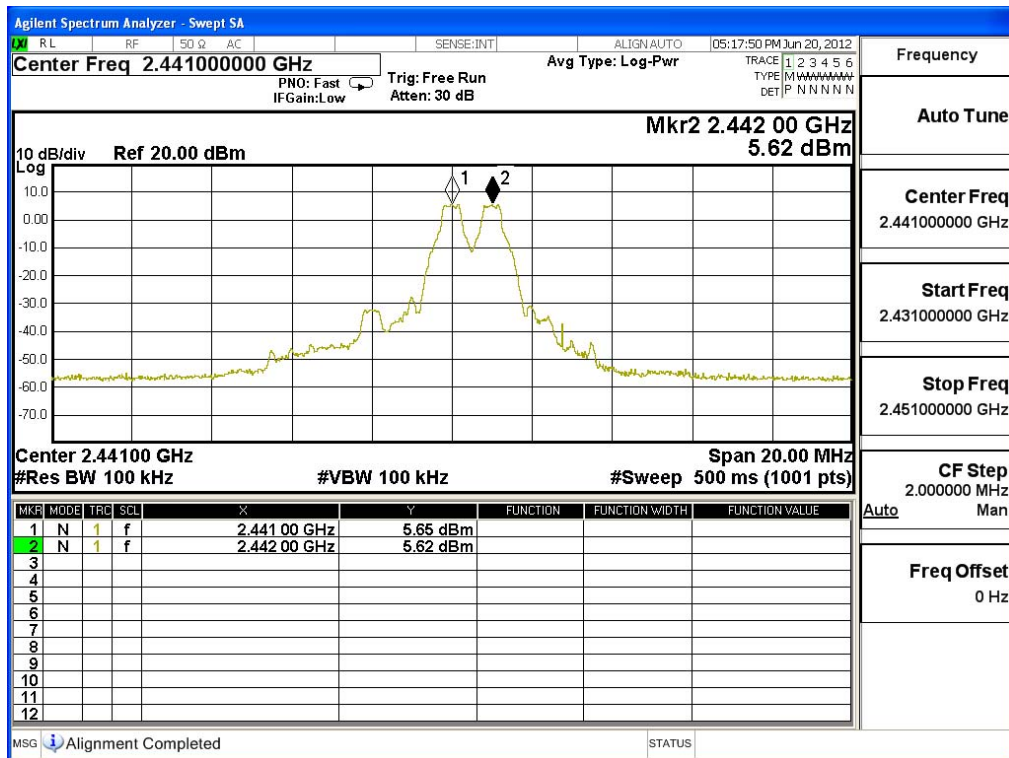
Channel No.	Frequency (MHz)	Measurement Level (kHz)	Limit (kHz)	Limit of (2/3)*20dB Bandwidth (kHz)	Result
00	2402	1000	>25 kHz	740.0	Pass
39	2441	1000	>25 kHz	740.0	Pass
78	2480	1000	>25 kHz	740.0	Pass

NOTE: The 20dB Bandwidth is refer to section 10.

Channel 00 2402MHz

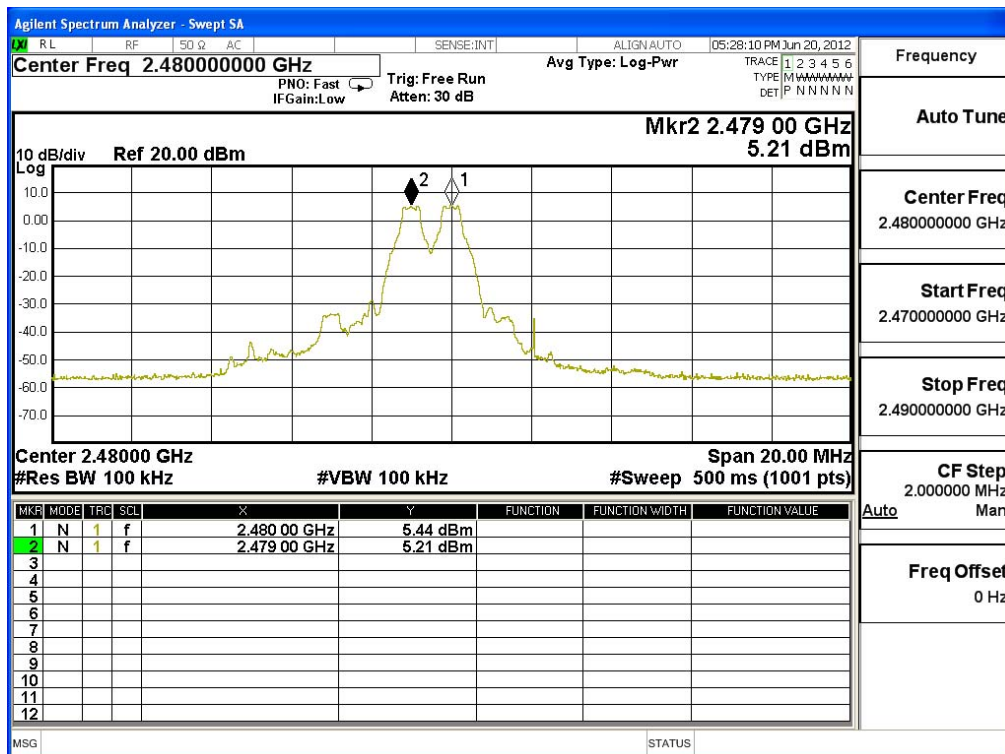


### Channel 39 2441MHz



Frequency	Auto Tune
Center Freq	2.441000000 GHz
Start Freq	2.431000000 GHz
Stop Freq	2.451000000 GHz
CF Step	2.000000 MHz
Auto	Man
Freq Offset	0 Hz

### Channel 78 2480 MHz



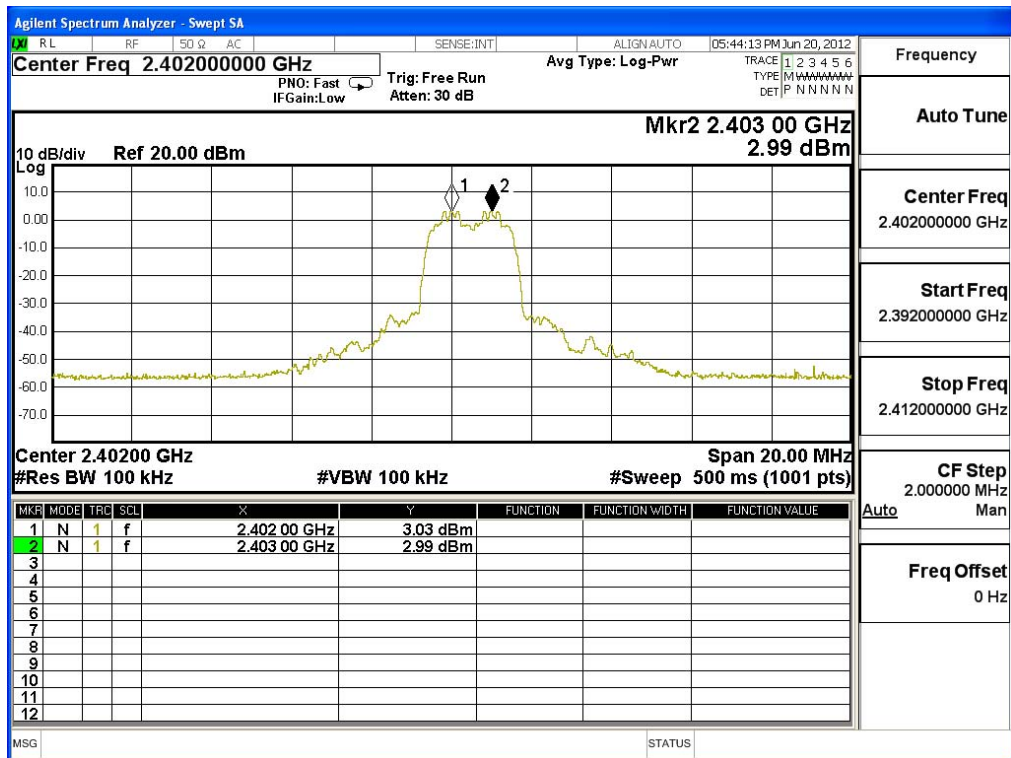
Frequency	Auto Tune
Center Freq	2.480000000 GHz
Start Freq	2.470000000 GHz
Stop Freq	2.490000000 GHz
CF Step	2.000000 MHz
Auto	Man
Freq Offset	0 Hz

Product : BlueAnt Connect  
 Test Item : Channel Separation  
 Test Site : No.3 OATS  
 Test Mode : Mode 2: Transmit - 3Mbps (8DPSK)

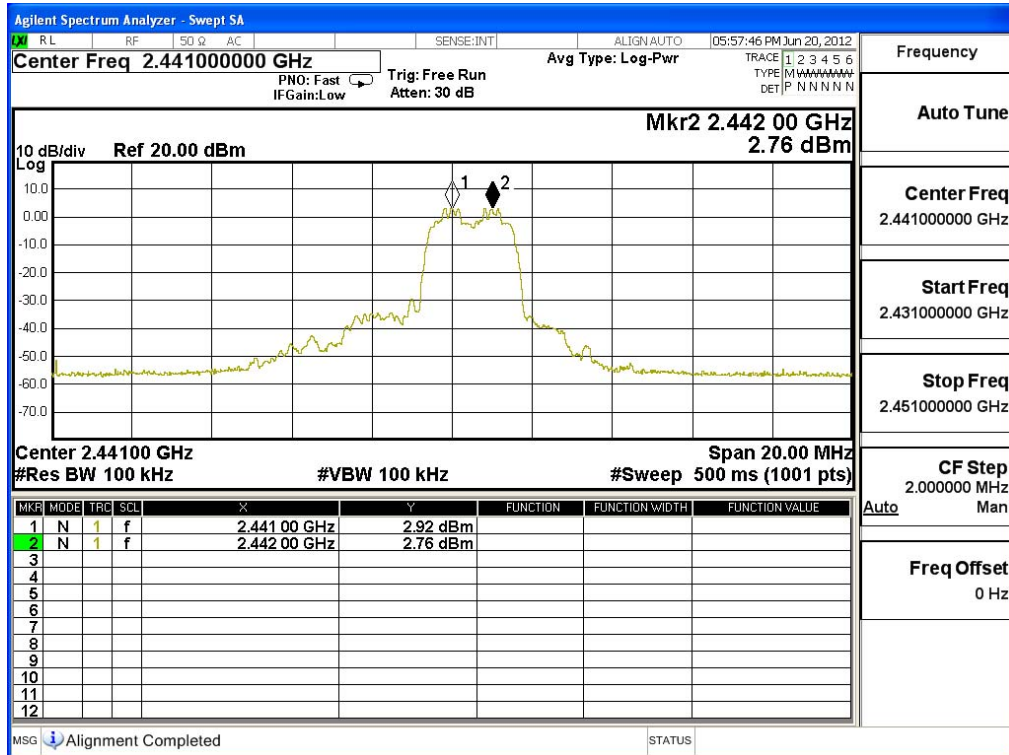
Channel No.	Frequency (MHz)	Measurement Level (kHz)	Limit (kHz)	Limit of (2/3)*20dB Bandwidth (kHz)	Result
00	2402	1000	>25 kHz	920.0	Pass
39	2441	1000	>25 kHz	920.0	Pass
78	2480	1000	>25 kHz	920.0	Pass

NOTE: The 20dB Bandwidth is refer to section 10.

Channel 00 2402MHz

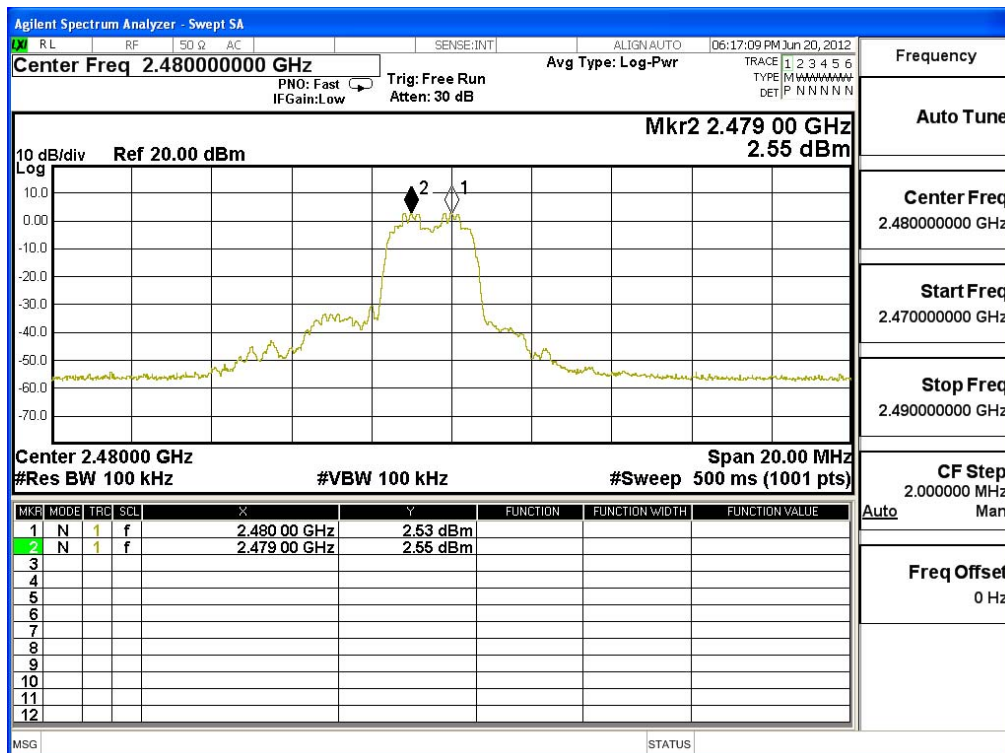


### Channel 39 2441MHz



Frequency	
Auto Tune	
Center Freq	2.441000000 GHz
Start Freq	2.431000000 GHz
Stop Freq	2.451000000 GHz
CF Step	2.000000 MHz
Auto	Man
Freq Offset	0 Hz

### Channel 78 2480 MHz



Frequency	
Auto Tune	
Center Freq	2.480000000 GHz
Start Freq	2.470000000 GHz
Stop Freq	2.490000000 GHz
CF Step	2.000000 MHz
Auto	Man
Freq Offset	0 Hz

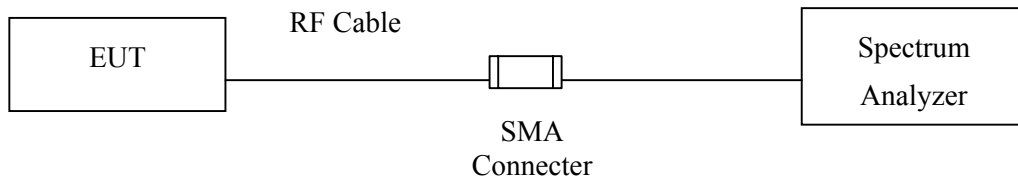
**9. Dwell Time**

**9.1. Test Equipment**

	Equipment	Manufacturer	Model No./Serial No.	Last Cal.
	Spectrum Analyzer	R&S	FSP40 / 100170	Jun, 2012
	Spectrum Analyzer	Agilent	E4407B / US39440758	Jun, 2012
X	Spectrum Analyzer	Agilent	N9010A / MY48030495	Apr., 2012

Note: 1. All equipments are calibrated every one year.  
 2. The test instruments marked by “X” are used to measure the final test results.

**9.2. Test Setup**



**9.3. Limit**

The dwell time shall be the average time of occupancy on any frequency shall not be greater than 0.4 seconds within a 30 second period.

**9.4. Test Procedure**

The EUT was setup to ANSI C63.4, 2003; tested to FHSS test procedure of FCC Public Notice DA 00-705 for compliance to FCC 47CFR 15.247 requirements.

**9.5. Uncertainty**

± 25msec

### 9.6. Test Result of Dwell Time

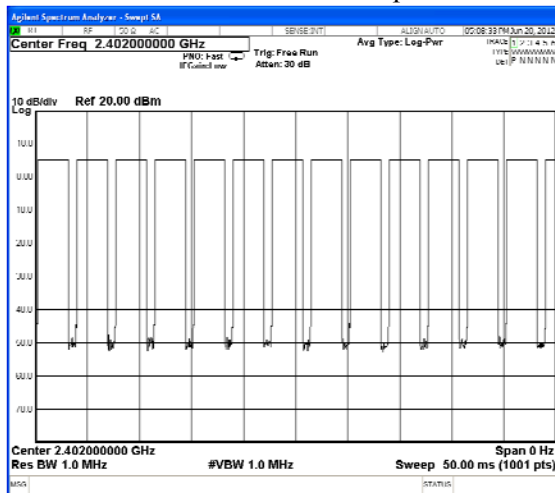
Product : BlueAnt Connect  
 Test Item : Dwell Time  
 Test Site : No.3 OATS  
 Test Mode : Mode 1: Transmit - 1Mbps (GFSK) (Channel 00,39,78 –DH5)

Frequency (MHz)	Time slot length (ms)	Hopping of Number	Sweep time (ms)	Duty cycle	Dwell Time (Sec)	Limit (Sec)	Result
2402	2.900	13	50	0.75	0.302	0.4	Pass
2441	2.900	13	50	0.75	0.302	0.4	Pass
2480	2.900	13	50	0.75	0.302	0.4	Pass

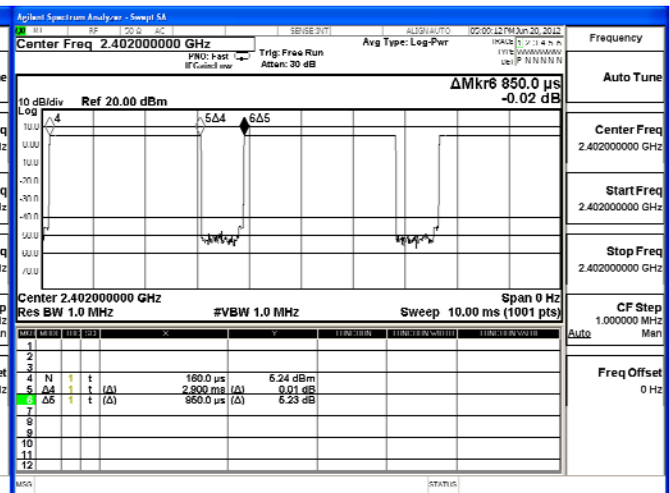
Duty cycle = ((Time slot length(ms)\*Hopping of Number) / Sweep time (ms))

Dwell time = (Duty cycle / 79) \* (79\*0.4)

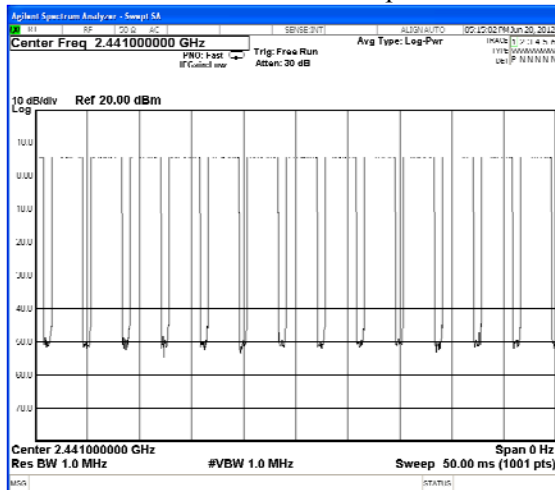
CH 00 Time Interval between hops



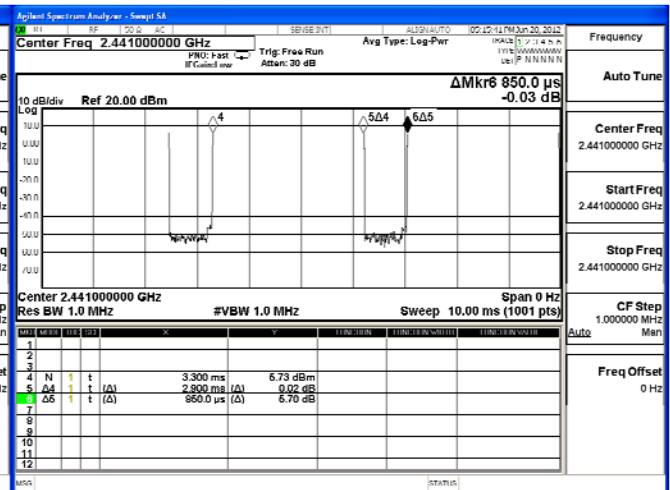
CH 00 Transmission Time



CH39 Time Interval between hops

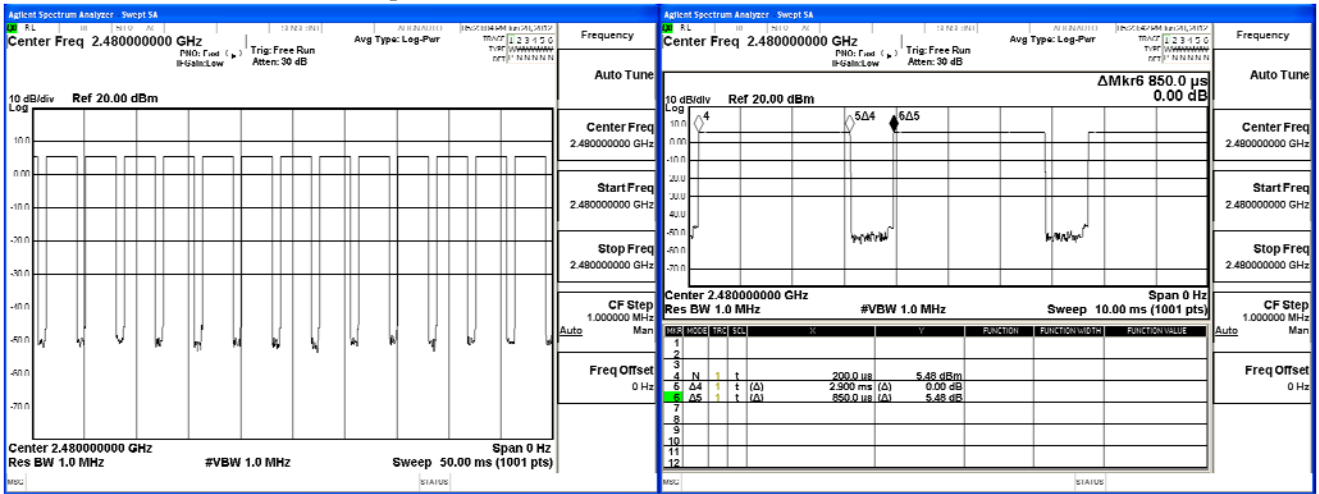


CH 39Transmission Time



CH 78 Time Interval between hops

CH 78 Transmission Time



Note:

The dwell times of the packet type of DH1, DH3, and DH5 are tested. Only the worst case is shown on the report.



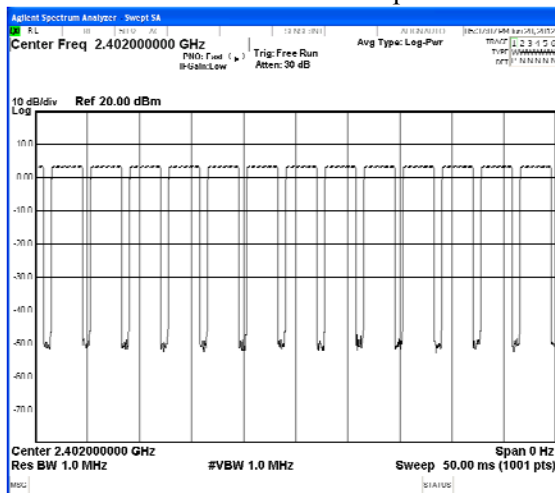
Product : BlueAnt Connect  
 Test Item : Dwell Time  
 Test Site : No.3 OATS  
 Test Mode : Mode 2: Transmit - 3Mbps (8DPSK) (Channel 00,39,78 –DH5)

Frequency (MHz)	Time slot length (ms)	Hopping of Number	Sweep time (ms)	Duty cycle	Dwell Time (Sec)	Limit (Sec)	Result
2402	2.900	13	50	0.75	0.302	0.4	Pass
2441	2.900	13	50	0.75	0.302	0.4	Pass
2480	2.910	14	50	0.81	0.326	0.4	Pass

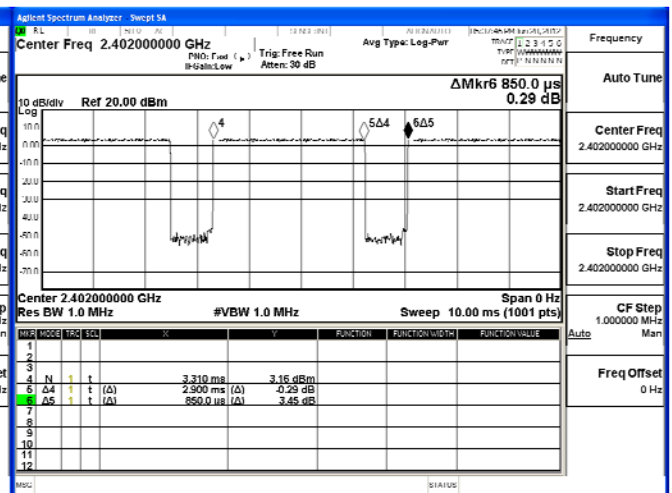
Duty cycle = ((Time slot length(ms)\*Hopping of Number) / Sweep time (ms))

Dwell time = (Duty cycle / 79) \* (79\*0.4)

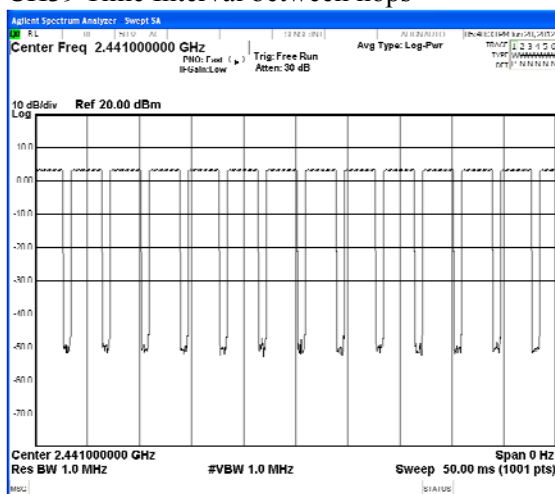
CH 00 Time Interval between hops



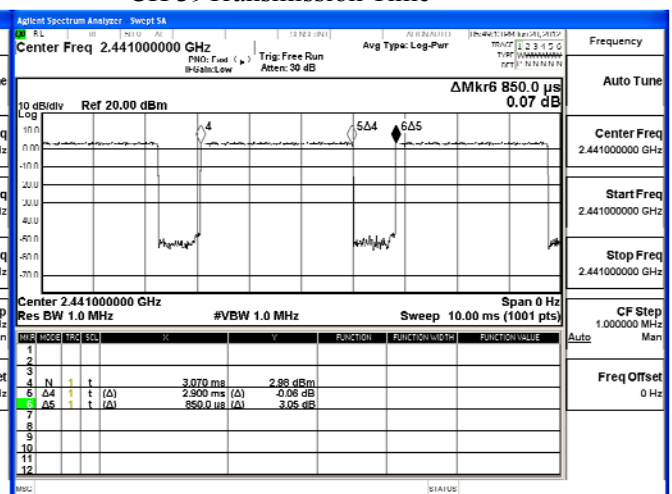
CH 00 Transmission Time




CH39 Time Interval between hops



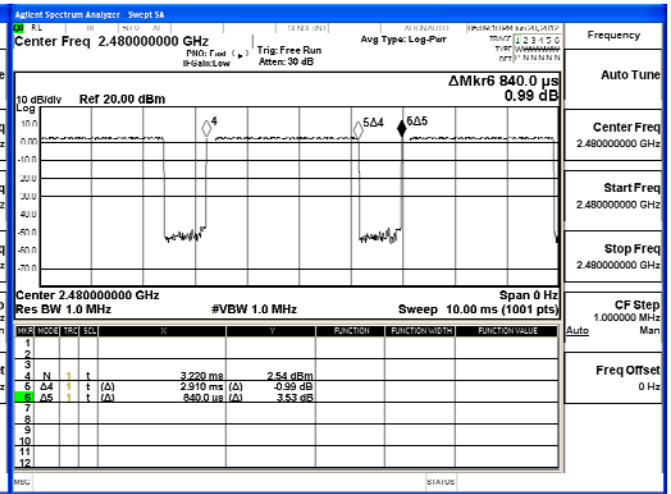
CH 39 Transmission Time



CH 78 Time Interval between hops



CH 78 Transmission Time



Note:

The dwell times of the packet type of DH1, DH3, and DH5 are tested. Only the worst case is shown on the report.

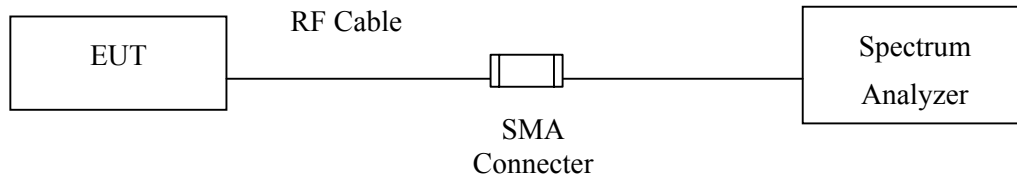
**10. Occupied Bandwidth**

**10.1. Test Equipment**

	Equipment	Manufacturer	Model No./Serial No.	Last Cal.
	Spectrum Analyzer	R&S	FSP40 / 100170	Jun, 2012
	Spectrum Analyzer	Agilent	E4407B / US39440758	Jun, 2012
X	Spectrum Analyzer	Agilent	N9010A / MY48030495	Apr., 2012

- Note: 1. All equipments are calibrated every one year.  
 2. The test instruments marked by “X” are used to measure the final test results.

**10.2. Test Setup**



**10.3. Limits**

N/A

**10.4. Test Procedure**

The EUT was setup to ANSI C63.4, 2003; tested to FHSS test procedure of FCC Public Notice DA 00-705 for compliance to FCC 47CFR 15.247 requirements.

**10.5. Uncertainty**

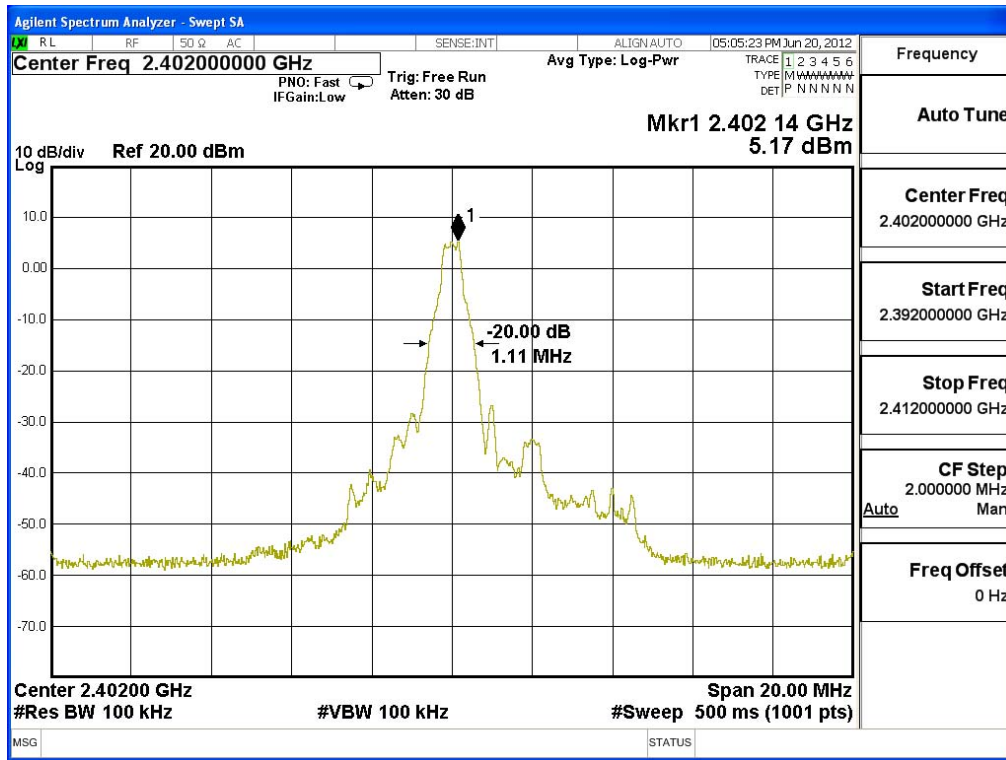
± 150Hz

### 10.6. Test Result of Occupied Bandwidth

Product : BlueAnt Connect  
 Test Item : Occupied Bandwidth Data  
 Test Site : No.3 OATS  
 Test Mode : Mode 1: Transmit - 1Mbps (GFSK)(2402MHz)

Channel No.	Frequency (MHz)	Measurement Level (kHz)	Required Limit (kHz)	Result
00	2402	1110	--	NA

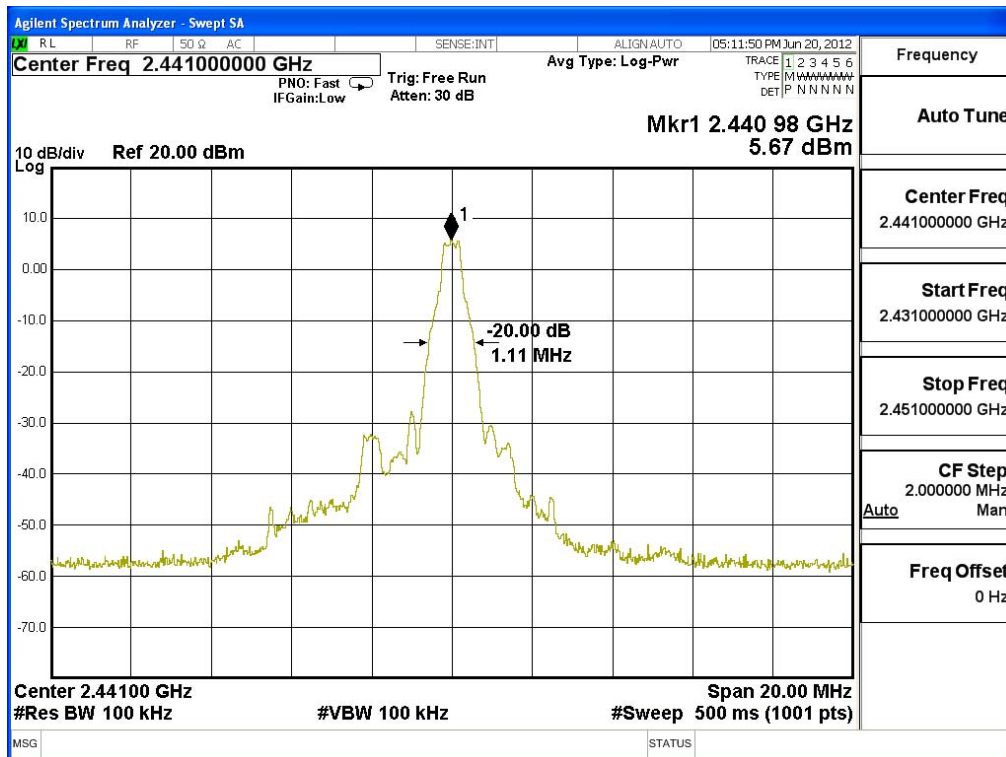
Figure Channel 00:



Product : BlueAnt Connect  
 Test Item : Occupied Bandwidth Data  
 Test Site : No.3 OATS  
 Test Mode : Mode 1: Transmit - 1Mbps (GFSK)(2441MHz)

Channel No.	Frequency (MHz)	Measurement Level (kHz)	Required Limit (kHz)	Result
39	2441	1110	--	NA

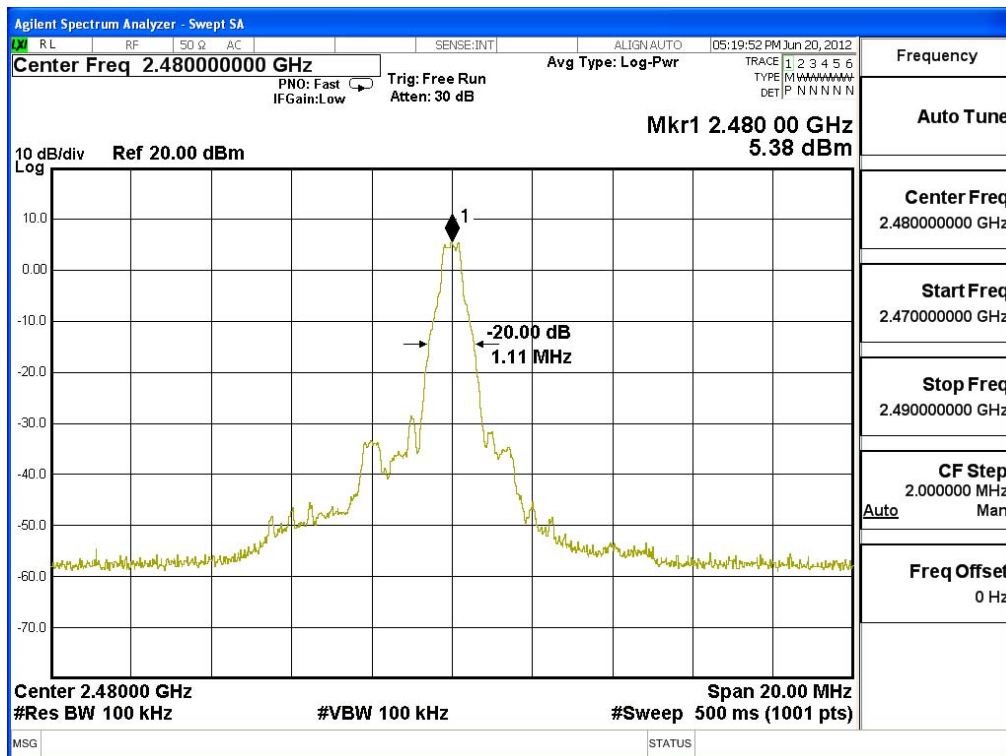
Figure Channel 39:



Product : BlueAnt Connect  
 Test Item : Occupied Bandwidth Data  
 Test Site : No.3 OATS  
 Test Mode : Mode 1: Transmit - 1Mbps (GFSK)(2480MHz)

Channel No.	Frequency (MHz)	Measurement Level (kHz)	Required Limit (kHz)	Result
78	2480	1110	--	NA

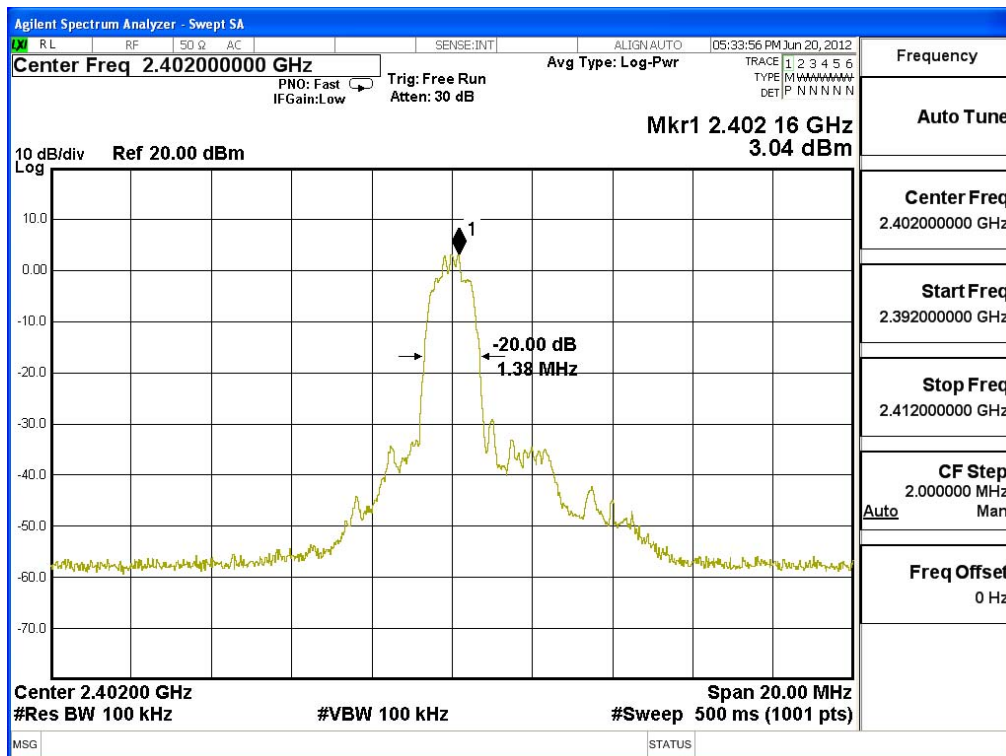
**Figure Channel 78:**



Product : BlueAnt Connect  
 Test Item : Occupied Bandwidth Data  
 Test Site : No.3 OATS  
 Test Mode : Mode 2: Transmit - 3Mbps (8DPSK) (2402MHz)

Channel No.	Frequency (MHz)	Measurement Level (kHz)	Required Limit (kHz)	Result
00	2402	1380	--	NA

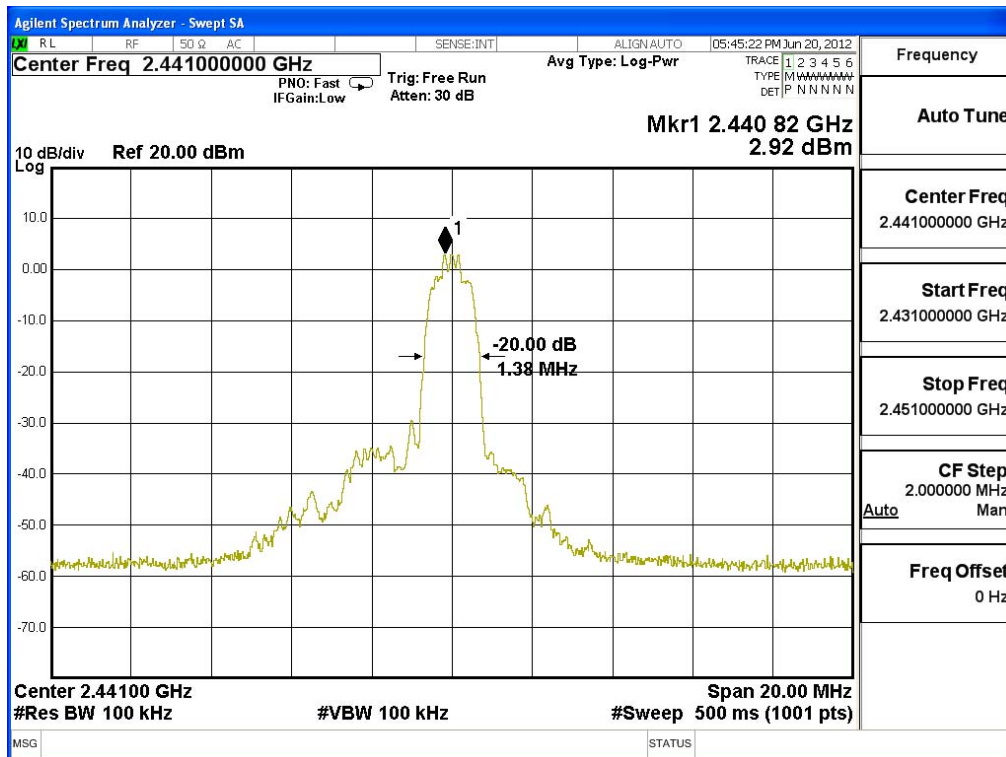
Figure Channel 00:



Product : BlueAnt Connect  
 Test Item : Occupied Bandwidth Data  
 Test Site : No.3 OATS  
 Test Mode : Mode 2: Transmit - 3Mbps (8DPSK) (2441MHz)

Channel No.	Frequency (MHz)	Measurement Level (kHz)	Required Limit (kHz)	Result
39	2441	1380	--	NA

Figure Channel 39:

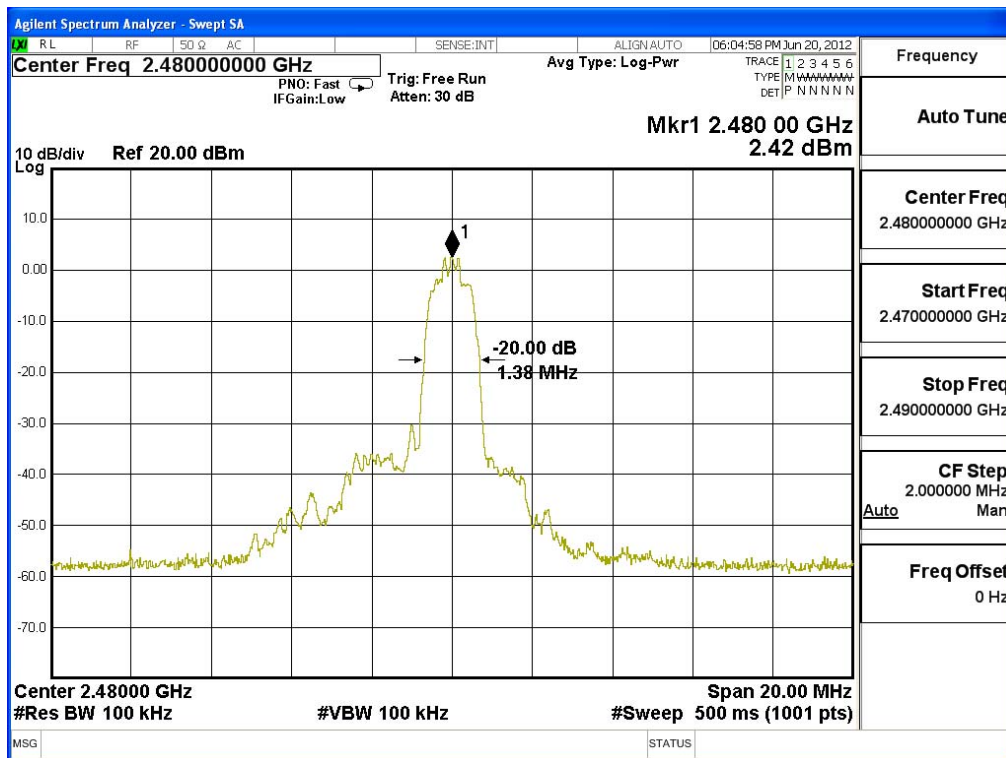




Product : BlueAnt Connect  
 Test Item : Occupied Bandwidth Data  
 Test Site : No.3 OATS  
 Test Mode : Mode 2: Transmit - 3Mbps (8DPSK)(2480MHz)

Channel No.	Frequency (MHz)	Measurement Level (kHz)	Required Limit (kHz)	Result
78	2480	1380	--	NA

Figure Channel 78:



## 11. EMI Reduction Method During Compliance Testing

No modification was made during testing.