

**FCC Test Report**  
**For 47CFR15,**  
**Subpart C for Intentional Radiators, per Section 247**  
**Operation within the bands**  
**2400MHz-2483.5MHz**

On  
**Eye-Fi Card (2 GB)**  
[FCC ID:VHE-2]

Report number  
**20080611-03-FCC**

Manufactured by  
**Eye-Fi, Inc.**  
**305 W. Evelyn Avenue**  
**Mountain View, CA 94041**

judgement  
**Complies as tested**

Tests and report by  
**ITC Engineering Services, Inc.**  
**9959 Calaveras Road, P.O. Box 543**  
**Sunol, California 94586**  
Tel.: (925) 862-2944  
Fax: (925) 862-9013  
E-Mail: docs@itcemc.com  
Web Site: www.itcemc.com



Laboratory  
Lab Code: 200172-0

ISO17025 Accredited Compliance

**Table of Contents**

**PART 1 GENERAL INFORMATION..... 3**  
**PART 2: Test setup Photographs ..... 4**

**List of Figures**

Figure 16: Test setup for below 1 GHz..... 4  
Figure 17: Test setup for above 1 GHz..... 5  
Figure 18: Test setup for above 1 GHz..... 6

## PART 1 GENERAL INFORMATION

|   |  |  |
|---|--|--|
| <b>Product Type</b>   | Eye-Fi Card (2 GB)   |  |
| <b>Manufacturer's Name</b><br><b>Manufacturer's Address</b> | <b>Eye-Fi, Inc.</b><br>305 W. Evelyn Avenue  |  |
| <b>Contact</b>  | 408-896-1240 (cell)<br>Mr. Van Krueger   | Fax: : 650-625-0905<br>email : van@eye.fi      |
| <b>Test Laboratory</b>                                      | ITC Engineering Services, Inc.<br>9959 Calaveras Road,<br>PO Box 543<br>Sunol, CA 94586-0543<br>Email: <a href="mailto:docs@itcemc.com">docs@itcemc.com</a><br>Web Site: <a href="http://www.itcemc.com">http://www.itcemc.com</a> | Tel: +1(925) 862-2944<br>Fax: +1(925) 862-9013 |
| <b>Test Number and Report Numbers</b>                       | 20080611-03  | 20080611-03-FCC                                |
| <b>Test Date(s) &amp; Issue Date</b>                        | June 19 <sup>th</sup> – July 2 <sup>nd</sup> , 2008  | July 8 <sup>th</sup> , 2008                    |
| <b>Test Engineer(s)</b>                                     | Sharmistha Modak   |  |
| <b>Chief Engineer</b>                                       | Michael Gbadebo, P.E   |  |
| <b>Documentation</b>  | Sharmistha Modak   |  |
| <b>Test Results</b>   | <input checked="" type="checkbox"/> Complies as Tested   | <input type="checkbox"/> Fail                  |

## PART 2: Test setup Photographs






Figure 1: Test setup for below 1 GHz



**Figure 2: Test setup for above 1 GHz**



**Figure 3: Test setup for above 1 GHz**