

2.8. Test Photo

Test Mode : Mode 1: Transmit(Adapter:PA1030-21)

Description : Front View of Conducted Emission Test Setup



Test Mode : Mode 1: Transmit(Adapter:PA1030-21)

Description : Back View of Conducted Emission Test Setup



Test Mode : Mode2: Transmit (Adapter: HK-AX-120A200-US)

Description : Front View of Conducted Emission Test Setup



Test Mode : Mode2: Transmit (Adapter: HK-AX-120A200-US)

Description : Back View of Conducted Emission Test Setup



4.8. Test Photo


Test Mode : Mode 1: Transmit(Adapter:PA1030-21)

Description : Front View of Radiated Emission Test Setup (Bi-Log)



Test Mode : Mode 1: Transmit(Adapter:PA1030-21)


Description : Back View of Radiated Emission Test Setup (Bi-Log)




Test Mode : Mode 1: Transmit(Adapter:PA1030-21)
Description : Front View of Radiated Emission Test Setup (Horn)



Test Mode : Mode 1: Transmit(Adapter:PA1030-21)
Description : Back View of Radiated Emission Test Setup (Horn)



Test Mode : Mode 2: Transmit (Adapter: HK-AX-120A200-US)
Description : Front View of Radiated Emission Test Setup (Bi-Log)



Test Mode : Mode 2: Transmit (Adapter: HK-AX-120A200-US)
Description : Back View of Radiated Emission Test Setup (Bi-Log)

