

**2.8. Test Photo**

Test Mode : Mode 1: Transmit(Adapter:PA1030-21)

Description : Front View of Conducted Emission Test Setup



Test Mode : Mode 1: Transmit(Adapter:PA1030-21)

Description : Back View of Conducted Emission Test Setup



Test Mode : Mode2: Transmit (Adapter: HK-AX-120A200-US)

Description : Front View of Conducted Emission Test Setup



Test Mode : Mode2: Transmit (Adapter: HK-AX-120A200-US)

Description : Back View of Conducted Emission Test Setup



4.8. Test Photo


Test Mode : Mode 1: Transmit(Adapter:PA1030-21)

Description : Front View of Radiated Emission Test Setup (Bi-Log)



Test Mode : Mode 1: Transmit(Adapter:PA1030-21)

Description : Back View of Radiated Emission Test Setup (Bi-Log)







Test Mode : Mode 1: Transmit(Adapter:PA1030-21)  
Description : Front View of Radiated Emission Test Setup (Horn)



Test Mode : Mode 1: Transmit(Adapter:PA1030-21)  
Description : Back View of Radiated Emission Test Setup (Horn)



Test Mode : Mode 2: Transmit (Adapter: HK-AX-120A200-US)  
Description : Front View of Radiated Emission Test Setup (Bi-Log)



Test Mode : Mode 2: Transmit (Adapter: HK-AX-120A200-US)  
Description : Back View of Radiated Emission Test Setup (Bi-Log)

