

FCC Test Report

Product Name : VDSL2 Security Firewall
Model No. : Vigor2860ac, Vigor2860Vac, Vigor2862ac, Vigor2862Vac,
Vigor2925ac, Vigor2925Vac, Vigor2925Fac, Vigor2925Fvac,
Vigor2860Fac, Vigor2860Fvac, VigorIPPBX2860ac,
IPOffice3860ac, IPOffice2860ac, Vigor3220ac, Vigor3220Vac,
Vigor3220Fac, Vigor3220Fvac, Vigor2132n-plus,
Vigor2132Vn-plus, Vigor2132Fn-plus, Vigor2132FVn-plus,
Vigor2132ac, Vigor2132Vac, Vigor2132Fac, Vigor2132FVac,
VigorBX 2000ac, VigorBX 2000Fac
FCC ID. : VGYV2860AC

Applicant : DrayTek Corp.

Address : No.26 Fu Shing Rd., HuKou County,Hsin-Chu
Industrial Park,Hsin-Chu,Taiwan 303 R.O.C

Date of Receipt : 2014/09/18

Issued Date : 2014/11/04

Report No. : 1490454R-RFUSP59V00

Report Version : V1.0



Testing Laboratory

3024

The test results relate only to the samples tested.

The test report shall not be reproduced except in full without the written approval of QuieTek Corporation.

Test Report Certification

Issued Date : 2014/11/04


Report No. : 1490454R-RFUSP59V00




Product Name : VDSL2 Security Firewall
 Applicant : DrayTek Corp.
 Address : No.26 Fu Shing Rd., HuKou County,Hsin-Chu Industrial Park,Hsin-Chu,Taiwan 303 R.O.C
 Manufacturer : DrayTek Corp.
 Model No. : Vigor2860ac, Vigor2860Vac, Vigor2862ac, Vigor2862Vac, Vigor2925ac, Vigor2925Vac, Vigor2925Fac, Vigor2925Fvac, Vigor2860Fac, Vigor2860Fvac, VigorIPPBX2860ac, IPOffice3860ac, IPOffice2860ac, Vigor3220ac, Vigor3220Vac, Vigor3220Fac, Vigor3220Fvac, Vigor2132n-plus, Vigor2132Vn-plus, Vigor2132Fn-plus, Vigor2132FVn-plus, Vigor2132ac, Vigor2132Vac, Vigor2132Fac, Vigor2132FVac, VigorBX 2000ac, VigorBX 2000Fac
 FCC ID. : VGYV2860AC
 EUT Voltage : AC 100-240V, 50-60Hz
 Trade Name : DrayTek
 Applicable Standard : FCC CFR Title 47 Part 15 Subpart E Section 15.407: 2013 ANSI C63.10:2013
 Test Result : Complied

The test results relate only to the samples tested.


The test report shall not be reproduced except in full without the written approval of Quietek Corporation.

Documented By : 

 (Carol Tsai / Engineering Adm. Assistant)

Reviewed By : 

 (Jimmie Liu / Senior Engineer)

Approved By : 

 (Roy Wang / Director)

Laboratory Information

We, **Quietek Corporation**, are an independent RF consultancy that was established the whole facility in our laboratories. The test facility has been accredited/accepted (audited or listed) by the following related bodies in compliance with ISO 17025 specified testing scopes:

| | | |
|----------------------|----------|---|
| Taiwan R.O.C. | : | TAF, Accreditation Number: 3024 |
| USA | : | FCC, Registration Number: 365520 |
| Canada | : | IC, Submission No: 150981 |

The related certificate for our laboratories about the test site and management system can be downloaded from Quietek Corporation's Web Site: <http://www.quietek.com/chinese/about/certificates.aspx?bval=5>

The address and introduction of Quietek Corporation's laboratories can be founded in our Web site : <http://www.quietek.com/>

If you have any comments, Please don't hesitate to contact us. Our contact information is as below:

HsinChu Testing Laboratory:

No.75-2, 3rd Lin, Wangye Keng, Yonghxing Tsuen, Qionglin Shiang, Hsinchu County 307, Taiwan, R.O.C.

TEL:+886-3-592-8858 / FAX:+886-3-592-8859

E-Mail : service@quietek.com

LinKou Testing Laboratory:

No.5-22, Ruishukeng, Linkou Dist., New Taipei City 24451, Taiwan, R.O.C.

TEL : 886-2-8601-3788 / FAX : 886-2-8601-3789

E-Mail : service@quietek.com

TABLE OF CONTENTS

| Description | Page |
|--|------------|
| 1. General Information..... | 6 |
| 1.1. EUT Description | 6 |
| 1.2. Test Mode..... | 14 |
| 1.3. Tested System Details..... | 15 |
| 1.4. Configuration of tested System | 16 |
| 1.5. EUT Exercise Software | 16 |
| 1.6. Test Facility | 17 |
| 2. Conducted Emission | 18 |
| 2.1. Test Equipment | 18 |
| 2.2. Test Setup | 18 |
| 2.3. Limits..... | 19 |
| 2.4. Test Procedure | 19 |
| 2.5. Test Specification | 19 |
| 2.6. Uncertainty | 19 |
| 2.7. Test Result | 20 |
| 2.8. Test Photo | 24 |
| 3. 99% & 26dB & DTS Bandwidth | 25 |
| 3.1. Test Equipment | 25 |
| 3.2. Test Setup | 25 |
| 3.3. Limits..... | 25 |
| 3.4. Test Procedure | 25 |
| 3.5. Uncertainty | 25 |
| 3.6. Test Result | 26 |
| 4. Peak Transmit Output..... | 107 |
| 4.1. Test Equipment | 107 |
| 4.2. Test Setup | 107 |
| 4.3. Limits..... | 108 |
| 4.4. Test Procedure | 108 |
| 4.5. Uncertainty | 108 |
| 4.6. Test Result | 109 |
| 5. Peak Power Spectrum Density | 189 |
| 5.1. Test Equipment | 189 |
| 5.2. Test Setup | 189 |
| 5.3. Limits..... | 189 |

| | | |
|-----------|---------------------------------|------------|
| 5.4. | Test Procedure | 190 |
| 5.5. | Uncertainty | 190 |
| 5.6. | Test Result | 191 |
| 6. | Radiated Emission..... | 253 |
| 6.1. | Test Equipment | 253 |
| 6.2. | Test Setup | 253 |
| 6.3. | Limits..... | 254 |
| 6.4. | Test Procedure | 255 |
| 6.5. | Uncertainty | 255 |
| 6.6. | Test Result | 256 |
| 6.7. | Test Photo | 333 |
| 7. | Band Edge..... | 335 |
| 7.1. | Test Equipment | 335 |
| 7.2. | Test Setup | 335 |
| 7.3. | Limits..... | 336 |
| 7.4. | Test Procedure | 337 |
| 7.5. | Uncertainty | 337 |
| 7.6. | Test Result | 338 |
| 8. | Frequency Stability..... | 408 |
| 8.1. | Test Equipment | 408 |
| 8.2. | Test Setup | 408 |
| 8.3. | Limits..... | 408 |
| 8.4. | Test Procedure | 408 |
| 8.5. | Uncertainty | 408 |
| 8.6. | Test Result | 409 |
| | Attachement | 451 |
| | EUT Photograph | 451 |

1. General Information

1.1. EUT Description


| | | |
|------------------------------------|--|--|
| Product Name | VDSL2 Security Firewall | |
| Product Type | WLAN | |
| Trade Name | DrayTek | |
| Model No. | Vigor2860ac, Vigor2860Vac, Vigor2862ac, Vigor2862Vac, Vigor2925ac, Vigor2925Vac, Vigor2925Fac, Vigor2925Fvac, Vigor2860Fac, Vigor2860Fvac, VigorIPPBX2860ac, IPOffice3860ac, IPOffice2860ac, Vigor3220ac, Vigor3220Vac, Vigor3220Fac, Vigor3220Fvac, Vigor2132n-plus, Vigor2132Vn-plus, Vigor2132Fn-plus, Vigor2132FVn-plus, Vigor2132ac, Vigor2132Vac, Vigor2132Fac, Vigor2132Fvac, VigorBX 2000ac, VigorBX 2000Fac | |
| Frequency Range/ Channel Number | IEEE 802.11a/ | 5180~5240MHz / 4 Channels |
| | IEEE 802.11n/ac (20MHz) | 5745~5825MHz / 5 Channels |
| | IEEE 802.11n/ac (40MHz) | 5190~5230MHz / 2 Channels |
| | | 5755~5795MHz / 2 Channels |
| IEEE 802.11ac (80MHz) | 5210~5210MHz / 1 Channel | |
| | 5775~5775MHz / 1 Channel | |
| Type of Modulation | IEEE 802.11a/n/ac | Orthogonal Frequency Division Multiplexing |
| Data Speed | IEEE 802.11a | 6Mbps, 9Mbps, 12Mbps, 18Mbps, 24Mbps, 36Mbps, 48Mbps, 54Mbps |
| | IEEE 802.11n | Support a subset of the combination of GI, MCS 0~MCS 23 and bandwidth defined in 802.11n |
| | IEEE 802.11ac | Support a subset of the combination of GI, MCS 0~MCS 9 and bandwidth defined in 802.11ac |
| Antenna Gain | Ant0: 4.12dBi, Ant1: 4.12dBi, Ant2: 4.12dBi | |
| Antenna Type | Dipole Antenna | |

| Component | |
|-----------------------|---|
| Antenna | MAG. LAYERS, EDA-1313-25GR2-A2, 3 Pcs |
| LAN Cable | Non-Shielded, 3m |
| DSL Cable (2 to 1) | Non-Shielded, 0.13m |
| Analog Cable (2 to 1) | Non-Shielded, 0.15m |
| Power Adatper | HON-KWANG, HK-AX-120A200-US I/P : 100-240V~50/60Hz 0.8A O/P : 12V \equiv 2.0A Cable Out: Non-Shielded, 1.85m |

ANT-TX / RX & Bandwidth

| ANT-TX / RX | TX | | | RX | | |
|--------------|-------|-------|-------|-------|-------|-------|
| | 20MHz | 40MHz | 80MHz | 20MHz | 40MHz | 80MHz |
| IEEE802.11a | ✓ | | | ✓ | | |
| IEEE802.11n | ✓ | ✓ | | ✓ | ✓ | |
| IEEE802.11ac | ✓ | ✓ | ✓ | ✓ | ✓ | ✓ |

2TX / 2RX(2.4G); 3TX / 3RX(5G)



IEEE 802.11n

| MCS Index | Modulation | R | N _{BPSCS} | N _{CBPS} | | N _{DBPS} | | Data Rate(Mb/s) | | | |
|-----------|------------|-----|--------------------|-------------------|-------|-------------------|-------|-----------------|-------|----------|-------|
| | | | | 20MHz | 40MHz | 20MHz | 40MHz | 800ns GI | | 400ns GI | |
| | | | | | | | | 20MHz | 40MHz | 20MHz | 40MHz |
| 0 | BPSK | 1/2 | 1 | 52 | 108 | 26 | 54 | 6.5 | 13.5 | 7.2 | 15.0 |
| 1 | QPSK | 1/2 | 2 | 104 | 216 | 52 | 108 | 13.0 | 27.0 | 14.4 | 30.0 |
| 2 | QPSK | 3/4 | 2 | 104 | 216 | 78 | 162 | 19.5 | 40.5 | 21.7 | 45.0 |
| 3 | 16-QAM | 1/2 | 4 | 208 | 432 | 104 | 216 | 26.0 | 54.0 | 28.9 | 60.0 |
| 4 | 16-QAM | 3/4 | 4 | 208 | 432 | 156 | 324 | 39.0 | 81.0 | 43.3 | 90.0 |
| 5 | 64-QAM | 2/3 | 6 | 312 | 648 | 208 | 432 | 52.0 | 108.0 | 57.8 | 120.0 |
| 6 | 64-QAM | 3/4 | 6 | 312 | 648 | 234 | 486 | 58.5 | 121.5 | 65.0 | 135.0 |
| 7 | 64-QAM | 5/6 | 6 | 312 | 648 | 260 | 540 | 65.0 | 135.0 | 72.2 | 150.0 |

Note 1: Support of 400ns GI is optional on transmit and receive.

Table 1 – MCS parameters for TX Antenna number = 1

| MCS Index | Modulation | R | N _{BPSCS} | N _{CBPS} | | N _{DBPS} | | Data Rate(Mb/s) | | | |
|-----------|------------|-----|--------------------|-------------------|-------|-------------------|-------|-----------------|-------|----------|-------|
| | | | | 20MHz | 40MHz | 20MHz | 40MHz | 800ns GI | | 400ns GI | |
| | | | | | | | | 20MHz | 40MHz | 20MHz | 40MHz |
| 8 | BPSK | 1/2 | 1 | 104 | 216 | 52 | 108 | 13.0 | 27.0 | 14.4 | 30.0 |
| 9 | QPSK | 1/2 | 2 | 208 | 432 | 104 | 216 | 26.0 | 54.0 | 28.9 | 60.0 |
| 10 | QPSK | 3/4 | 2 | 208 | 432 | 156 | 324 | 39.0 | 81.0 | 43.3 | 90.0 |
| 11 | 16-QAM | 1/2 | 4 | 416 | 864 | 208 | 432 | 52.0 | 108.0 | 57.8 | 120.0 |
| 12 | 16-QAM | 3/4 | 4 | 416 | 864 | 312 | 648 | 78.0 | 162.0 | 86.7 | 180.0 |
| 13 | 64-QAM | 2/3 | 6 | 624 | 1296 | 416 | 864 | 104.0 | 216.0 | 115.6 | 240.0 |
| 14 | 64-QAM | 3/4 | 6 | 624 | 1296 | 468 | 972 | 117.0 | 243.0 | 130.0 | 270.0 |
| 15 | 64-QAM | 5/6 | 6 | 624 | 1296 | 520 | 1080 | 130.0 | 270.0 | 144.4 | 300.0 |

Note 1: Support of 400ns GI is optional on transmit and receive.

Table 2 – MCS parameters for TX Antenna number = 2

| MCS Index | Modulation | R | N _{BPSCS} | N _{CBPS} | | N _{DBPS} | | Data Rate(Mb/s) | | | |
|-----------|------------|-----|--------------------|-------------------|-------|-------------------|-------|-----------------|-------|----------|-------|
| | | | | 20MHz | 40MHz | 20MHz | 40MHz | 800ns GI | | 400ns GI | |
| | | | | | | | | 20MHz | 40MHz | 20MHz | 40MHz |
| 16 | BPSK | 1/2 | 1 | 156 | 324 | 78 | 162 | 19.5 | 40.5 | 21.7 | 45.0 |
| 17 | QPSK | 1/2 | 2 | 312 | 648 | 156 | 324 | 39.0 | 81.0 | 43.3 | 90.0 |
| 18 | QPSK | 3/4 | 2 | 312 | 648 | 234 | 486 | 58.5 | 121.5 | 65.0 | 135.0 |
| 19 | 16-QAM | 1/2 | 4 | 624 | 1296 | 312 | 648 | 78.0 | 162.0 | 86.7 | 180.0 |
| 20 | 16-QAM | 3/4 | 4 | 624 | 1296 | 468 | 972 | 117.0 | 243.0 | 130.0 | 270.0 |
| 21 | 64-QAM | 2/3 | 6 | 936 | 1944 | 624 | 1296 | 156.0 | 324.0 | 173.3 | 360.0 |
| 22 | 64-QAM | 3/4 | 6 | 936 | 1944 | 702 | 1458 | 175.5 | 364.5 | 195.0 | 405.0 |
| 23 | 64-QAM | 5/6 | 6 | 936 | 1944 | 780 | 1620 | 195.0 | 405.0 | 216.7 | 450.0 |

Note 1: Support of 400ns GI is optional on transmit and receive.

Table 3 – MCS parameters for TX Antenna number = 3

| Symbol | Explanation |
|-------------------|---|
| R | Code rate |
| N _{BPSC} | Number of coded bits per single carrier |
| N _{CBPS} | Number of coded bits per symbol |
| N _{DBPS} | Number of data bits per symbol |
| GI | guard interval |

IEEE 802.11ac Data Rate

| Spatial Streams (Note1) | MCS Index | Modulation type | Coding rate | Data Rate(Mb/s) | | | | | | | |
|-------------------------|-----------|-----------------|-------------|-----------------|-------|----------------|-------|----------------|--------|----------------|--------|
| | | | | 20 MHz | | 40 MHz | | 80 MHz | | 160 MHz | |
| | | | | Guard Interval | | Guard Interval | | Guard Interval | | Guard Interval | |
| | | | | 800ns | 400ns | 800ns | 400ns | 800ns | 400ns | 800ns | 400ns |
| 1 | 0 | BPSK | 1/2 | 6.5 | 7.2 | 13.5 | 15 | 29.3 | 32.5 | 58.5 | 65 |
| | 1 | QPSK | 1/2 | 13 | 14.4 | 27 | 30 | 58.5 | 65 | 117 | 130 |
| | 2 | QPSK | 3/4 | 19.5 | 21.7 | 40.5 | 45 | 87.8 | 97.5 | 175.5 | 195 |
| | 3 | 16-QAM | 1/2 | 26 | 28.9 | 54 | 60 | 117 | 130 | 234 | 260 |
| | 4 | 16-QAM | 3/4 | 39 | 43.3 | 81 | 90 | 175.5 | 195 | 351 | 390 |
| | 5 | 64-QAM | 2/3 | 52 | 57.8 | 108 | 120 | 234 | 260 | 468 | 520 |
| | 6 | 64-QAM | 3/4 | 58.5 | 65 | 121.5 | 135 | 263.3 | 292.5 | 526.5 | 585 |
| | 7 | 64-QAM | 5/6 | 65 | 72.2 | 135 | 150 | 292.5 | 325 | 585 | 650 |
| | 8 | 256-QAM | 3/4 | 78 | 86.7 | 162 | 180 | 351 | 390 | 702 | 780 |
| | 9 | 256-QAM | 5/6 | N/A | N/A | 180 | 200 | 390 | 433.3 | 780 | 866.7 |
| 2 | 0 | BPSK | 1/2 | 13 | 14.4 | 27 | 30 | 58.6 | 65 | 117 | 130 |
| | 1 | QPSK | 1/2 | 26 | 28.8 | 54 | 60 | 117 | 130 | 234 | 260 |
| | 2 | QPSK | 3/4 | 39 | 43.4 | 81 | 90 | 175.6 | 195 | 351 | 390 |
| | 3 | 16-QAM | 1/2 | 52 | 57.8 | 108 | 120 | 234 | 260 | 468 | 520 |
| | 4 | 16-QAM | 3/4 | 78 | 86.6 | 162 | 180 | 351 | 390 | 702 | 780 |
| | 5 | 64-QAM | 2/3 | 104 | 115.6 | 216 | 240 | 468 | 520 | 936 | 1040 |
| | 6 | 64-QAM | 3/4 | 117 | 130 | 243 | 270 | 526.6 | 585 | 1053 | 1170 |
| | 7 | 64-QAM | 5/6 | 130 | 144.4 | 270 | 300 | 585 | 650 | 1170 | 1300 |
| | 8 | 256-QAM | 3/4 | 156 | 173.4 | 324 | 360 | 702 | 780 | 1404 | 1560 |
| | 9 | 256-QAM | 5/6 | N/A | N/A | 360 | 400 | 780 | 866.6 | 1560 | 1733.4 |
| 3 | 0 | BPSK | 1/2 | 19.5 | 21.6 | 40.5 | 45 | 87.9 | 97.5 | 175.5 | 195 |
| | 1 | QPSK | 1/2 | 39 | 43.2 | 81 | 90 | 175.5 | 195 | 351 | 390 |
| | 2 | QPSK | 3/4 | 58.5 | 65.1 | 121.5 | 135 | 263.4 | 292.5 | 526.5 | 585 |
| | 3 | 16-QAM | 1/2 | 78 | 86.7 | 162 | 180 | 351 | 390 | 702 | 780 |
| | 4 | 16-QAM | 3/4 | 117 | 129.9 | 243 | 270 | 526.5 | 585 | 1053 | 1170 |
| | 5 | 64-QAM | 2/3 | 156 | 173.4 | 324 | 360 | 702 | 780 | 1404 | 1560 |
| | 6 | 64-QAM | 3/4 | 175.5 | 195 | 364.5 | 405 | 789.9 | 877.5 | 1579.5 | 1755 |
| | 7 | 64-QAM | 5/6 | 195 | 216.6 | 405 | 450 | 877.5 | 975 | 1755 | 1950 |
| | 8 | 256-QAM | 3/4 | 234 | 260.1 | 486 | 540 | 1053 | 1170 | 2106 | 2340 |
| | 9 | 256-QAM | 5/6 | N/A | N/A | 540 | 600 | 1170 | 1299.9 | 2340 | 2600.1 |

Table 3 – MCS parameters

IEEE 802.11a & IEEE 802.11n/ac (20MHz)

| Working Frequency of Each Channel | | | | | | | |
|-----------------------------------|-----------|---------|-----------|---------|-----------|---------|-----------|
| Channel | Frequency | Channel | Frequency | Channel | Frequency | Channel | Frequency |
| 36 | 5180MHz | 40 | 5200MHz | 44 | 5220MHz | 48 | 5240MHz |
| 149 | 5745 MHz | 153 | 5765 MHz | 157 | 5785 MHz | 161 | 5805 MHz |
| 165 | 5825 MHz | | | | | | |

IEEE 802.11n/ac (40MHz)

| Working Frequency of Each Channel | | | | | | | |
|-----------------------------------|-----------|---------|-----------|---------|-----------|---------|-----------|
| Channel | Frequency | Channel | Frequency | Channel | Frequency | Channel | Frequency |
| 38 | 5190MHz | 46 | 5230MHz | 151 | 5755MHz | 159 | 5795MHz |

IEEE 802.11ac (80MHz)

| Working Frequency of Each Channel | | | |
|-----------------------------------|-----------|---------|-----------|
| Channel | Frequency | Channel | Frequency |
| 42 | 5210 MHz | 155 | 5775 MHz |

Note:

1. This device is a VDSL2 Security Firewall including 2.4GHz b/g/n(2x2) and 5G Band1,4 a/n/ac (3x3) transmitting and receiving function.
2. The different of the each model is shown as below:

| Mode | Model-name | VDSL2 #1 (RJ11) | VDSL2 #2 (RJ11) | FXS (RJ11) | FXO (RJ11) | WLAN -1 | WLAN -2 | WLAN mode | WAN #1 | RJ45 Port #1~6 | USB 2.0 x 2 |
|------|------------------|-----------------|-----------------|------------|------------|----------|-------------|-----------|--------|--------------------------|-------------|
| 1 | Vigor2860ac | V | | | | V (2.4G) | V (5G/11ac) | 3 | RJ45 | LAN#1~6 (RJ45) | V |
| 2 | Vigor2860Vac | V | | V | V | V (2.4G) | V (5G/11ac) | 3 | RJ45 | LAN#1~6 (RJ45) | V |
| 3 | Vigor2862ac | V | V(dual) | | | V (2.4G) | V (5G/11ac) | 3 | RJ45 | LAN#1~6 (RJ45) | V |
| 4 | Vigor2862Vac | V | V(dual) | V | V | V (2.4G) | V (5G/11ac) | 3 | RJ45 | LAN#1~6 (RJ45) | V |
| 5 | Vigor2925ac | | | | | V (2.4G) | V (5G/11ac) | 3 | RJ45 | WAN#2/ LAN#1~5 (RJ45) | V |
| 6 | Vigor2925Vac | | | V | V | V (2.4G) | V (5G/11ac) | 3 | RJ45 | WAN#2/ LAN#1~5 (RJ45) | V |
| 7 | Vigor2925Fac | | | | | V (2.4G) | V (5G/11ac) | 3 | SFP | WAN#2/ LAN#1~5 (RJ45) | V |
| 8 | Vigor2925FVac | | | V | V | V (2.4G) | V (5G/11ac) | 3 | SFP | WAN#2/ LAN#1~5 (RJ45) | V |
| 9 | Vigor2860Fac | V | | | | V (2.4G) | V (5G/11ac) | 3 | SFP | LAN#1~6 (RJ45) | V |
| 10 | Vigor2860FVac | V | | V | V | V (2.4G) | V (5G/11ac) | 3 | SFP | LAN#1~6 (RJ45) | V |
| 11 | VigorIPPBX2860ac | V | | V | V | V (2.4G) | V (5G/11ac) | 3 | RJ45 | LAN#1~6 (RJ45) | V |
| 12 | IPOffice3860ac | V | | V | V | V (2.4G) | V (5G) | 2 | RJ45 | LAN#1~6 (RJ45) | V |
| 13 | IPOffice2860ac | V | | V | V | V (2.4G) | V (5G) | 2 | RJ45 | LAN#1~6 (RJ45) | V |
| 14 | Vigor3220ac | | | | | V (2.4G) | V (5G/11ac) | 3 | RJ45 | LAN#2/ WAN#1~5 (RJ45) | V |
| 15 | Vigor3220Vac | | | V | V | V (2.4G) | V (5G/11ac) | 3 | RJ45 | LAN#2/ WAN#1~5 (RJ45) | V |
| 16 | Vigor3220Fac | | | | | V (2.4G) | V (5G/11ac) | 3 | SFP | LAN#2/ WAN#1~5 (RJ45) | V |
| 17 | Vigor3220FVac | | | V | V | V (2.4G) | V (5G/11ac) | 3 | SFP | LAN#2/ WAN#1~5 (RJ45) | V |

| Mode | Model-name | VDSL2 #1 (RJ11) | VDSL2 #2 (RJ11) | FXS (RJ11) | FXO (RJ11) | WLAN -1 | WLAN -2 | WLAN mode | WAN #1 | RJ45 Port #1~6 | USB 2.0 x 2 |
|------|-------------------|-----------------|-----------------|------------|------------|----------|-------------|-----------|--------|-----------------------------|-------------|
| 18 | Vigor2132n-plus | | | | | V (2.4G) | V (5G) | 2 | RJ45 | WAN#2/ LAN#1~4 (RJ45) | V |
| 19 | Vigor2132Vn-plus | | | V | V | V (2.4G) | V (5G) | 2 | RJ45 | WAN#2/ LAN#1~4 (RJ45) | V |
| 20 | Vigor2132Fn-plus | | | | | V (2.4G) | V (5G) | 2 | SFP | WAN#2/ LAN#1~4 (RJ45) | V |
| 21 | Vigor2132FVn-plus | | | V | V | V (2.4G) | V (5G) | 2 | SFP | WAN#2/ LAN#1~4 (RJ45) | V |
| 22 | Vigor2132ac | | | | | V (2.4G) | V (5G/11ac) | 3 | RJ45 | LAN#2/ WAN#1~5 (RJ45) | V |
| 23 | Vigor2132Vac | | | V | V | V (2.4G) | V (5G/11ac) | 3 | RJ45 | LAN#2/ WAN#1~5 (RJ45) | V |
| 24 | Vigor2132Fac | | | | | V (2.4G) | V (5G/11ac) | 2 | SFP | WAN#2/ LAN#1~4 (RJ45) | V |
| 25 | Vigor2132FVac | | | V | V | V (2.4G) | V (5G/11ac) | 2 | SFP | WAN#2/ LAN#1~4 (RJ45) | V |
| 26 | VigorBX 2000ac | V | | V | V | V (2.4G) | V(5G/11ac) | 3 | RJ45 | LAN#1~6 (RJ45) | V |
| 27 | VigorBX 2000Fac | V | | V | V | V (2.4G) | V(5G/11ac) | 3 | SFP | LAN#1~6 (RJ45) | V |

3. These test results on a sample of the device are for the purpose of demonstrating Compliance with Part 15 Subpart E Paragraph 15.407.
4. Regards to the frequency band operation; the lowest , middle and highest frequency of channel were selected to perform the test, and then shown on this report.
5. The function of the 2.4GHz transmitting is measured and makes a test report of the report number: 1490454R-RFUSP27V00.
6. This device has USB and Ethernet ports, which can be connected to computer. The receiving function receiving was tested and its test report number is 1490454R-RFUSP01V00 under Declaration of Conformity.

1.2. Test Mode

Quietek has verified the construction and function in typical operation. The preliminary tests were performed in different data rate, and to find the worst condition, which was shown in this test report. The following table is the final test mode.

| | |
|----|-----------------------------|
| TX | Mode 1: Transmit (CDD Mode) |
|----|-----------------------------|

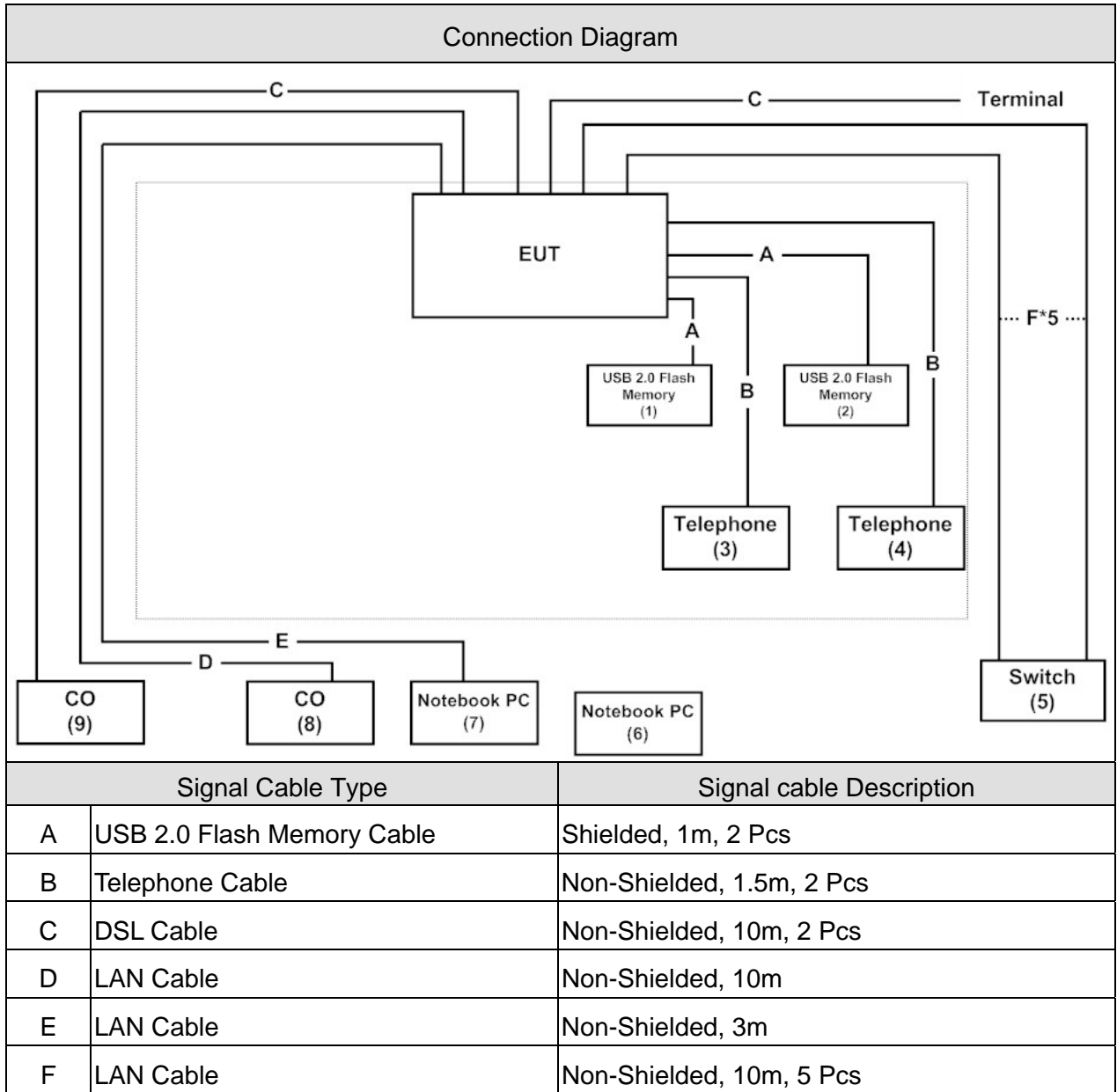
| Test Items | Modulation | Channel | Antenna | Result |
|-----------------------------|----------------|-----------------------|---------|----------|
| Conducted Emission | 11ac (80MHz) | 42/155 | 0+1+2 | Complies |
| 99 % & 26dB Bandwidth | 11a | 36/44/48/149/157/165 | 0/1/2 | Complies |
| | 11n/ac (20MHz) | 36/44/48/149/157/ 165 | 0/1/2 | Complies |
| | 11n/ac (40MHz) | 38/46//151/159 | 0/1/2 | Complies |
| | 11ac (80MHz) | 42/155 | 0/1/2 | Complies |
| Peak Transmit Output | 11a | 36/44/48/149/157/165 | 0+1+2 | Complies |
| | 11n/ac (20MHz) | 36/44/48/149/157/ 165 | 0+1+2 | Complies |
| | 11n/ac (40MHz) | 38/46/151/159 | 0+1+2 | Complies |
| | 11ac (80MHz) | 42/155 | 0+1+2 | Complies |
| Peak Power Spectrum Density | 11a | 36/44/48/149/157/165 | 0+1+2 | Complies |
| | 11n/ac (20MHz) | 36/44/48/149/157/165 | 0+1+2 | Complies |
| | 11n/ac (40MHz) | 38/46/151/159 | 0+1+2 | Complies |
| | 11ac (80MHz) | 42/155 | 0+1+2 | Complies |
| Radiated Emission | 11a | 36/44/48/149/157/165 | 0+1+2 | Complies |
| | 11n/ac (20MHz) | 36/44/48/149/157/165 | 0+1+2 | Complies |
| | 11n/ac (40MHz) | 38/46/151/159 | 0+1+2 | Complies |
| | 11ac (80MHz) | 42/155 | 0+1+2 | Complies |
| Band Edge | 11a | 36/149/165 | 0+1+2 | Complies |
| | 11n/ac (20MHz) | 36/149/165 | 0+1+2 | Complies |
| | 11n/ac (40MHz) | 38/151/159 | 0+1+2 | Complies |
| | 11ac (80MHz) | 42/155 | 0+1+2 | Complies |
| Frequency Stability | 11a | 36/44/48/149/165 | 0/1/2 | Complies |
| | 11n/ac (20MHz) | 36/44/48/149/165 | 0/1/2 | Complies |
| | 11n/ac (40MHz) | 38/46/151/159 | 0/1/2 | Complies |
| | 11ac (80MHz) | 42/155 | 0/1/2 | Complies |

1.3. Tested System Details

The types for all equipments, plus descriptions of all cables used in the tested system (including inserted cards) are:

| Product | Manufacturer | Model No. | Serial No. | FCC ID | Power Cord | |
|---------|----------------------|-----------|------------|----------------------------|------------|---|
| 1 | USB 2.0 Flash Memory | Apacer | AH223 | N/A | DoC | -- |
| 2 | USB 2.0 Flash Memory | Apacer | AH223 | N/A | DoC | -- |
| 3 | Telephone | TENDEL | K-302 | 41230008000356 | DoC | -- |
| 4 | Telephone | TENDEL | K-302 | 50721005000518 | DoC | -- |
| 5 | Switch | D-Link | DGS1216T | F360298000042 | DoC | Non-Shielded, 1.8m |
| 6 | Notebook PC | ACER | PAV70 | LUSEW0D037110 5FE221601 | DoC | Non-Shielded, 2.5m one ferrite core bonded |
| 7 | Notebook PC | HP | HSTNN-146C | CNU8253S1X | DoC | Non-Shielded, 1.8m |
| 8 | CO | DrayTek | Vigor2750 | N/A | DoC | -- |
| 9 | CO | DrayTek | Vigor 3900 | N/A | DoC | -- |

1.4. Configuration of tested System



1.5. EUT Exercise Software

| | |
|---|---|
| 1 | Setup the EUT as shown in Section 1.4. |
| 2 | Execute the Telnet command on the EUT. |
| 3 | Configure the test mode, the test channel, and the data rate. |
| 4 | Press "Start TX" to start the continuous transmitting. |
| 5 | Verify that the EUT works properly. |

1.6. Test Facility

Ambient conditions in the laboratory:

| Items | Test Item | Required (IEC 68-1) | Actual |
|----------------------------|---|---------------------|----------|
| Temperature (°C) | FCC PART 15 E 15.407 Conducted Emission | 15 - 35 | 20 |
| Humidity (%RH) | | 25 - 75 | 50 |
| Barometric pressure (mbar) | | 860 - 1060 | 950-1000 |
| Temperature (°C) | FCC PART 15 E 15.407 99 % & 26dB Bandwidth | 15 - 35 | 25 |
| Humidity (%RH) | | 25 - 75 | 45 |
| Barometric pressure (mbar) | | 860 - 1060 | 950-1000 |
| Temperature (°C) | FCC PART 15 E 15.407 Peak Transmit Power | 15 - 35 | 25 |
| Humidity (%RH) | | 25 - 75 | 65 |
| Barometric pressure (mbar) | | 860 - 1060 | 950-1000 |
| Temperature (°C) | FCC PART 15 E 15.407 Peak Power Spectrum | 15 - 35 | 25 |
| Humidity (%RH) | | 25 - 75 | 45 |
| Barometric pressure (mbar) | | 860 - 1060 | 950-1000 |
| Temperature (°C) | FCC PART 15 E 15.407 Radiated Emission | 15 - 35 | 25 |
| Humidity (%RH) | | 25 - 75 | 48 |
| Barometric pressure (mbar) | | 860 - 1060 | 950-1000 |
| Temperature (°C) | FCC PART 15 E 15.407 Band Edge | 15 - 35 | 25 |
| Humidity (%RH) | | 25 - 75 | 45 |
| Barometric pressure (mbar) | | 860 - 1060 | 950-1000 |
| Temperature (°C) | FCC PART 15 E 15.407 Frequency Stability | 15 - 35 | 25 |
| Humidity (%RH) | | 25 - 75 | 45 |
| Barometric pressure (mbar) | | 860 - 1060 | 950-1000 |

2. Conducted Emission

2.1. Test Equipment

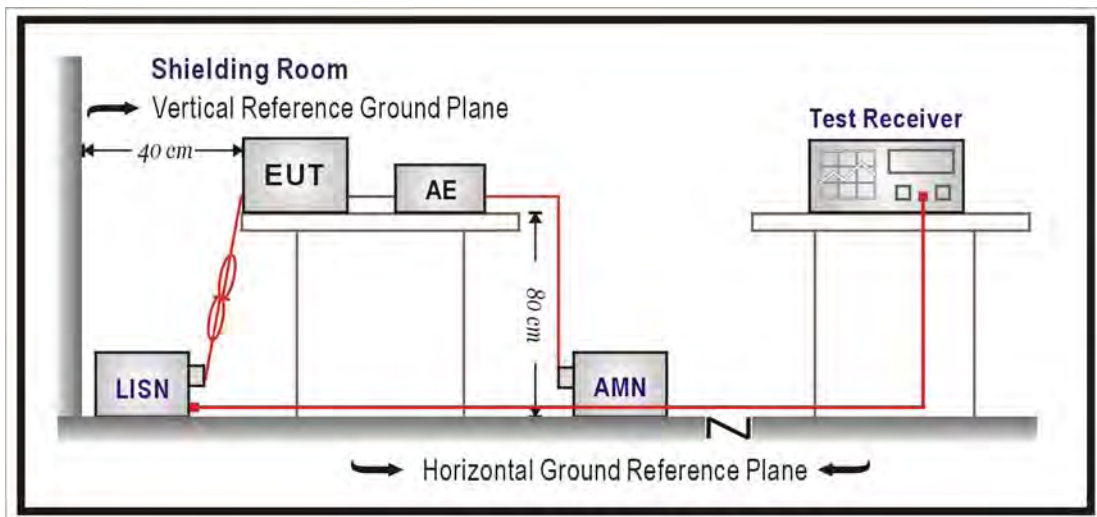
The following test equipments are used during the test:

Conducted Emission / SR2

| Instrument | Manufacturer | Model No. | Serial No | Next Cal. Date |
|--------------------------|--------------|-----------|------------|----------------|
| Artificial Mains Network | R&S | ENV4200 | 848411/010 | 2015/02/09 |
| LISN | R&S | ENV216 | 100092 | 2015/08/08 |
| Test Receiver | R&S | ESCS 30 | 825442/014 | 2015/07/13 |

Note: 1. All equipments that need to calibrate are with calibration period of 1 year.

2.2. Test Setup



2.3. Limits

| FCC Part 15 Subpart C Paragraph 15.207 Limits (dBuV) | | |
|---|-------|-------|
| Frequency MHz | QP | AV |
| 0.15 - 0.50 | 66-56 | 56-46 |
| 0.50 - 5.0 | 56 | 46 |
| 5.0 - 30 | 60 | 50 |

Remarks: In the above table, the tighter limit applies at the band edges.

2.4. Test Procedure

The EUT was setup according to ANSI C63.10:2013. The EUT was placed on a platform of nominal size, 1 m by 1.5 m, raised 80 cm above the conducting ground plane. The vertical conducting plane was located 40 cm to the rear of the EUT. All other surfaces of EUT were at least 80 cm from any other grounded conducting surface. The EUT and simulators are connected to the main power through a line impedance stabilization network (LISN). The LISN provides a 50 ohm /50uH coupling impedance for the measuring equipment. The peripheral devices are also connected to the main power through a LISN. (Please refer to the block diagram of the test setup and photographs.)

Each current-carrying conductor of the EUT power cord, except the ground (safety) conductor, was individually connected through a LISN to the input power source.

The excess length of the power cord between the EUT and the LISN receptacle were folded back and forth at the center of the lead to form a bundle not exceeding 40 cm in length.

Conducted emissions were investigated over the frequency range from 0.15MHz to 30MHz using a receiver bandwidth of 9 kHz.

2.5. Test Specification

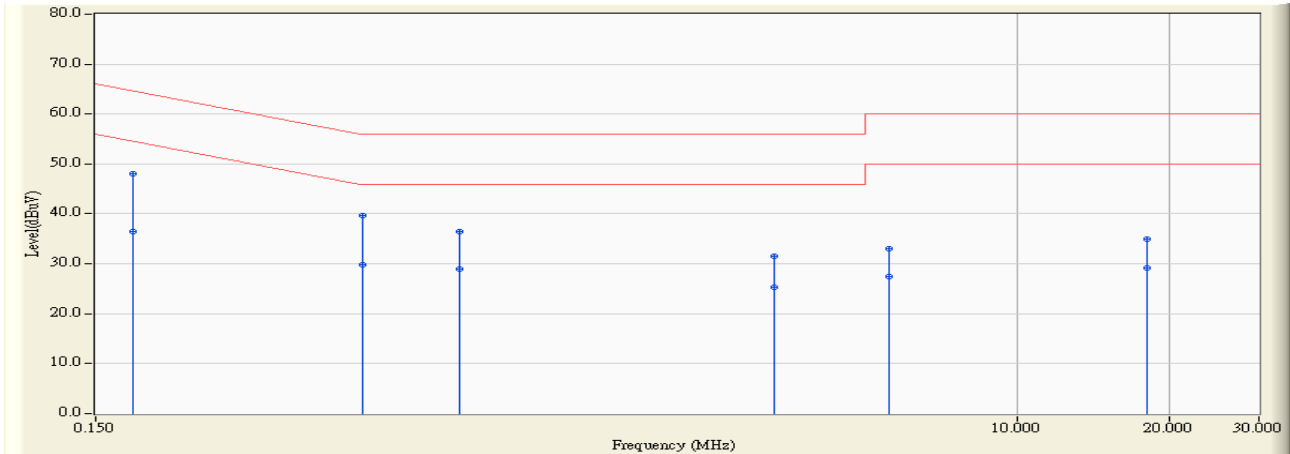
According to FCC Part 15 Subpart C Paragraph 15.207: 2013

2.6. Uncertainty

The measurement uncertainty is defined as ± 2.26 dB.

2.7. Test Result

| | |
|--------------------------------------|-------------------------------|
| Site : SR2 | Time : 2014/10/27 - 09:57 |
| Limit : CISPR_B_00M_QP | Margin : 10 |
| Probe : SR2_LISN(16A)-4_0825 - Line1 | Power : AC 120V/60Hz |
| EUT : VDSL2 Security Firewall | Note : 802.11ac(80M) 5210 MHz |

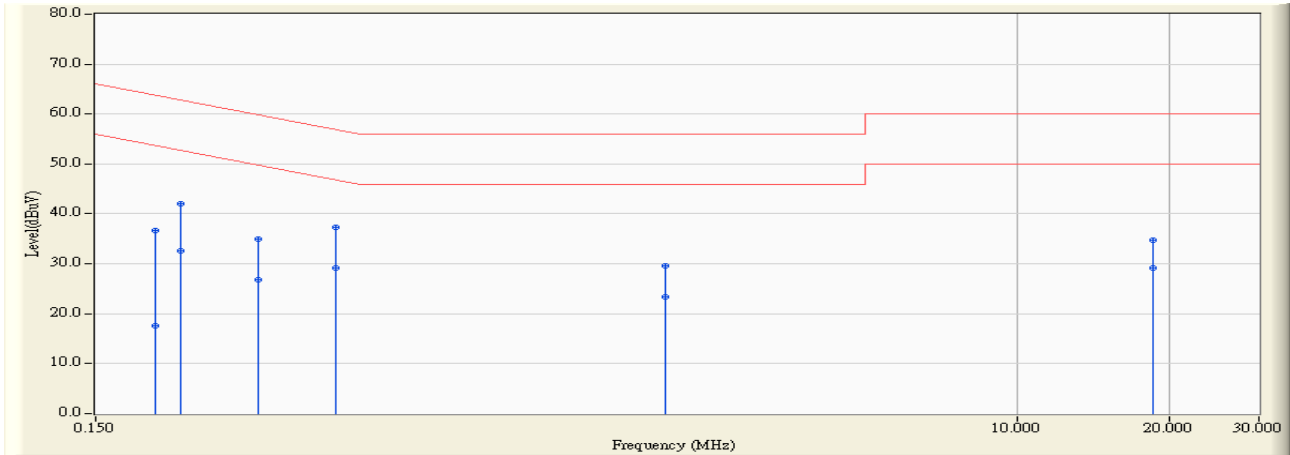


| | Frequency (MHz) | Correct Factor (dB) | Reading Level (dBuV) | Measure Level (dBuV) | Margin (dB) | Limit (dBuV) | Detector Type |
|----|-----------------|---------------------|----------------------|----------------------|-------------|--------------|---------------|
| 1 | 0.177 | 9.760 | 38.220 | 47.980 | -16.629 | 64.609 | QUASPEAK |
| 2 | 0.177 | 9.760 | 26.750 | 36.510 | -18.099 | 54.609 | AVERAGE |
| 3 | 0.505 | 9.753 | 29.930 | 39.683 | -16.317 | 56.000 | QUASPEAK |
| 4 | * 0.505 | 9.753 | 20.090 | 29.843 | -16.157 | 46.000 | AVERAGE |
| 5 | 0.787 | 9.785 | 26.770 | 36.555 | -19.445 | 56.000 | QUASPEAK |
| 6 | 0.787 | 9.785 | 19.200 | 28.985 | -17.015 | 46.000 | AVERAGE |
| 7 | 3.291 | 9.882 | 21.710 | 31.592 | -24.408 | 56.000 | QUASPEAK |
| 8 | 3.291 | 9.882 | 15.500 | 25.382 | -20.618 | 46.000 | AVERAGE |
| 9 | 5.552 | 9.983 | 22.940 | 32.923 | -27.077 | 60.000 | QUASPEAK |
| 10 | 5.552 | 9.983 | 17.390 | 27.373 | -22.627 | 50.000 | AVERAGE |
| 11 | 18.005 | 10.266 | 24.590 | 34.856 | -25.144 | 60.000 | QUASPEAK |
| 12 | 18.005 | 10.266 | 18.910 | 29.176 | -20.824 | 50.000 | AVERAGE |

Note:

1. All Reading Levels are Quasi-Peak and average value.
2. " * ", means this data is the worst emission level.
3. Measurement Level = Reading Level + Correct Factor.

| | |
|--------------------------------------|-------------------------------|
| Site : SR2 | Time : 2014/10/27 - 10:03 |
| Limit : CISPR_B_00M_QP | Margin : 10 |
| Probe : SR2_LISN(16A)-4_0825 - Line2 | Power : AC 120V/60Hz |
| EUT : VDSL2 Security Firewall | Note : 802.11ac(80M) 5210 MHz |

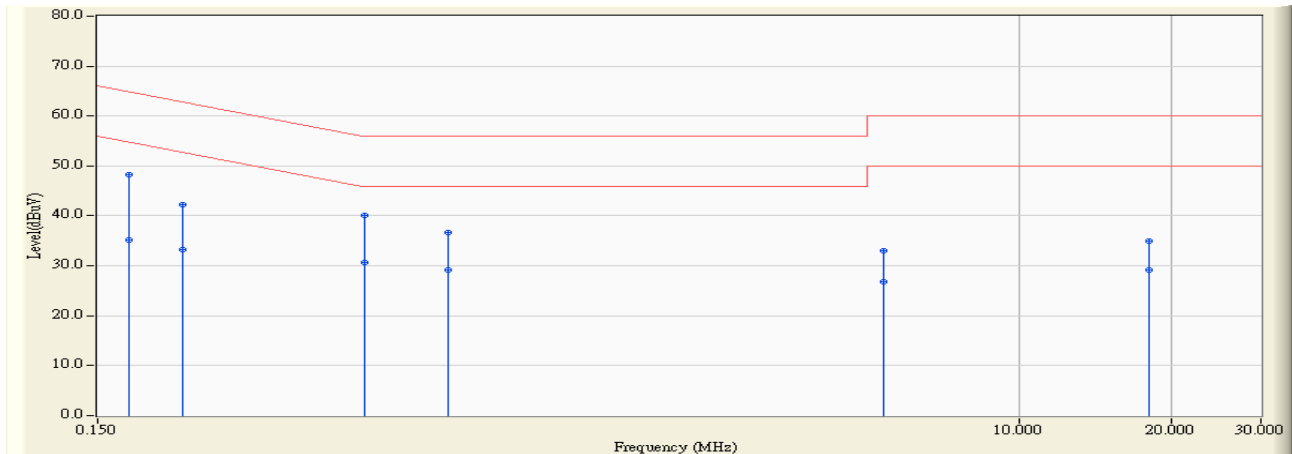


| | Frequency (MHz) | Correct Factor (dB) | Reading Level (dBuV) | Measure Level (dBuV) | Margin (dB) | Limit (dBuV) | Detector Type |
|----|-----------------|---------------------|----------------------|----------------------|-------------|--------------|---------------|
| 1 | 0.197 | 9.810 | 26.840 | 36.650 | -27.091 | 63.741 | QUASPEAK |
| 2 | 0.197 | 9.810 | 7.830 | 17.640 | -36.101 | 53.741 | AVERAGE |
| 3 | 0.220 | 9.811 | 32.130 | 41.941 | -20.866 | 62.807 | QUASPEAK |
| 4 | 0.220 | 9.811 | 22.790 | 32.601 | -20.206 | 52.807 | AVERAGE |
| 5 | 0.314 | 9.816 | 25.220 | 35.036 | -24.827 | 59.862 | QUASPEAK |
| 6 | 0.314 | 9.816 | 16.980 | 26.796 | -23.067 | 49.862 | AVERAGE |
| 7 | 0.447 | 9.820 | 27.470 | 37.290 | -19.643 | 56.933 | QUASPEAK |
| 8 | * | 9.820 | 19.320 | 29.140 | -17.793 | 46.933 | AVERAGE |
| 9 | 2.013 | 9.881 | 19.760 | 29.641 | -26.359 | 56.000 | QUASPEAK |
| 10 | 2.013 | 9.881 | 13.440 | 23.321 | -22.679 | 46.000 | AVERAGE |
| 11 | 18.572 | 10.457 | 24.380 | 34.837 | -25.163 | 60.000 | QUASPEAK |
| 12 | 18.572 | 10.457 | 18.640 | 29.097 | -20.903 | 50.000 | AVERAGE |

Note:

1. All Reading Levels are Quasi-Peak and average value.
2. " * ", means this data is the worst emission level.
3. Measurement Level = Reading Level + Correct Factor.

| | |
|--------------------------------------|-------------------------------|
| Site : SR2 | Time : 2014/10/27 - 10:18 |
| Limit : CISPR_B_00M_QP | Margin : 10 |
| Probe : SR2_LISN(16A)-4_0825 - Line1 | Power : AC 120V/60Hz |
| EUT : VDSL2 Security Firewall | Note : 802.11ac(80M) 5775 MHz |

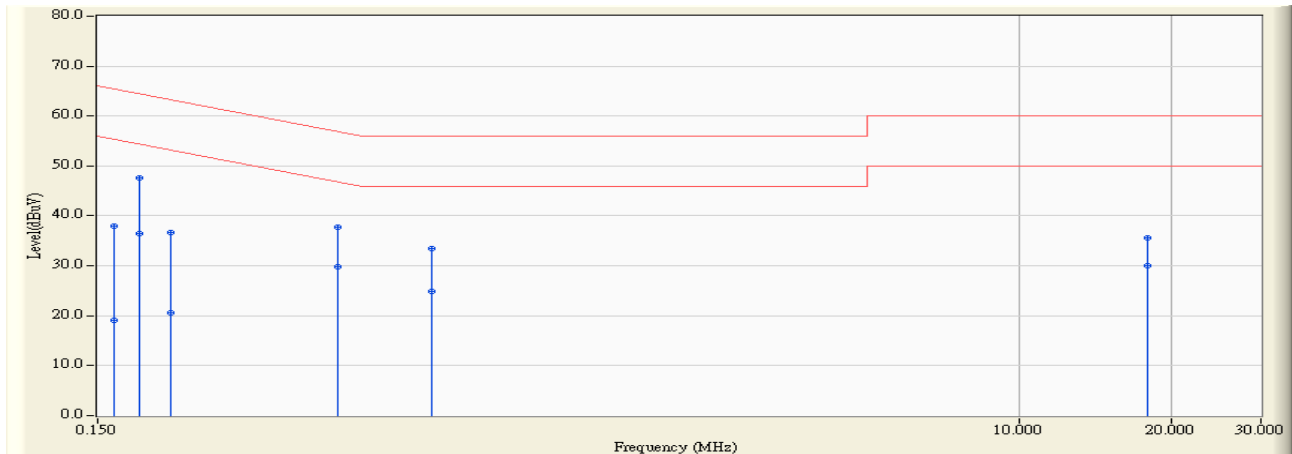


| | Frequency (MHz) | Correct Factor (dB) | Reading Level (dBuV) | Measure Level (dBuV) | Margin (dB) | Limit (dBuV) | Detector Type |
|----|-----------------|---------------------|----------------------|----------------------|-------------|--------------|---------------|
| 1 | 0.173 | 9.760 | 38.400 | 48.160 | -16.634 | 64.794 | QUASPEAK |
| 2 | 0.173 | 9.760 | 25.430 | 35.190 | -19.604 | 54.794 | AVERAGE |
| 3 | 0.220 | 9.759 | 32.400 | 42.159 | -20.648 | 62.807 | QUASPEAK |
| 4 | 0.220 | 9.759 | 23.590 | 33.349 | -19.458 | 52.807 | AVERAGE |
| 5 | 0.505 | 9.753 | 30.410 | 40.163 | -15.837 | 56.000 | QUASPEAK |
| 6 | * | 9.753 | 20.870 | 30.623 | -15.377 | 46.000 | AVERAGE |
| 7 | 0.740 | 9.780 | 26.810 | 36.590 | -19.410 | 56.000 | QUASPEAK |
| 8 | 0.740 | 9.780 | 19.450 | 29.230 | -16.770 | 46.000 | AVERAGE |
| 9 | 5.388 | 9.979 | 23.070 | 33.049 | -26.951 | 60.000 | QUASPEAK |
| 10 | 5.388 | 9.979 | 16.740 | 26.719 | -23.281 | 50.000 | AVERAGE |
| 11 | 17.994 | 10.266 | 24.610 | 34.876 | -25.124 | 60.000 | QUASPEAK |
| 12 | 17.994 | 10.266 | 18.910 | 29.176 | -20.824 | 50.000 | AVERAGE |

Note:

1. All Reading Levels are Quasi-Peak and average value.
2. " * ", means this data is the worst emission level.
3. Measurement Level = Reading Level + Correct Factor.

| | |
|--------------------------------------|-------------------------------|
| Site : SR2 | Time : 2014/10/27 - 10:10 |
| Limit : CISPR_B_00M_QP | Margin : 10 |
| Probe : SR2_LISN(16A)-4_0825 - Line2 | Power : AC 120V/60Hz |
| EUT : VDSL2 Security Firewall | Note : 802.11ac(80M) 5775 MHz |



| | Frequency (MHz) | Correct Factor (dB) | Reading Level (dBuV) | Measure Level (dBuV) | Margin (dB) | Limit (dBuV) | Detector Type |
|----|-----------------|---------------------|----------------------|----------------------|-------------|--------------|---------------|
| 1 | 0.162 | 9.810 | 28.060 | 37.870 | -27.505 | 65.375 | QUASPEAK |
| 2 | 0.162 | 9.810 | 9.330 | 19.140 | -36.235 | 55.375 | AVERAGE |
| 3 | * 0.181 | 9.810 | 37.880 | 47.690 | -16.738 | 64.428 | QUASPEAK |
| 4 | 0.181 | 9.810 | 26.750 | 36.560 | -17.868 | 54.428 | AVERAGE |
| 5 | 0.209 | 9.811 | 26.800 | 36.611 | -26.651 | 63.261 | QUASPEAK |
| 6 | 0.209 | 9.811 | 10.680 | 20.491 | -32.771 | 53.261 | AVERAGE |
| 7 | 0.447 | 9.820 | 27.950 | 37.770 | -19.163 | 56.933 | QUASPEAK |
| 8 | 0.447 | 9.820 | 20.000 | 29.820 | -17.113 | 46.933 | AVERAGE |
| 9 | 0.685 | 9.839 | 23.640 | 33.479 | -22.521 | 56.000 | QUASPEAK |
| 10 | 0.685 | 9.839 | 15.120 | 24.959 | -21.041 | 46.000 | AVERAGE |
| 11 | 17.935 | 10.433 | 25.270 | 35.704 | -24.296 | 60.000 | QUASPEAK |
| 12 | 17.935 | 10.433 | 19.670 | 30.104 | -19.896 | 50.000 | AVERAGE |

Note:

1. All Reading Levels are Quasi-Peak and average value.
2. " * ", means this data is the worst emission level.
3. Measurement Level = Reading Level + Correct Factor.

3. 99% & 26dB & DTS Bandwidth

3.1. Test Equipment

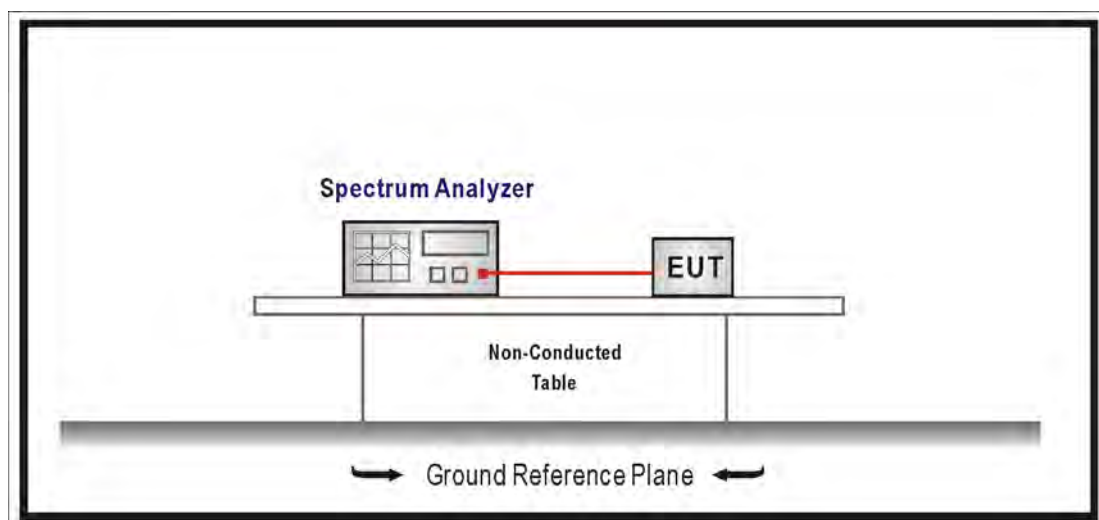
The following test equipments are used during the radiated emission tests:

99% & 26dB & DTS Bandwidth / SR7

| Instrument | Manufacturer | Model No. | Serial No | Next Cal. Date |
|-------------------|--------------|------------|------------|----------------|
| Spectrum Analyzer | Agilent | N9010A-EXA | US47140172 | 2015/07/14 |

Note: 1. All equipments that need to calibrate are with calibration period of 1 year.

3.2. Test Setup



3.3. Limits

99% & 26dB Bandwidth : No Required

DTS Bandwidth : $\geq 500\text{KHz}$

3.4. Test Procedure

99% & 26dB Bandwidth :

The EUT was tested according to U-NII test procedure of KDB 789033.

Set RBW 1% of the emission bandwidth, VBW equal to 3 times the RBW.

DTS Bandwidth :

Set RBW = 100KHz, VBW $\geq 3 \times \text{RBW}$, Sweep time=Auto, Set Peak detector.

3.5. Uncertainty

The measurement uncertainty is defined as $\pm 150\text{Hz}$

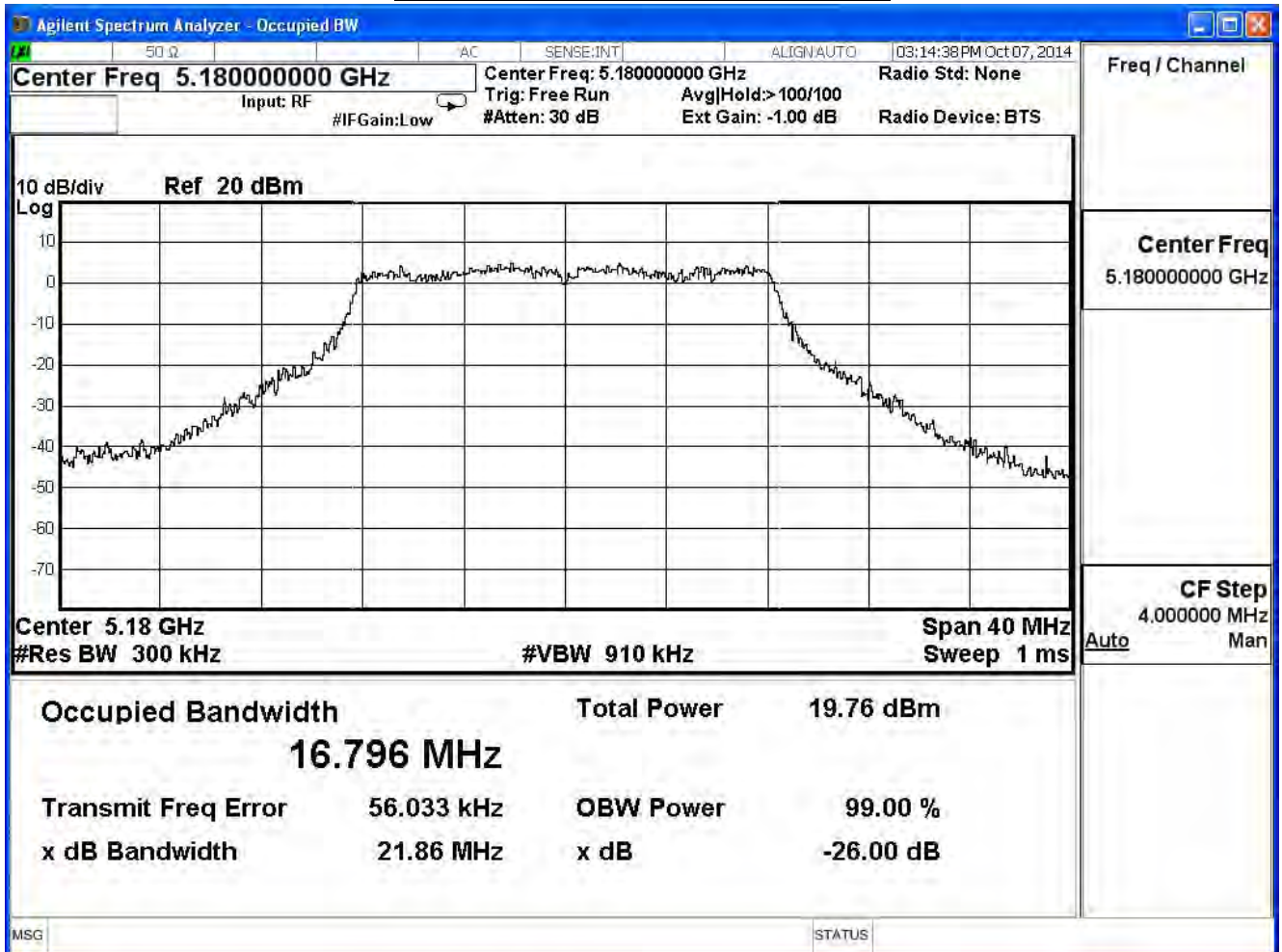
3.6. Test Result

| | | | |
|--------------|-----------------------------|-----------|-----|
| Product | VDSL2 Security Firewall | | |
| Test Item | 99% & 26dB Bandwidth | | |
| Test Mode | Mode 1: Transmit (CDD Mode) | | |
| Date of Test | 2014/10/07 | Test Site | SR7 |

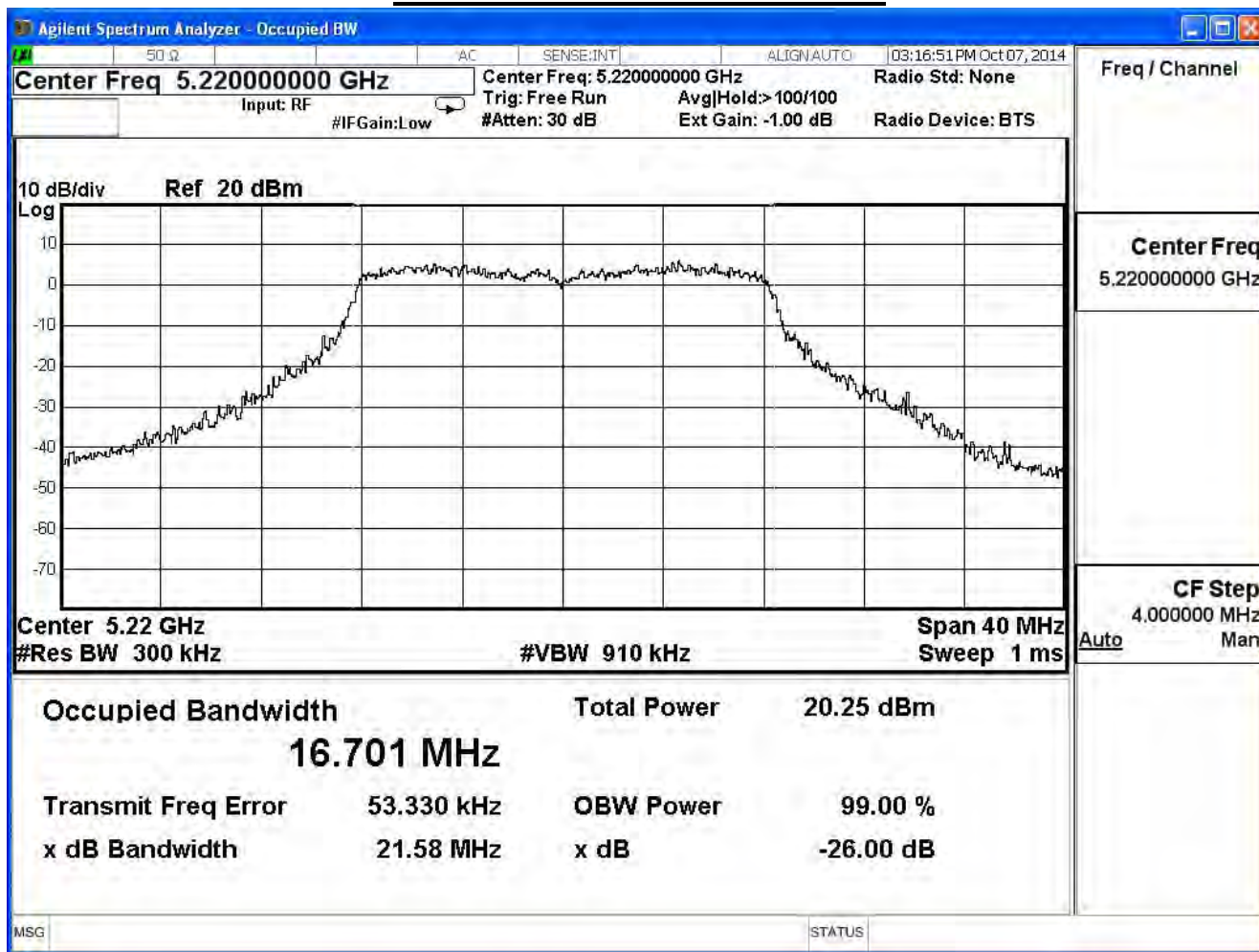
802.11a (ANT 0)

| Channel No. | Frequency (MHz) | 26dB Bandwidth (MHz) | 99% Bandwidth (MHz) | Limit (MHz) | Result |
|-------------|-----------------|----------------------|---------------------|-------------|--------|
| 36 | 5180 | 21.860 | 16.796 | -- | Pass |
| 44 | 5220 | 21.580 | 16.701 | -- | Pass |
| 48 | 5240 | 22.070 | 16.757 | -- | Pass |

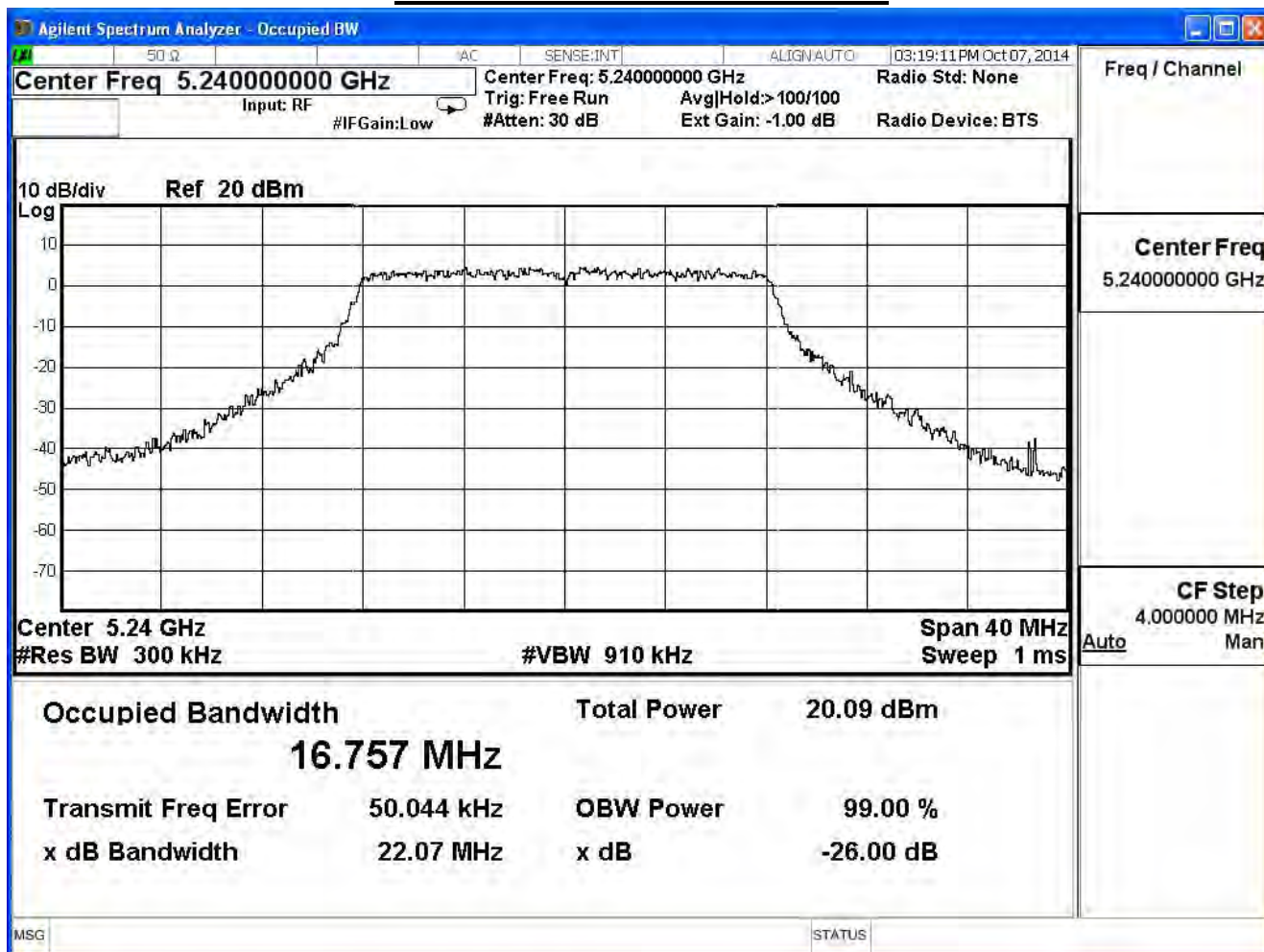
99% & 26dB Bandwidth – Channel 36



99% & 26dB Bandwidth – Channel 44



99% & 26dB Bandwidth – Channel 48

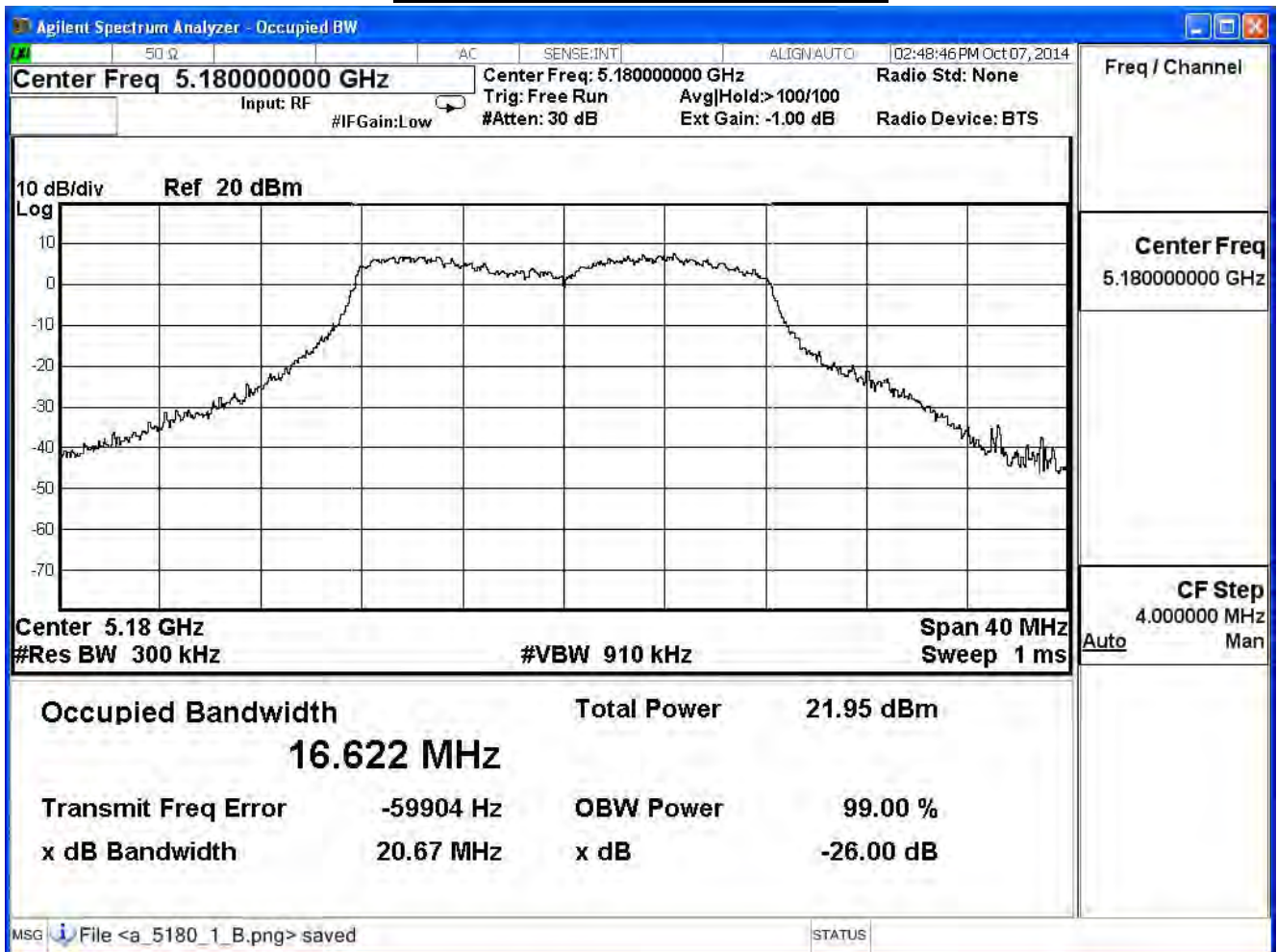


| | | | |
|--------------|-----------------------------|-----------|-----|
| Product | VDSL2 Security Firewall | | |
| Test Item | 99% & 26dB Bandwidth | | |
| Test Mode | Mode 1: Transmit (CDD Mode) | | |
| Date of Test | 2014/10/07 | Test Site | SR7 |

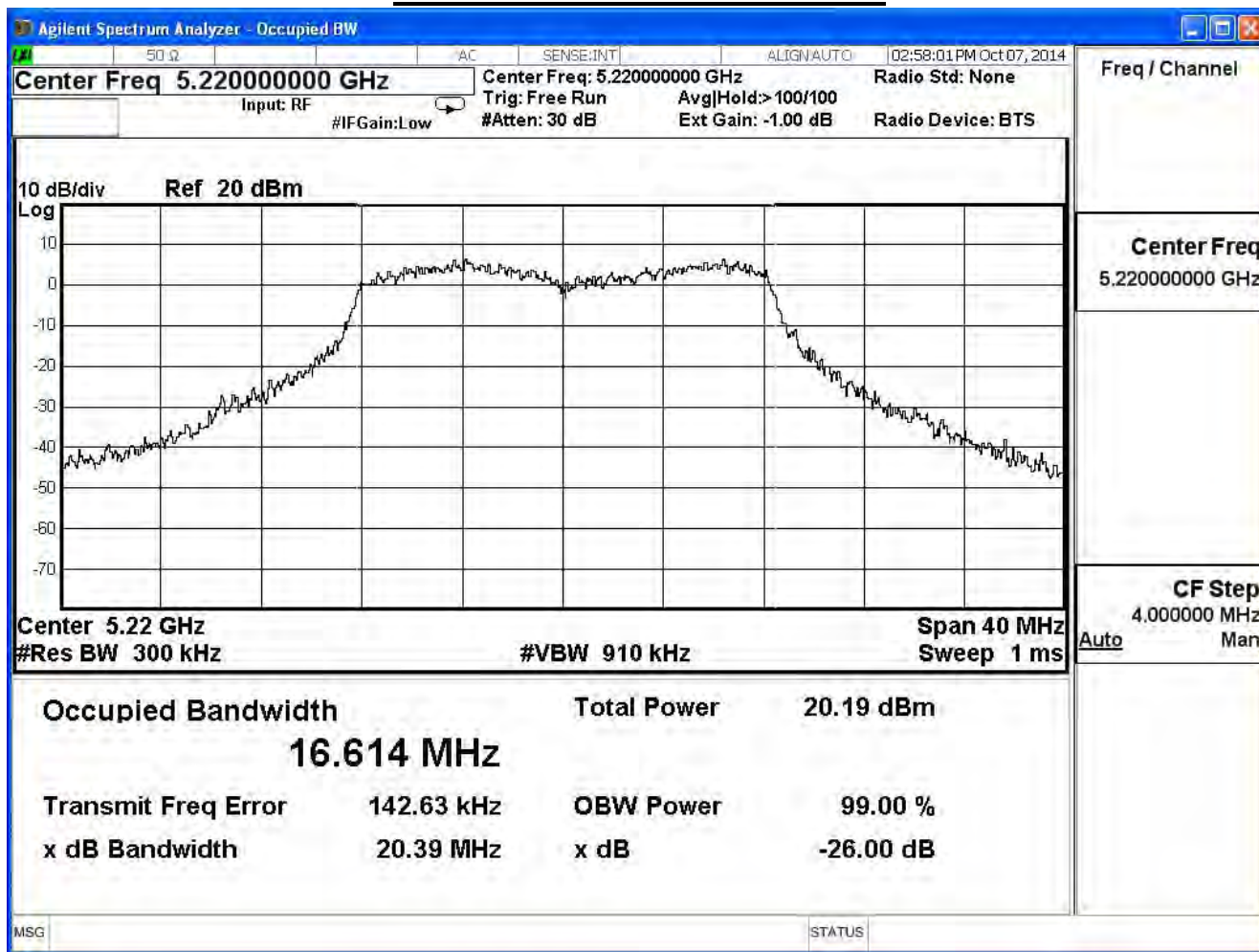
802.11a (ANT 1)

| Channel No. | Frequency (MHz) | 26dB Bandwidth (MHz) | 99% Bandwidth (MHz) | Limit (MHz) | Result |
|-------------|-----------------|----------------------|---------------------|-------------|--------|
| 36 | 5180 | 20.670 | 16.622 | -- | Pass |
| 44 | 5220 | 20.390 | 16.614 | -- | Pass |
| 48 | 5240 | 21.610 | 16.781 | -- | Pass |

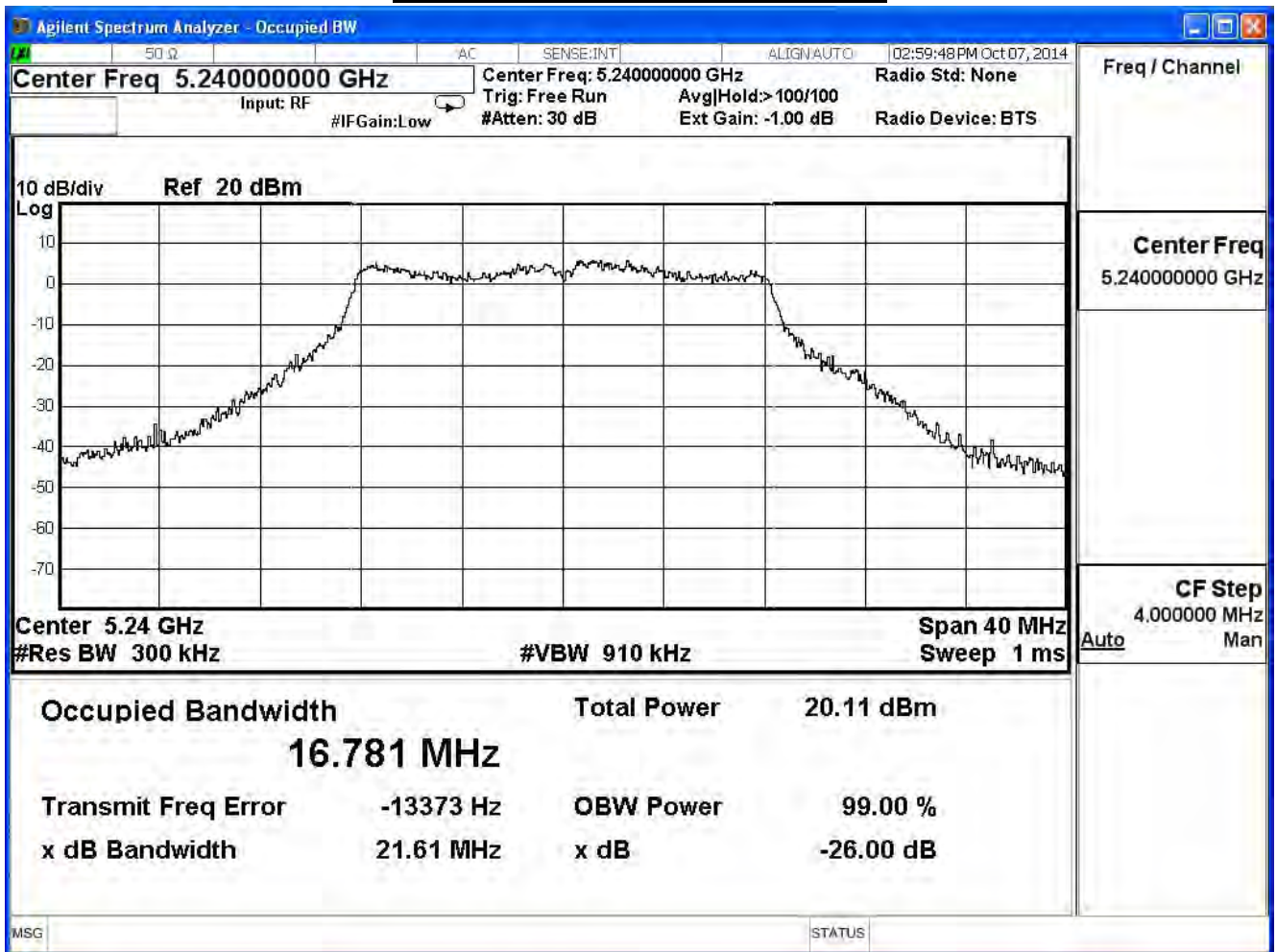
99% & 26dB Bandwidth – Channel 36



99% & 26dB Bandwidth – Channel 44



99% & 26dB Bandwidth – Channel 48

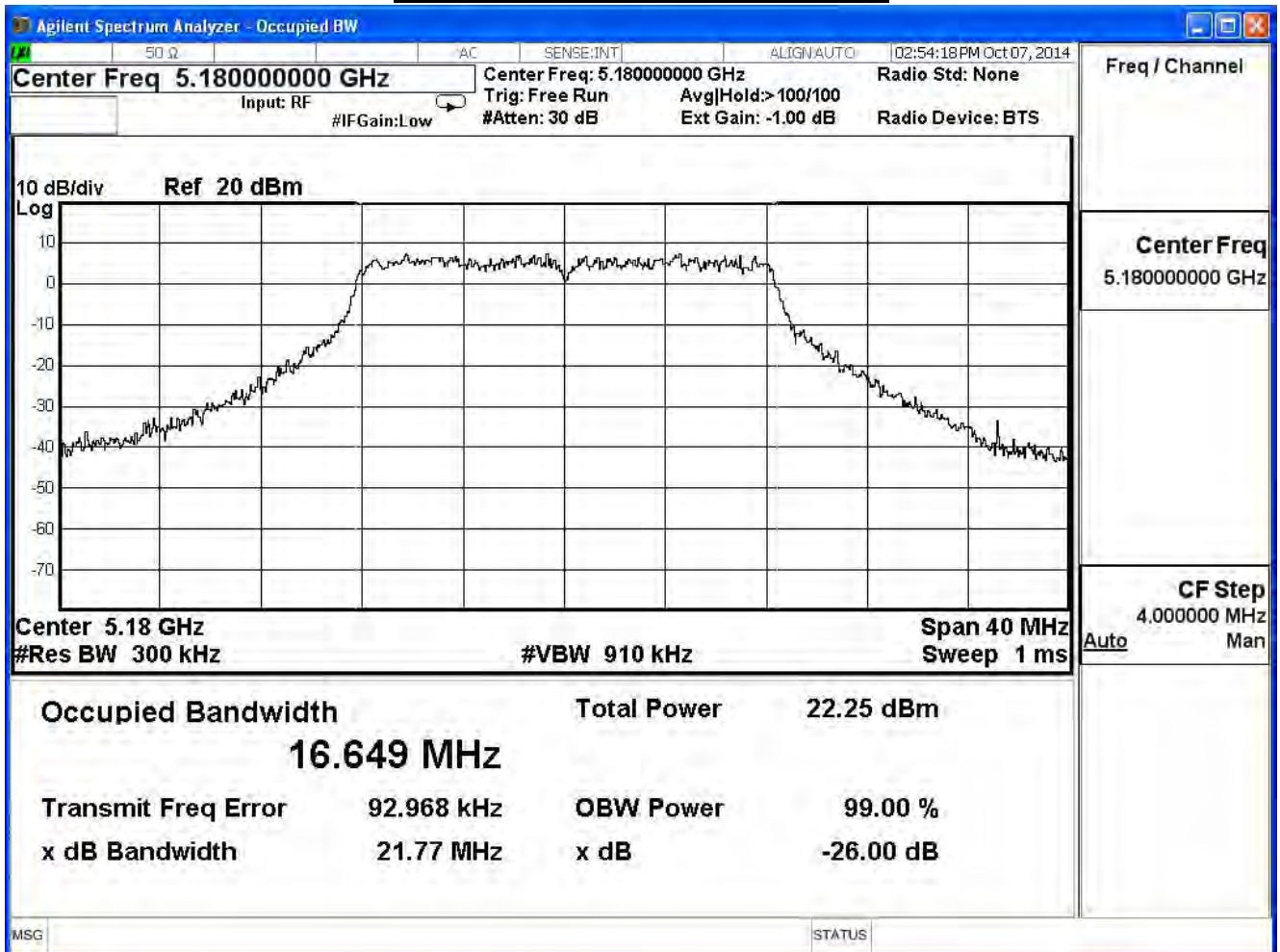


| | | | |
|--------------|-----------------------------|-----------|-----|
| Product | VDSL2 Security Firewall | | |
| Test Item | 99% & 26dB Bandwidth | | |
| Test Mode | Mode 1: Transmit (CDD Mode) | | |
| Date of Test | 2014/10/07 | Test Site | SR7 |

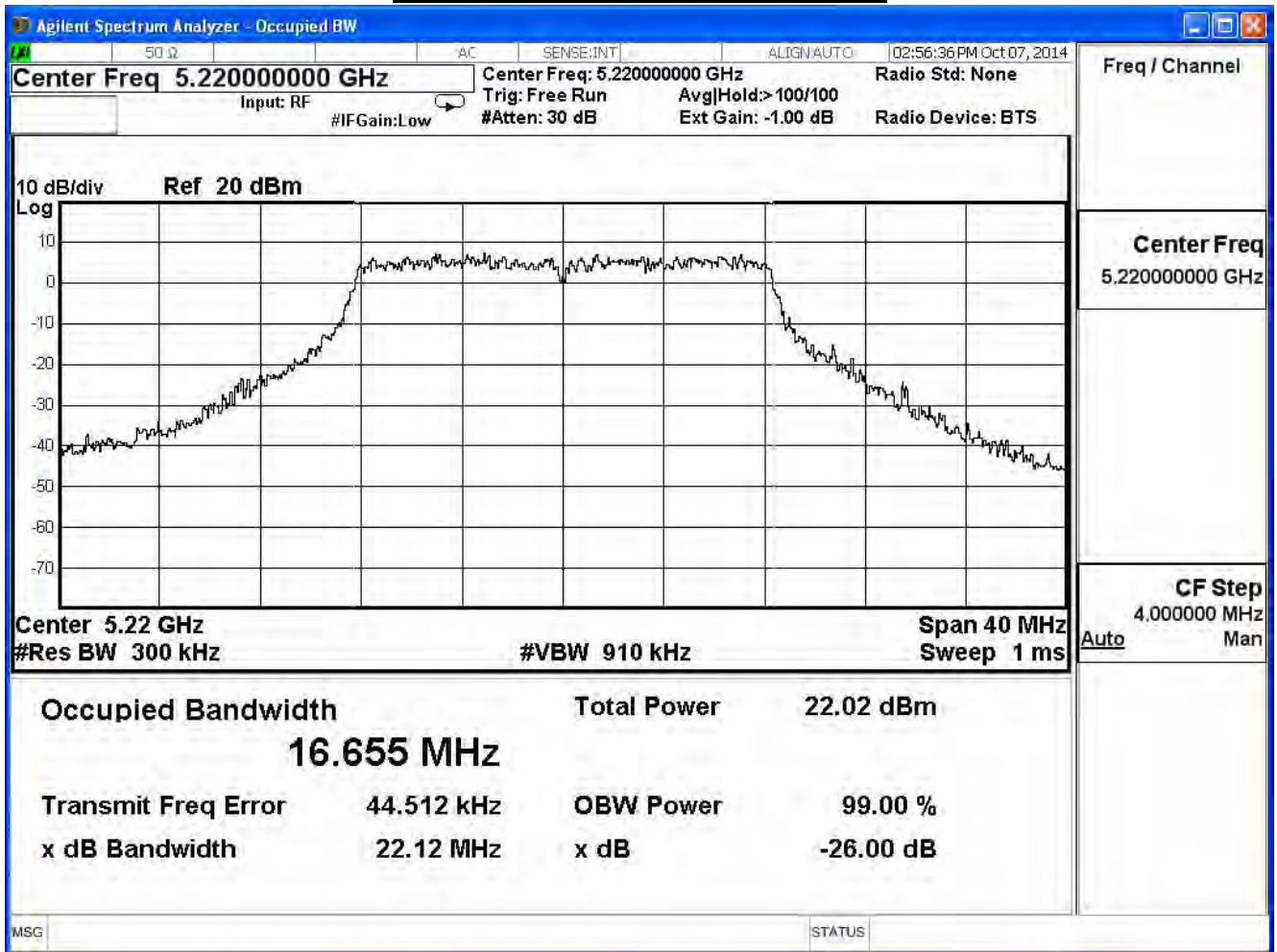
802.11a (ANT 2)

| Channel No. | Frequency (MHz) | 26dB Bandwidth (MHz) | 99% Bandwidth (MHz) | Limit (MHz) | Result |
|-------------|-----------------|----------------------|---------------------|-------------|--------|
| 36 | 5180 | 21.770 | 16.649 | -- | Pass |
| 44 | 5220 | 22.120 | 16.655 | -- | Pass |
| 48 | 5240 | 21.460 | 16.636 | -- | Pass |

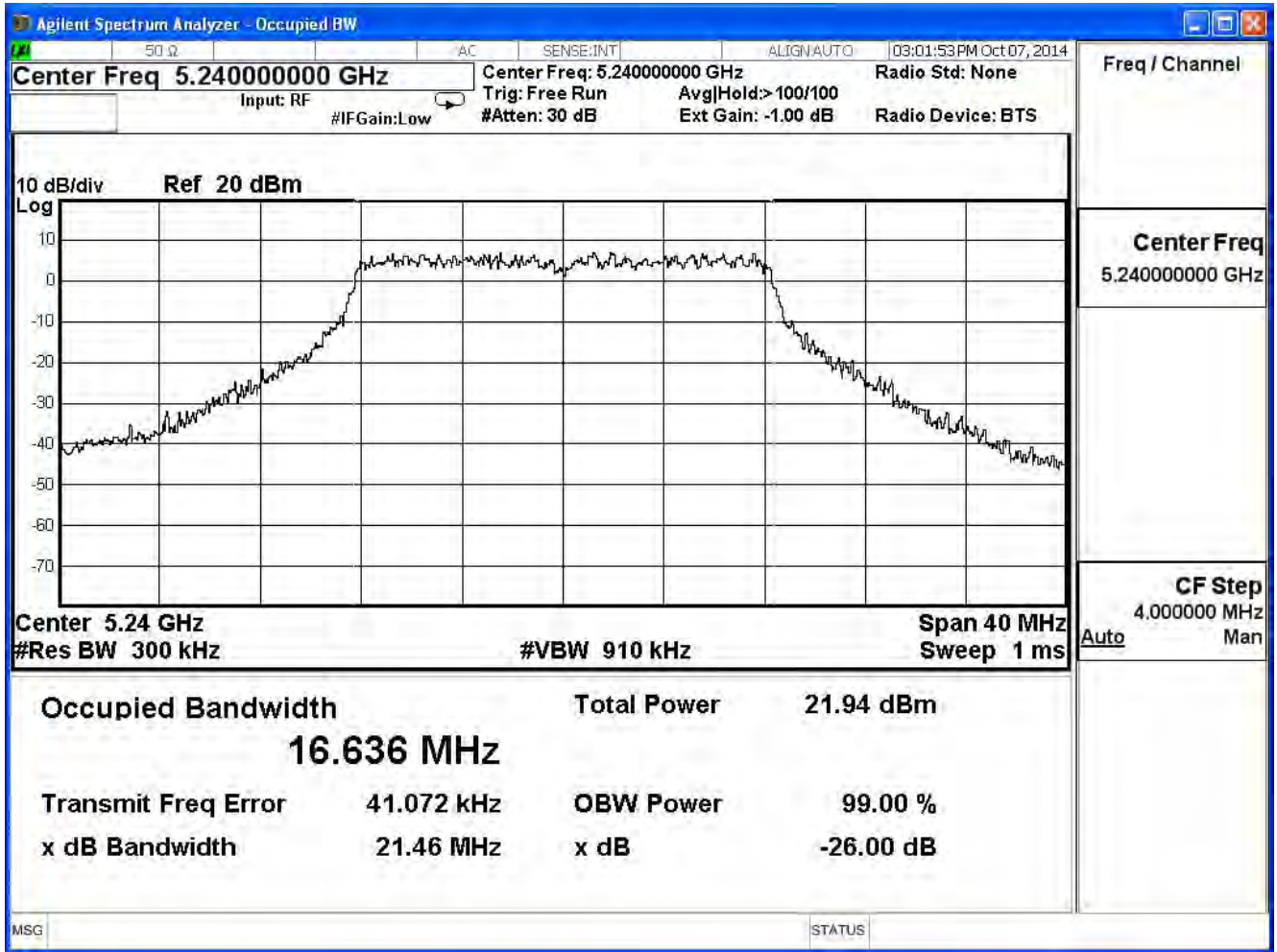
99% & 26dB Bandwidth – Channel 36



99% & 26dB Bandwidth – Channel 44



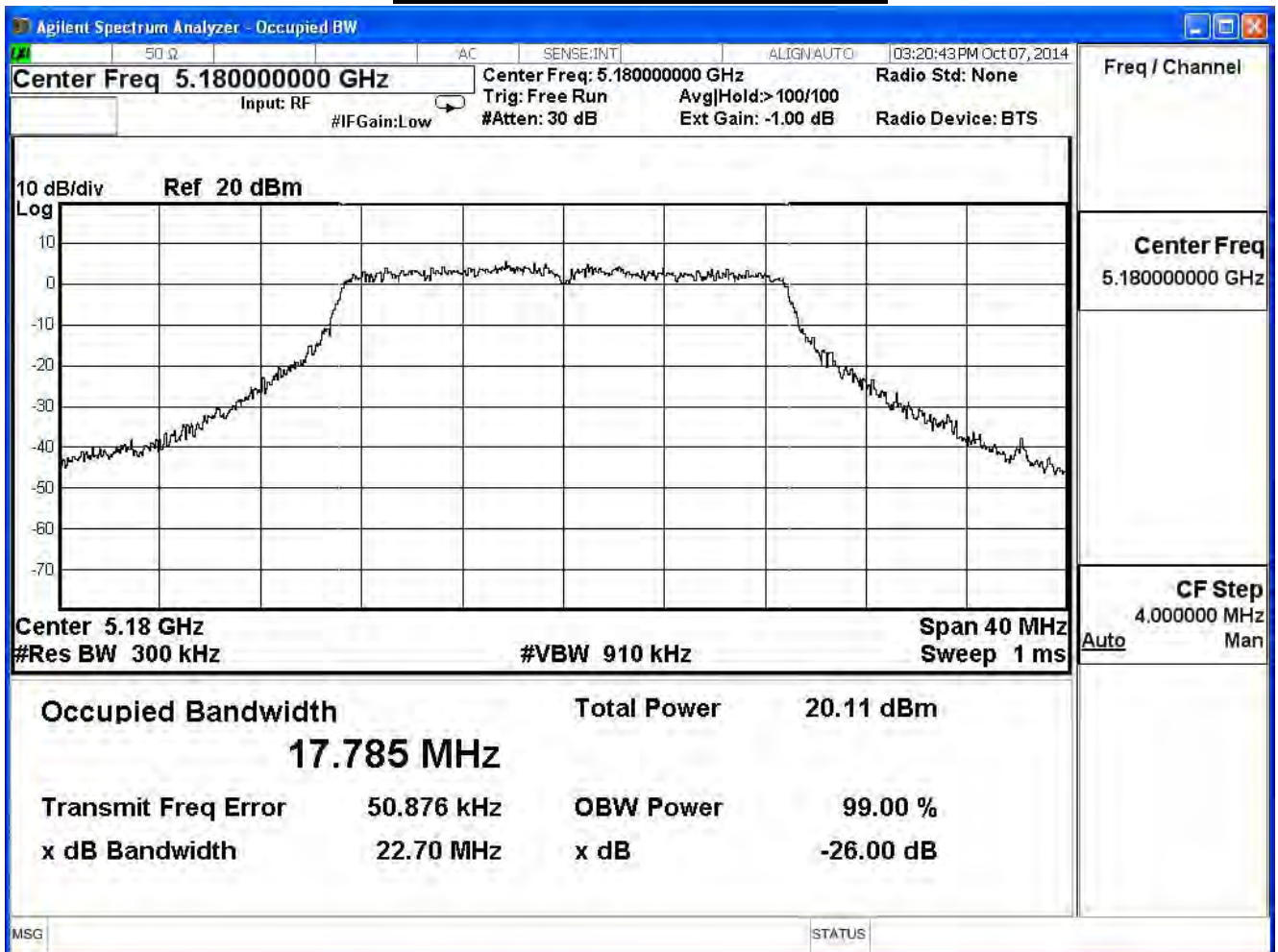
99% & 26dB Bandwidth – Channel 48



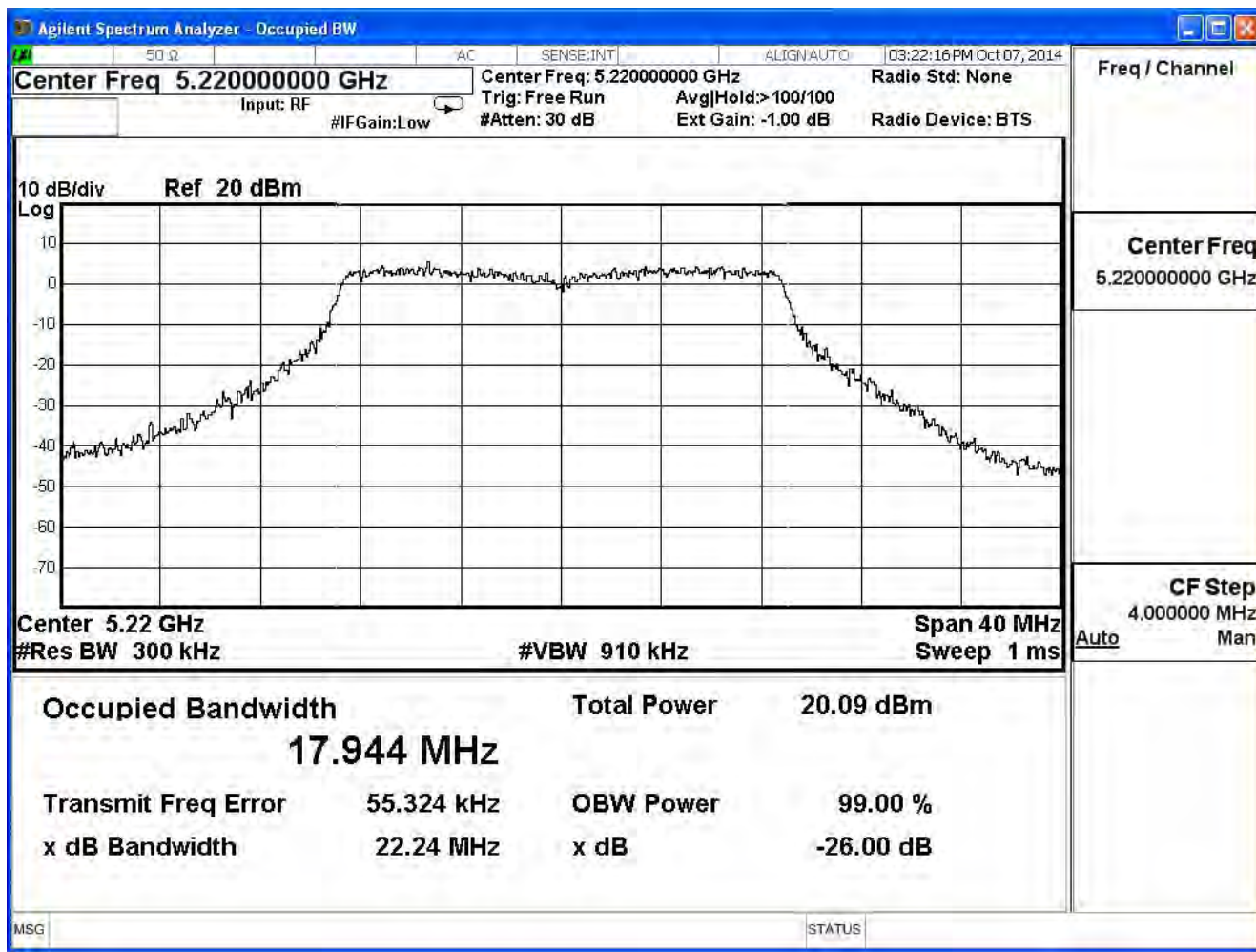
| | | | |
|--------------|-----------------------------|-----------|-----|
| Product | VDSL2 Security Firewall | | |
| Test Item | 99% & 26dB Bandwidth | | |
| Test Mode | Mode 1: Transmit (CDD Mode) | | |
| Date of Test | 2014/10/07 | Test Site | SR7 |

| 802.11n_20M(ANT 0) | | | | | |
|--------------------|-----------------|----------------------|---------------------|-------------|--------|
| Channel No. | Frequency (MHz) | 26dB Bandwidth (MHz) | 99% Bandwidth (MHz) | Limit (MHz) | Result |
| 36 | 5180 | 22.700 | 17.785 | -- | Pass |
| 44 | 5220 | 22.240 | 17.944 | -- | Pass |
| 48 | 5240 | 22.800 | 17.911 | -- | Pass |

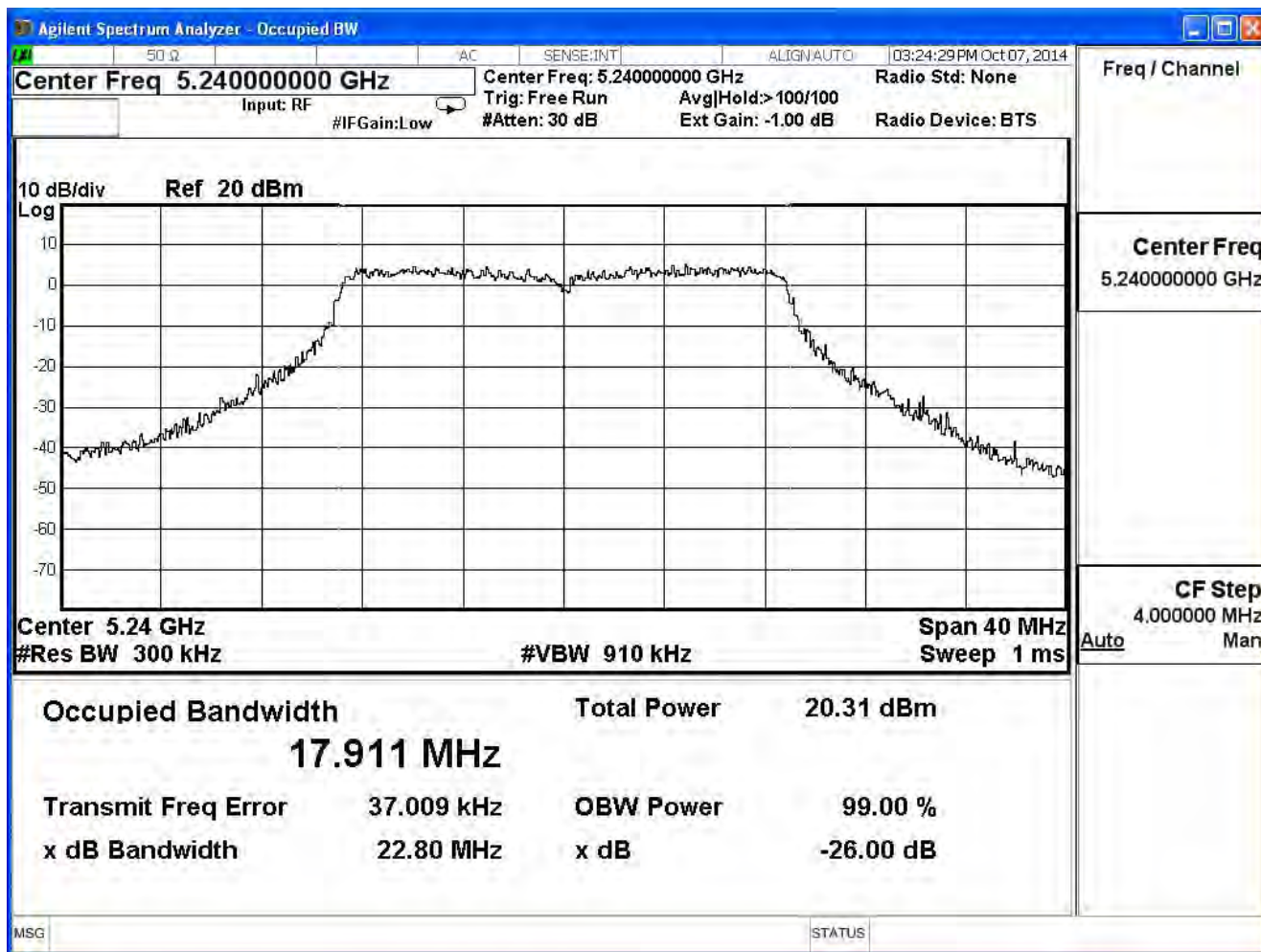
99% & 26dB Bandwidth – Channel 36



99% & 26dB Bandwidth – Channel 44



99% & 26dB Bandwidth – Channel 48

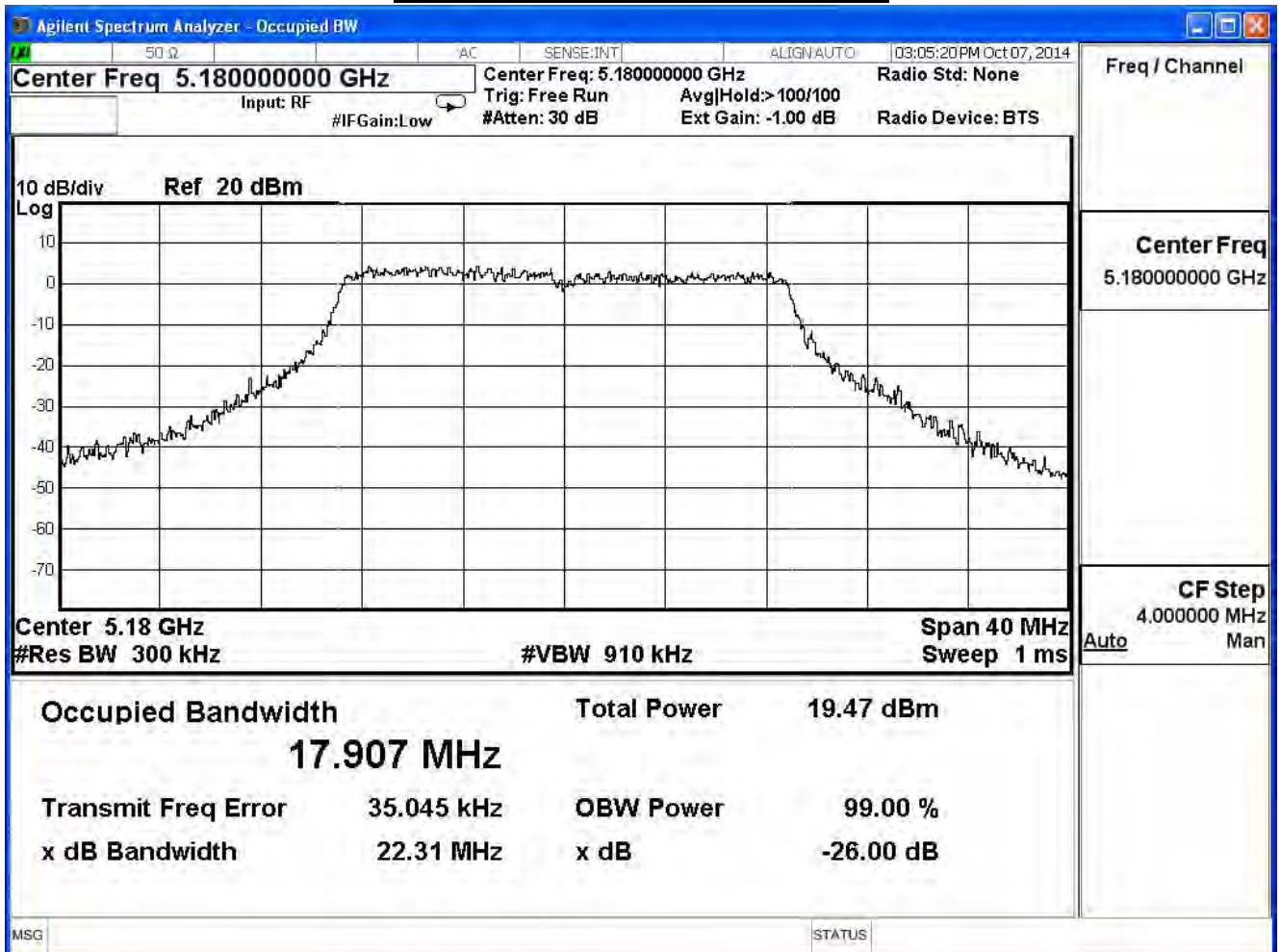


| | | | |
|--------------|-----------------------------|-----------|-----|
| Product | VDSL2 Security Firewall | | |
| Test Item | 99% & 26dB Bandwidth | | |
| Test Mode | Mode 1: Transmit (CDD Mode) | | |
| Date of Test | 2014/10/07 | Test Site | SR7 |

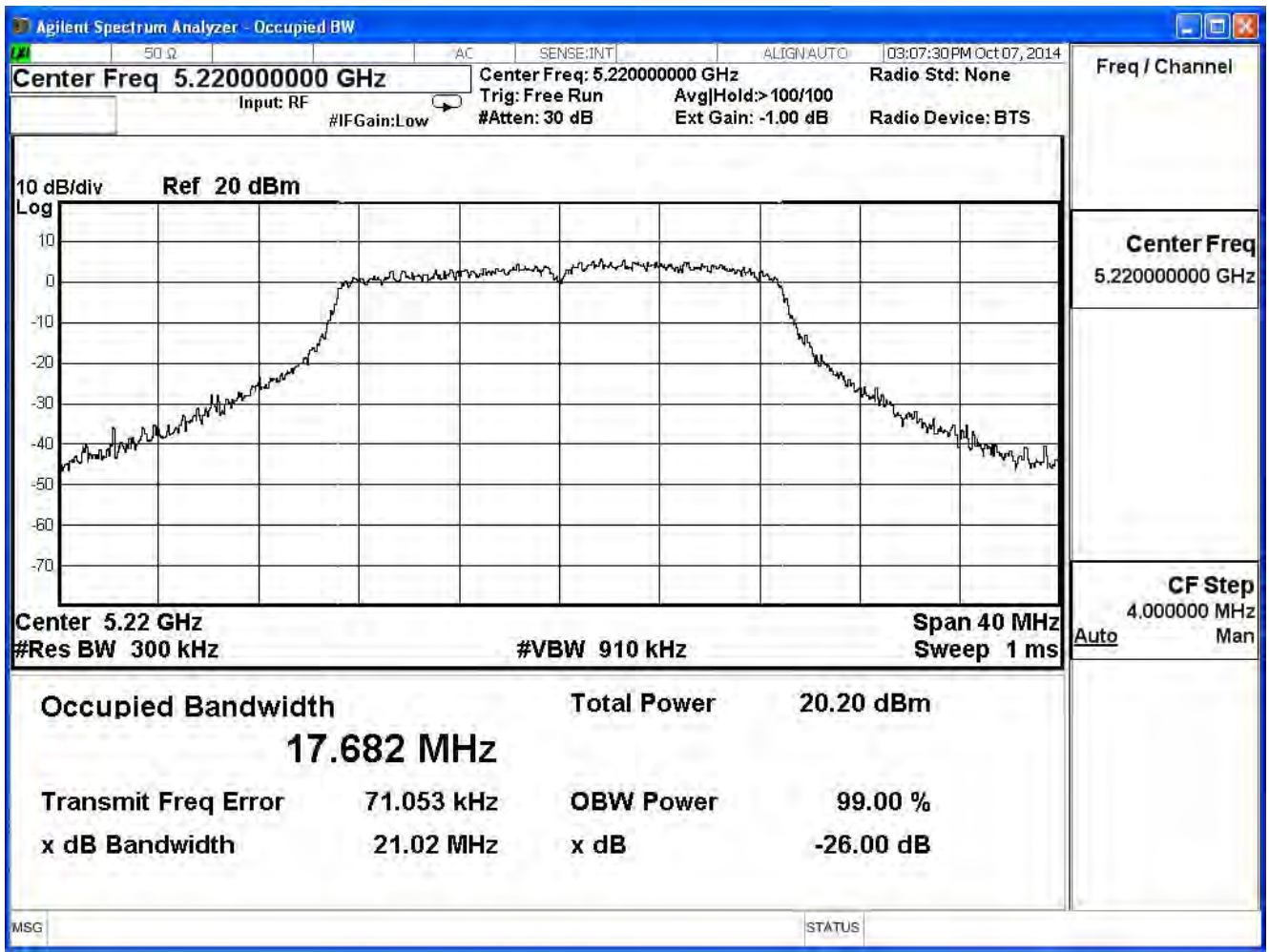
802.11n_20M(ANT 1)

| Channel No. | Frequency (MHz) | 26dB Bandwidth (MHz) | 99% Bandwidth (MHz) | Limit (MHz) | Result |
|-------------|-----------------|----------------------|---------------------|-------------|--------|
| 36 | 5180 | 22.310 | 17.907 | -- | Pass |
| 44 | 5220 | 21.020 | 17.682 | -- | Pass |
| 48 | 5240 | 23.240 | 17.876 | -- | Pass |

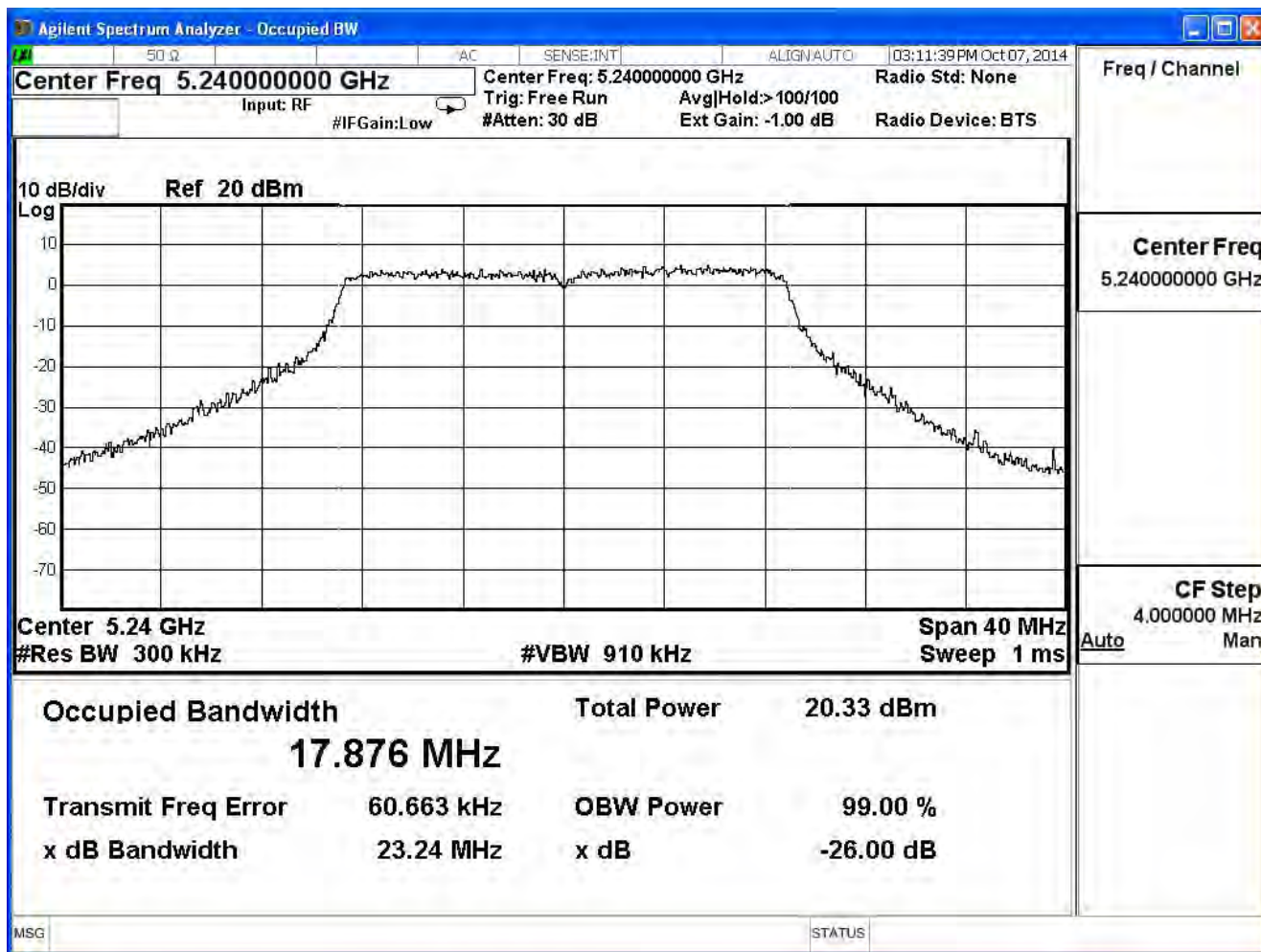
99% & 26dB Bandwidth – Channel 36



99% & 26dB Bandwidth – Channel 44



99% & 26dB Bandwidth – Channel 48

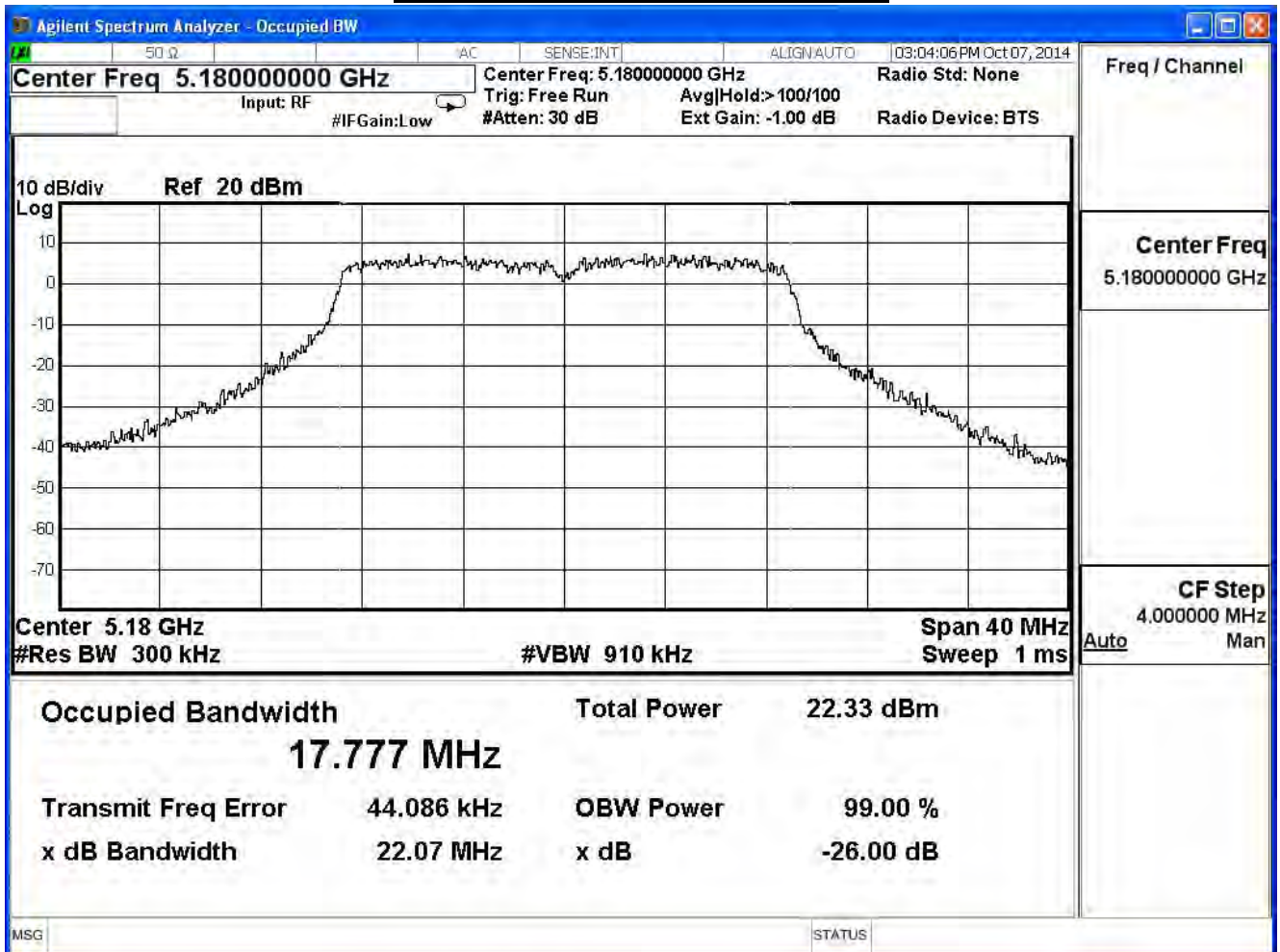


| | | | |
|--------------|-----------------------------|-----------|-----|
| Product | VDSL2 Security Firewall | | |
| Test Item | 99% & 26dB Bandwidth | | |
| Test Mode | Mode 1: Transmit (CDD Mode) | | |
| Date of Test | 2014/10/07 | Test Site | SR7 |

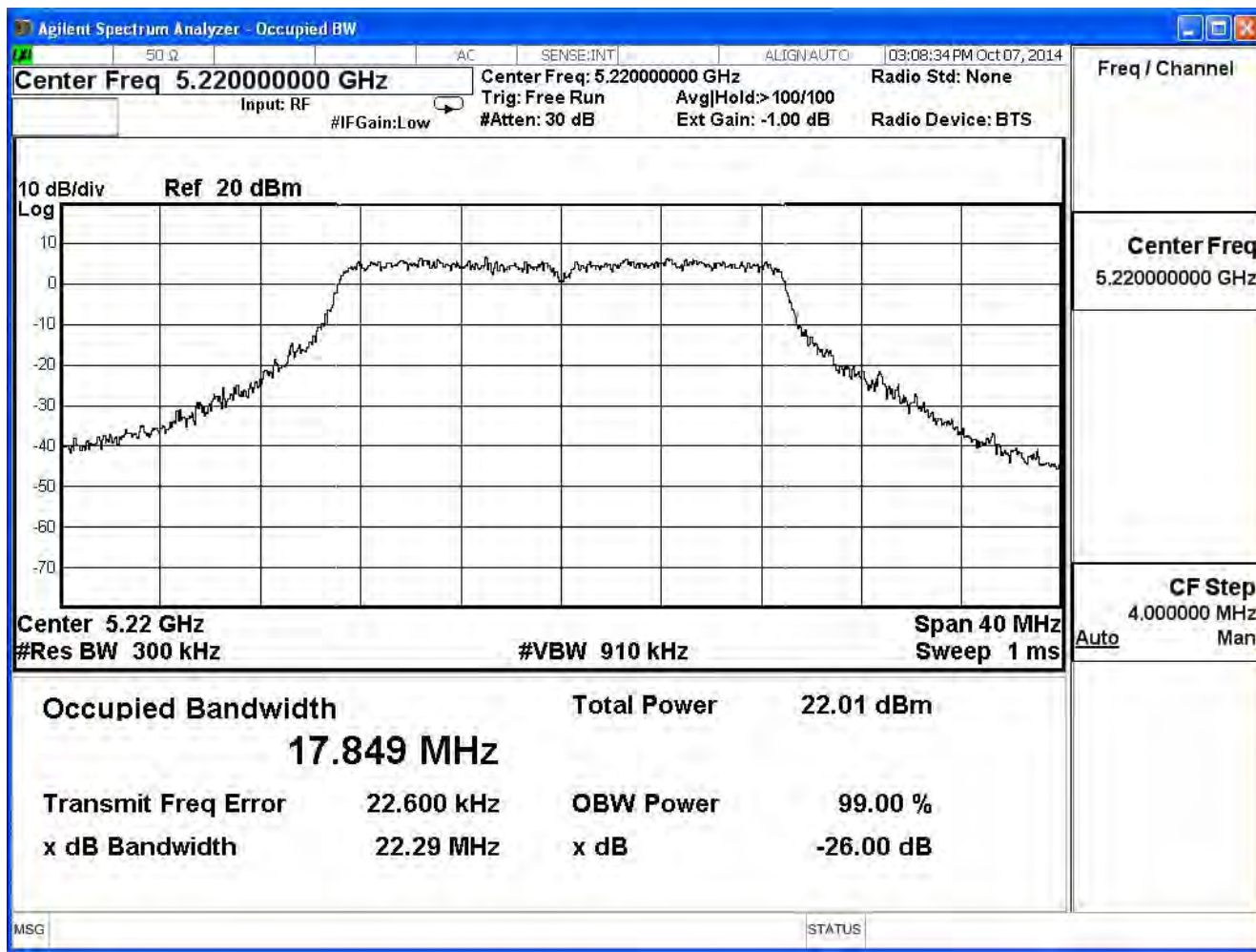
802.11n_20M(ANT 2)

| Channel No. | Frequency (MHz) | 26dB Bandwidth (MHz) | 99% Bandwidth (MHz) | Limit (MHz) | Result |
|-------------|-----------------|----------------------|---------------------|-------------|--------|
| 36 | 5180 | 22.070 | 17.777 | -- | Pass |
| 44 | 5220 | 22.290 | 17.849 | -- | Pass |
| 48 | 5240 | 22.380 | 17.817 | -- | Pass |

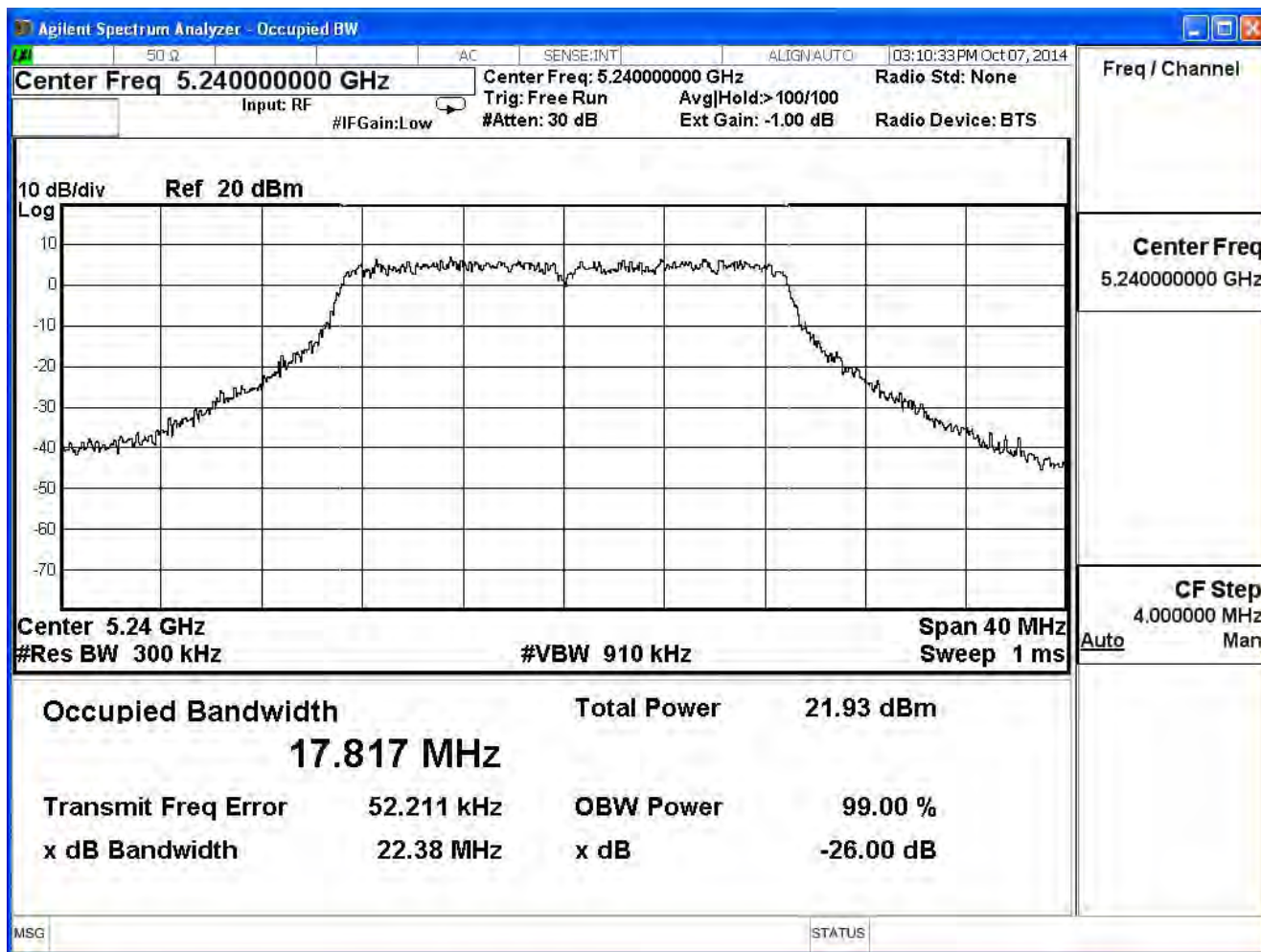
99% & 26dB Bandwidth – Channel 36



99% & 26dB Bandwidth – Channel 44



99% & 26dB Bandwidth – Channel 48

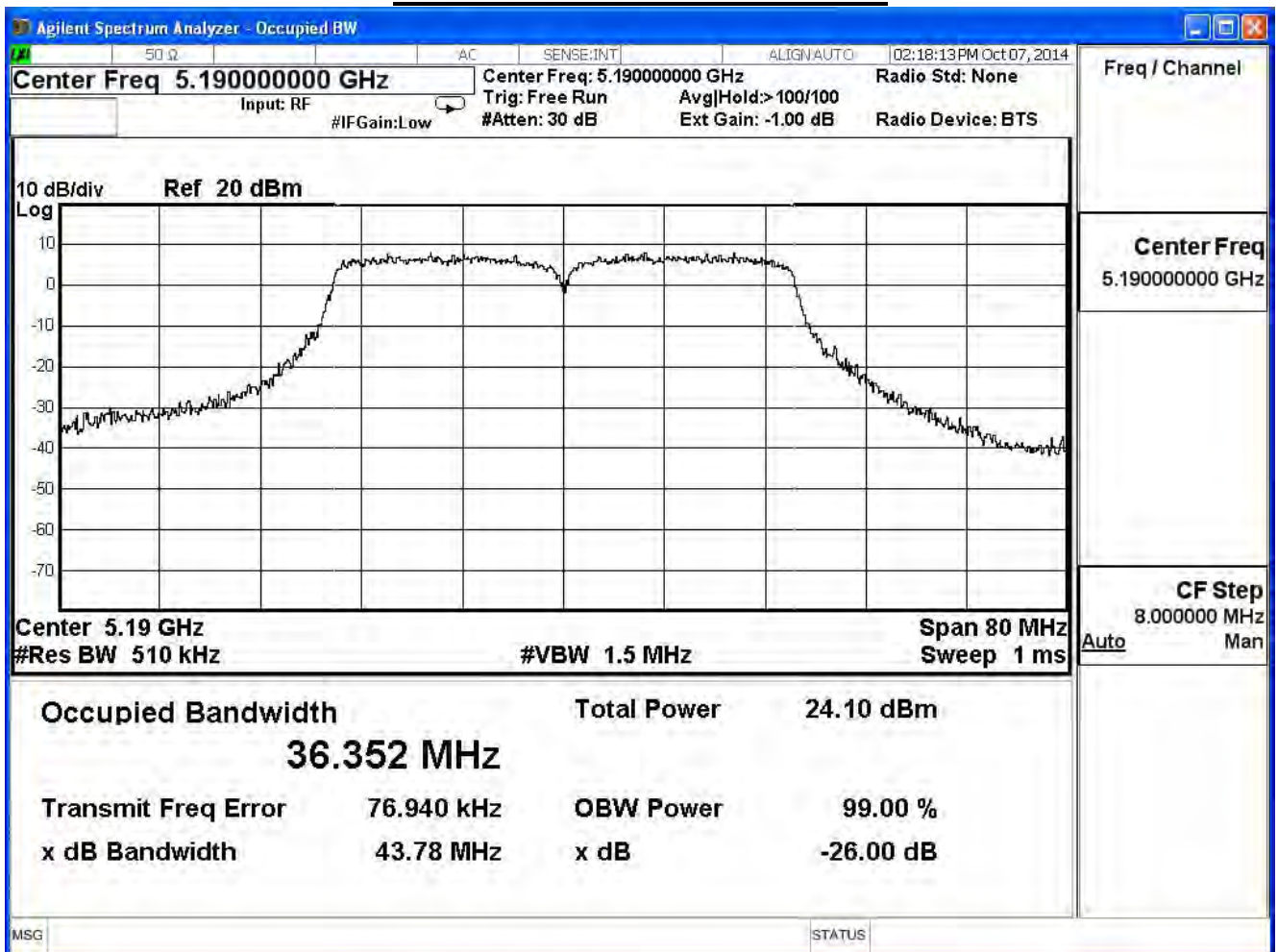


| | | | |
|--------------|-----------------------------|-----------|-----|
| Product | VDSL2 Security Firewall | | |
| Test Item | 99% & 26dB Bandwidth | | |
| Test Mode | Mode 1: Transmit (CDD Mode) | | |
| Date of Test | 2014/10/07 | Test Site | SR7 |

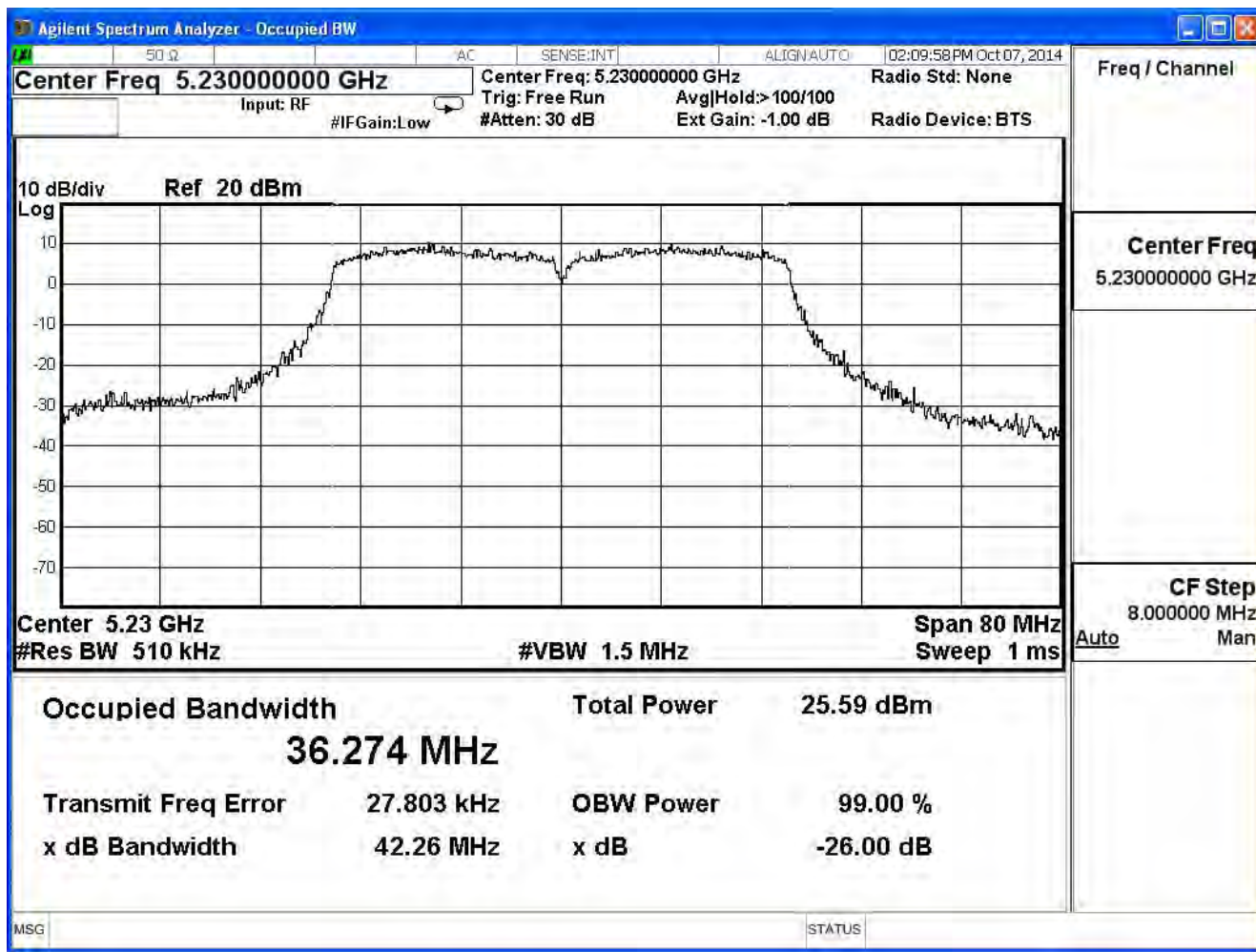
802.11n_40M(ANT 0)

| Channel No. | Frequency (MHz) | 26dB Bandwidth (MHz) | 99% Bandwidth (MHz) | Limit (MHz) | Result |
|-------------|-----------------|----------------------|---------------------|-------------|--------|
| 38 | 5190 | 43.780 | 36.352 | -- | Pass |
| 46 | 5230 | 42.260 | 36.274 | -- | Pass |

99% & 26dB Bandwidth – Channel 38



99% & 26dB Bandwidth – Channel 46

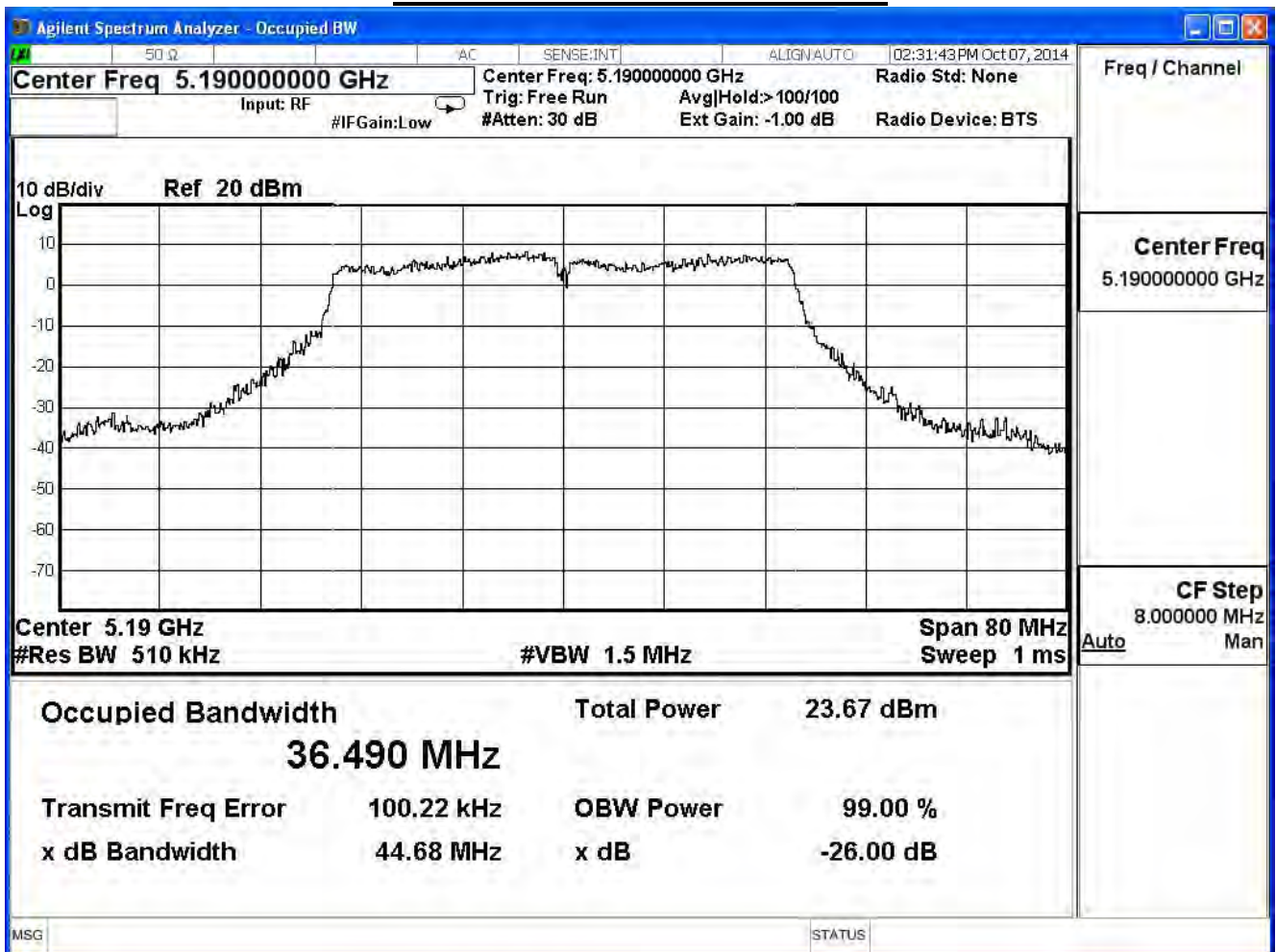


| | | | |
|--------------|-----------------------------|-----------|-----|
| Product | VDSL2 Security Firewall | | |
| Test Item | 99% & 26dB Bandwidth | | |
| Test Mode | Mode 1: Transmit (CDD Mode) | | |
| Date of Test | 2014/10/07 | Test Site | SR7 |

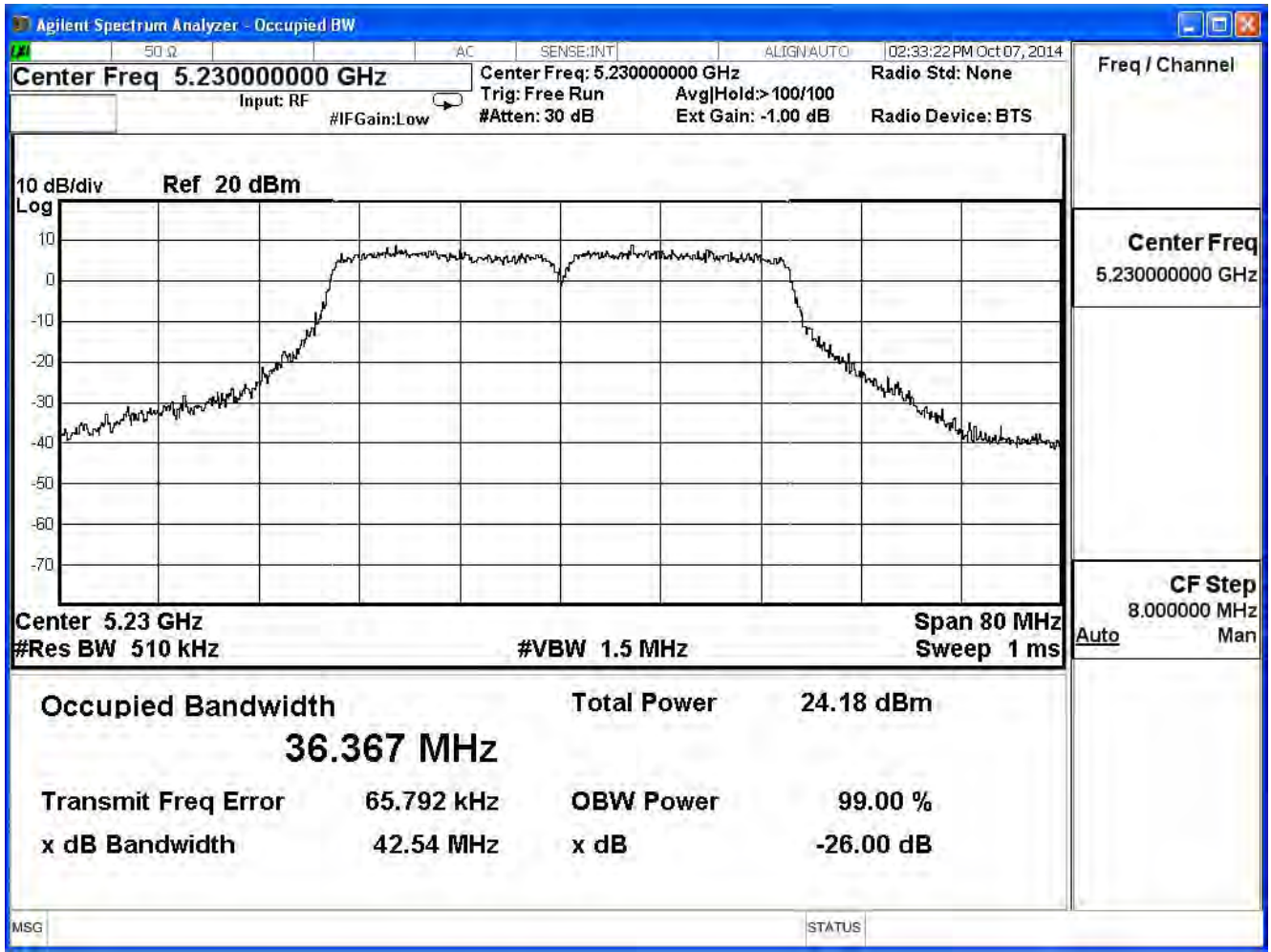
802.11n_40M(ANT 1)

| Channel No. | Frequency (MHz) | 26dB Bandwidth (MHz) | 99% Bandwidth (MHz) | Limit (MHz) | Result |
|-------------|-----------------|----------------------|---------------------|-------------|--------|
| 38 | 5190 | 44.680 | 36.490 | -- | Pass |
| 46 | 5230 | 42.540 | 36.367 | -- | Pass |

99% & 26dB Bandwidth – Channel 38



99% & 26dB Bandwidth – Channel 46

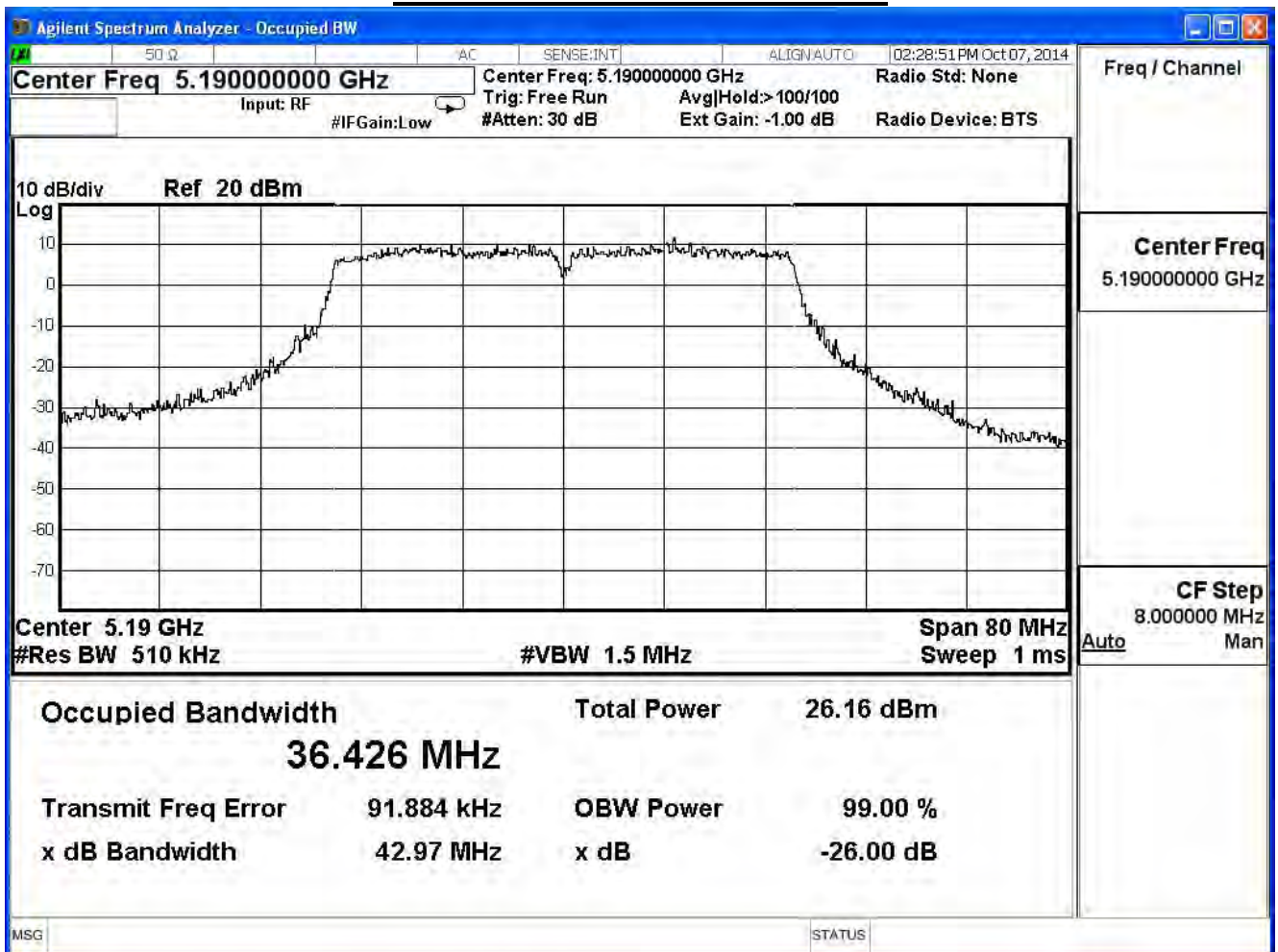


| | | | |
|--------------|-----------------------------|-----------|-----|
| Product | VDSL2 Security Firewall | | |
| Test Item | 99% & 26dB Bandwidth | | |
| Test Mode | Mode 1: Transmit (CDD Mode) | | |
| Date of Test | 2014/10/07 | Test Site | SR7 |

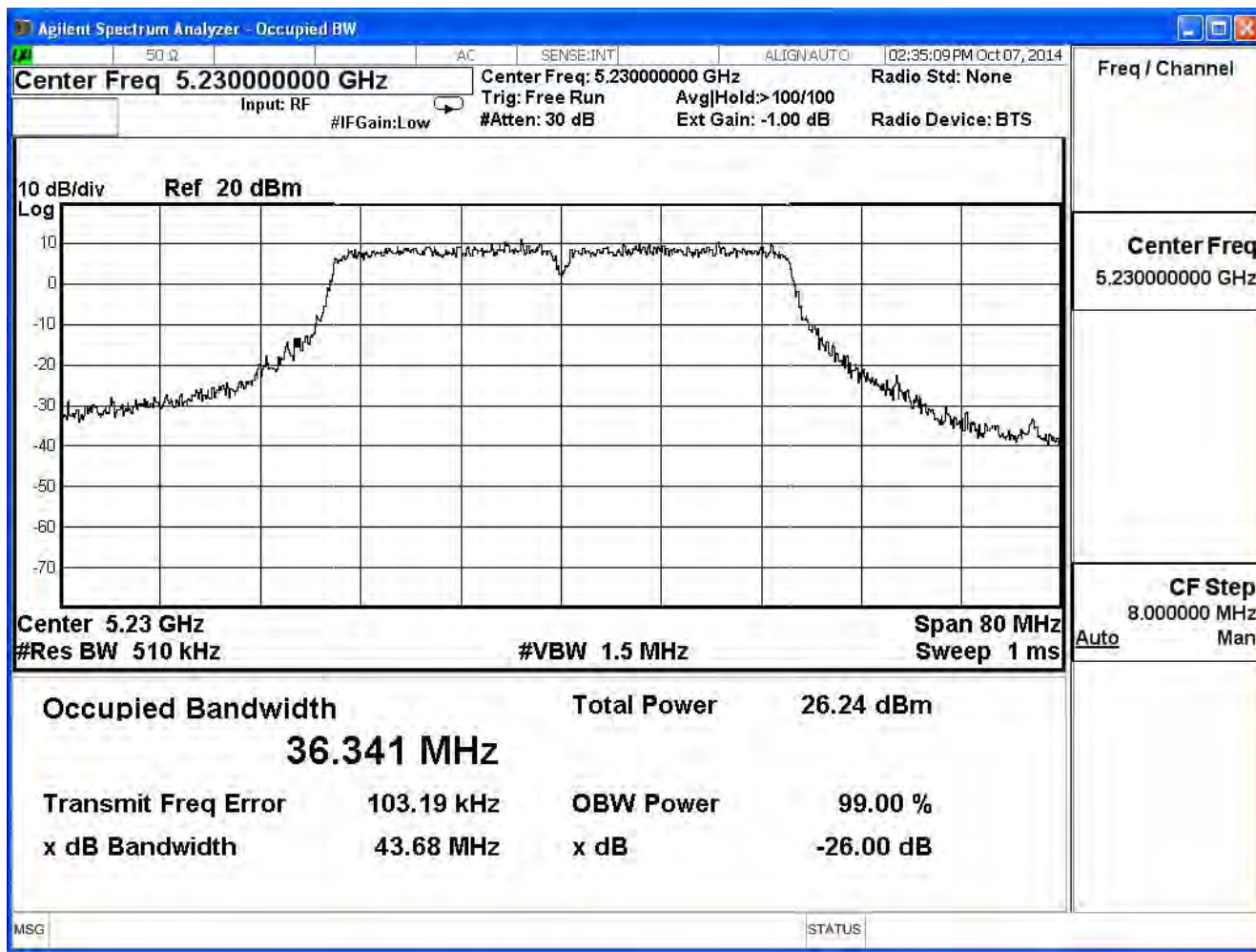
802.11n_40M(ANT 2)

| Channel No. | Frequency (MHz) | 26dB Bandwidth (MHz) | 99% Bandwidth (MHz) | Limit (MHz) | Result |
|-------------|-----------------|----------------------|---------------------|-------------|--------|
| 38 | 5190 | 42.970 | 36.426 | -- | Pass |
| 46 | 5230 | 43.680 | 36.341 | -- | Pass |

99% & 26dB Bandwidth – Channel 38



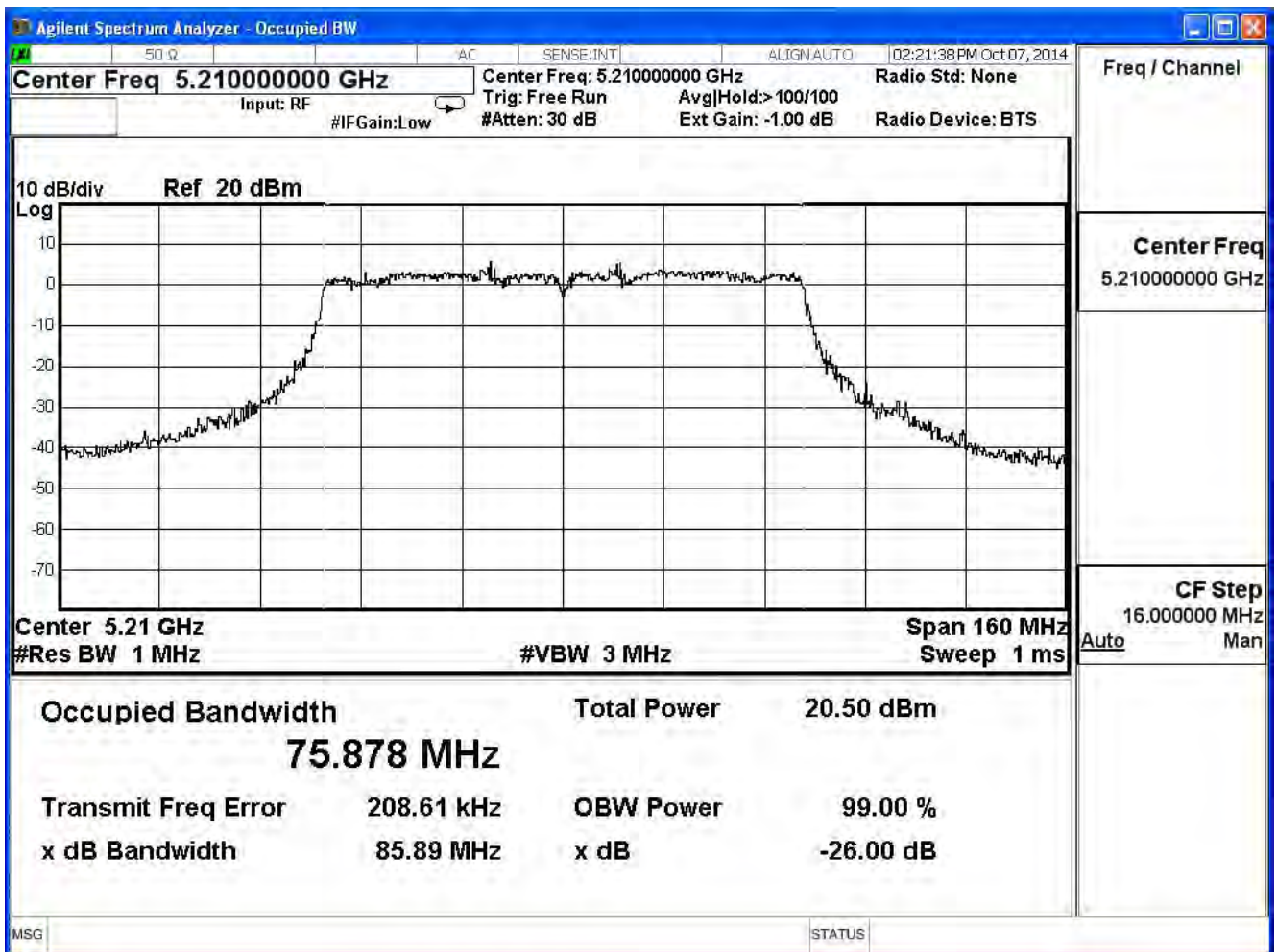
99% & 26dB Bandwidth – Channel 46



| | | | |
|--------------|-----------------------------|-----------|-----|
| Product | VDSL2 Security Firewall | | |
| Test Item | 99% & 26dB Bandwidth | | |
| Test Mode | Mode 1: Transmit (CDD Mode) | | |
| Date of Test | 2014/10/07 | Test Site | SR7 |

| 802.11ac(80M) (ANT 0) | | | | | |
|-----------------------|-----------------|----------------------|---------------------|-------------|--------|
| Channel No. | Frequency (MHz) | 26dB Bandwidth (MHz) | 99% Bandwidth (MHz) | Limit (MHz) | Result |
| 42 | 5210 | 85.890 | 75.878 | | Pass |

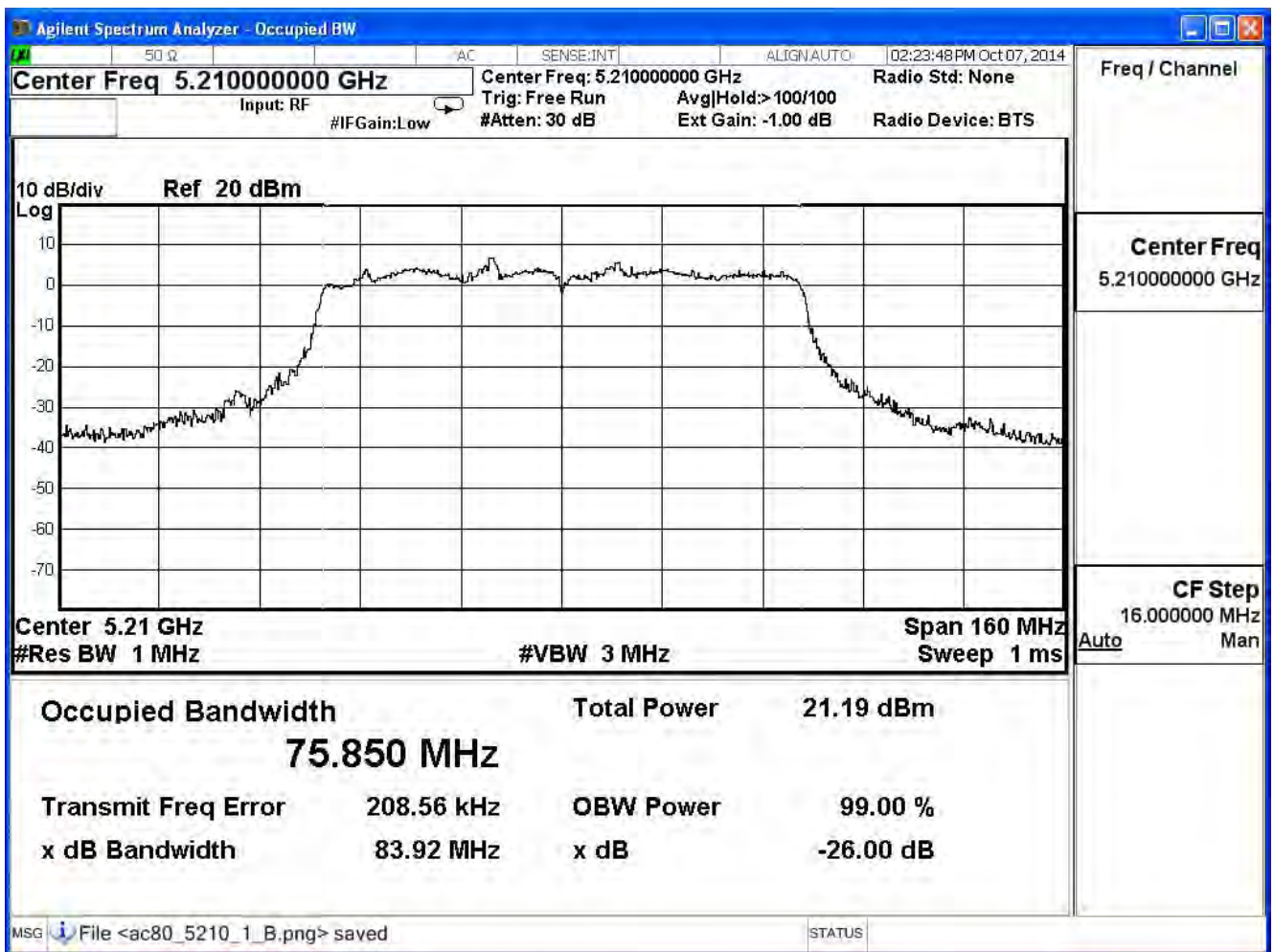
99% & 26dB Bandwidth – Channel 42



| | | | |
|--------------|-----------------------------|-----------|-----|
| Product | VDSL2 Security Firewall | | |
| Test Item | 99% & 26dB Bandwidth | | |
| Test Mode | Mode 1: Transmit (CDD Mode) | | |
| Date of Test | 2014/10/07 | Test Site | SR7 |

| 802.11ac(80M) (ANT 1) | | | | | |
|-----------------------|-----------------|----------------------|---------------------|-------------|--------|
| Channel No. | Frequency (MHz) | 26dB Bandwidth (MHz) | 99% Bandwidth (MHz) | Limit (MHz) | Result |
| 42 | 5210 | 83.920 | 75.850 | -- | Pass |

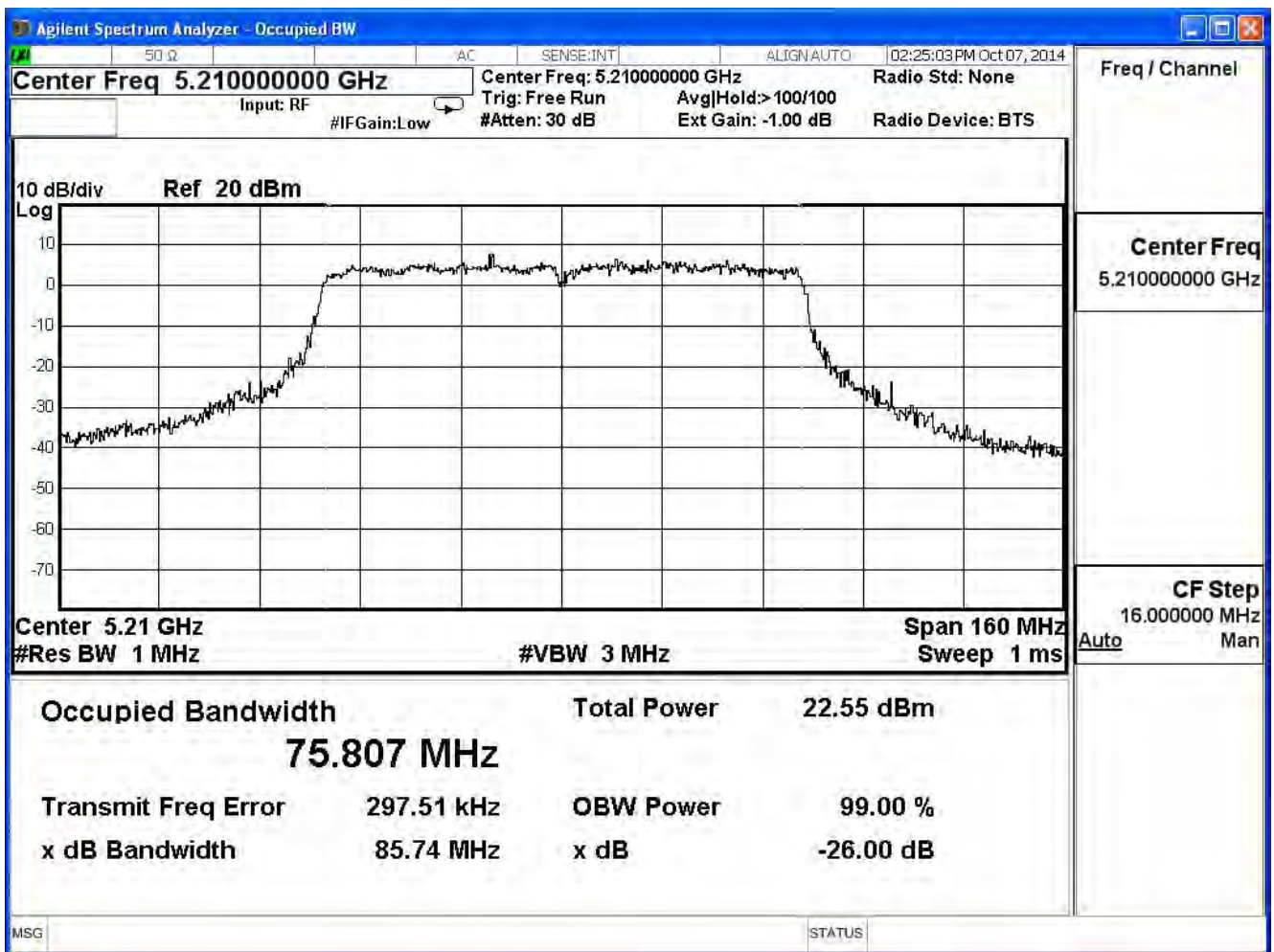
99% & 26dB Bandwidth – Channel 42



| | | | |
|--------------|-----------------------------|-----------|-----|
| Product | VDSL2 Security Firewall | | |
| Test Item | 99% & 26dB Bandwidth | | |
| Test Mode | Mode 1: Transmit (CDD Mode) | | |
| Date of Test | 2014/10/07 | Test Site | SR7 |

| 802.11ac(80M) (ANT 2) | | | | | |
|-----------------------|-----------------|----------------------|---------------------|-------------|--------|
| Channel No. | Frequency (MHz) | 26dB Bandwidth (MHz) | 99% Bandwidth (MHz) | Limit (MHz) | Result |
| 42 | 5210 | 85.740 | 75.807 | -- | Pass |

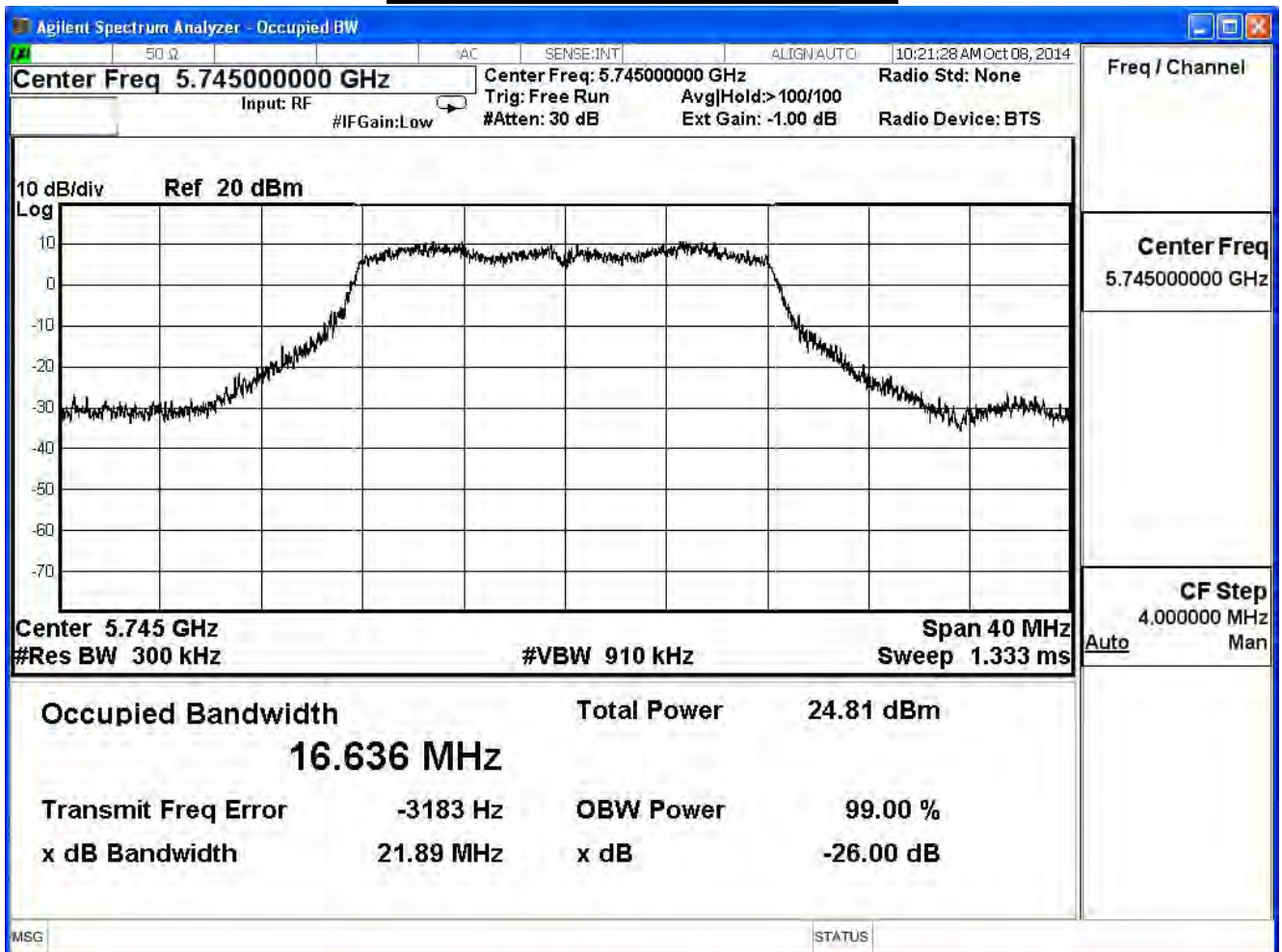
99% & 26dB Bandwidth – Channel 42



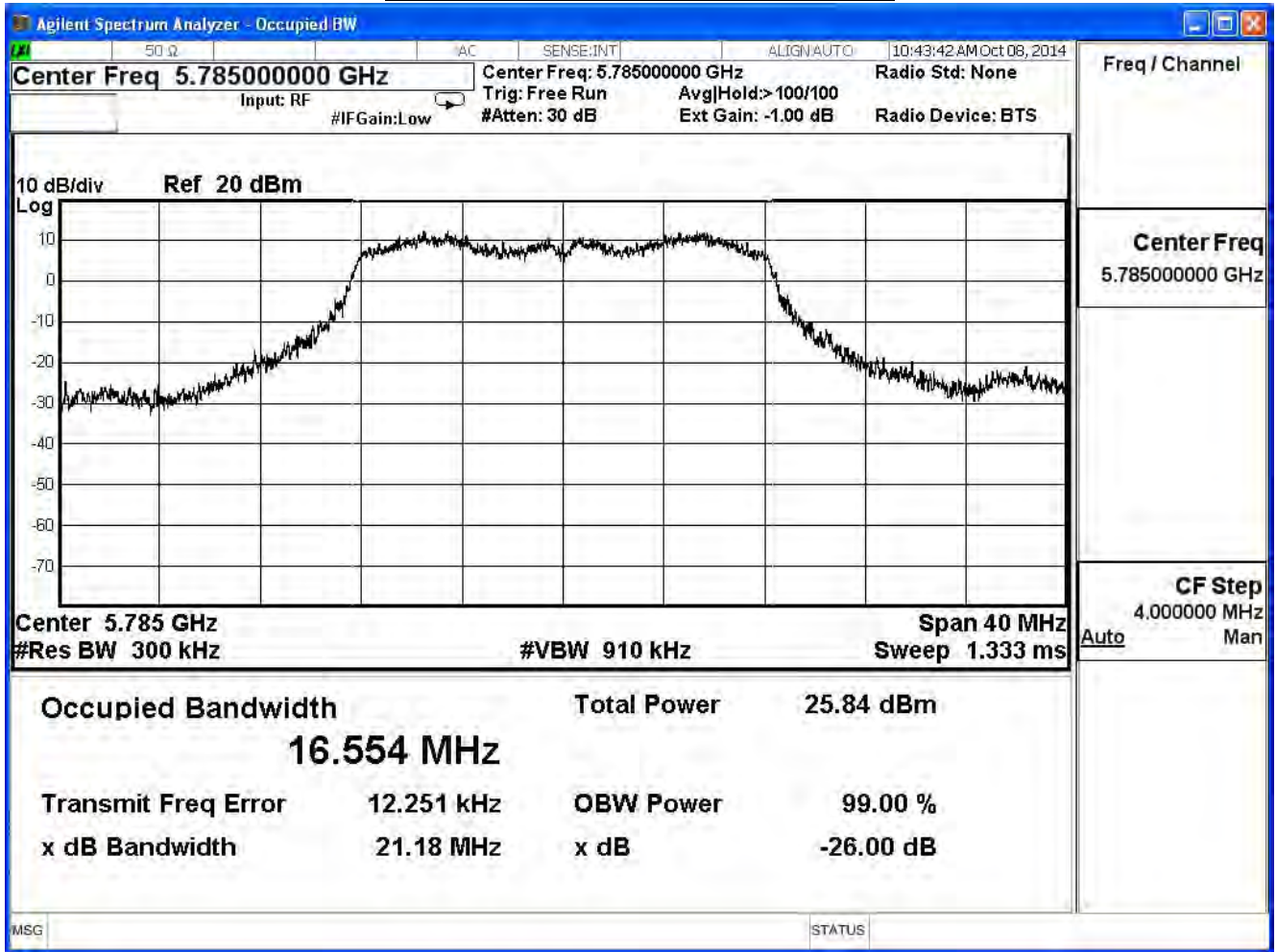
| | | | |
|--------------|-----------------------------|-----------|-----|
| Product | VDSL2 Security Firewall | | |
| Test Item | 99% & 26dB Bandwidth | | |
| Test Mode | Mode 1: Transmit (CDD Mode) | | |
| Date of Test | 2014/10/07 | Test Site | SR7 |

| 802.11a (ANT 0) | | | | | |
|-----------------|-----------------|----------------------|---------------------|-------------|--------|
| Channel No. | Frequency (MHz) | 26dB Bandwidth (MHz) | 99% Bandwidth (MHz) | Limit (MHz) | Result |
| 149 | 5745 | 21.890 | 16.636 | -- | Pass |
| 157 | 5785 | 21.180 | 16.554 | -- | Pass |
| 165 | 5825 | 21.160 | 16.805 | -- | Pass |

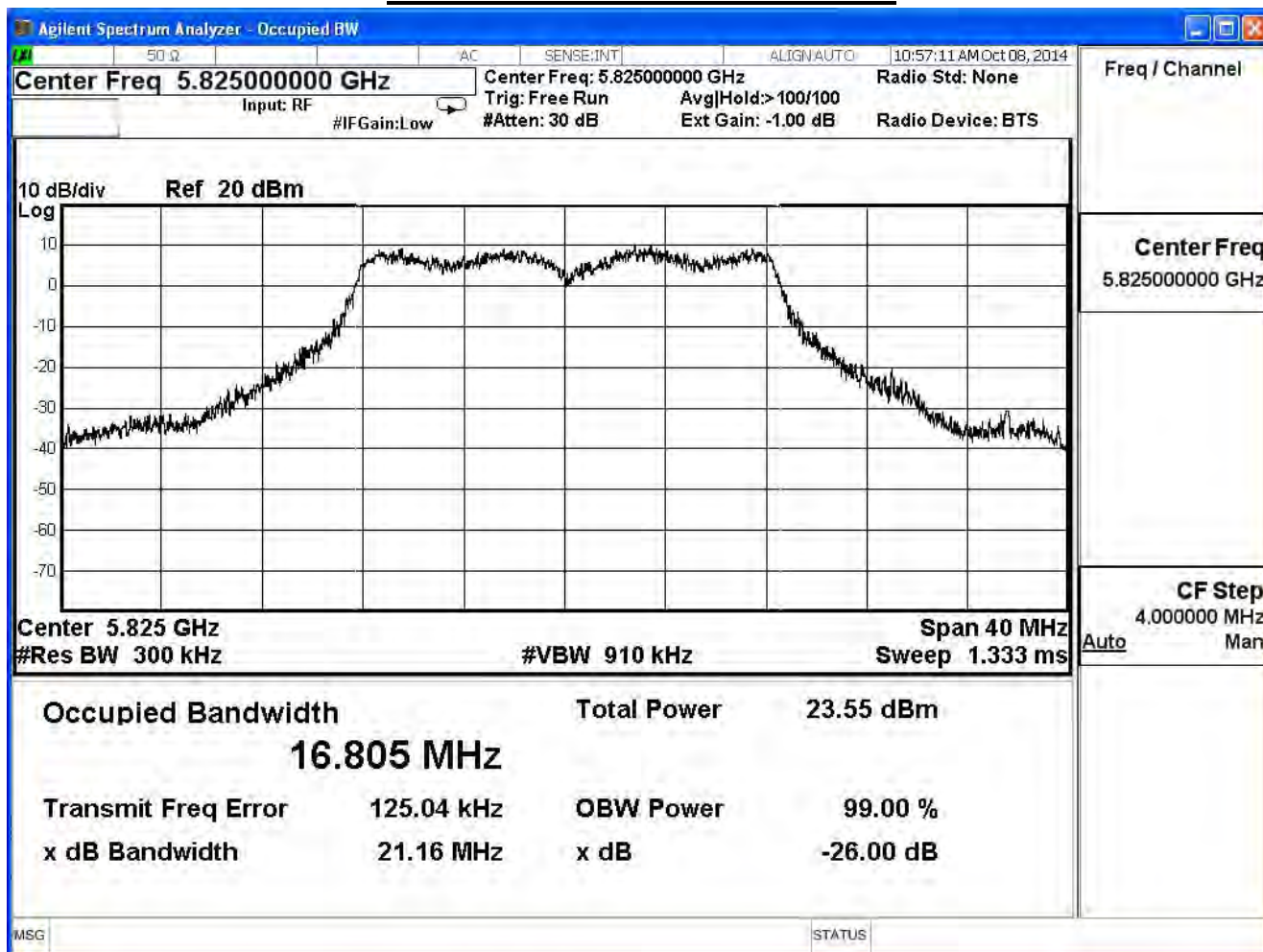
99% & 26dB Bandwidth – Channel 149



99% & 26dB Bandwidth – Channel 157



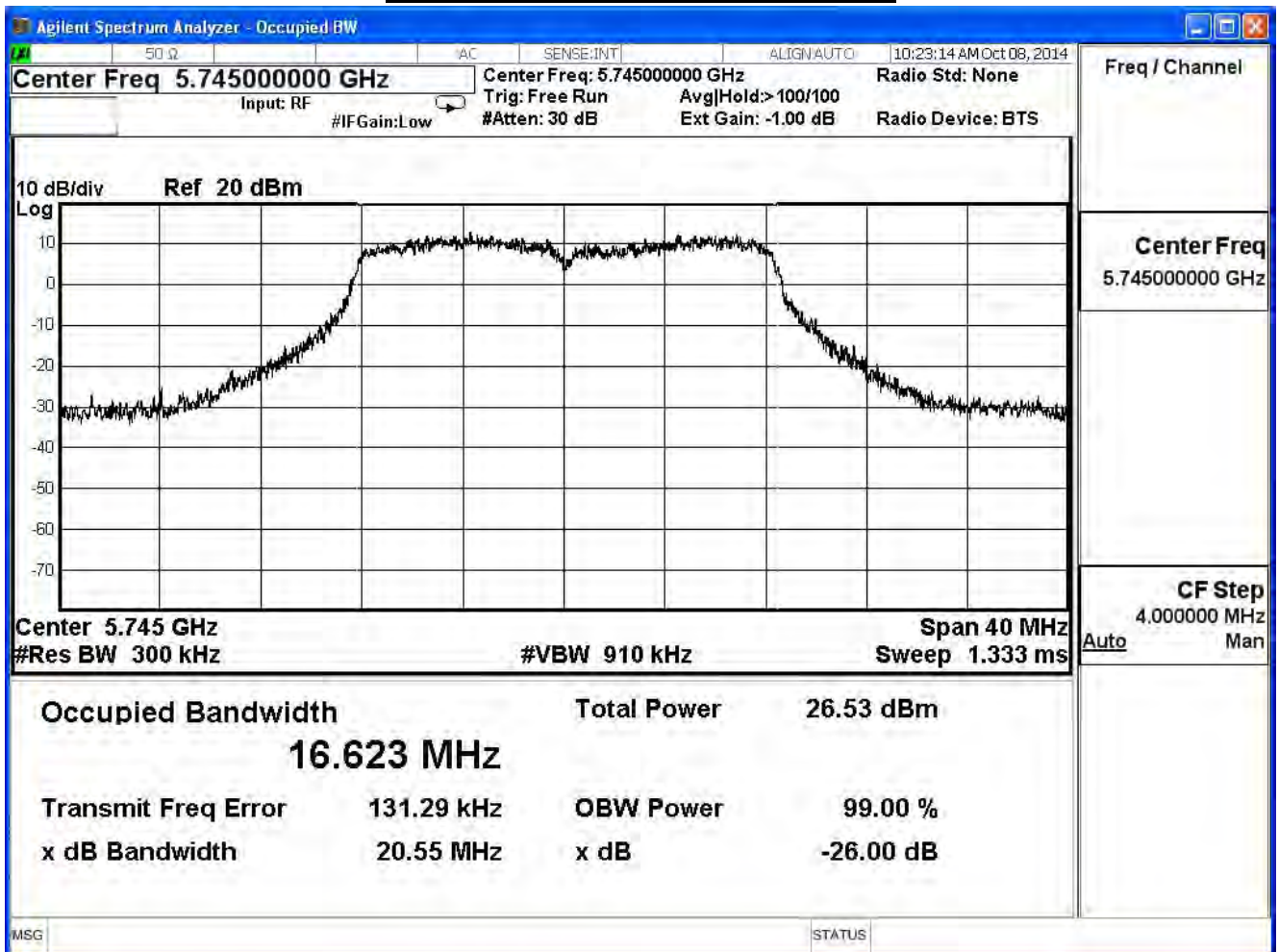
99% & 26dB Bandwidth – Channel 165



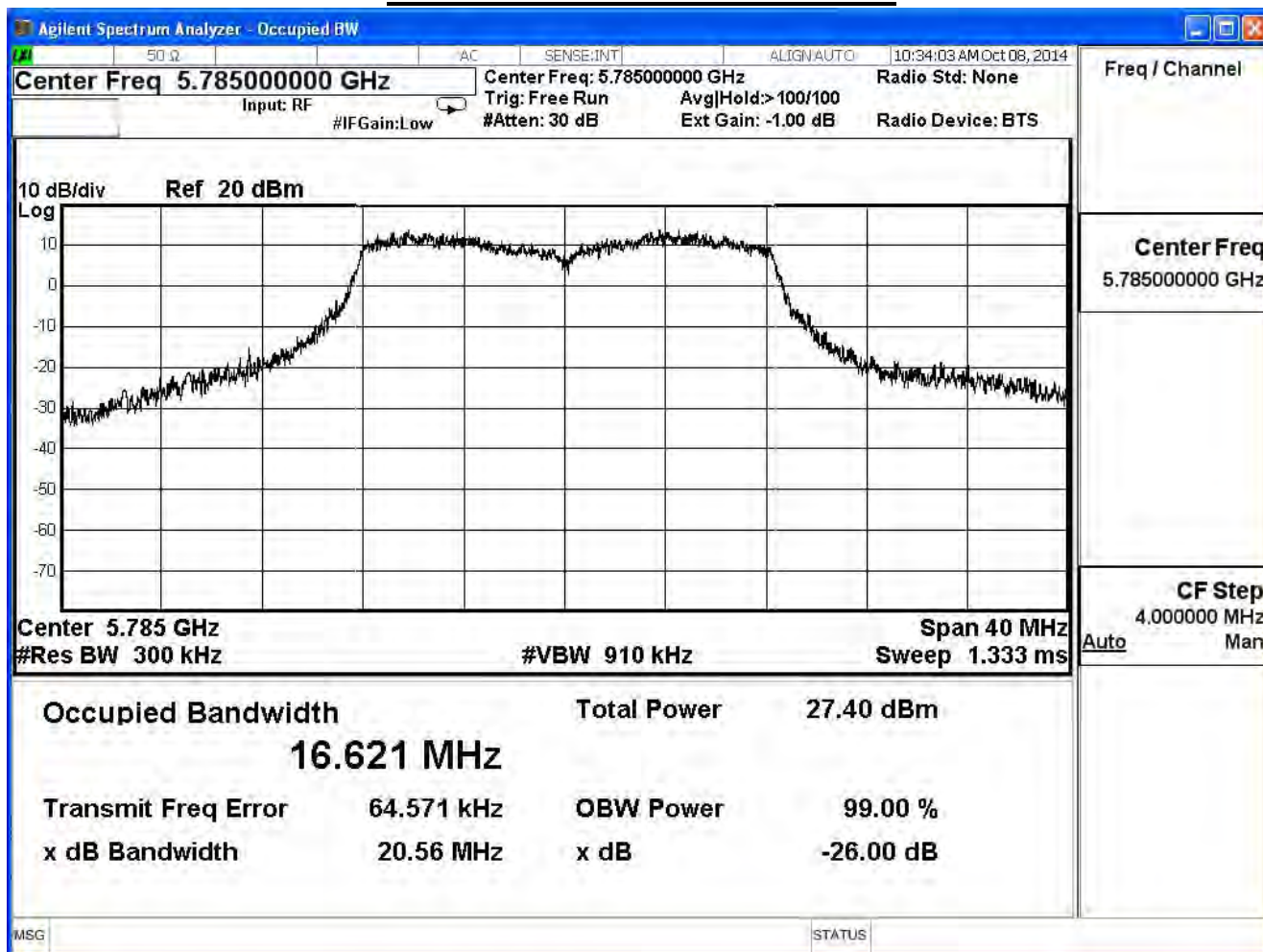
| | | | |
|--------------|-----------------------------|-----------|-----|
| Product | VDSL2 Security Firewall | | |
| Test Item | 99% & 26dB Bandwidth | | |
| Test Mode | Mode 1: Transmit (CDD Mode) | | |
| Date of Test | 2014/10/07 | Test Site | SR7 |

| 802.11a (ANT 1) | | | | | |
|-----------------|-----------------|----------------------|---------------------|-------------|--------|
| Channel No. | Frequency (MHz) | 26dB Bandwidth (MHz) | 99% Bandwidth (MHz) | Limit (MHz) | Result |
| 149 | 5745 | 20.550 | 16.623 | -- | Pass |
| 157 | 5785 | 20.560 | 16.621 | -- | Pass |
| 165 | 5825 | 20.980 | 16.690 | -- | Pass |

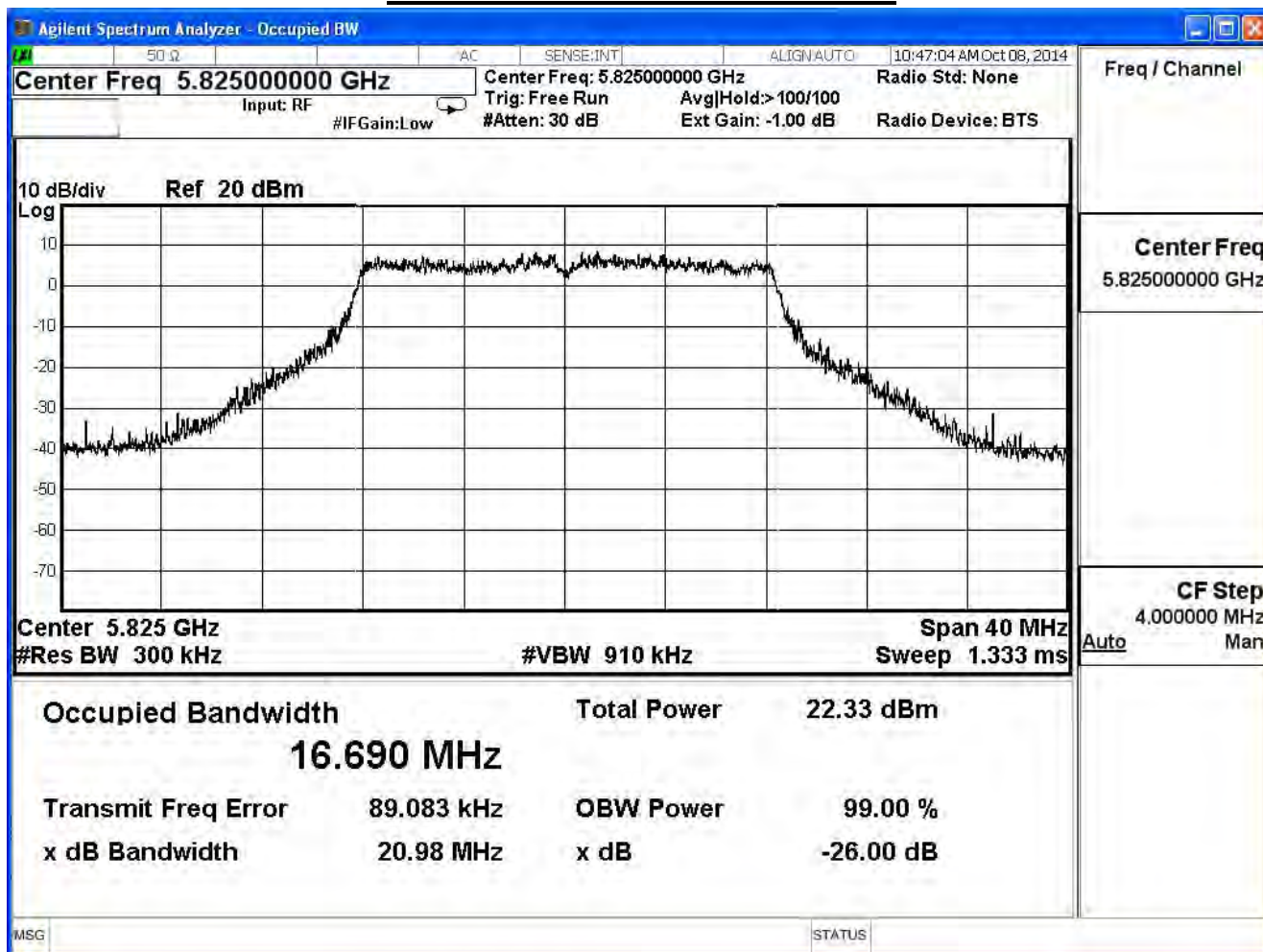
99% & 26dB Bandwidth – Channel 149



99% & 26dB Bandwidth – Channel 157



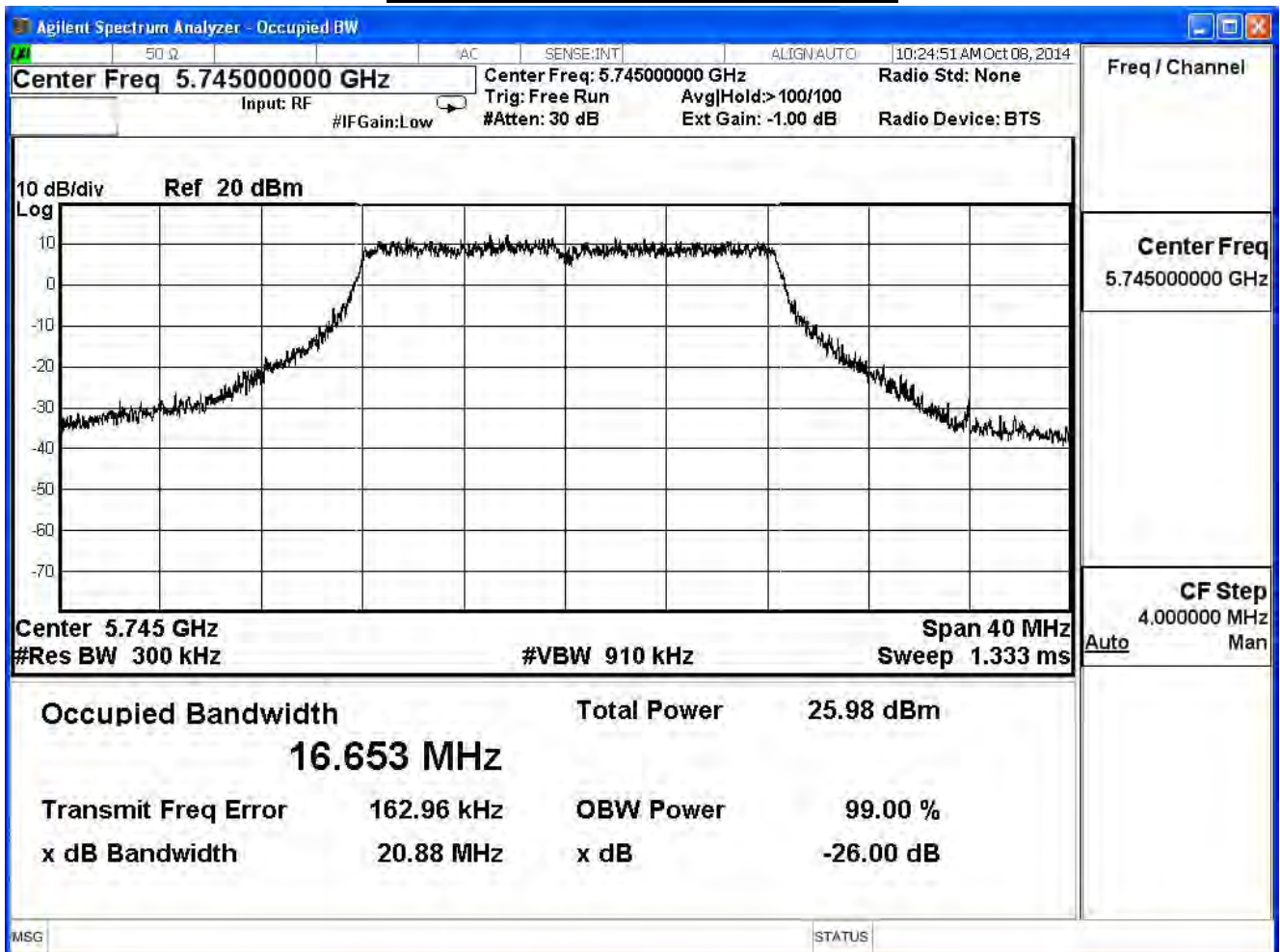
99% & 26dB Bandwidth – Channel 165



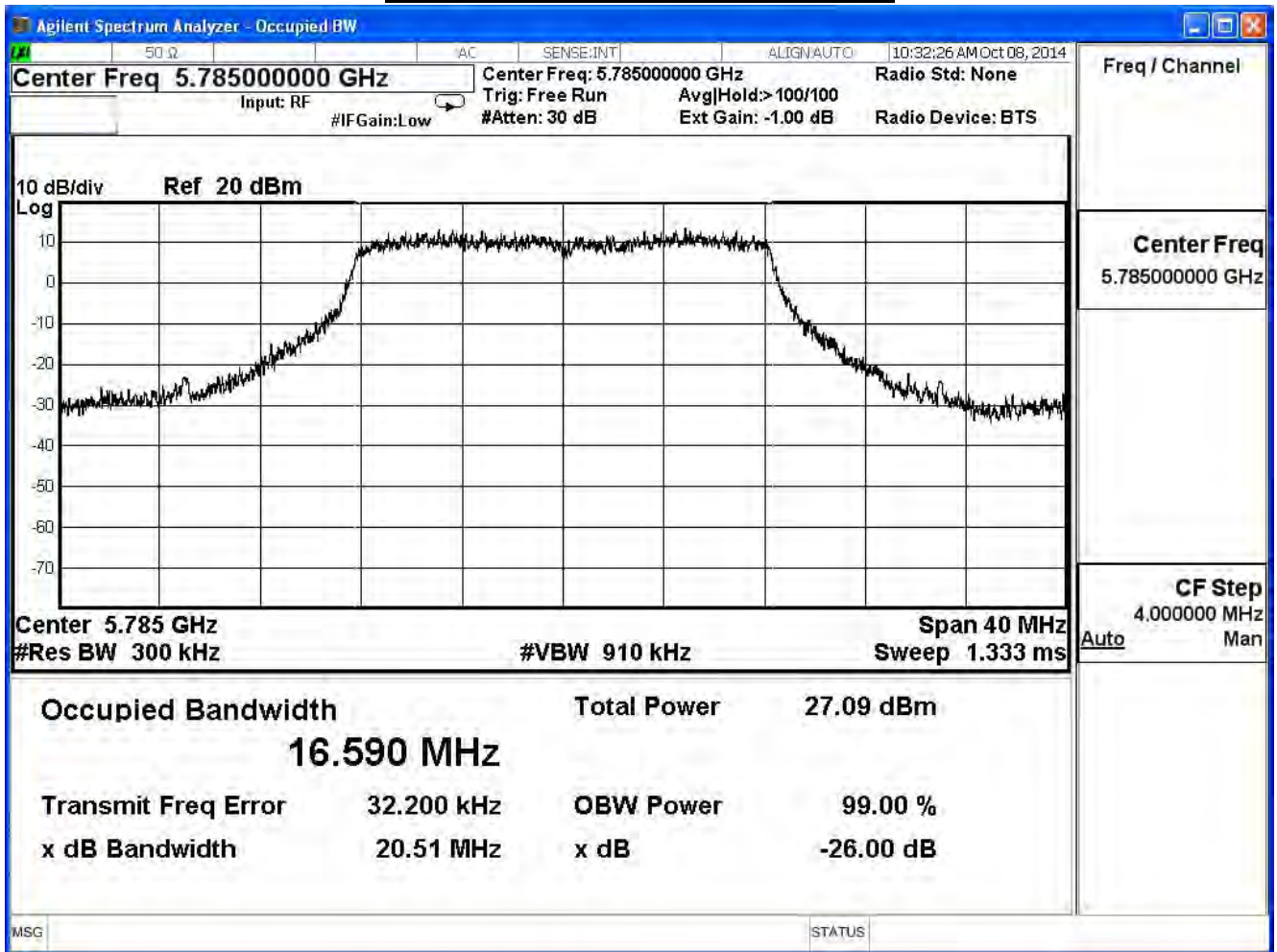
| | | | |
|--------------|-----------------------------|-----------|-----|
| Product | VDSL2 Security Firewall | | |
| Test Item | 99% & 26dB Bandwidth | | |
| Test Mode | Mode 1: Transmit (CDD Mode) | | |
| Date of Test | 2014/10/07 | Test Site | SR7 |

| 802.11a (ANT 2) | | | | | |
|-----------------|-----------------|----------------------|---------------------|-------------|--------|
| Channel No. | Frequency (MHz) | 26dB Bandwidth (MHz) | 99% Bandwidth (MHz) | Limit (MHz) | Result |
| 149 | 5745 | 20.880 | 16.653 | -- | Pass |
| 157 | 5785 | 20.510 | 16.590 | -- | Pass |
| 165 | 5825 | 21.260 | 16.616 | -- | Pass |

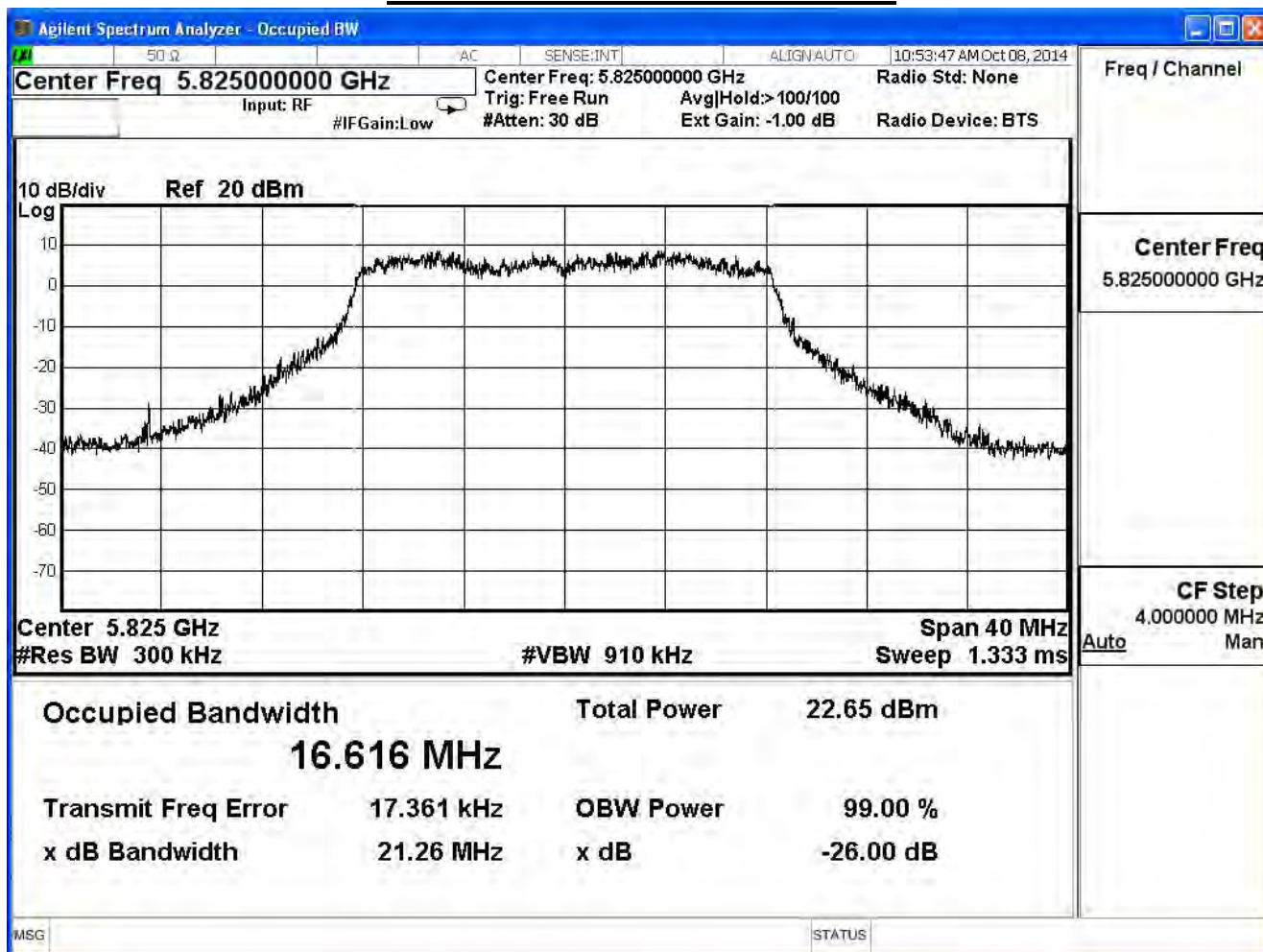
99% & 26dB Bandwidth – Channel 149



99% & 26dB Bandwidth – Channel 157



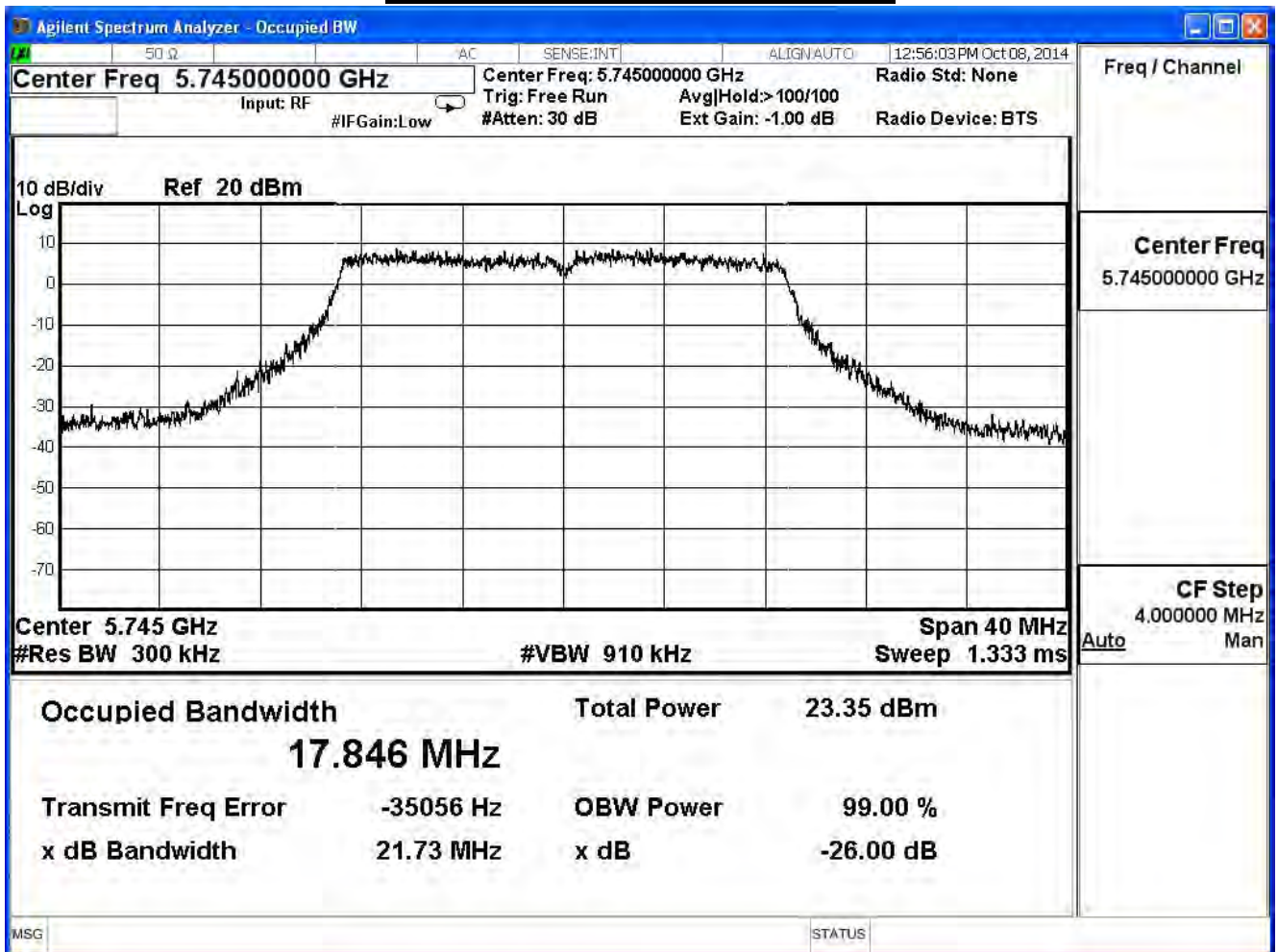
99% & 26dB Bandwidth – Channel 165



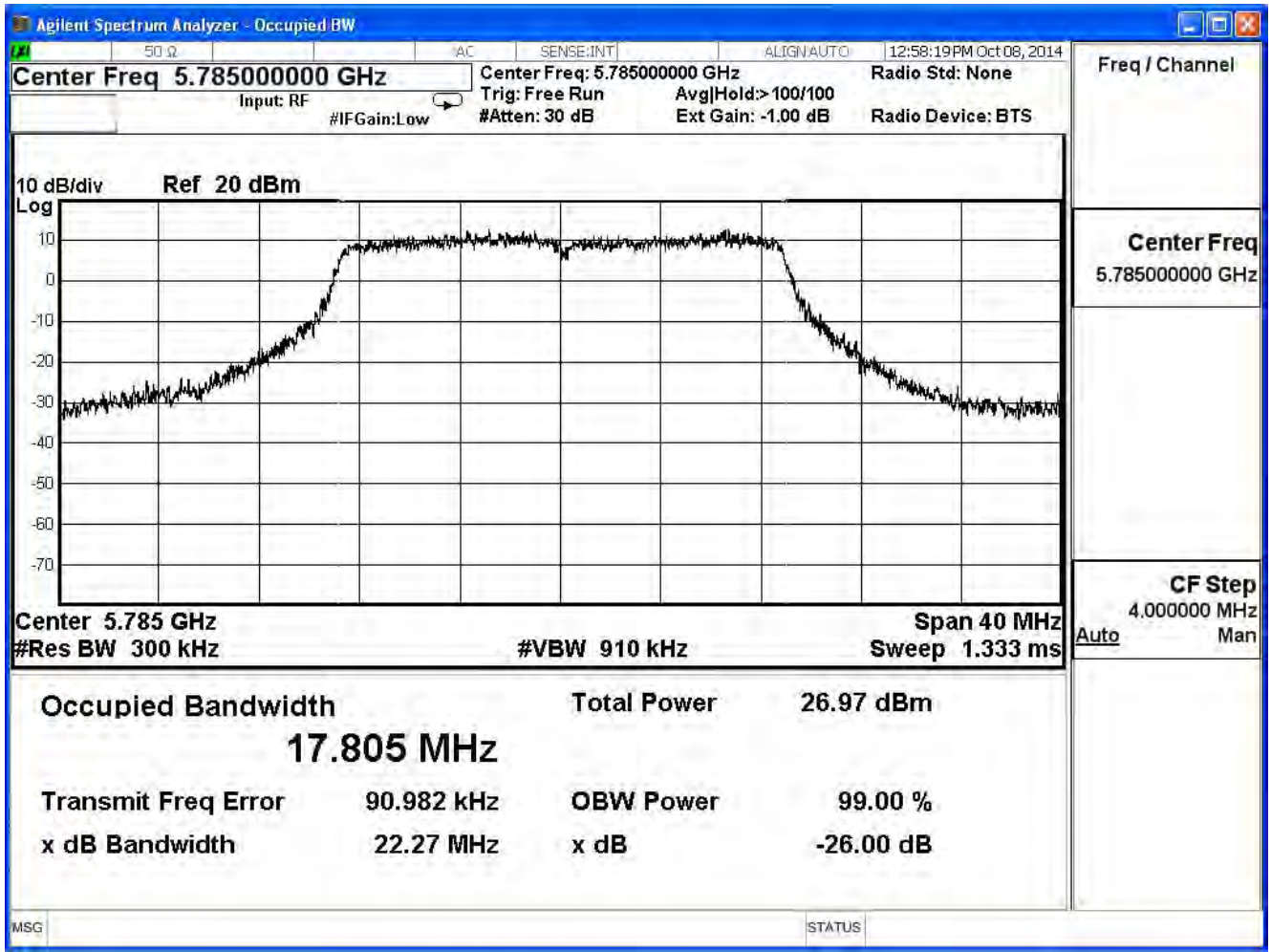
| | | | |
|--------------|-----------------------------|-----------|-----|
| Product | VDSL2 Security Firewall | | |
| Test Item | 99% & 26dB Bandwidth | | |
| Test Mode | Mode 1: Transmit (CDD Mode) | | |
| Date of Test | 2014/10/07 | Test Site | SR7 |

| 802.11n_20M(ANT 0) | | | | | |
|--------------------|-----------------|----------------------|---------------------|-------------|--------|
| Channel No. | Frequency (MHz) | 26dB Bandwidth (MHz) | 99% Bandwidth (MHz) | Limit (MHz) | Result |
| 149 | 5745 | 21.730 | 17.846 | -- | Pass |
| 157 | 5785 | 22.270 | 17.805 | -- | Pass |
| 165 | 5825 | 22.510 | 17.836 | -- | Pass |

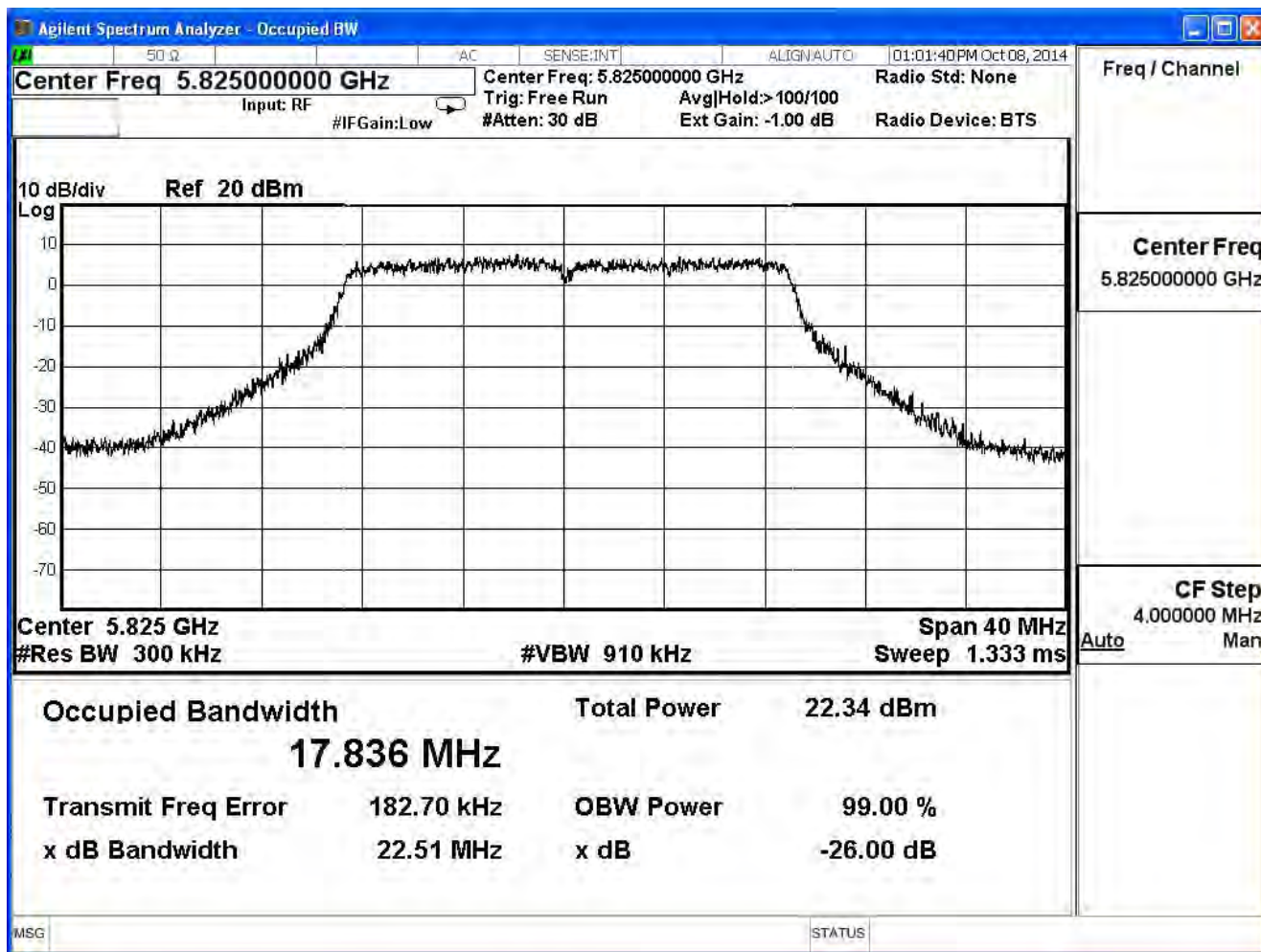
99% & 26dB Bandwidth – Channel 149



99% & 26dB Bandwidth – Channel 157



99% & 26dB Bandwidth – Channel 165

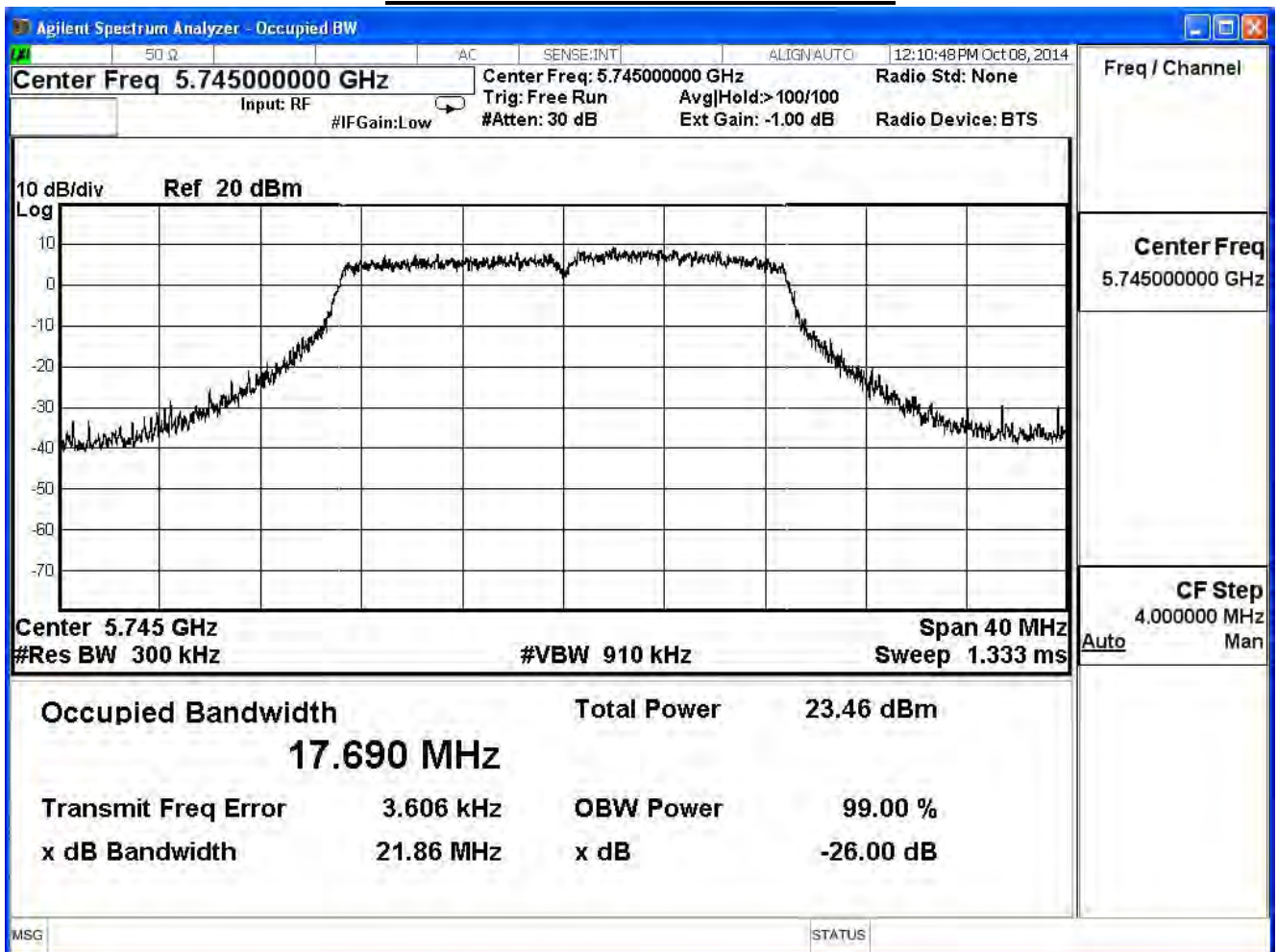


| | | | |
|--------------|-----------------------------|-----------|-----|
| Product | VDSL2 Security Firewall | | |
| Test Item | 99% & 26dB Bandwidth | | |
| Test Mode | Mode 1: Transmit (CDD Mode) | | |
| Date of Test | 2014/10/07 | Test Site | SR7 |

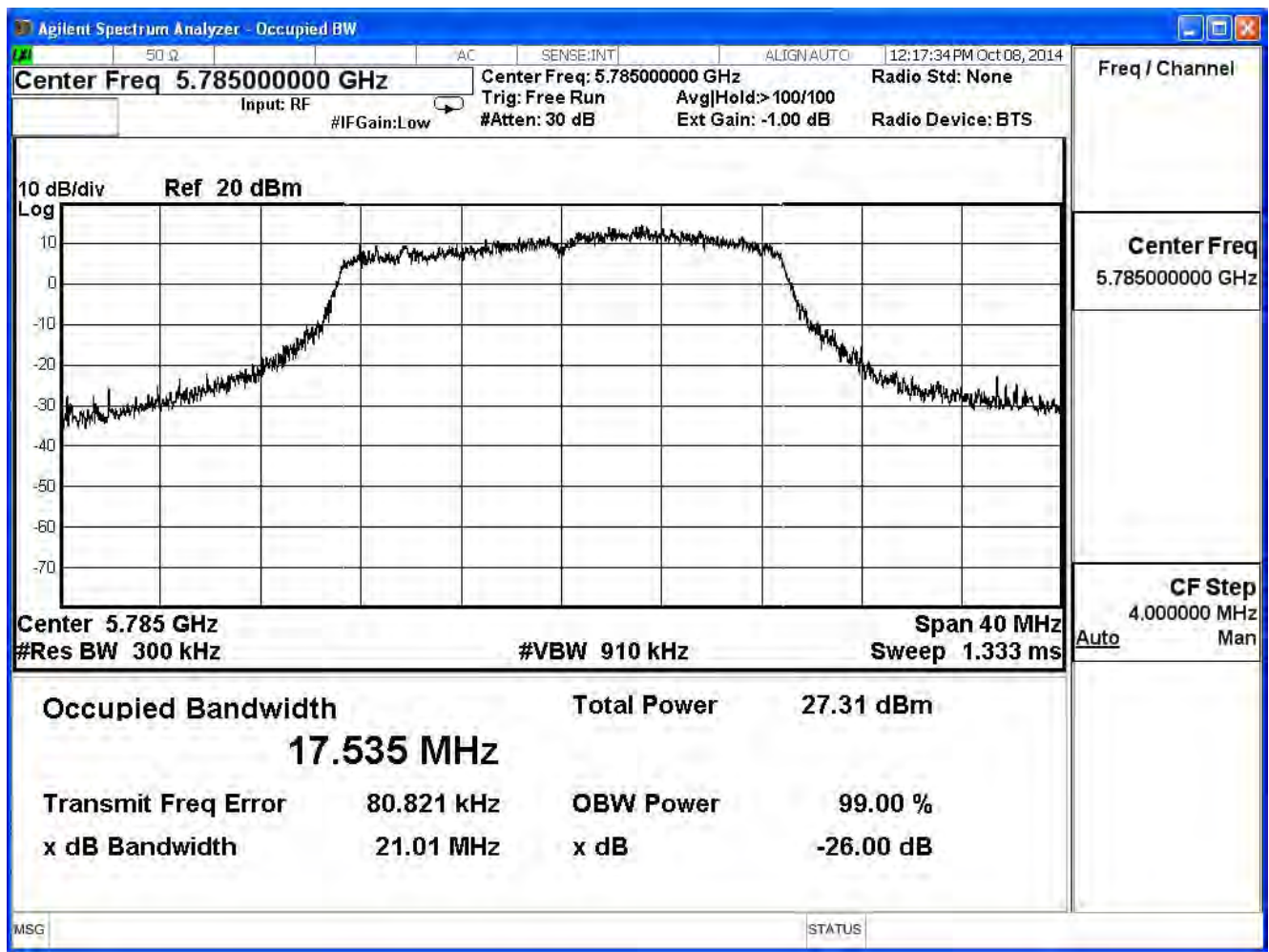
802.11n_20M(ANT 1)

| Channel No. | Frequency (MHz) | 26dB Bandwidth (MHz) | 99% Bandwidth (MHz) | Limit (MHz) | Result |
|-------------|-----------------|----------------------|---------------------|-------------|--------|
| 149 | 5745 | 21.860 | 17.690 | -- | Pass |
| 157 | 5785 | 21.010 | 17.535 | -- | Pass |
| 165 | 5825 | 22.050 | 18.052 | -- | Pass |

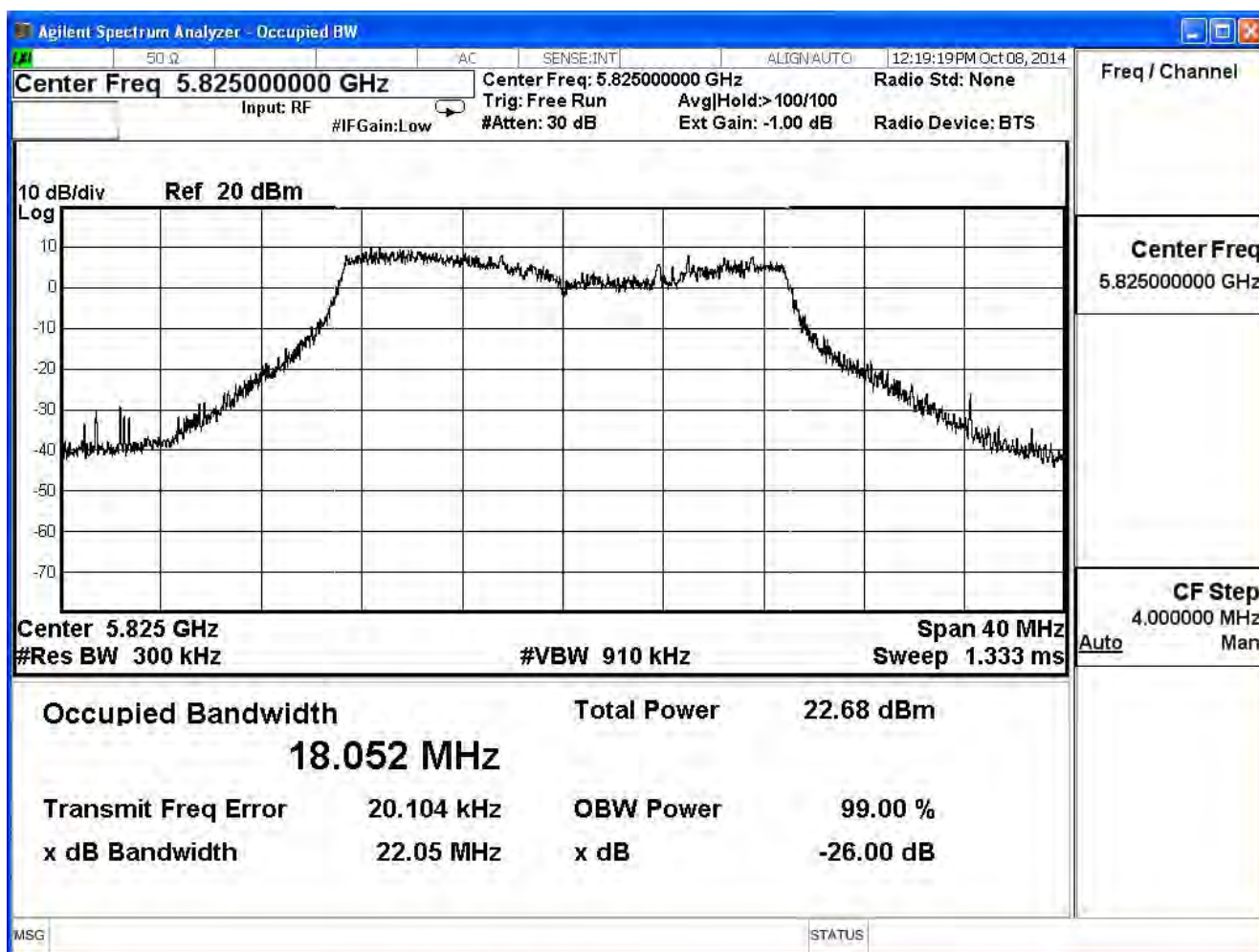
99% & 26dB Bandwidth – Channel 149



99% & 26dB Bandwidth – Channel 157



99% & 26dB Bandwidth – Channel 165

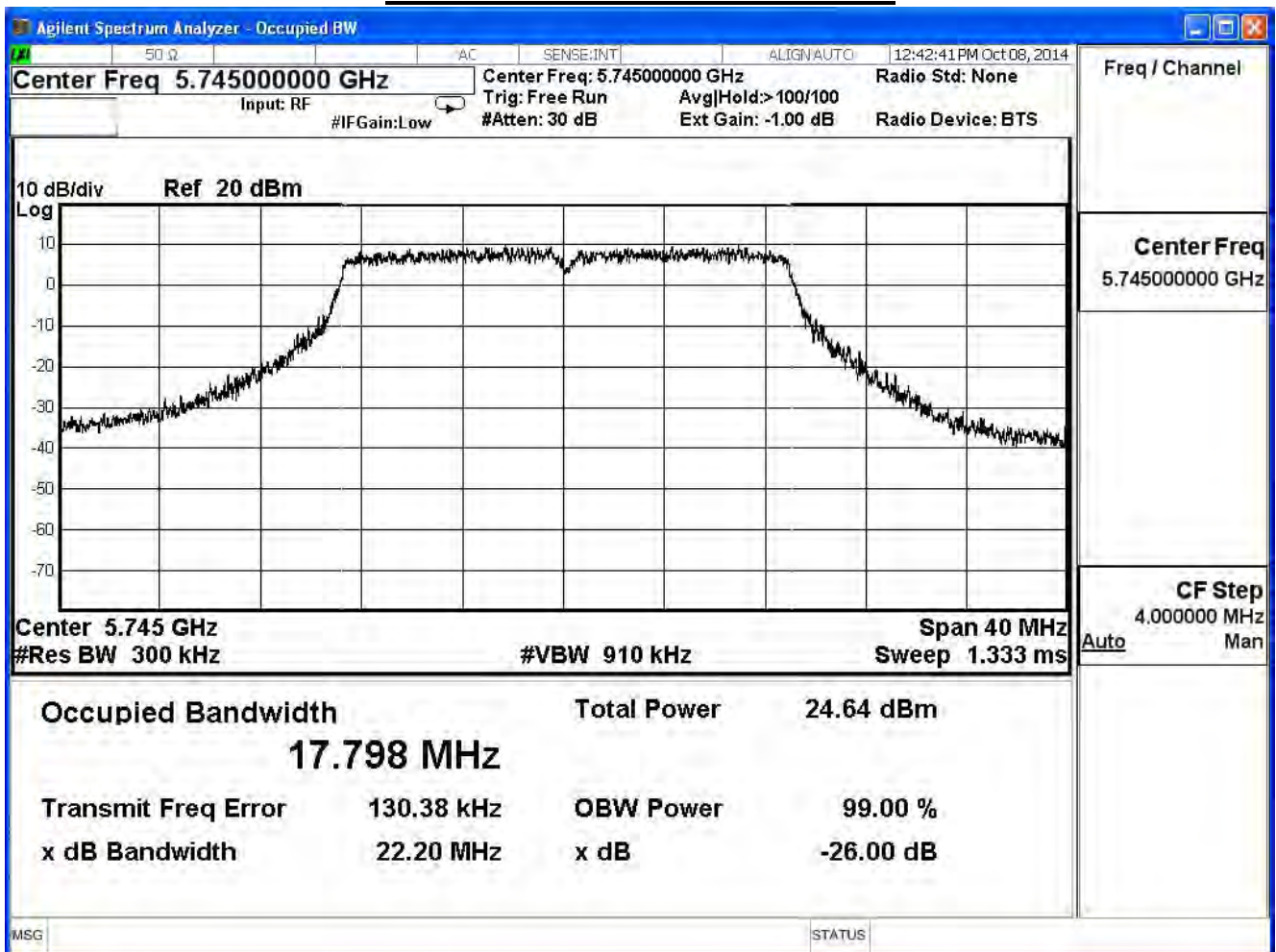


| | | | |
|--------------|-----------------------------|-----------|-----|
| Product | VDSL2 Security Firewall | | |
| Test Item | 99% & 26dB Bandwidth | | |
| Test Mode | Mode 1: Transmit (CDD Mode) | | |
| Date of Test | 2014/10/07 | Test Site | SR7 |

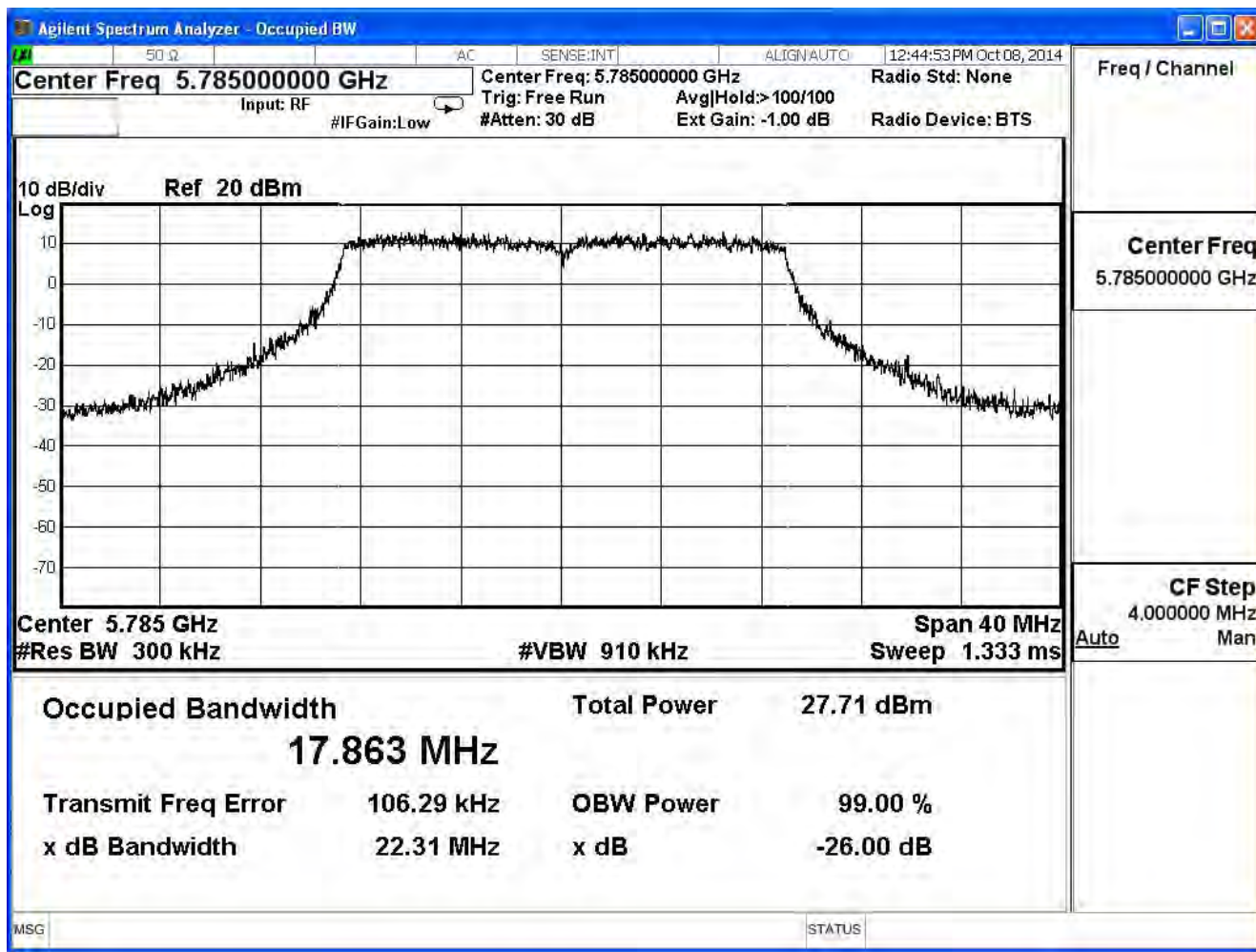
802.11n_20M(ANT 2)

| Channel No. | Frequency (MHz) | 26dB Bandwidth (MHz) | 99% Bandwidth (MHz) | Limit (MHz) | Result |
|-------------|-----------------|----------------------|---------------------|-------------|--------|
| 149 | 5745 | 22.200 | 17.798 | -- | Pass |
| 157 | 5785 | 22.310 | 17.863 | -- | Pass |
| 165 | 5825 | 22.910 | 17.844 | -- | Pass |

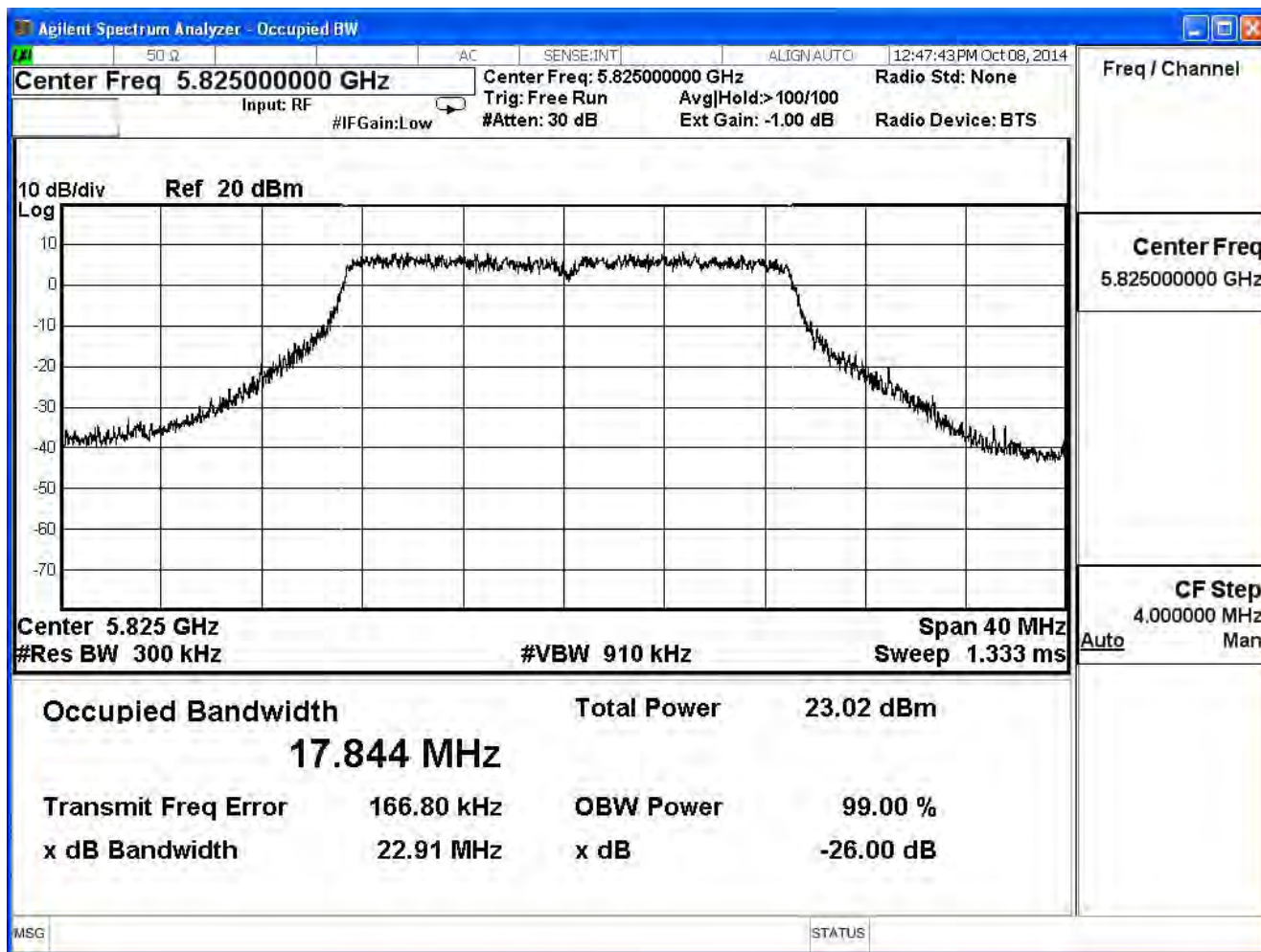
99% & 26dB Bandwidth – Channel 149



99% & 26dB Bandwidth – Channel 157



99% & 26dB Bandwidth – Channel 165

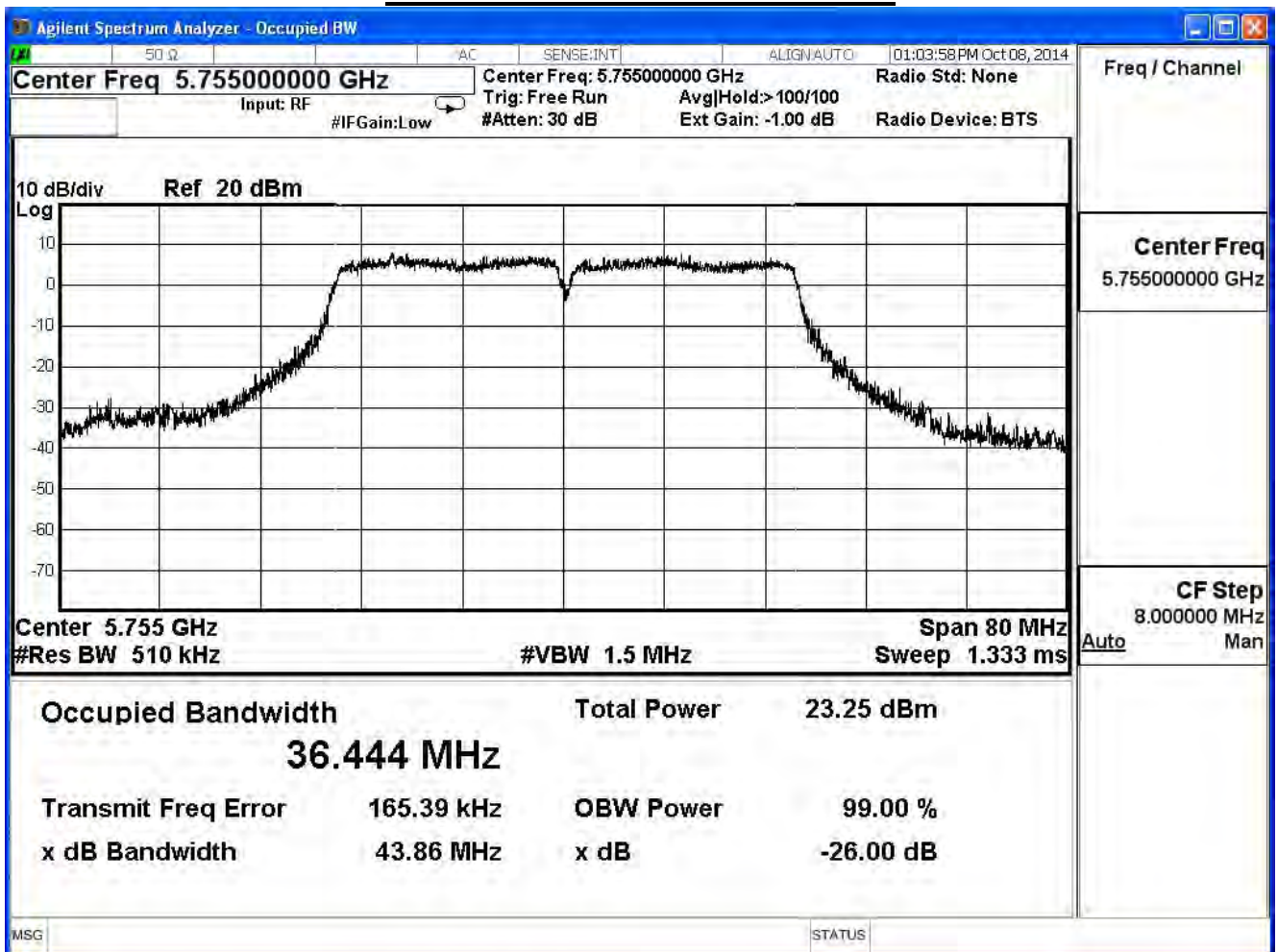


| | | | |
|--------------|-----------------------------|-----------|-----|
| Product | VDSL2 Security Firewall | | |
| Test Item | 99% & 26dB Bandwidth | | |
| Test Mode | Mode 1: Transmit (CDD Mode) | | |
| Date of Test | 2014/10/07 | Test Site | SR7 |

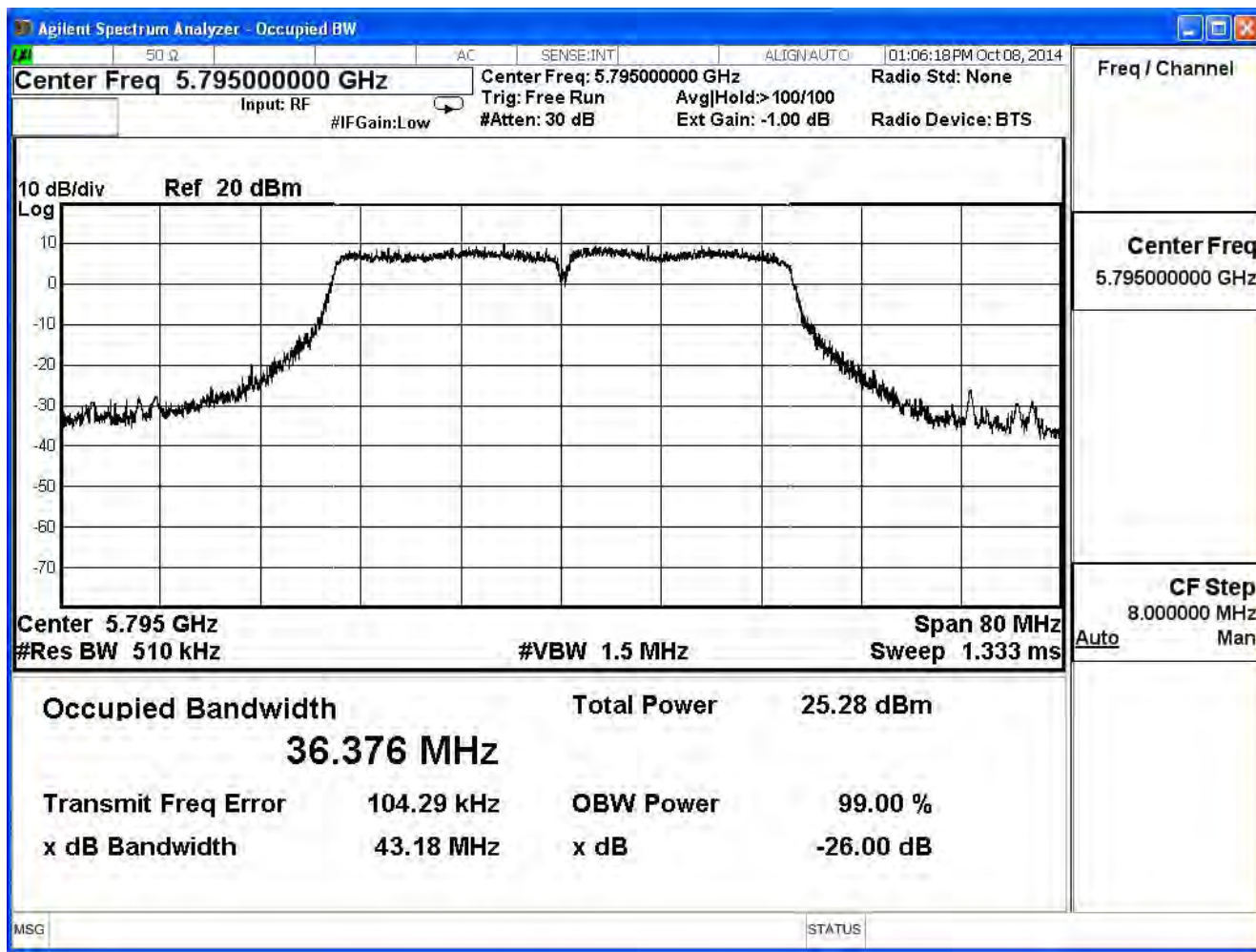
802.11n_40M(ANT 0)

| Channel No. | Frequency (MHz) | 26dB Bandwidth (MHz) | 99% Bandwidth (MHz) | Limit (MHz) | Result |
|-------------|-----------------|----------------------|---------------------|-------------|--------|
| 151 | 5755 | 43.860 | 36.444 | -- | Pass |
| 159 | 5795 | 43.180 | 36.376 | -- | Pass |

99% & 26dB Bandwidth – Channel 151



99% & 26dB Bandwidth – Channel 159

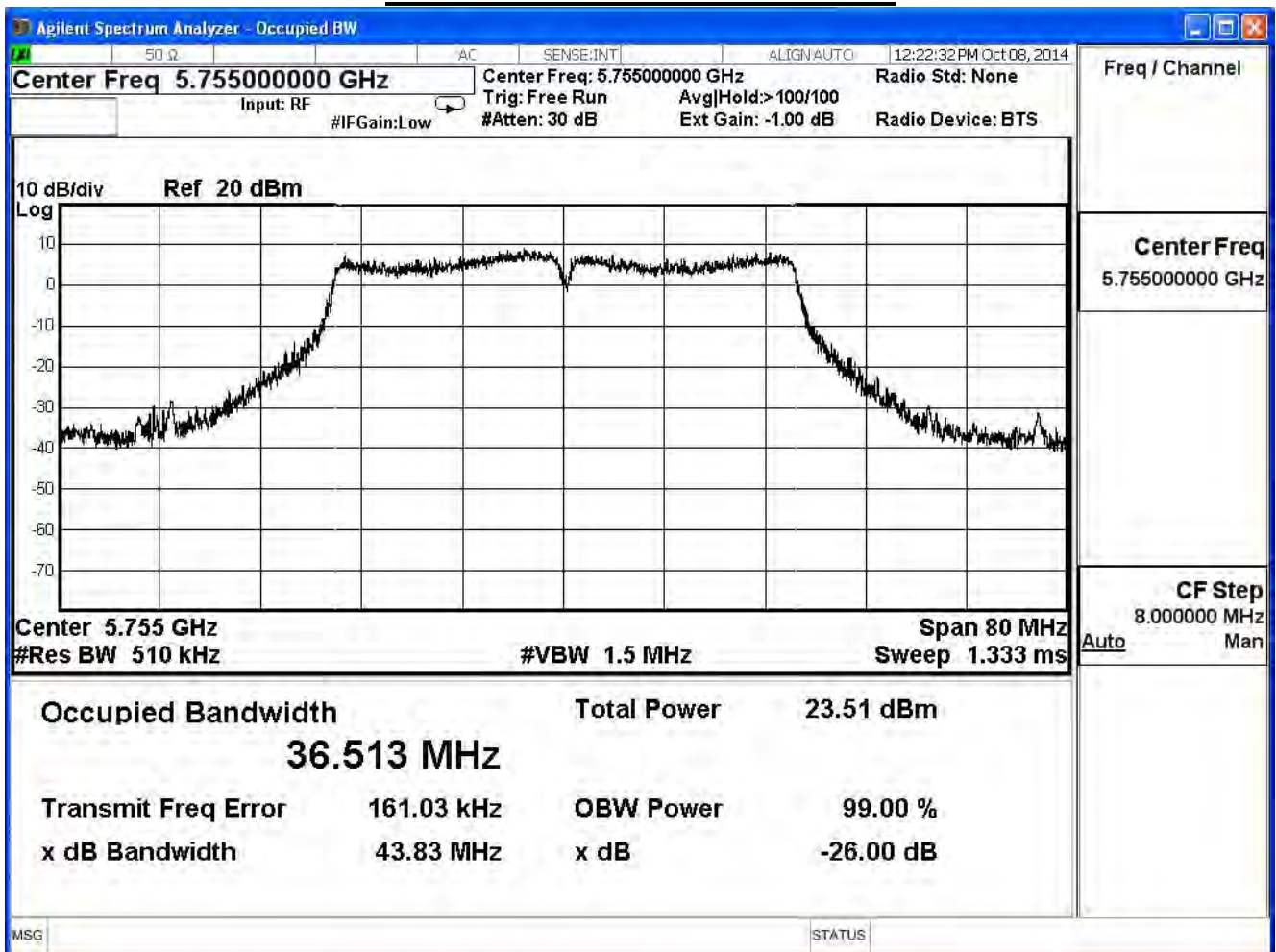


| | | | |
|--------------|-----------------------------|-----------|-----|
| Product | VDSL2 Security Firewall | | |
| Test Item | 99% & 26dB Bandwidth | | |
| Test Mode | Mode 1: Transmit (CDD Mode) | | |
| Date of Test | 2014/10/07 | Test Site | SR7 |

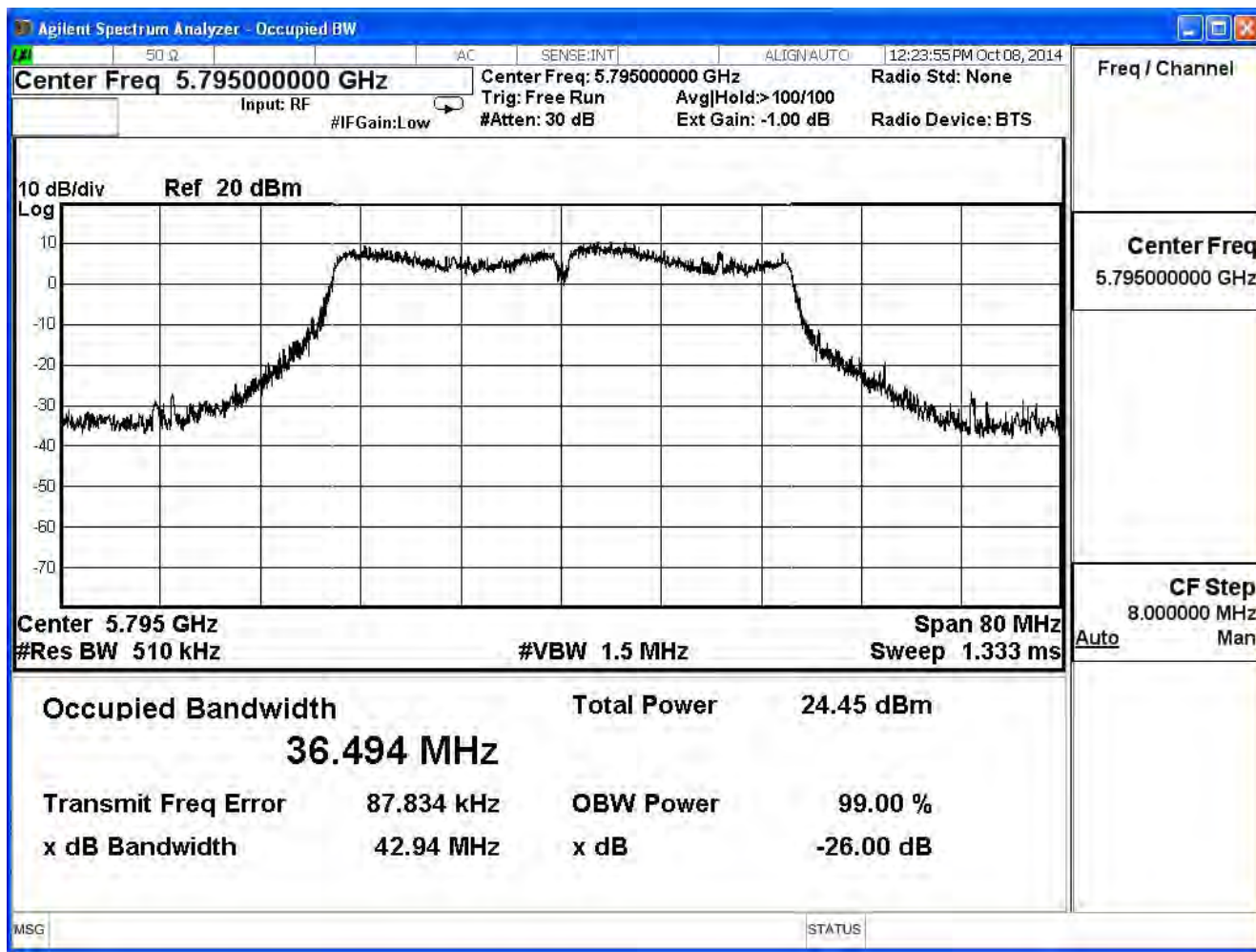
802.11n_40M(ANT 1)

| Channel No. | Frequency (MHz) | 26dB Bandwidth (MHz) | 99% Bandwidth (MHz) | Limit (MHz) | Result |
|-------------|-----------------|----------------------|---------------------|-------------|--------|
| 151 | 5755 | 43.830 | 36.513 | -- | Pass |
| 159 | 5795 | 42.940 | 36.494 | -- | Pass |

99% & 26dB Bandwidth – Channel 151



99% & 26dB Bandwidth – Channel 159

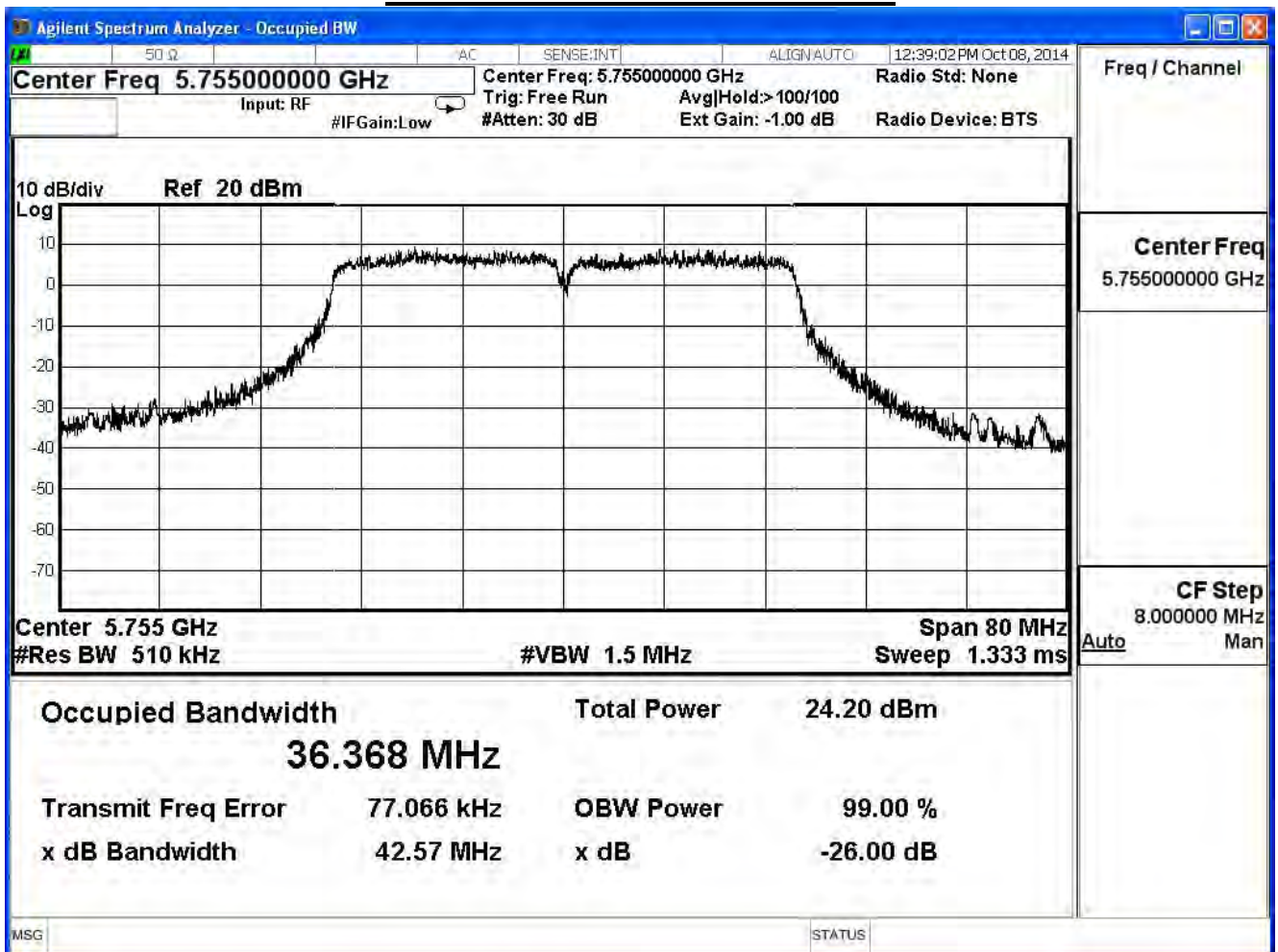


| | | | |
|--------------|-----------------------------|-----------|-----|
| Product | VDSL2 Security Firewall | | |
| Test Item | 99% & 26dB Bandwidth | | |
| Test Mode | Mode 1: Transmit (CDD Mode) | | |
| Date of Test | 2014/10/07 | Test Site | SR7 |

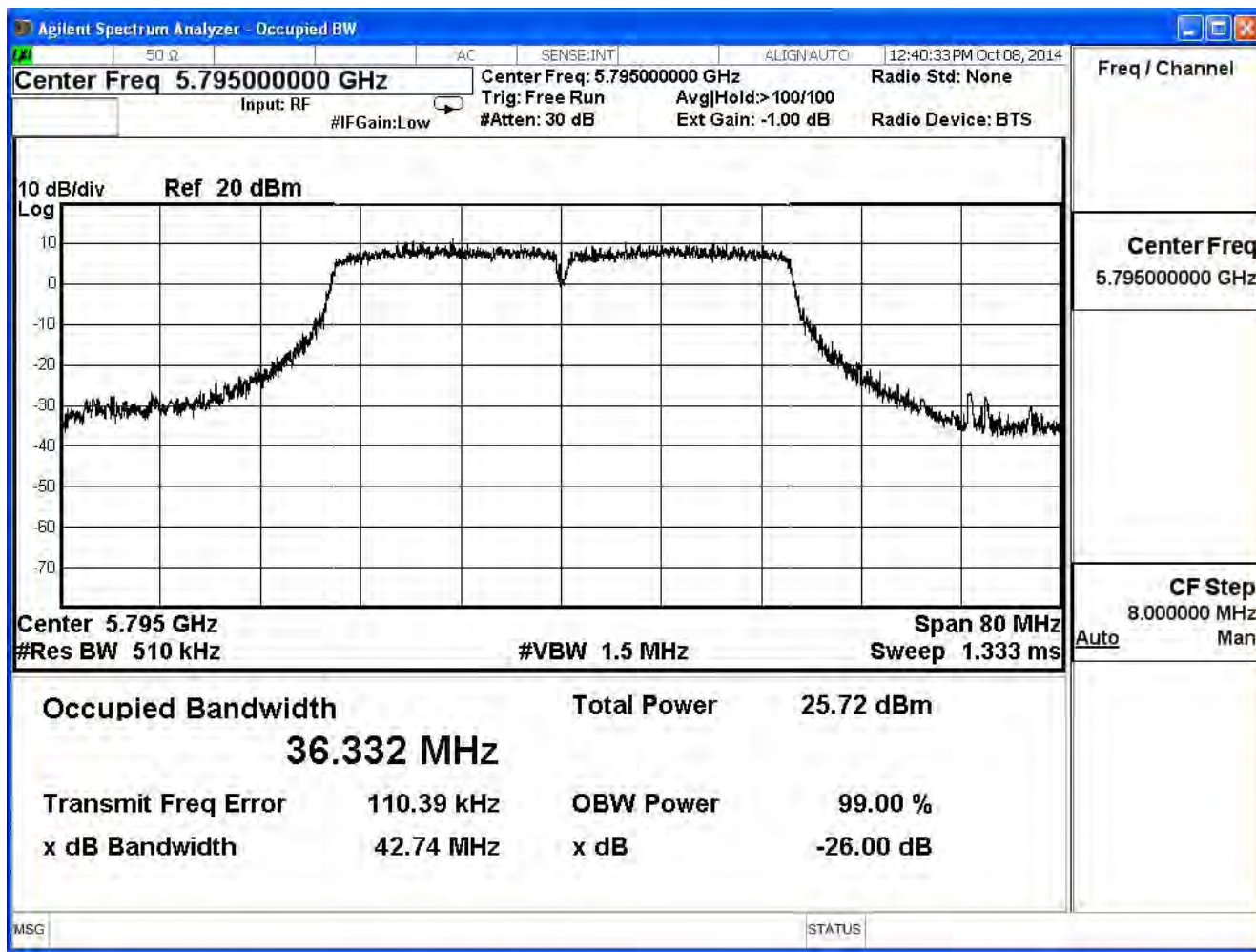
802.11n_40M(ANT 2)

| Channel No. | Frequency (MHz) | 26dB Bandwidth (MHz) | 99% Bandwidth (MHz) | Limit (MHz) | Result |
|-------------|-----------------|----------------------|---------------------|-------------|--------|
| 151 | 5755 | 42.570 | 36.368 | -- | Pass |
| 159 | 5795 | 42.740 | 36.332 | -- | Pass |

99% & 26dB Bandwidth – Channel 151



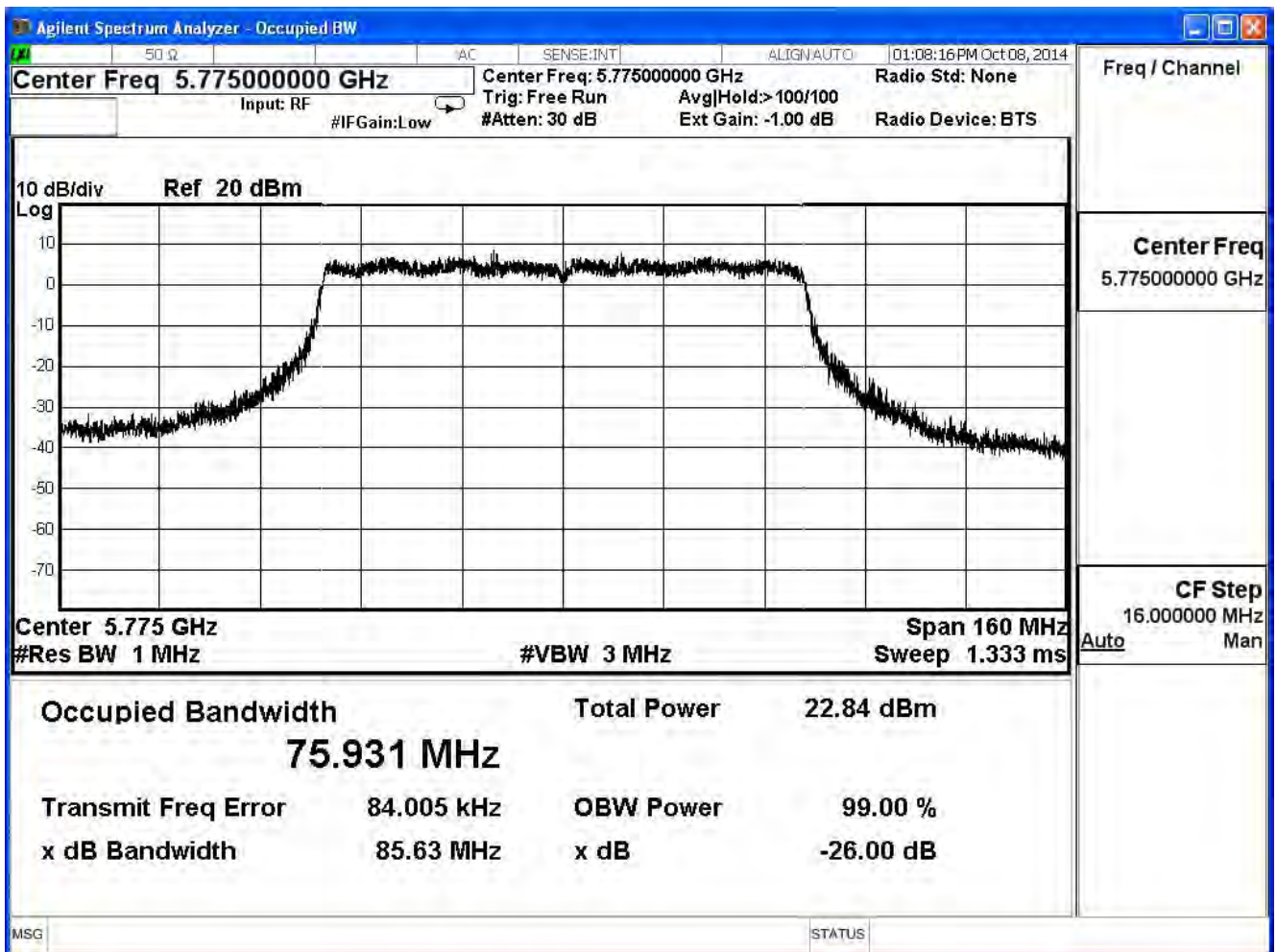
99% & 26dB Bandwidth – Channel 159



| | | | |
|--------------|-----------------------------|-----------|-----|
| Product | VDSL2 Security Firewall | | |
| Test Item | 99% & 26dB Bandwidth | | |
| Test Mode | Mode 1: Transmit (CDD Mode) | | |
| Date of Test | 2014/10/07 | Test Site | SR7 |

| 802.11ac(80M) (ANT 0) | | | | | |
|-----------------------|-----------------|----------------------|---------------------|-------------|--------|
| Channel No. | Frequency (MHz) | 26dB Bandwidth (MHz) | 99% Bandwidth (MHz) | Limit (MHz) | Result |
| 155 | 5775 | 85.630 | 75.931 | -- | Pass |

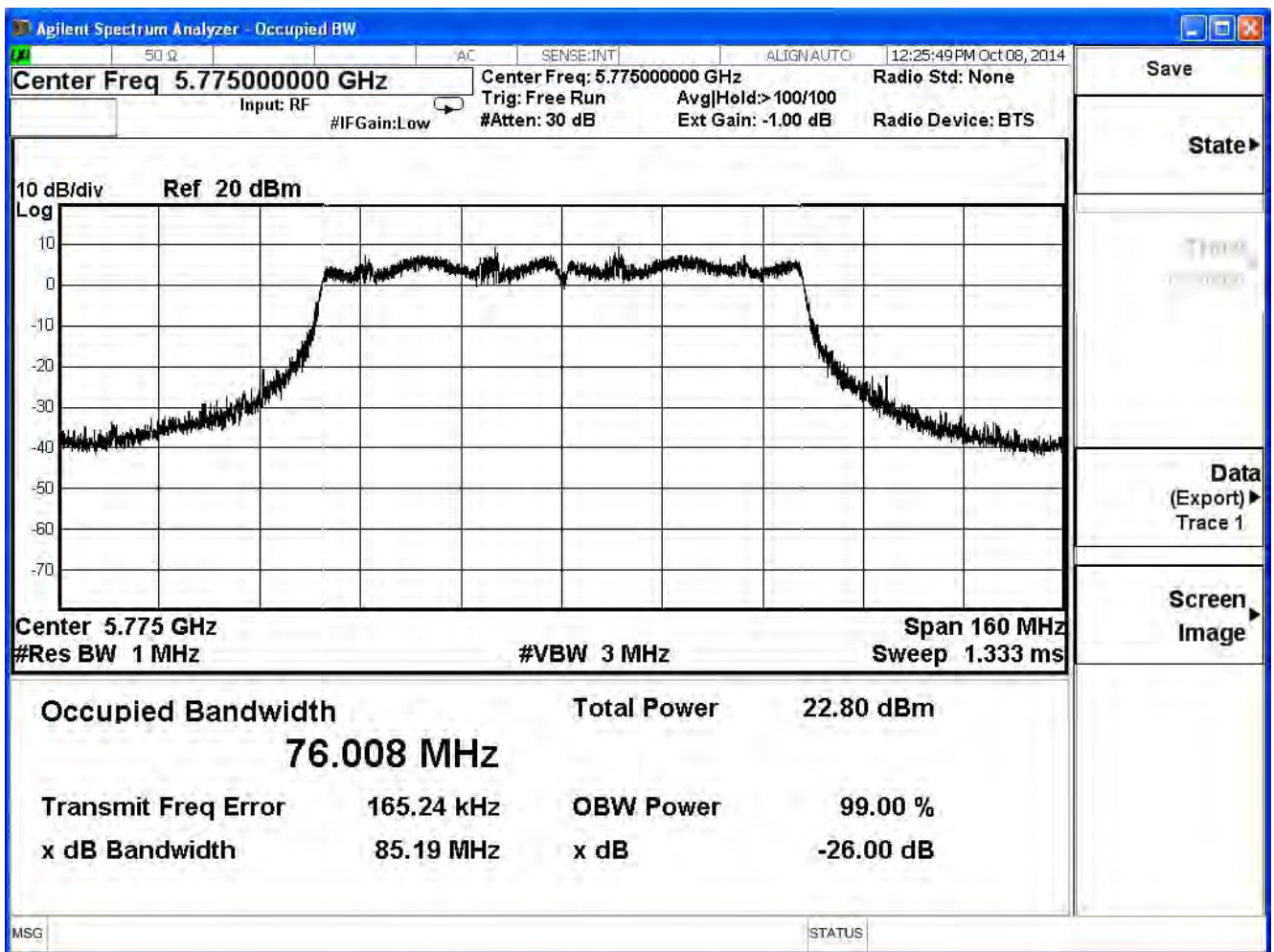
99% & 26dB Bandwidth – Channel 155



| | | | |
|--------------|-----------------------------|-----------|-----|
| Product | VDSL2 Security Firewall | | |
| Test Item | 99% & 26dB Bandwidth | | |
| Test Mode | Mode 1: Transmit (CDD Mode) | | |
| Date of Test | 2014/10/07 | Test Site | SR7 |

| 802.11ac(80M) (ANT 1) | | | | | |
|-----------------------|-----------------|----------------------|---------------------|-------------|--------|
| Channel No. | Frequency (MHz) | 26dB Bandwidth (MHz) | 99% Bandwidth (MHz) | Limit (MHz) | Result |
| 155 | 5775 | 85.190 | 76.008 | -- | Pass |

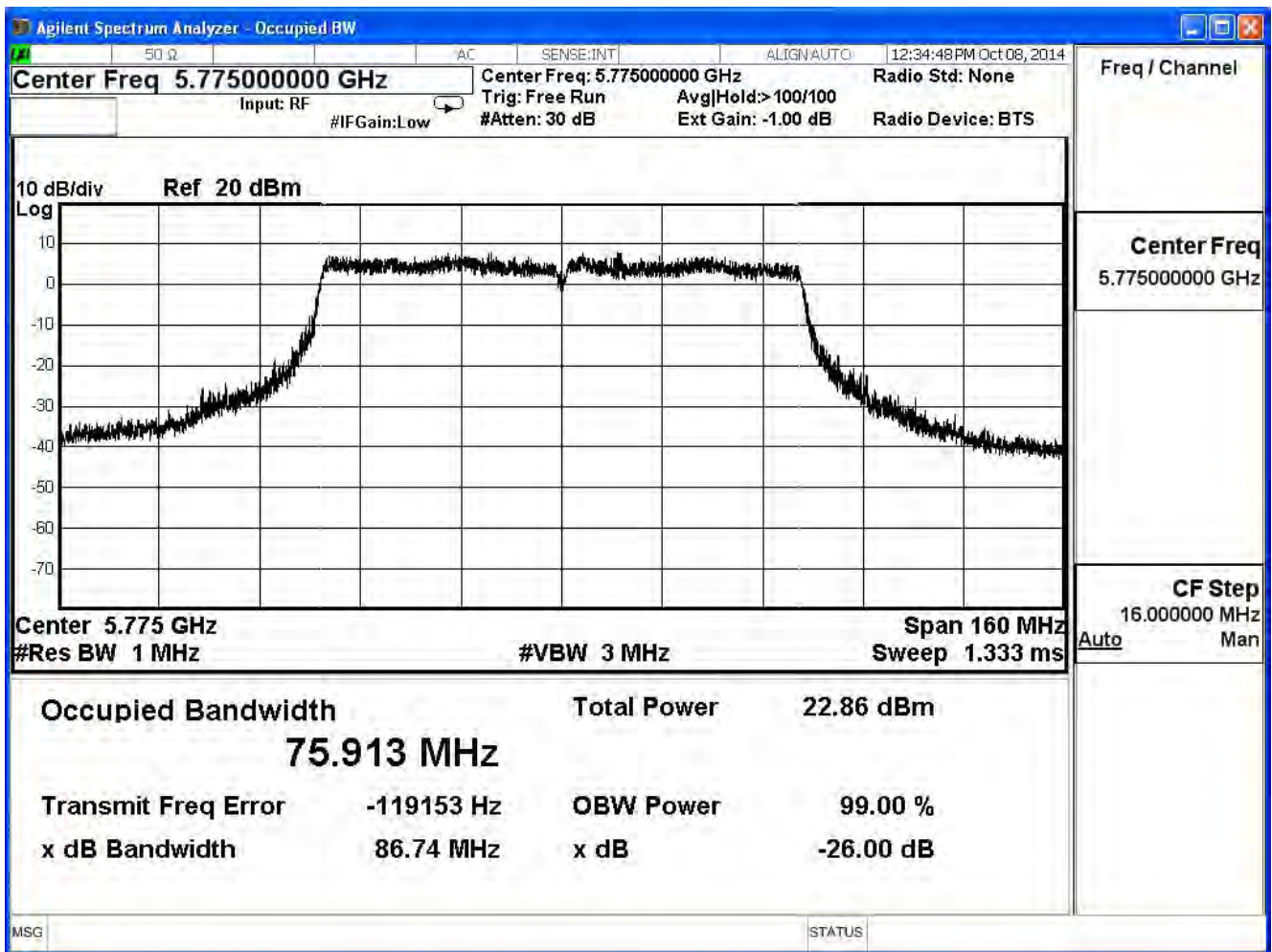
99% & 26dB Bandwidth – Channel 155



| | | | |
|--------------|-----------------------------|-----------|-----|
| Product | VDSL2 Security Firewall | | |
| Test Item | 99% & 26dB Bandwidth | | |
| Test Mode | Mode 1: Transmit (CDD Mode) | | |
| Date of Test | 2014/10/07 | Test Site | SR7 |

| 802.11ac(80M) (ANT 2) | | | | | |
|-----------------------|-----------------|----------------------|---------------------|-------------|--------|
| Channel No. | Frequency (MHz) | 26dB Bandwidth (MHz) | 99% Bandwidth (MHz) | Limit (MHz) | Result |
| 155 | 5775 | 86.740 | 75.913 | -- | Pass |

99% & 26dB Bandwidth – Channel 155

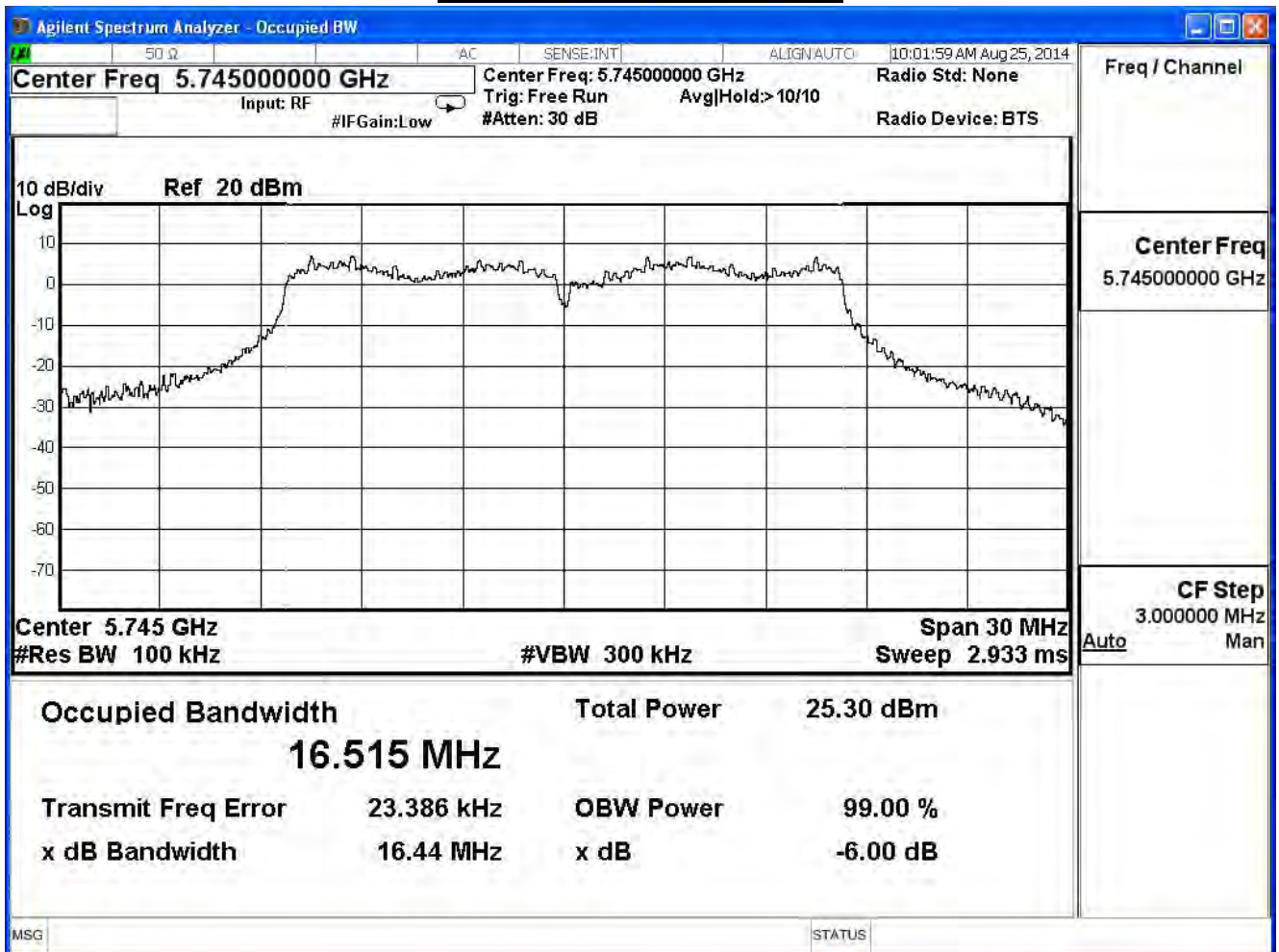


| | | | |
|--------------|-----------------------------|-----------|-----|
| Product | VDSL2 Security Firewall | | |
| Test Item | DTS Bandwidth | | |
| Test Mode | Mode 1: Transmit (CDD Mode) | | |
| Date of Test | 2014/08/25 | Test Site | SR7 |

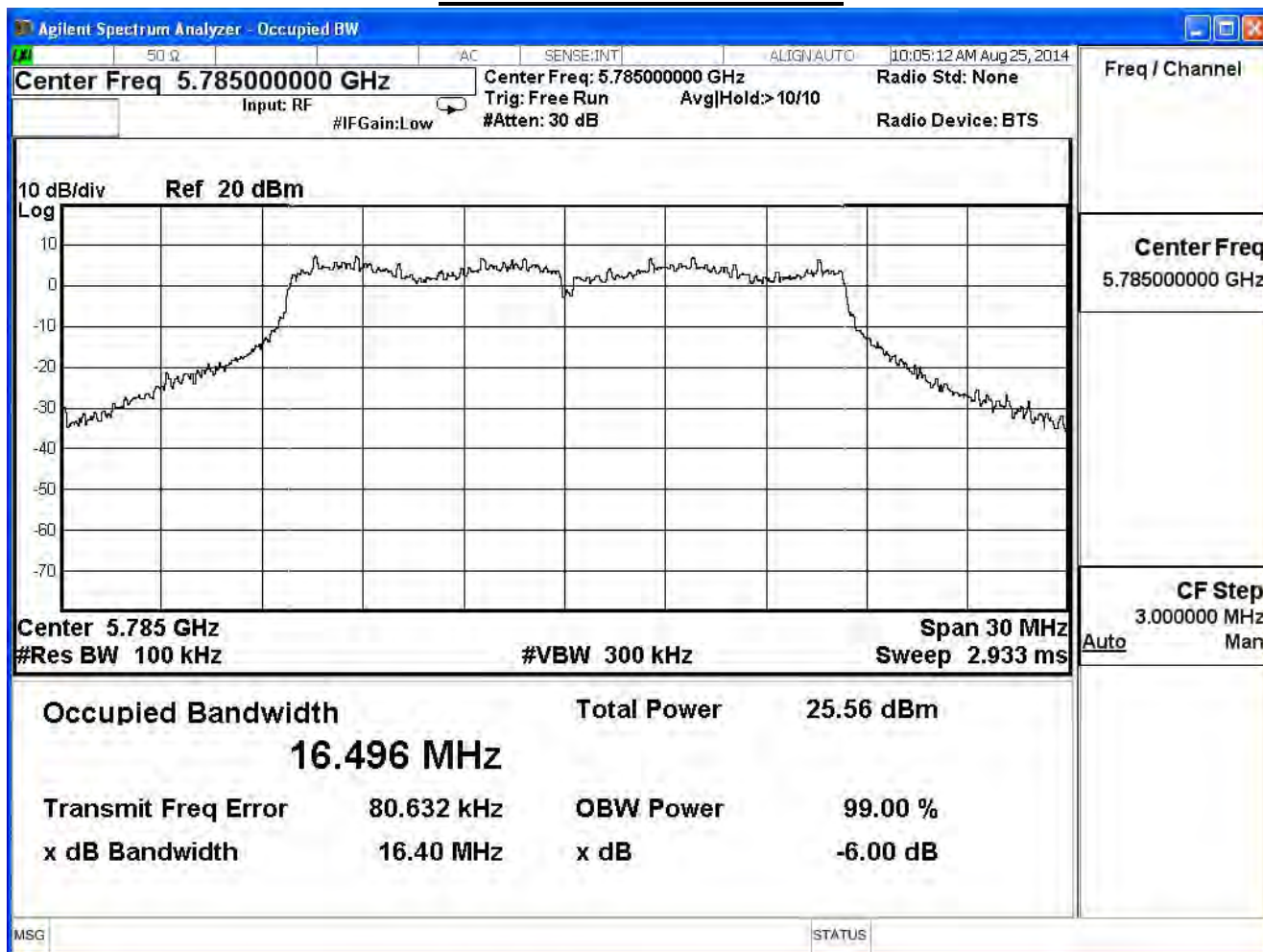
802.11a(ANT 0)

| Channel No. | Frequency (MHz) | Measure Level (MHz) | Limit (MHz) | Result |
|-------------|-----------------|---------------------|-------------|--------|
| 149 | 5745 | 16.44 | ≥ 0.5 | Pass |
| 157 | 5785 | 16.40 | ≥ 0.5 | Pass |
| 165 | 5825 | 16.39 | ≥ 0.5 | Pass |

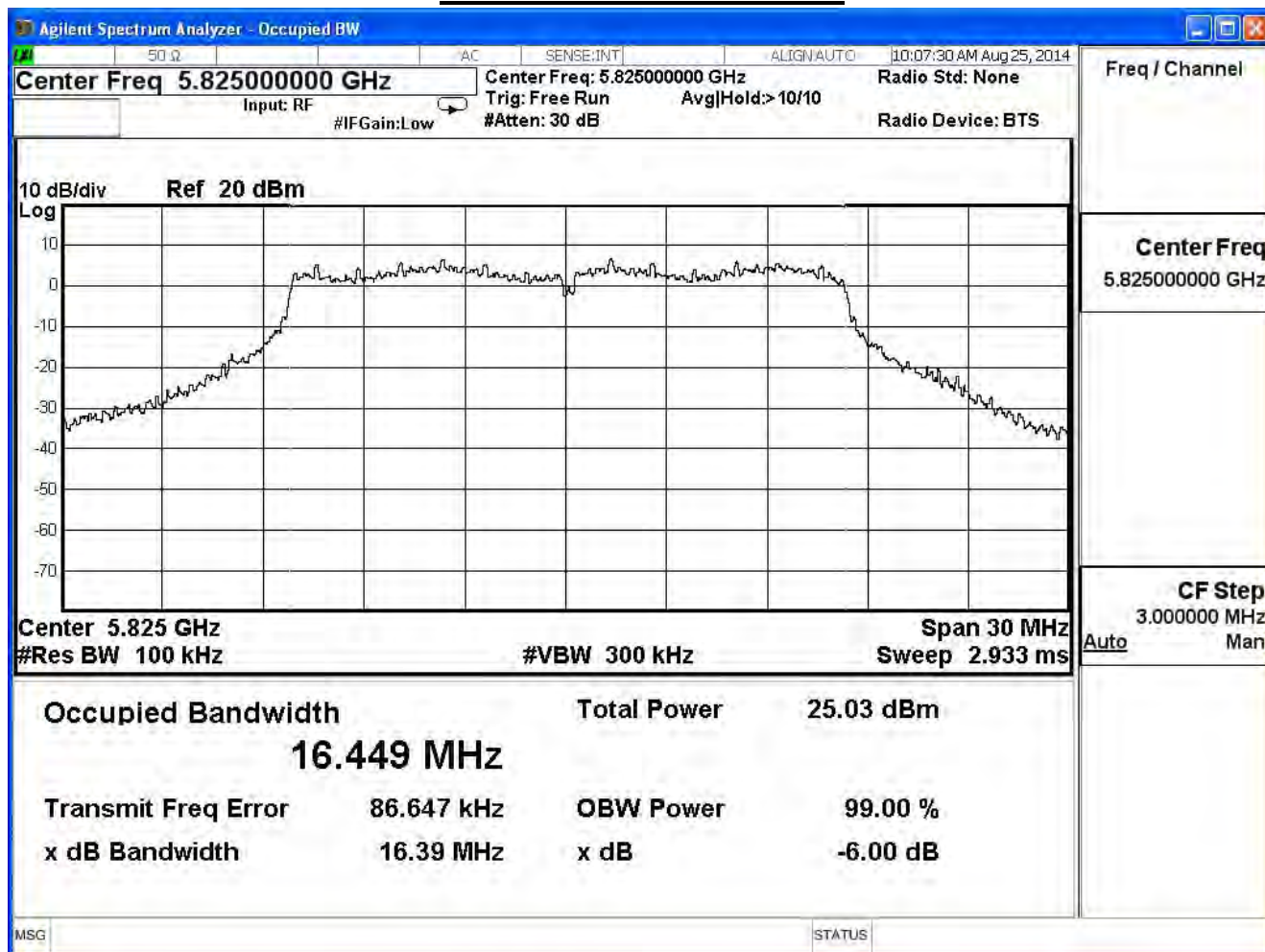
DTS Bandwidth – Channel 149



DTS Bandwidth – Channel 157



DTS Bandwidth – Channel 165

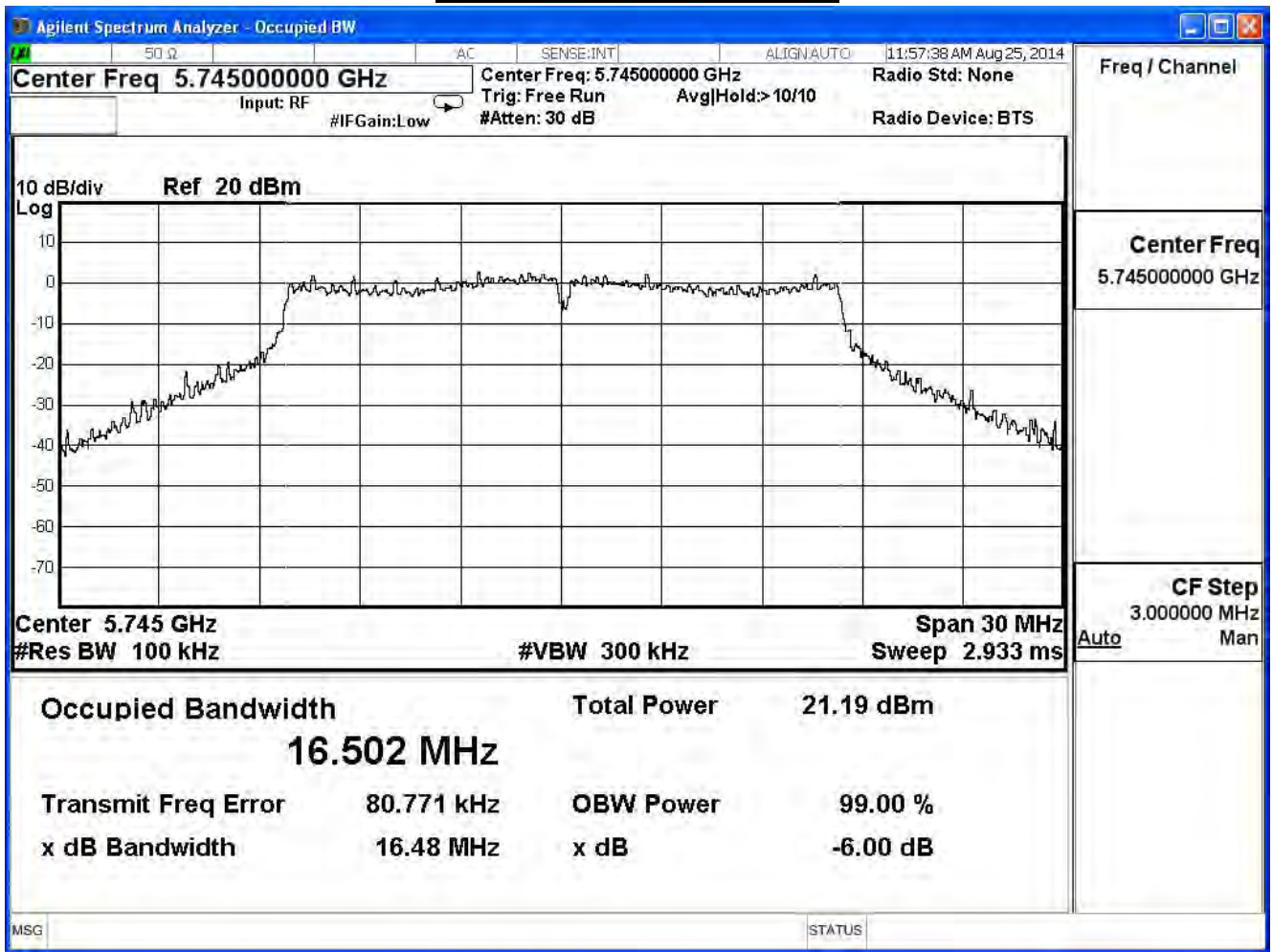


| | | | |
|--------------|-----------------------------|-----------|-----|
| Product | VDSL2 Security Firewall | | |
| Test Item | DTS Bandwidth | | |
| Test Mode | Mode 1: Transmit (CDD Mode) | | |
| Date of Test | 2014/08/25 | Test Site | SR7 |

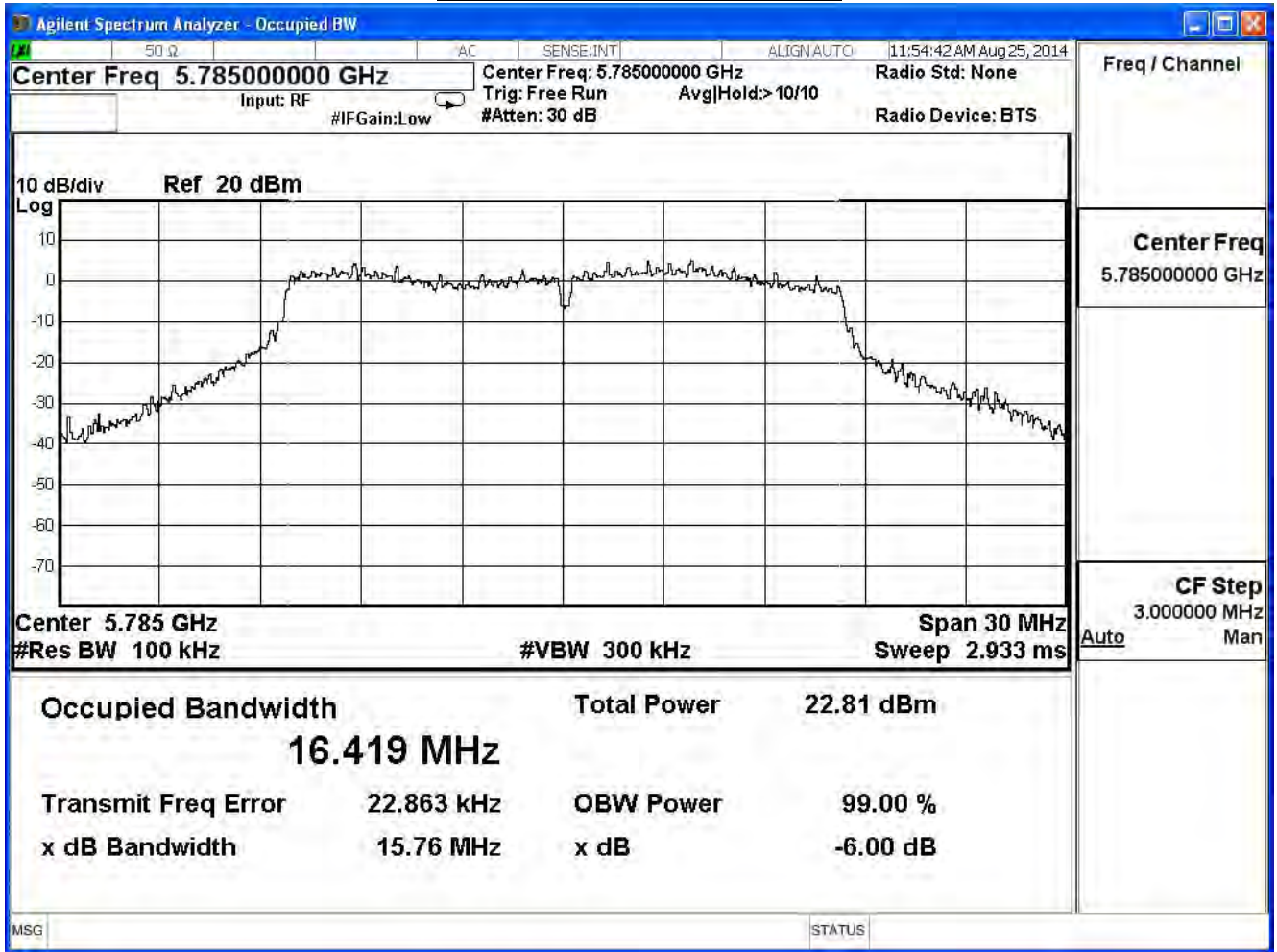
802.11a(ANT 1)

| Channel No. | Frequency (MHz) | Measure Level (MHz) | Limit (MHz) | Result |
|-------------|-----------------|---------------------|-------------|--------|
| 149 | 5745 | 16.48 | ≥ 0.5 | Pass |
| 157 | 5785 | 15.76 | ≥ 0.5 | Pass |
| 165 | 5825 | 16.36 | ≥ 0.5 | Pass |

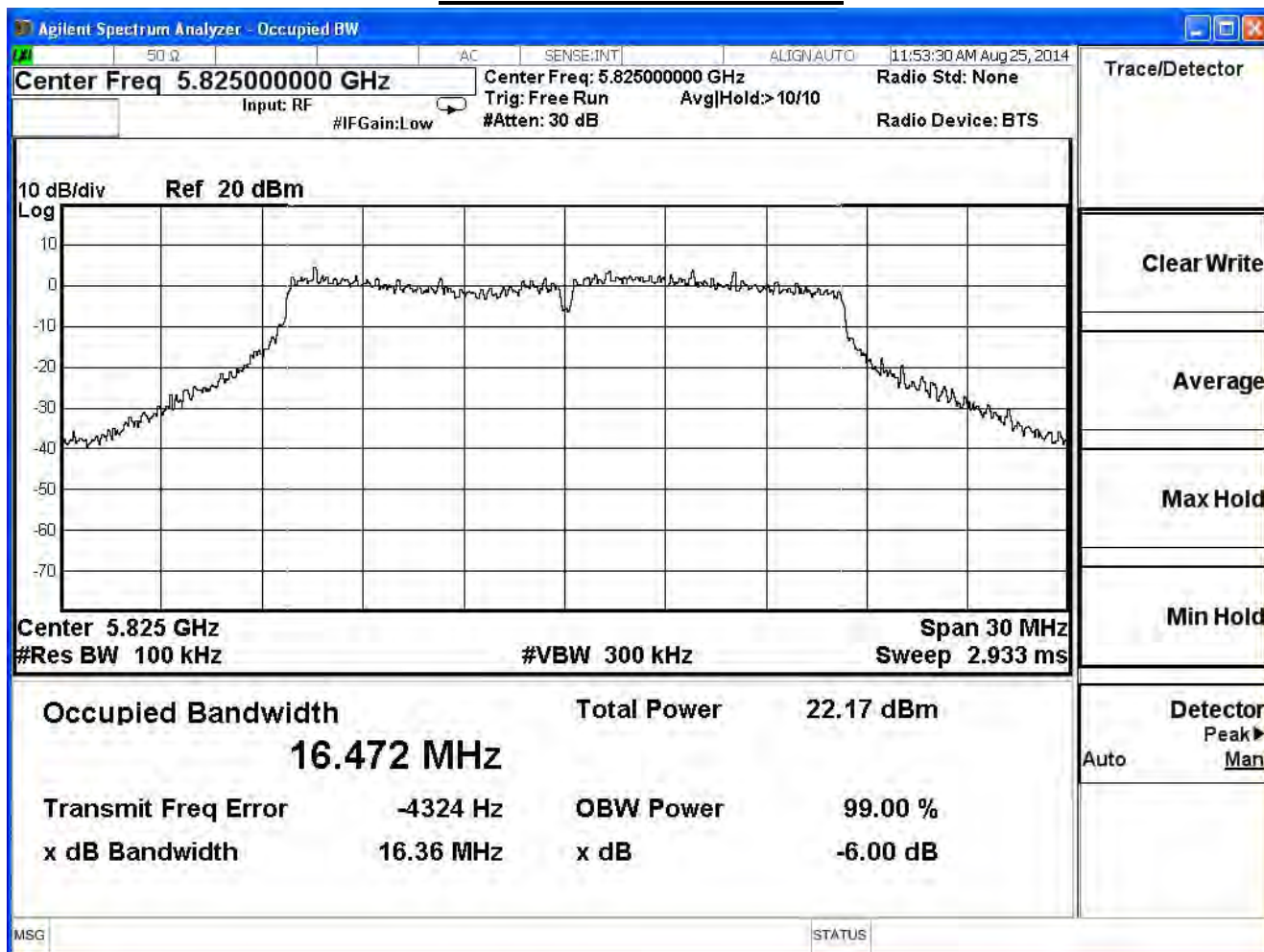
DTS Bandwidth – Channel 149



DTS Bandwidth – Channel 157



DTS Bandwidth – Channel 165

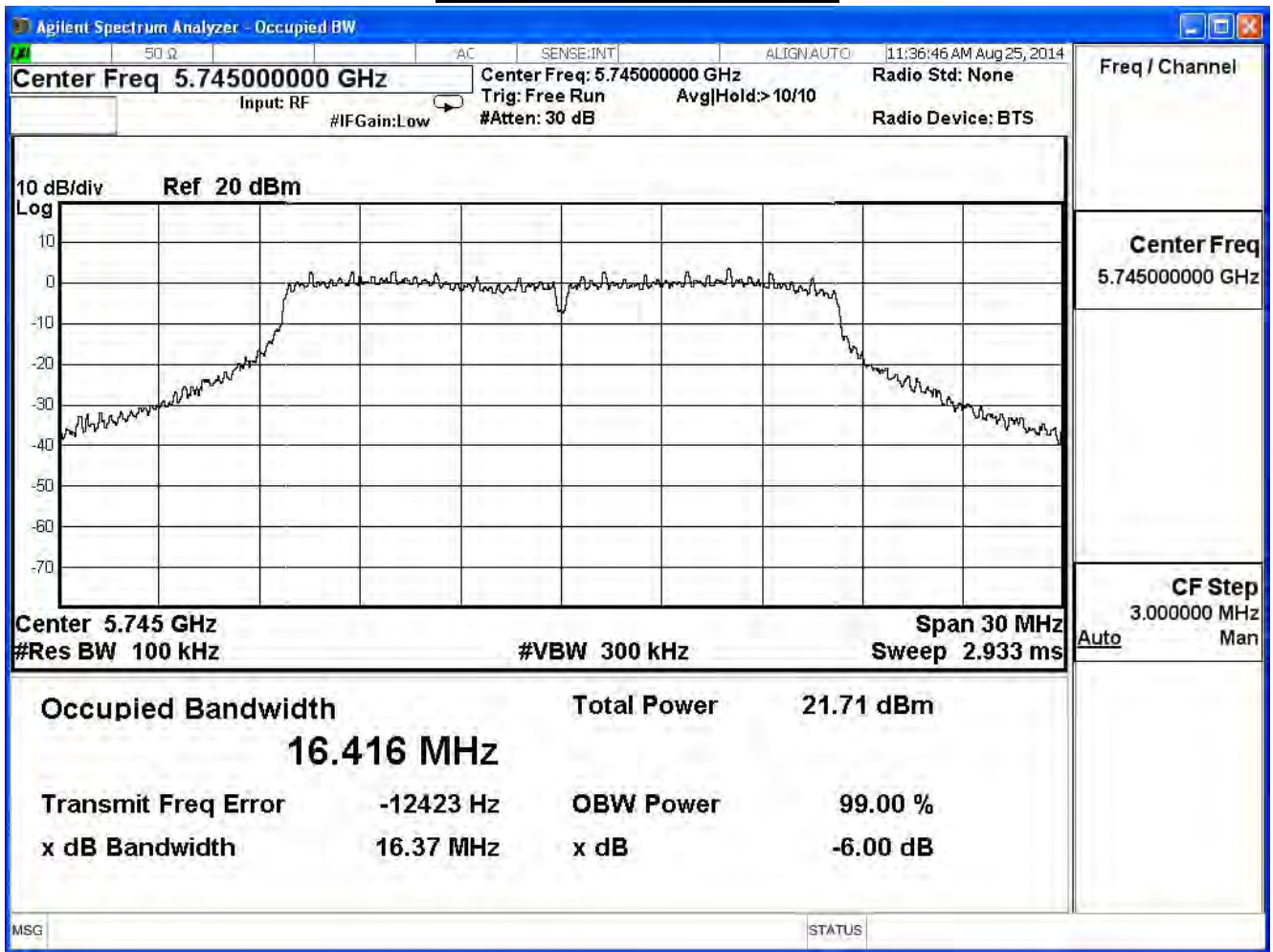


| | | | |
|--------------|-----------------------------|-----------|-----|
| Product | VDSL2 Security Firewall | | |
| Test Item | DTS Bandwidth | | |
| Test Mode | Mode 1: Transmit (CDD Mode) | | |
| Date of Test | 2014/08/25 | Test Site | SR7 |

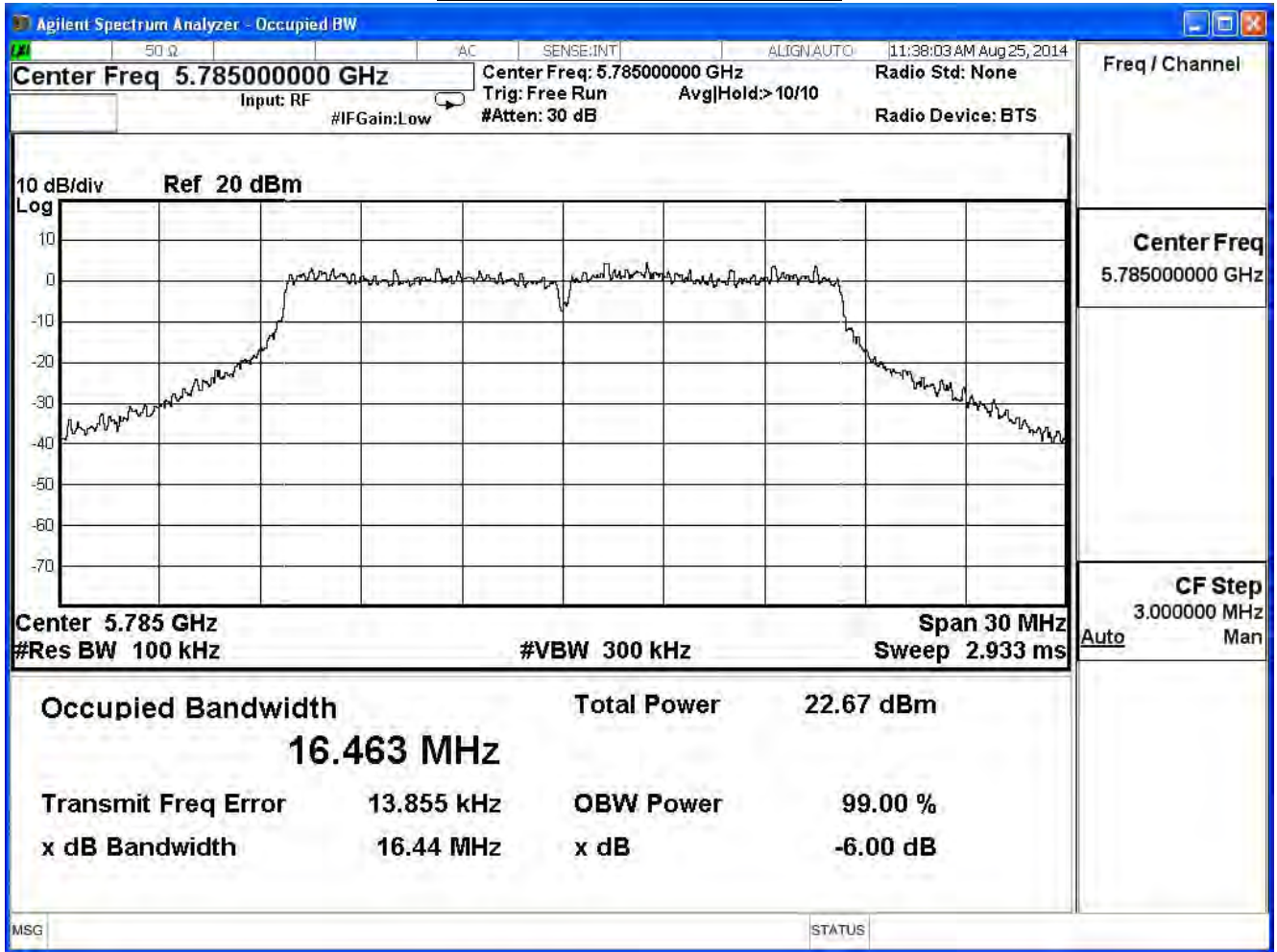
802.11a(ANT 2)

| Channel No. | Frequency (MHz) | Measure Level (MHz) | Limit (MHz) | Result |
|-------------|-----------------|---------------------|-------------|--------|
| 149 | 5745 | 16.37 | ≥ 0.5 | Pass |
| 157 | 5785 | 16.44 | ≥ 0.5 | Pass |
| 165 | 5825 | 16.44 | ≥ 0.5 | Pass |

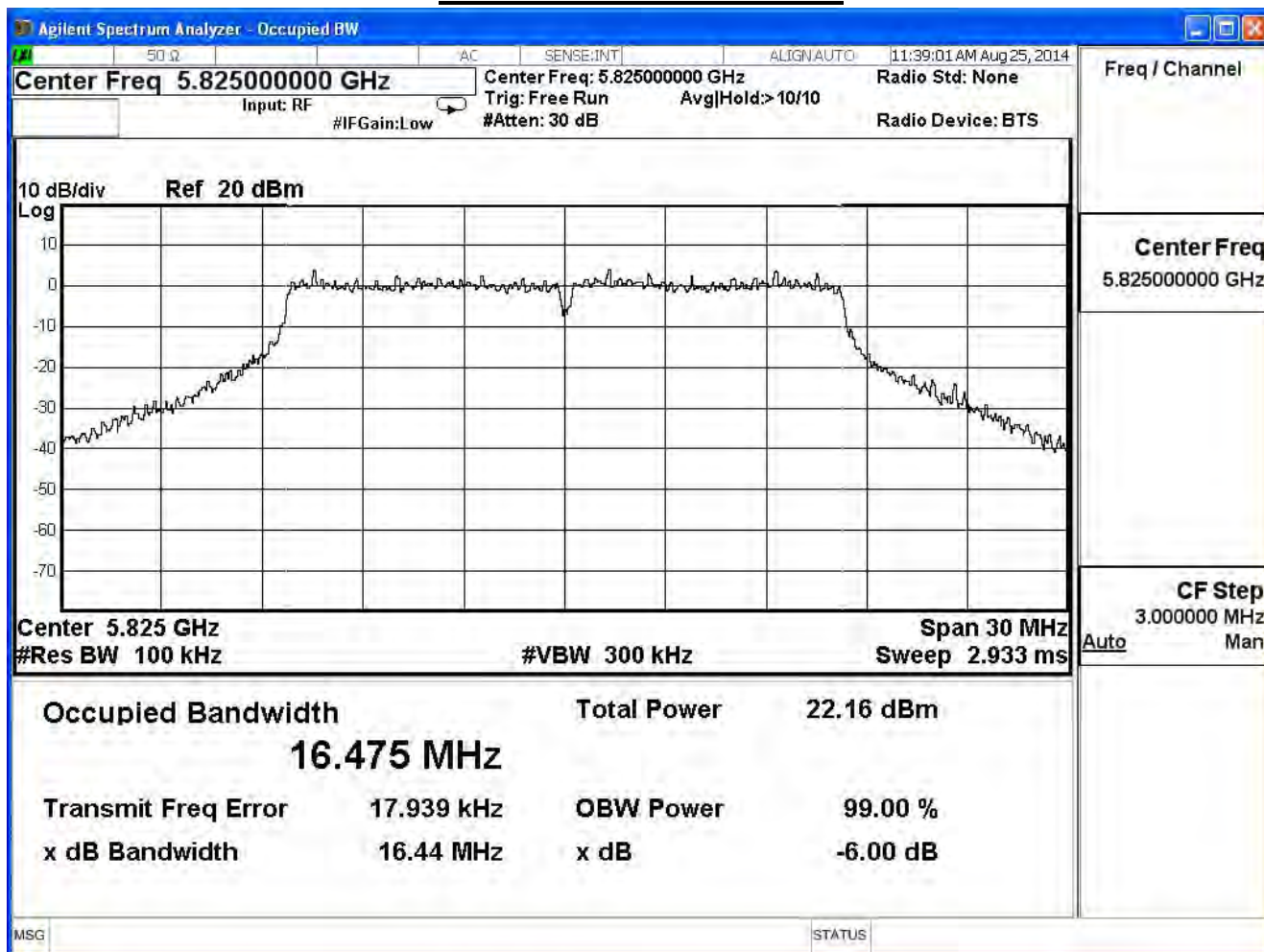
DTS Bandwidth – Channel 149



DTS Bandwidth – Channel 157



DTS Bandwidth – Channel 165

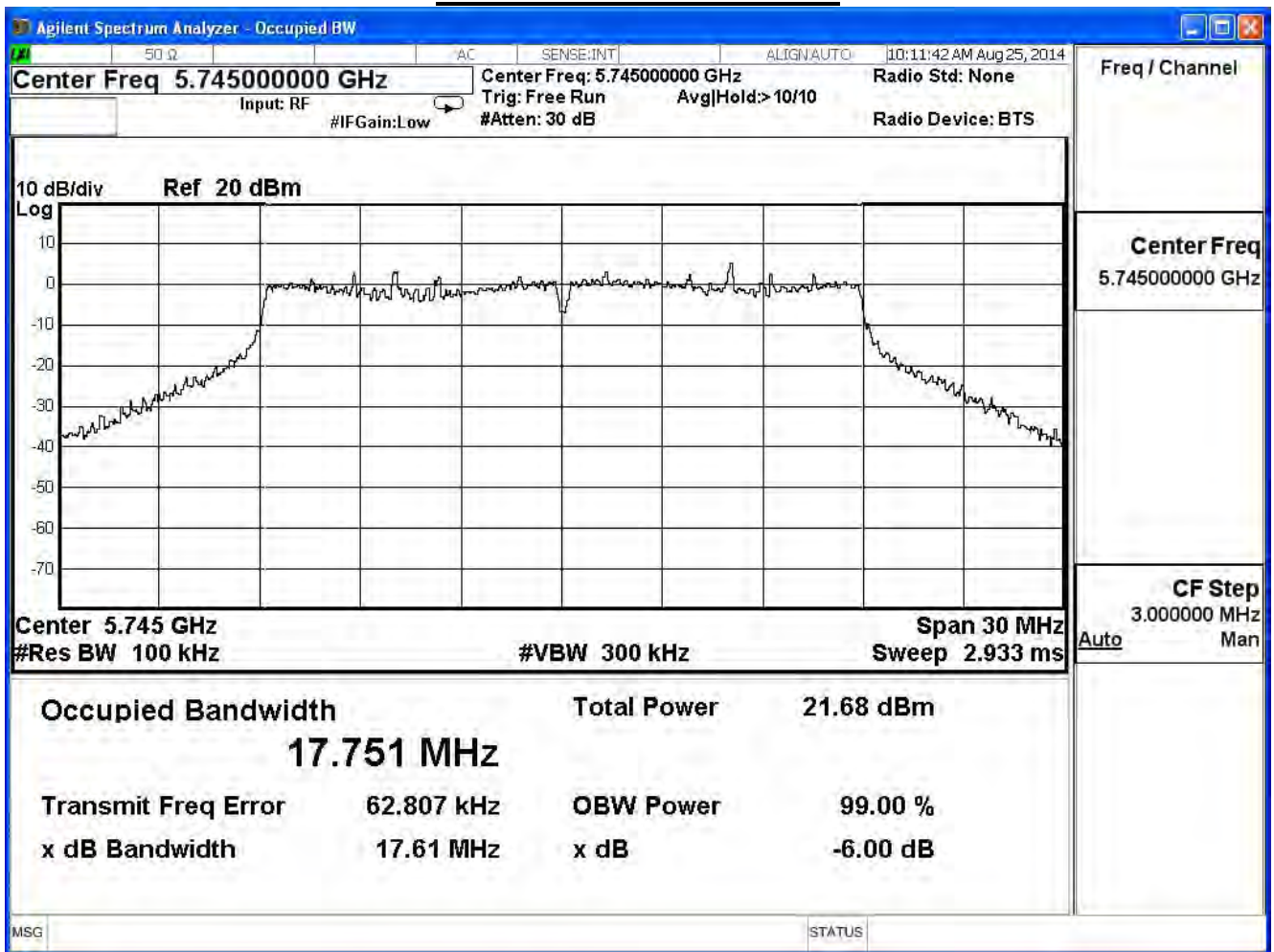


| | | | |
|--------------|-----------------------------|-----------|-----|
| Product | VDSL2 Security Firewall | | |
| Test Item | DTS Bandwidth | | |
| Test Mode | Mode 1: Transmit (CDD Mode) | | |
| Date of Test | 2014/08/25 | Test Site | SR7 |

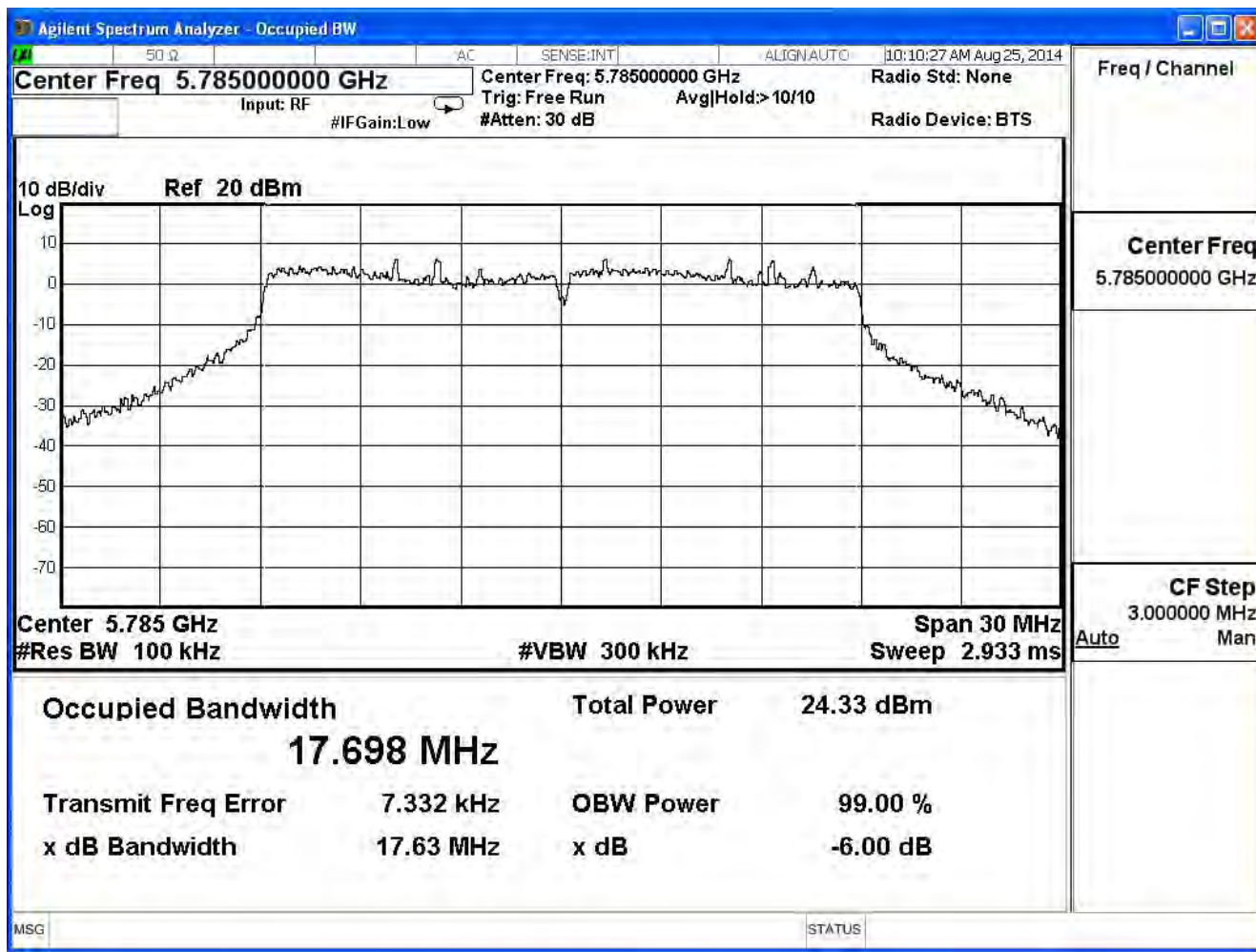
802.11n_20M(ANT 0)

| Channel No. | Frequency (MHz) | Measure Level (MHz) | Limit (MHz) | Result |
|-------------|-----------------|---------------------|-------------|--------|
| 149 | 5745 | 17.61 | ≥ 0.5 | Pass |
| 157 | 5785 | 17.63 | ≥ 0.5 | Pass |
| 165 | 5825 | 16.72 | ≥ 0.5 | Pass |

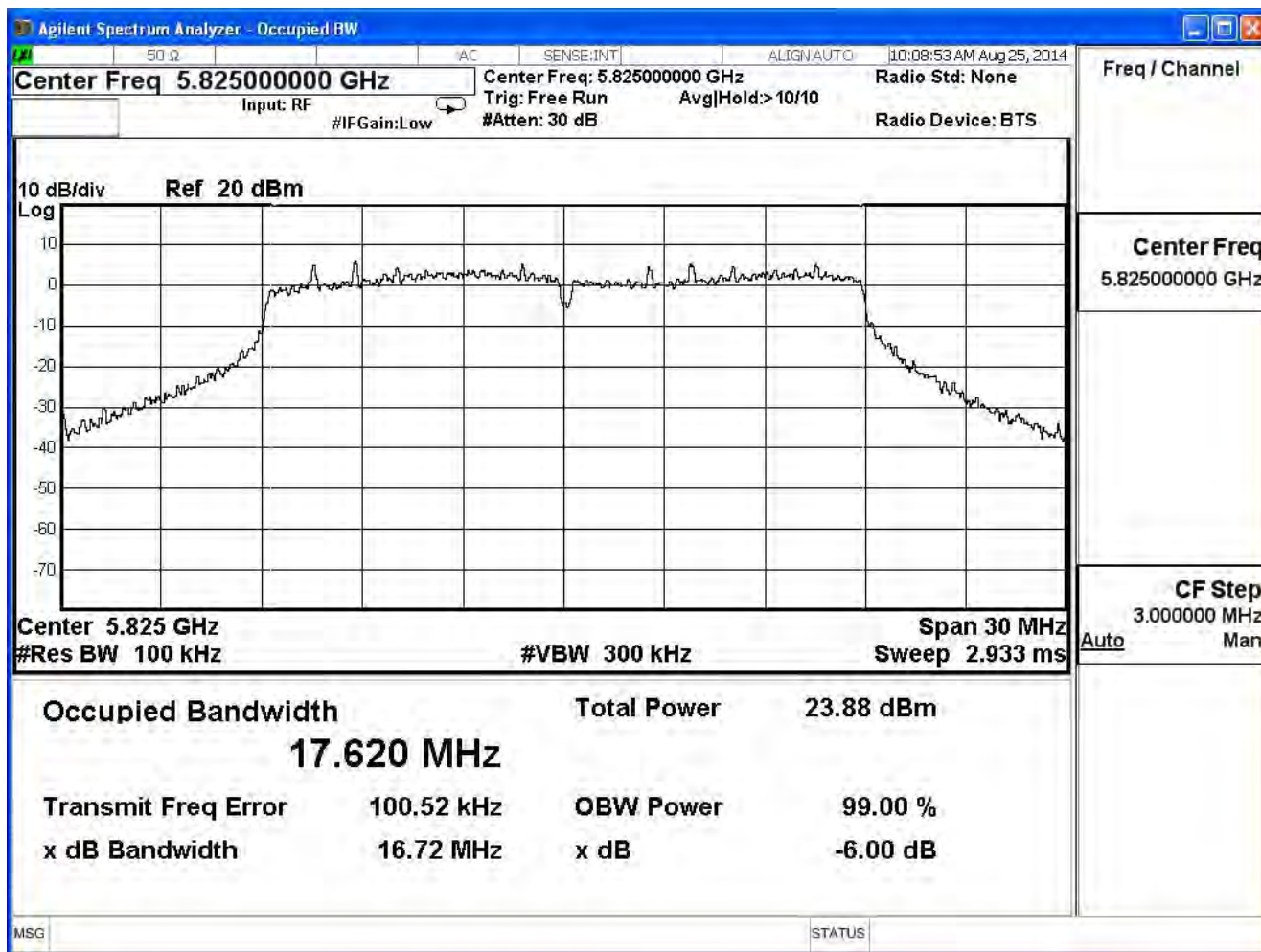
DTS Bandwidth – Channel 149



DTS Bandwidth – Channel 157



DTS Bandwidth – Channel 165

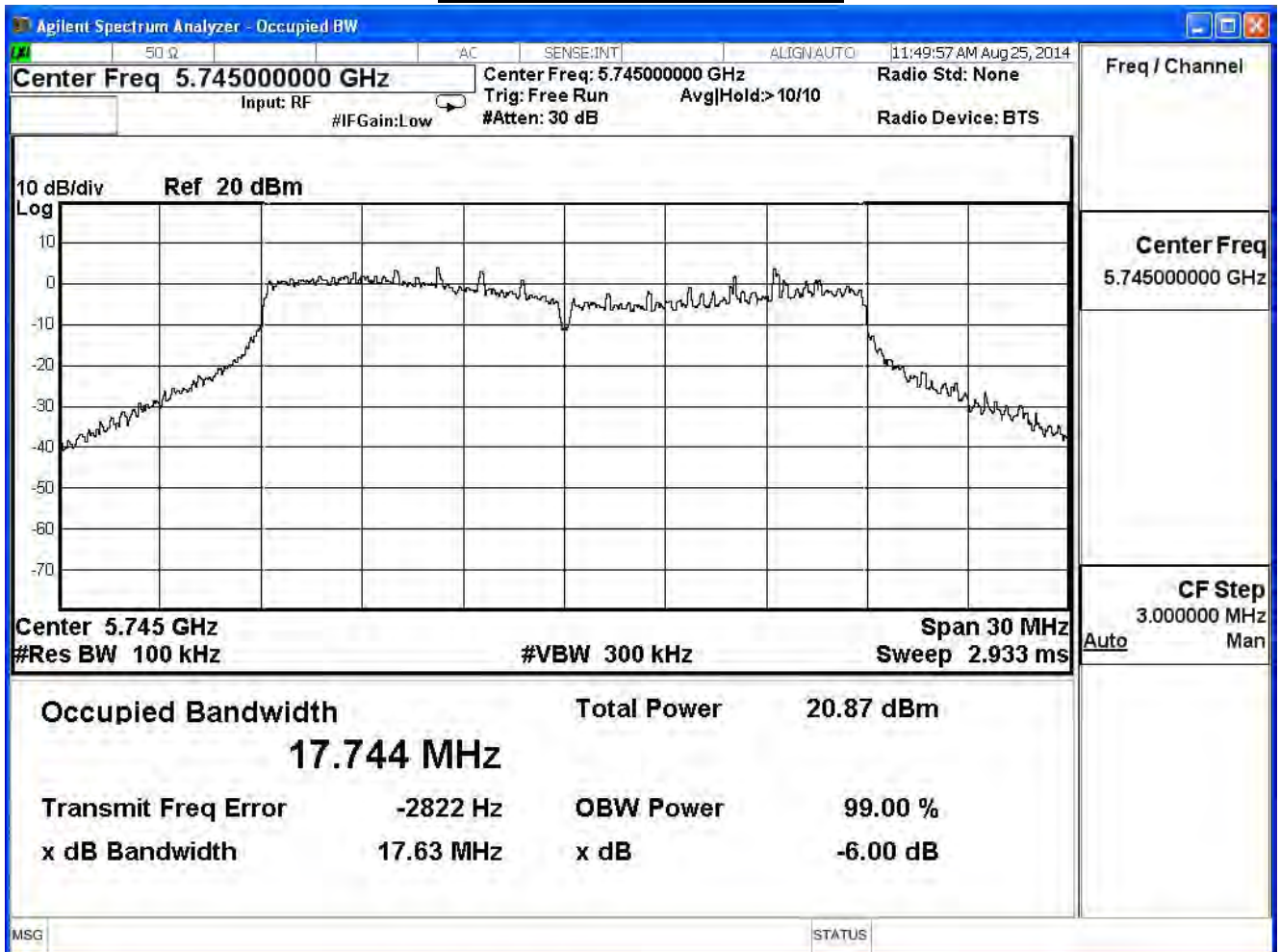


| | | | |
|--------------|-----------------------------|-----------|-----|
| Product | VDSL2 Security Firewall | | |
| Test Item | DTS Bandwidth | | |
| Test Mode | Mode 1: Transmit (CDD Mode) | | |
| Date of Test | 2014/08/25 | Test Site | SR7 |

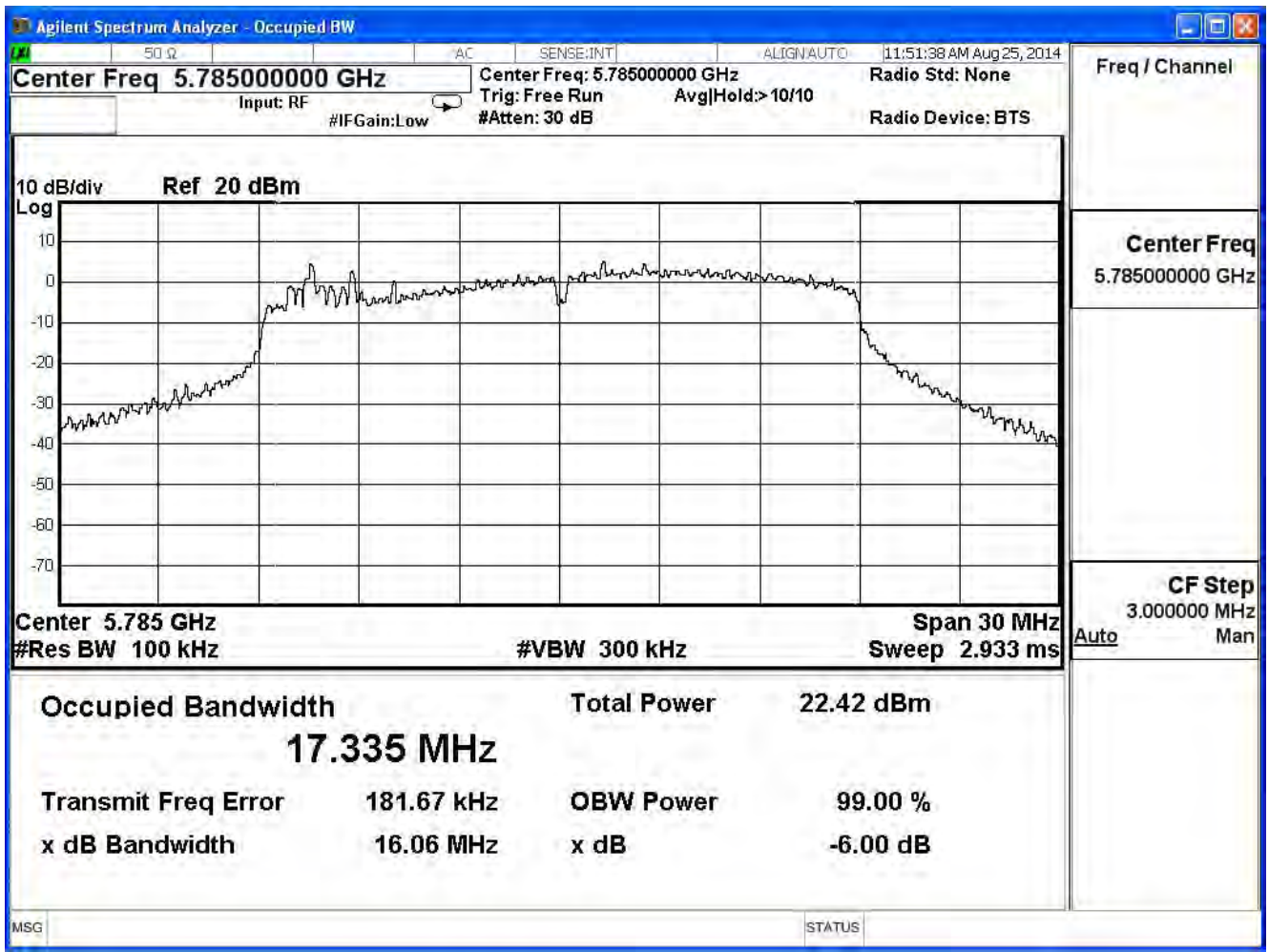
802.11n_20M(ANT 1)

| Channel No. | Frequency (MHz) | Measure Level (MHz) | Limit (MHz) | Result |
|-------------|-----------------|---------------------|-------------|--------|
| 149 | 5745 | 17.63 | ≥ 0.5 | Pass |
| 157 | 5785 | 16.06 | ≥ 0.5 | Pass |
| 165 | 5825 | 17.63 | ≥ 0.5 | Pass |

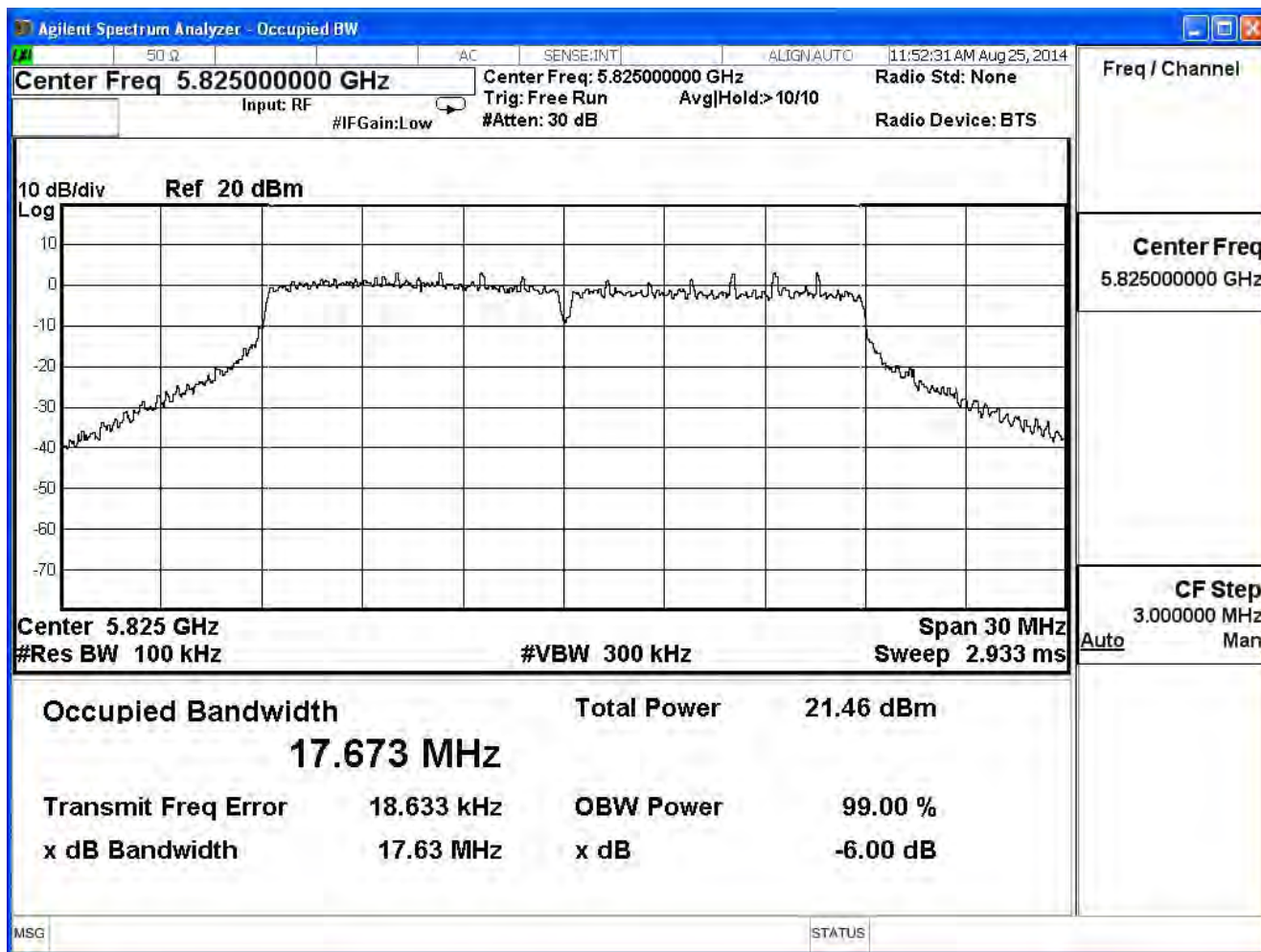
DTS Bandwidth – Channel 149



DTS Bandwidth – Channel 157



DTS Bandwidth – Channel 165

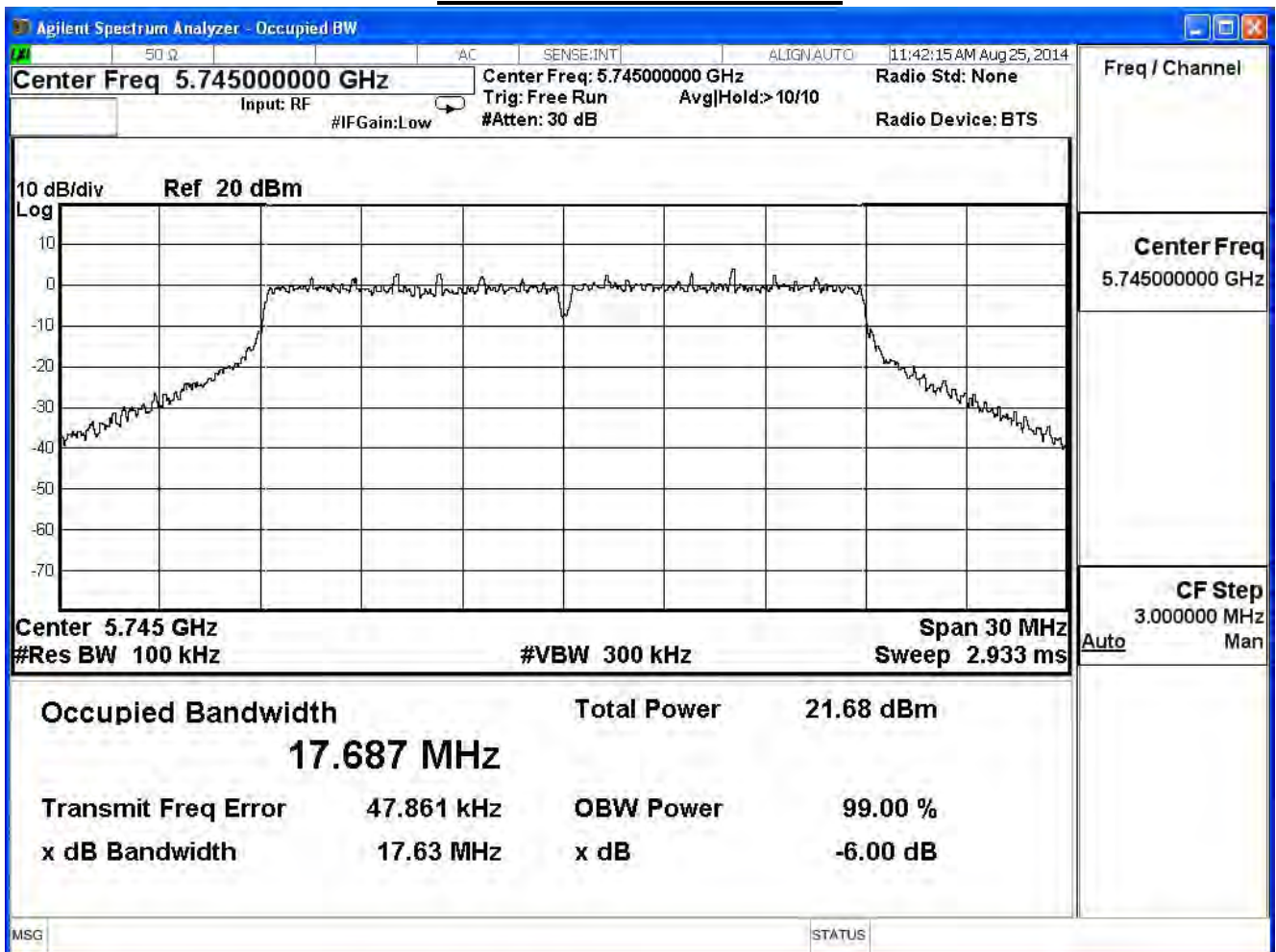


| | | | |
|--------------|-----------------------------|-----------|-----|
| Product | VDSL2 Security Firewall | | |
| Test Item | DTS Bandwidth | | |
| Test Mode | Mode 1: Transmit (CDD Mode) | | |
| Date of Test | 2014/08/25 | Test Site | SR7 |

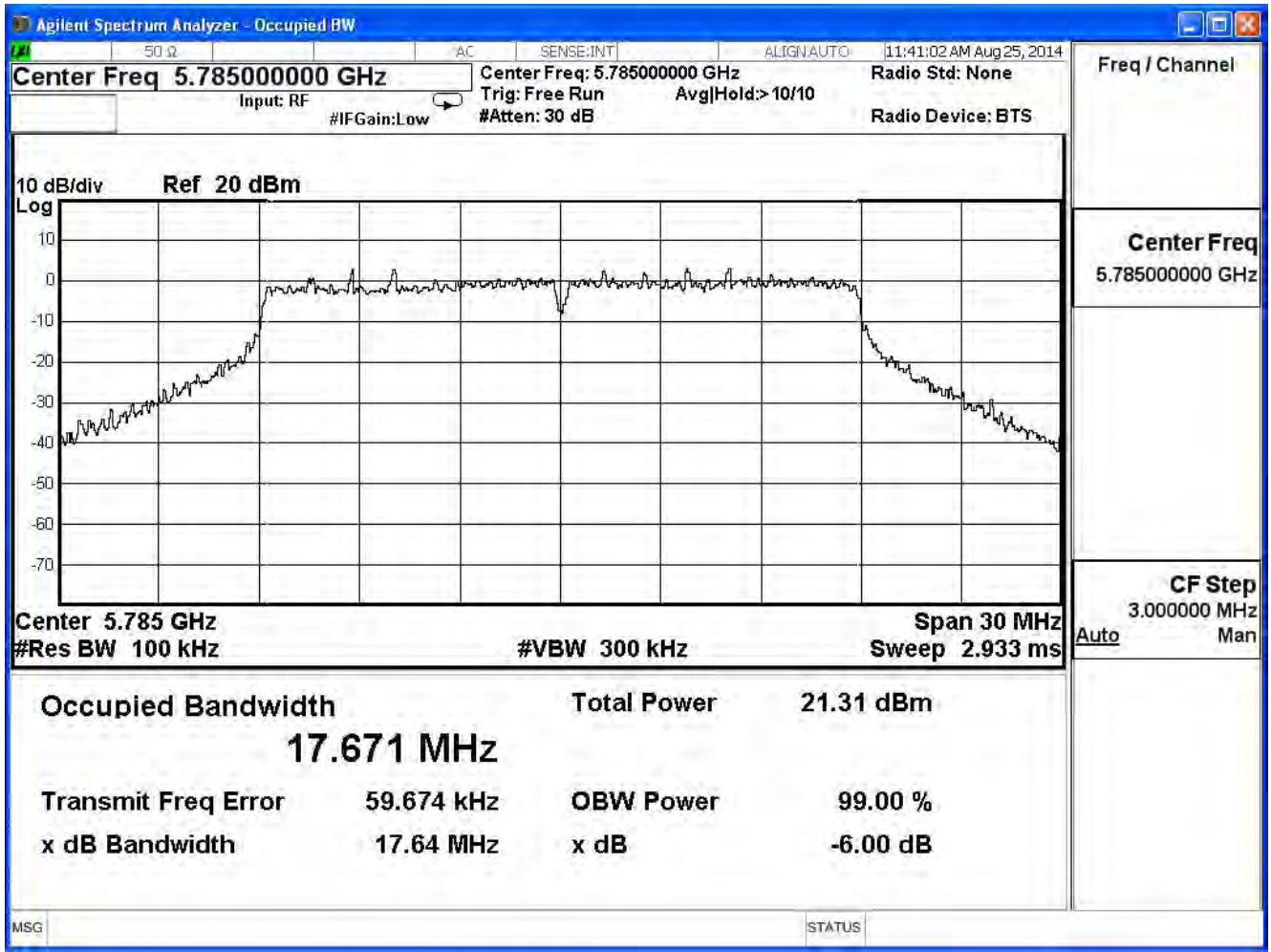
802.11n_20M(ANT 2)

| Channel No. | Frequency (MHz) | Measure Level (MHz) | Limit (MHz) | Result |
|-------------|-----------------|---------------------|-------------|--------|
| 149 | 5745 | 17.63 | ≥ 0.5 | Pass |
| 157 | 5785 | 17.64 | ≥ 0.5 | Pass |
| 165 | 5825 | 17.65 | ≥ 0.5 | Pass |

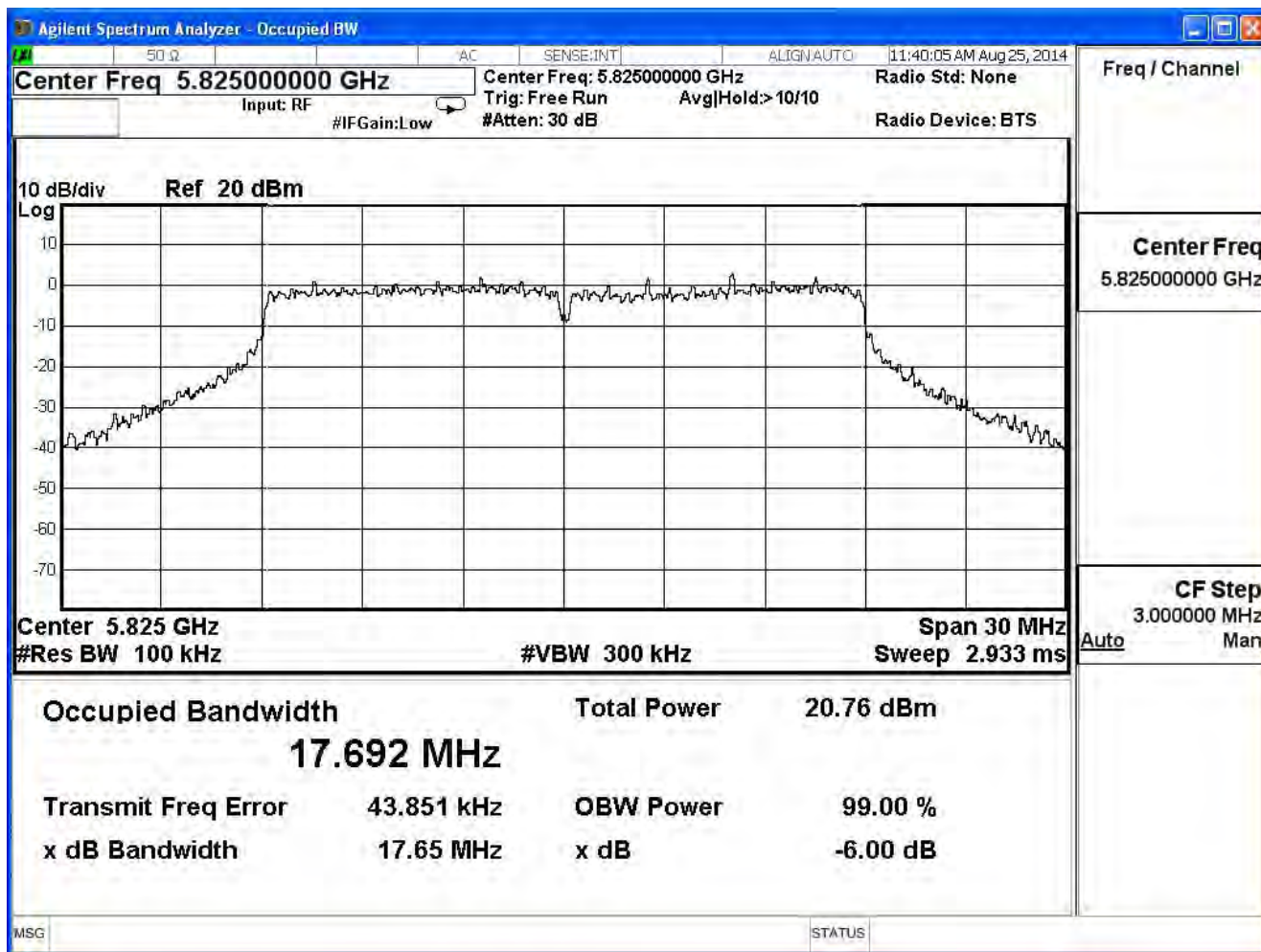
DTS Bandwidth – Channel 149



DTS Bandwidth – Channel 157



DTS Bandwidth – Channel 165

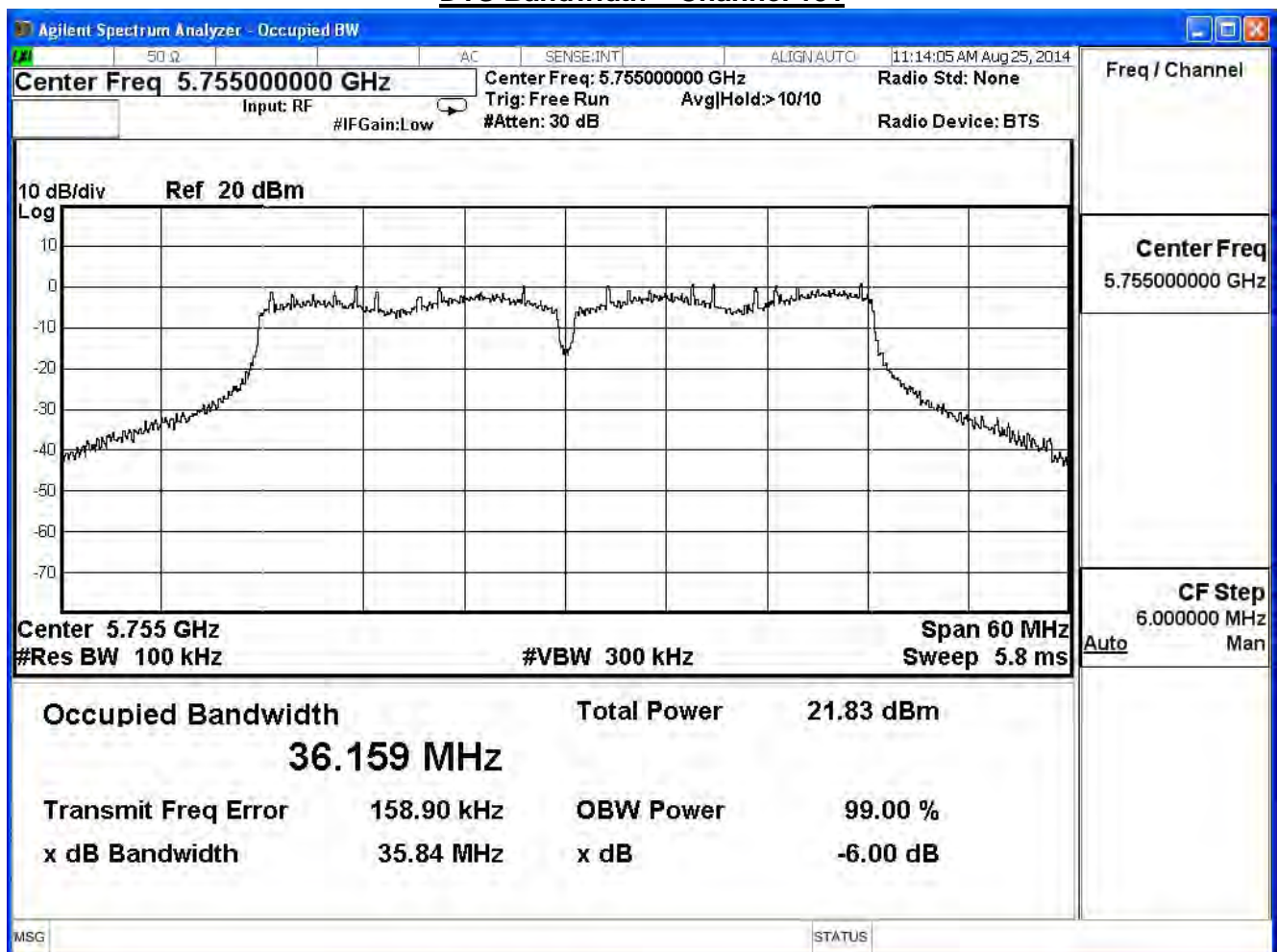


| | | | |
|--------------|-----------------------------|-----------|-----|
| Product | VDSL2 Security Firewall | | |
| Test Item | DTS Bandwidth | | |
| Test Mode | Mode 1: Transmit (CDD Mode) | | |
| Date of Test | 2014/08/25 | Test Site | SR7 |

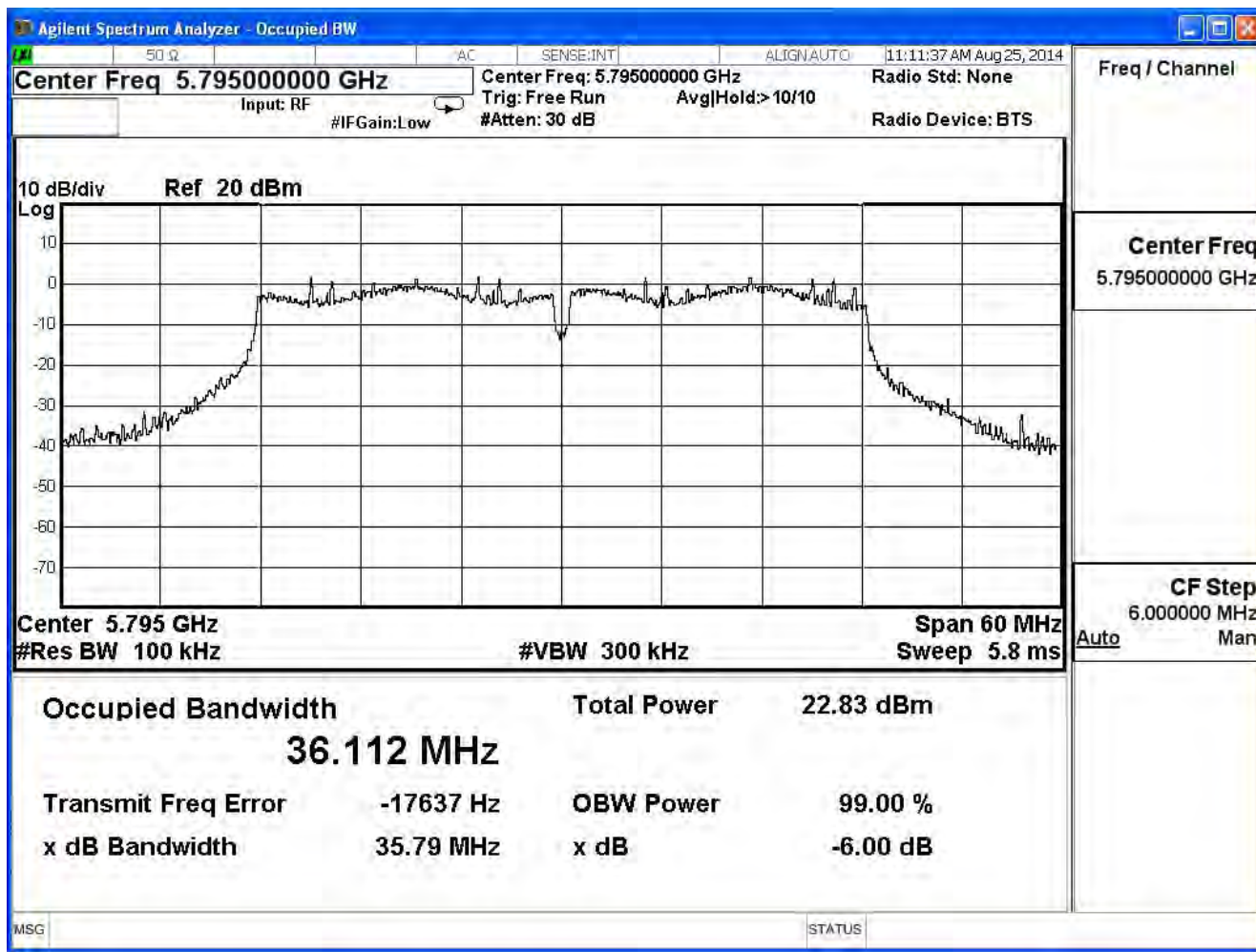
802.11n_40M(ANT 0)

| Channel No. | Frequency (MHz) | Measure Level (MHz) | Limit (MHz) | Result |
|-------------|-----------------|---------------------|-------------|--------|
| 151 | 5755 | 35.84 | ≥ 0.5 | Pass |
| 159 | 5795 | 35.79 | ≥ 0.5 | Pass |

DTS Bandwidth – Channel 151



DTS Bandwidth – Channel 159

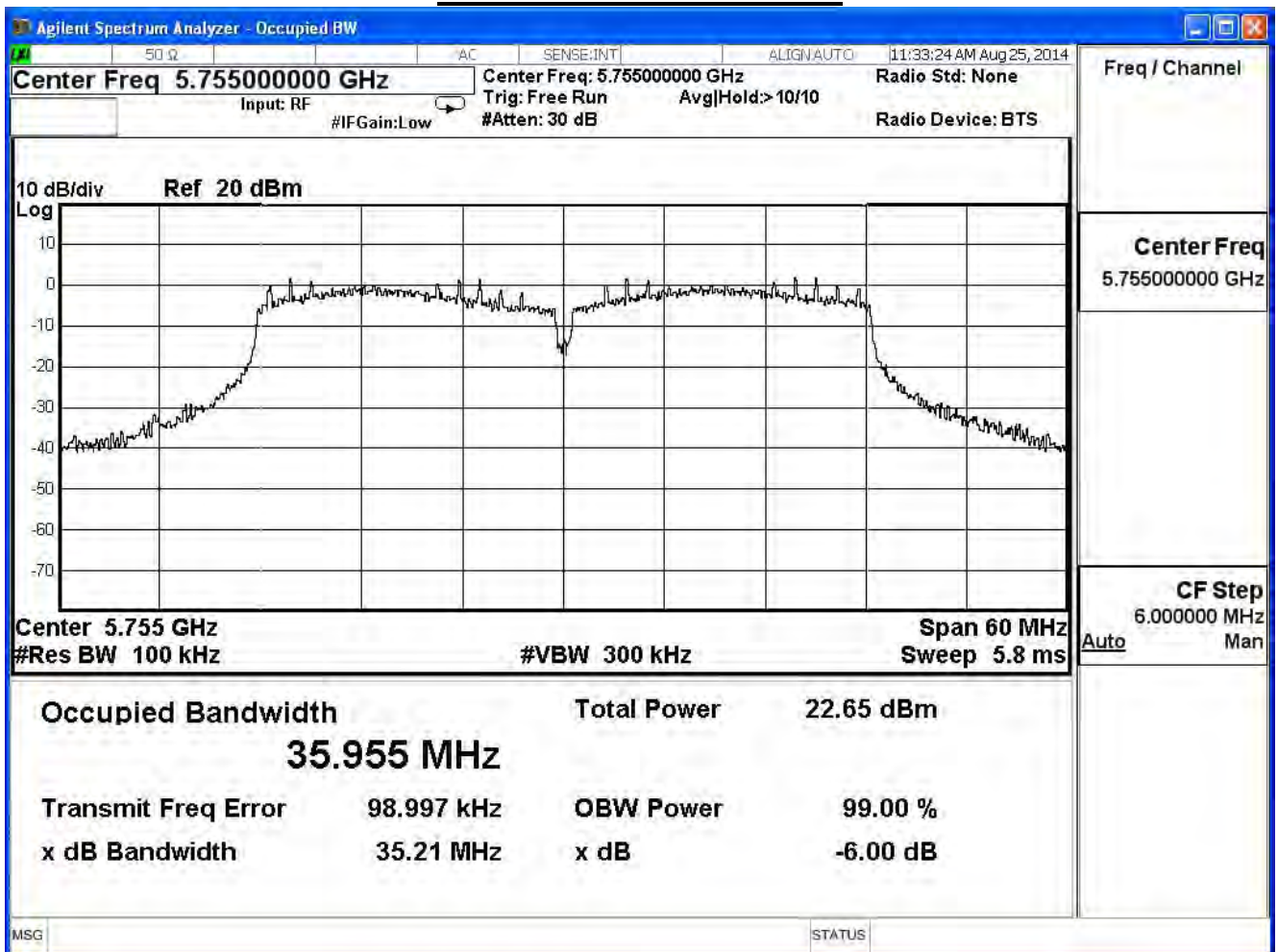


| | | | |
|--------------|-----------------------------|-----------|-----|
| Product | VDSL2 Security Firewall | | |
| Test Item | DTS Bandwidth | | |
| Test Mode | Mode 1: Transmit (CDD Mode) | | |
| Date of Test | 2014/08/25 | Test Site | SR7 |

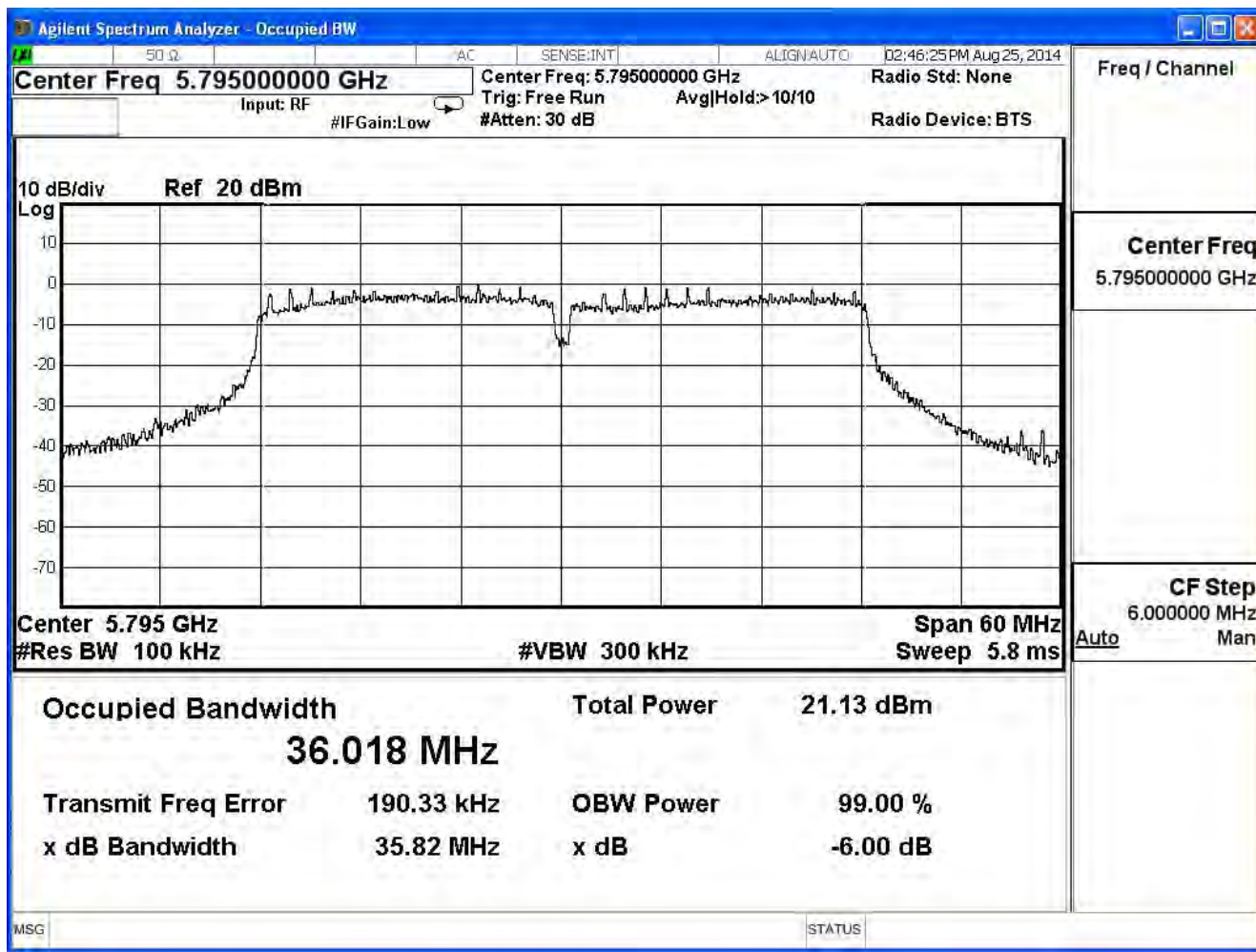
802.11n_40M(ANT 1)

| Channel No. | Frequency (MHz) | Measure Level (MHz) | Limit (MHz) | Result |
|-------------|-----------------|---------------------|-------------|--------|
| 151 | 5755 | 35.21 | ≥ 0.5 | Pass |
| 159 | 5795 | 35.82 | ≥ 0.5 | Pass |

DTS Bandwidth – Channel 151



DTS Bandwidth – Channel 159

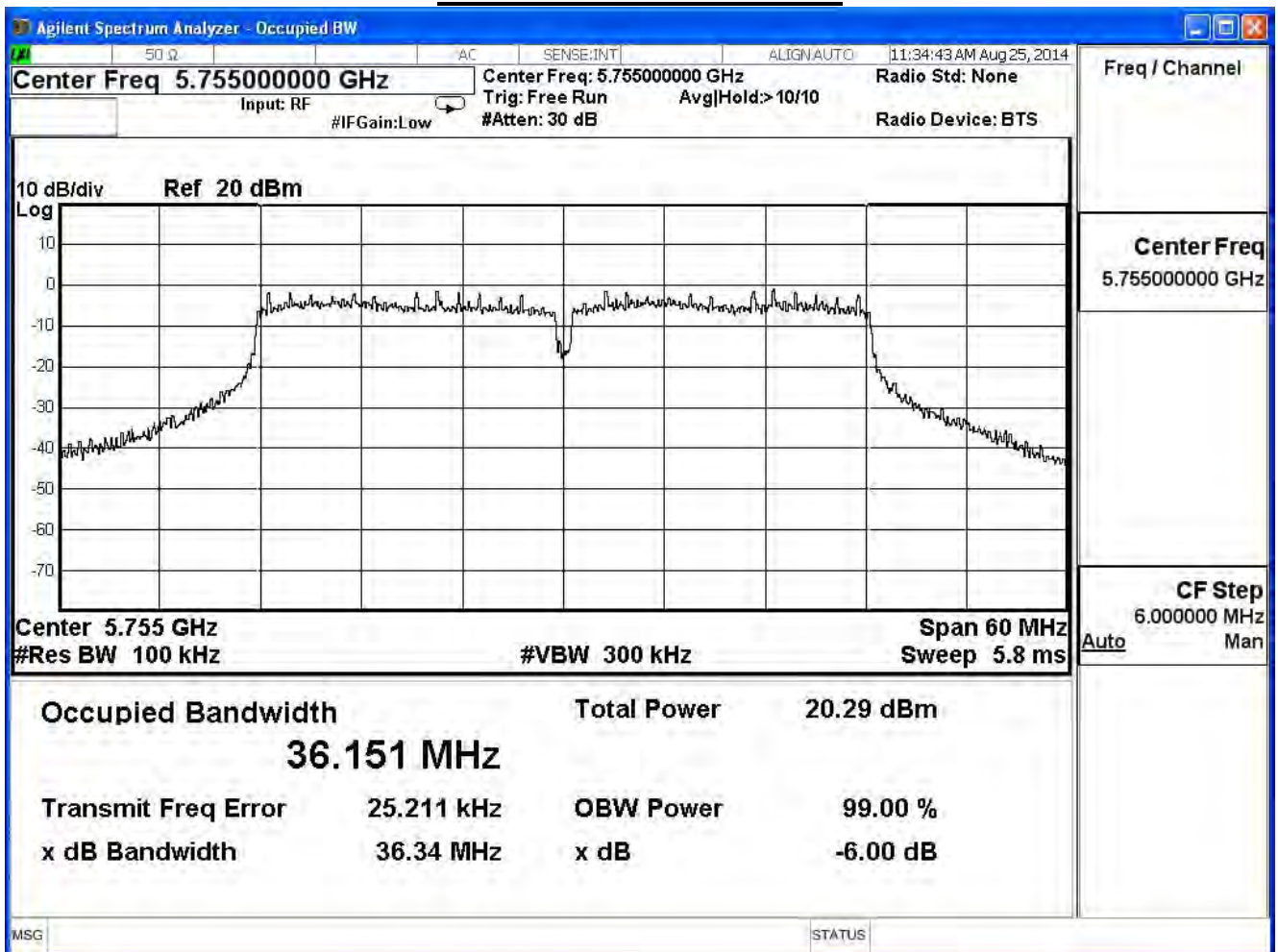


| | | | |
|--------------|-----------------------------|-----------|-----|
| Product | VDSL2 Security Firewall | | |
| Test Item | DTS Bandwidth | | |
| Test Mode | Mode 1: Transmit (CDD Mode) | | |
| Date of Test | 2014/08/25 | Test Site | SR7 |

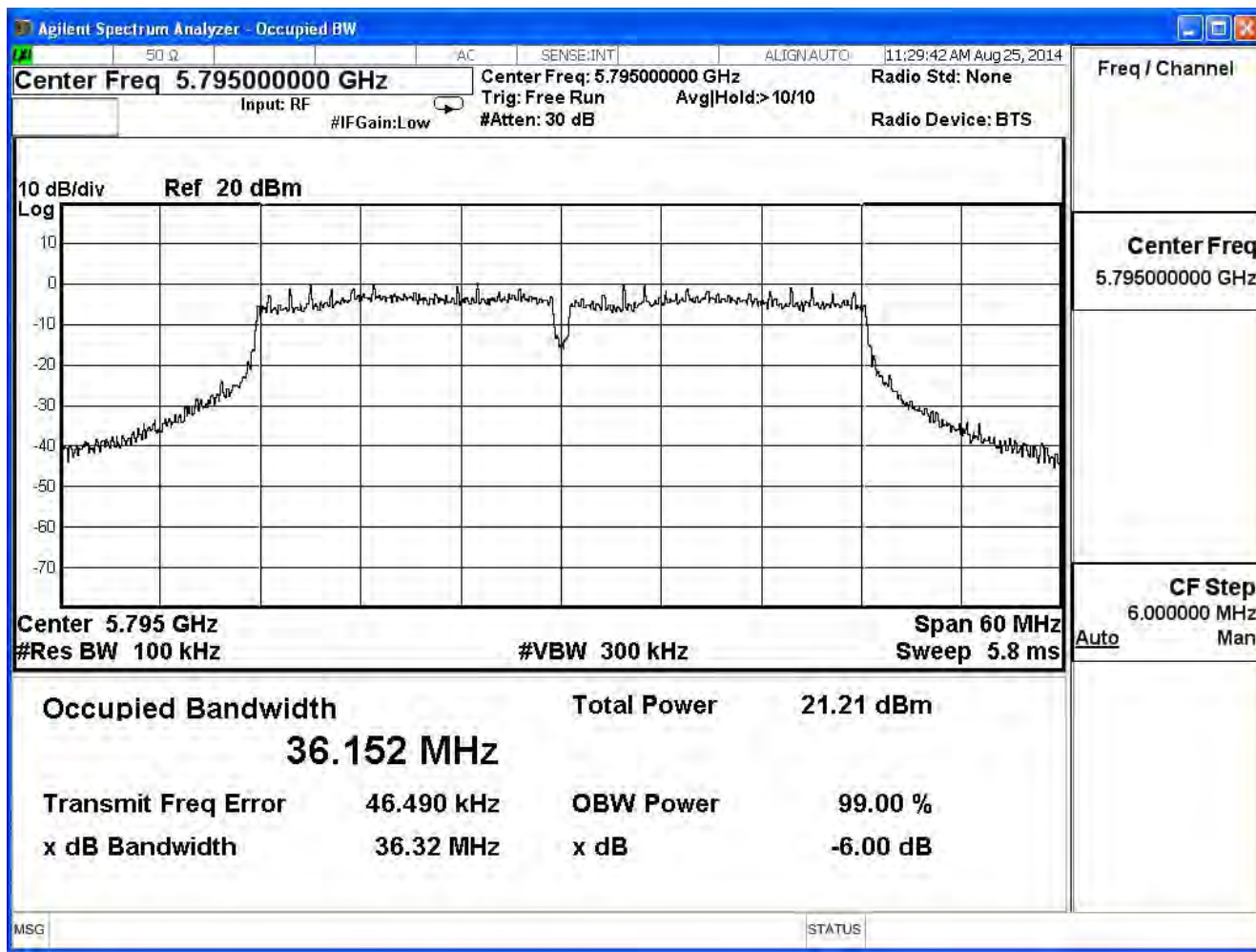
802.11n_40M(ANT 2)

| Channel No. | Frequency (MHz) | Measure Level (MHz) | Limit (MHz) | Result |
|-------------|-----------------|---------------------|-------------|--------|
| 151 | 5755 | 36.34 | ≥ 0.5 | Pass |
| 159 | 5795 | 36.32 | ≥ 0.5 | Pass |

DTS Bandwidth – Channel 151



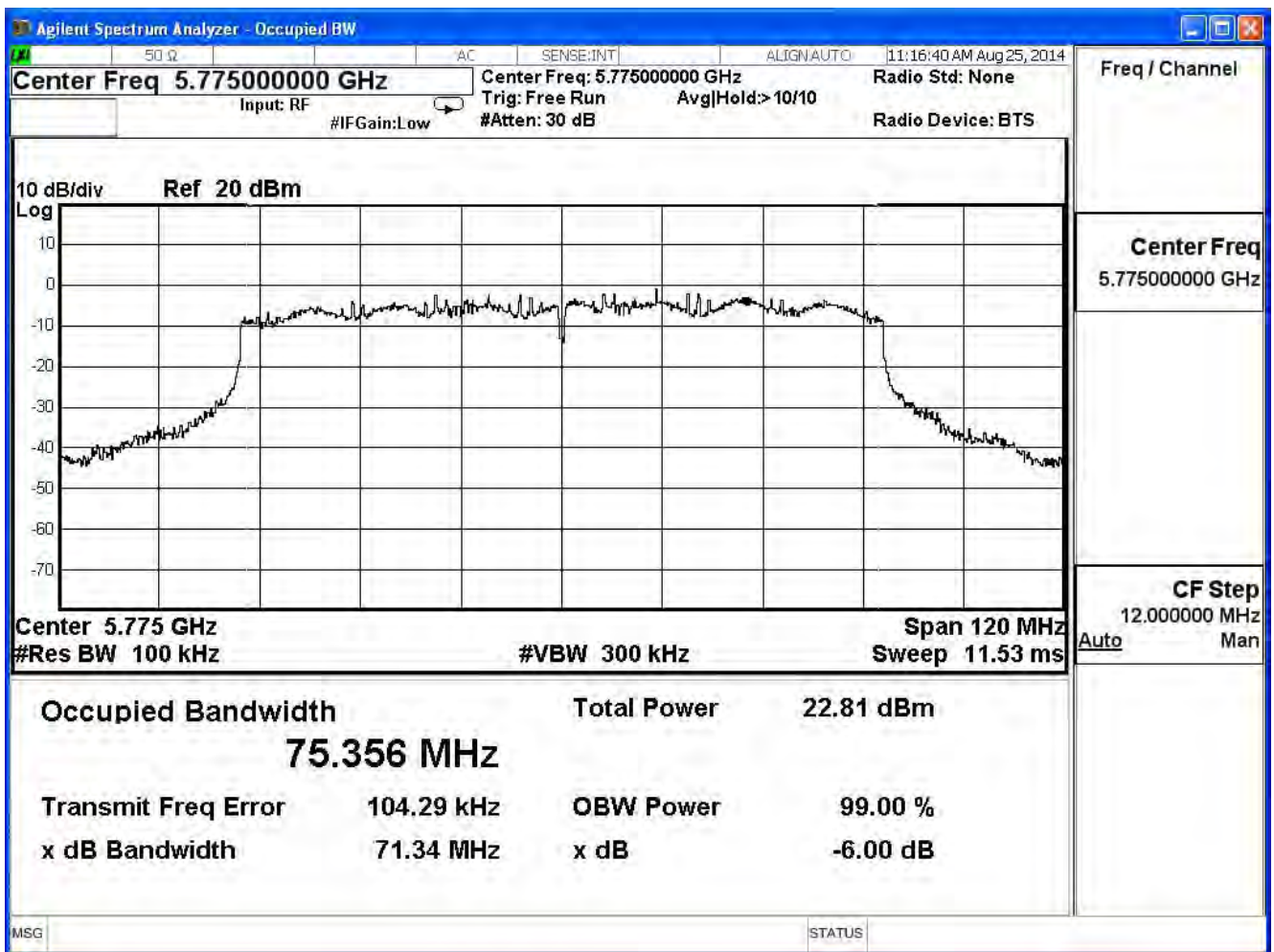
DTS Bandwidth – Channel 159



| | | | |
|--------------|-----------------------------|-----------|-----|
| Product | VDSL2 Security Firewall | | |
| Test Item | DTS Bandwidth | | |
| Test Mode | Mode 1: Transmit (CDD Mode) | | |
| Date of Test | 2014/08/25 | Test Site | SR7 |

| 802.11ac(80M) (ANT 0) | | | | |
|-----------------------|-----------------|---------------------|-------------|--------|
| Channel No. | Frequency (MHz) | Measure Level (MHz) | Limit (MHz) | Result |
| 155 | 5775 | 71.34 | ≥ 0.5 | Pass |

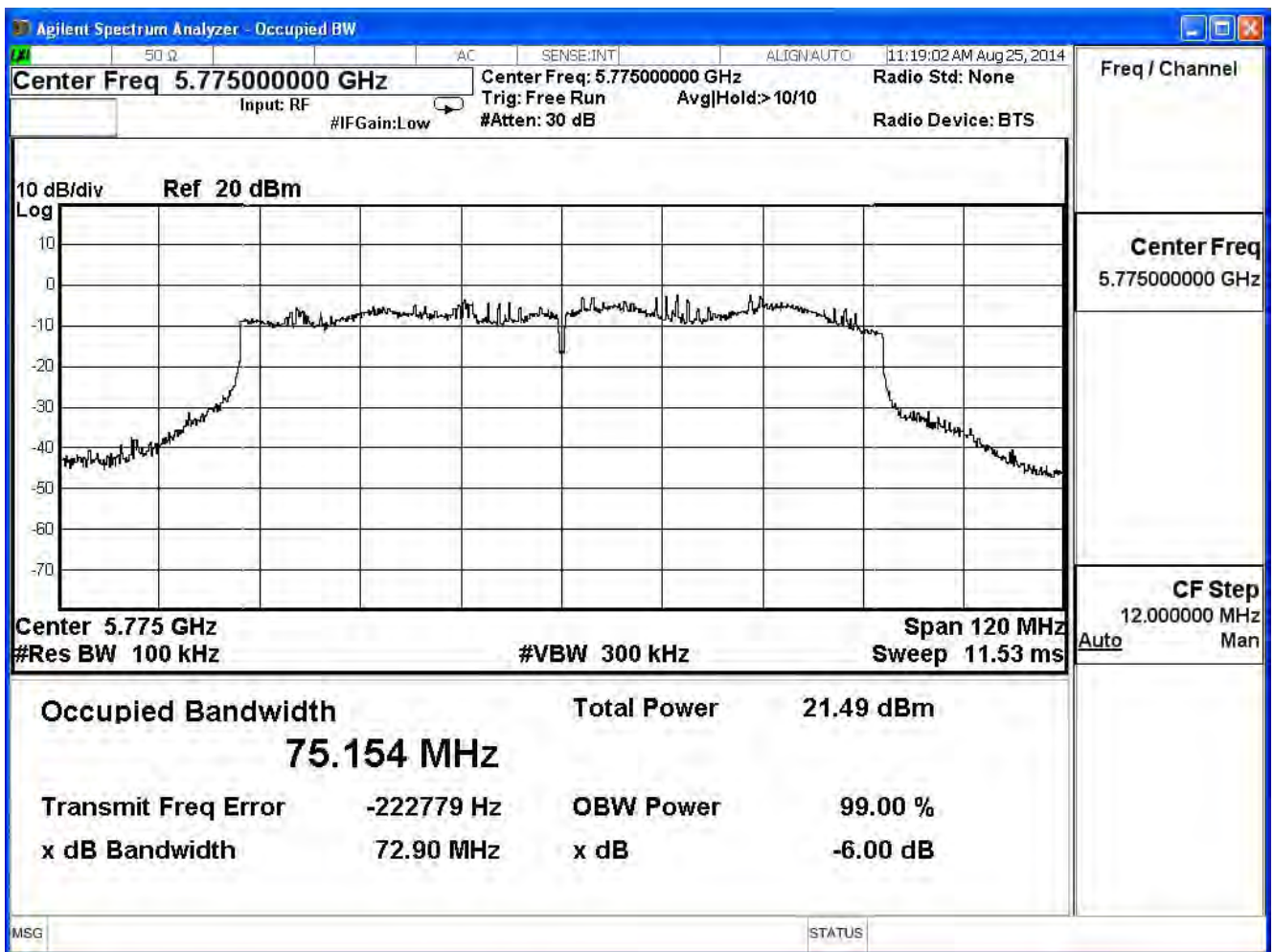
DTS Bandwidth – Channel 155



| | | | |
|--------------|-----------------------------|-----------|-----|
| Product | VDSL2 Security Firewall | | |
| Test Item | DTS Bandwidth | | |
| Test Mode | Mode 1: Transmit (CDD Mode) | | |
| Date of Test | 2014/08/25 | Test Site | SR7 |

| 802.11ac(80M) (ANT 1) | | | | |
|-----------------------|-----------------|---------------------|-------------|--------|
| Channel No. | Frequency (MHz) | Measure Level (MHz) | Limit (MHz) | Result |
| 155 | 5775 | 72.90 | ≥ 0.5 | Pass |

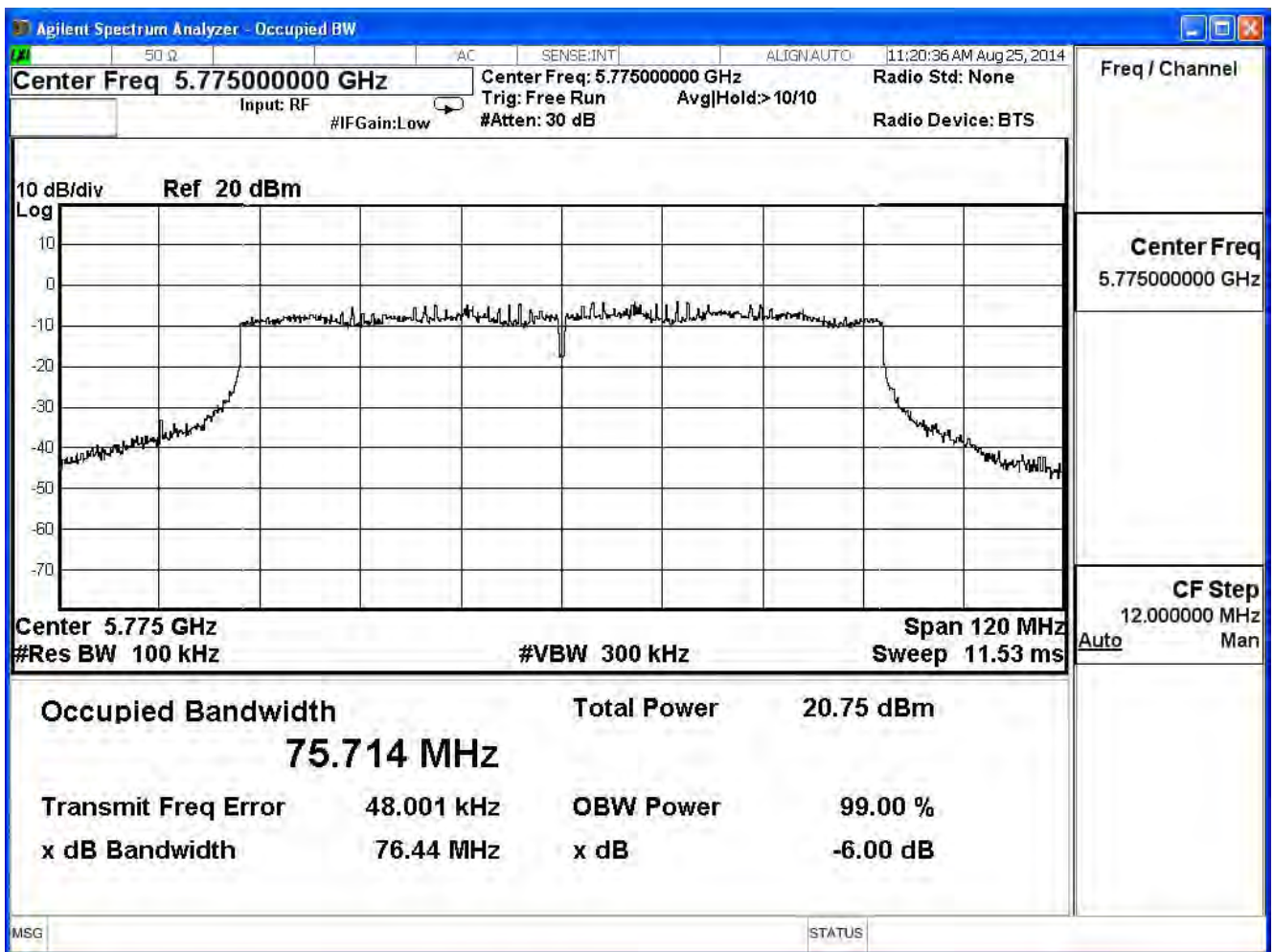
DTS Bandwidth – Channel 155



| | | | |
|--------------|-----------------------------|-----------|-----|
| Product | VDSL2 Security Firewall | | |
| Test Item | DTS Bandwidth | | |
| Test Mode | Mode 1: Transmit (CDD Mode) | | |
| Date of Test | 2014/08/25 | Test Site | SR7 |

| 802.11ac(80M) (ANT 2) | | | | |
|-----------------------|-----------------|---------------------|-------------|--------|
| Channel No. | Frequency (MHz) | Measure Level (MHz) | Limit (MHz) | Result |
| 155 | 5775 | 76.44 | ≥ 0.5 | Pass |

DTS Bandwidth – Channel 155



4. Peak Transmit Output

4.1. Test Equipment

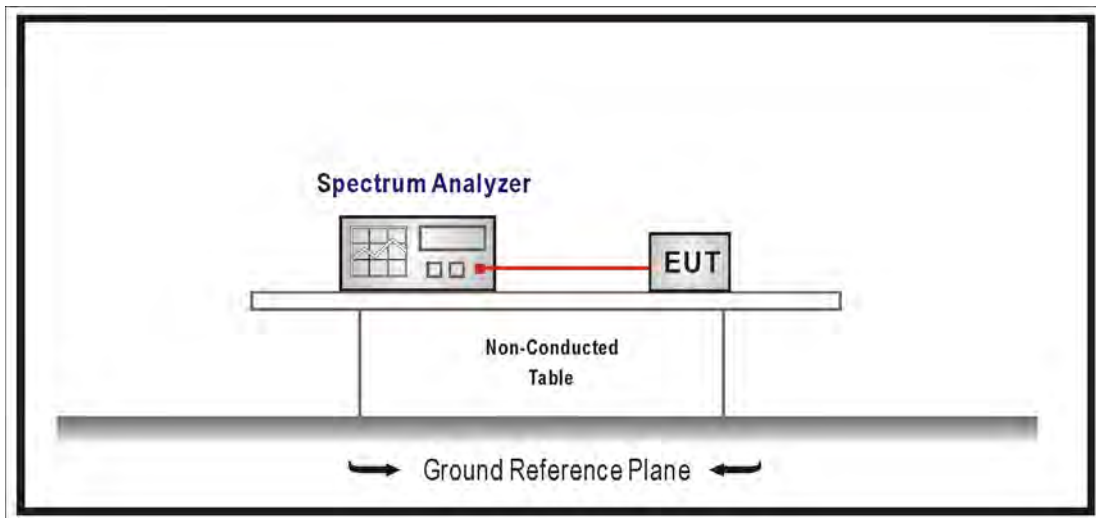
The following test equipments are used during the radiated emission tests:

Peak Transmit Output / SR7

| Instrument | Manufacturer | Model No. | Serial No | Next Cal. Date |
|-------------------|--------------|------------|------------|----------------|
| Spectrum Analyzer | Agilent | N9010A-EXA | US47140172 | 2015/07/14 |

Note: 1. All equipments that need to calibrate are with calibration period of 1 year.

4.2. Test Setup



4.3. Limits

1. For the band 5.15-5.25 GHz, the peak transmit power over the frequency band of operation shall not exceed the lesser of 1W. If transmitting antenna of directional gain greater than 6 dBi are used, the peak transmit power shall be reduced by the amount in dB that directional gain of the antenna exceeds 6 dBi.
2. For the band 5.25-5.35 GHz, the peak transmit power over the frequency band of operation shall not exceed the lesser of 250 mW. If transmitting antenna of directional gain greater than 6 dBi are used, the peak transmit power shall be reduced by the amount in dB that directional gain of the antenna exceeds 6 dBi.
3. For the band 5.725-5.850 GHz, the peak transmit power over the frequency band of operation shall not exceed the lesser of 1W. If transmitting antenna of directional gain greater than 6 dBi are used, the peak transmit power shall be reduced by the amount in dB that directional gain of the antenna exceeds 6 dBi.

4.4. Test Procedure

The EUT was setup to ANSI C63.10:2013; tested to U-NII test procedure of KDB 789033 for compliance to FCC 47CFR Subpart E requirements. The Method SA-1 of the Maximum conducted output power was used.

Set RBW=1MHz, VBW=3MHz with RMS detector and trace average 100 traces in power averaging mode. Set span to encompass the entire emission bandwidth (EBW) of the signal. Compute power by integrating the spectrum across the 26 dB EBW of the signal.

4.5. Uncertainty

The measurement uncertainty is defined as ± 1.27 dB

4.6. Test Result

| | | | |
|--------------|-----------------------------|-----------|-----|
| Product | VDSL2 Security Firewall | | |
| Test Item | Peak Transmit Output | | |
| Test Mode | Mode 1: Transmit (CDD Mode) | | |
| Date of Test | 2014/10/07 | Test Site | SR7 |

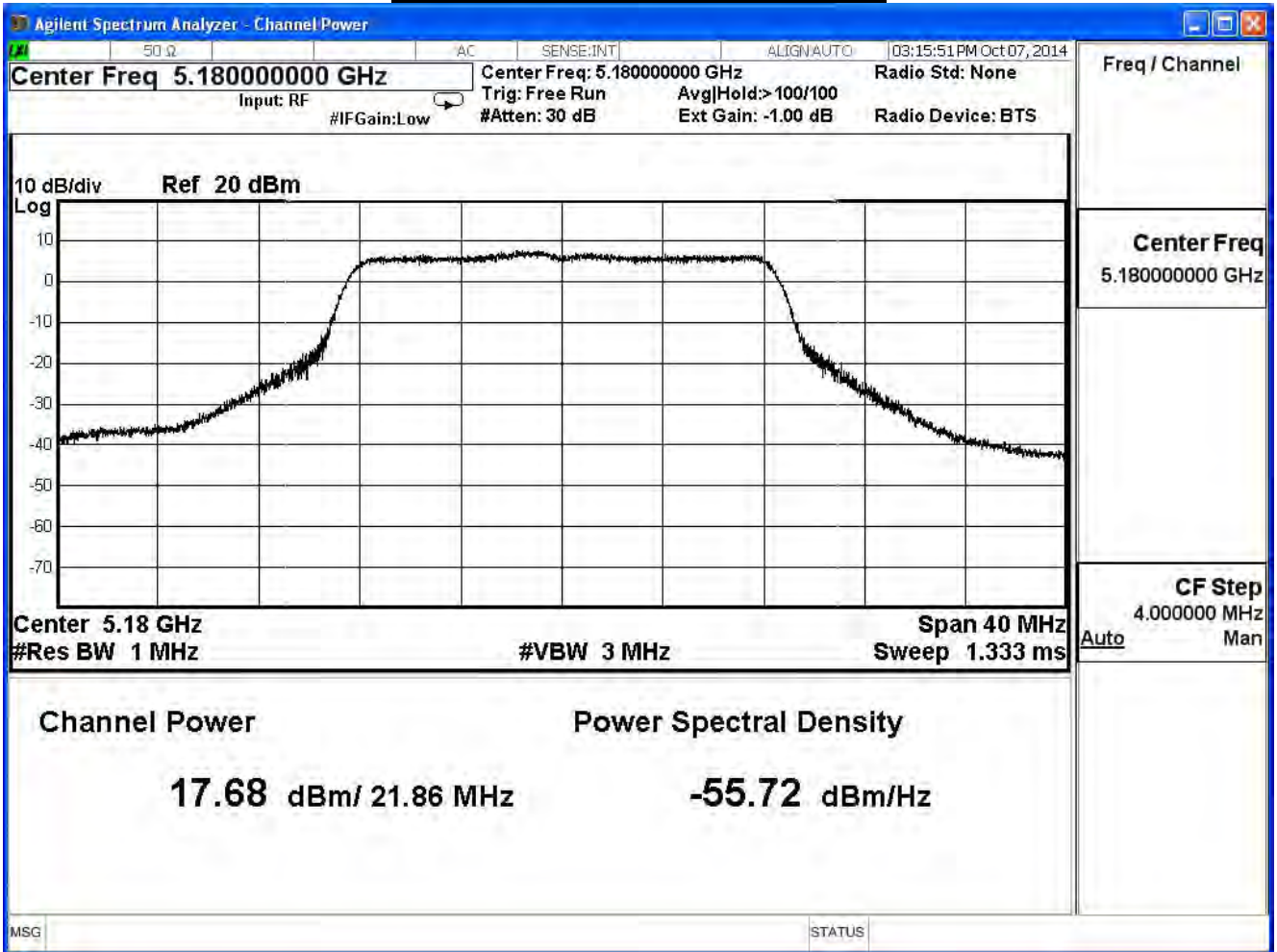
IEEE 802.11a_ANT 0

| Channel No. | Frequency (MHz) | 26dB Bandwidth (MHz) | Output Power (dBm) | Required Limit | Result |
|-------------|-----------------|----------------------|--------------------|----------------|--------|
| 36 | 5180 | 21.86 | 17.680 | ≤30 | Pass |
| 44 | 5220 | 21.58 | 18.540 | ≤30 | Pass |
| 48 | 5240 | 22.07 | 18.560 | ≤30 | Pass |

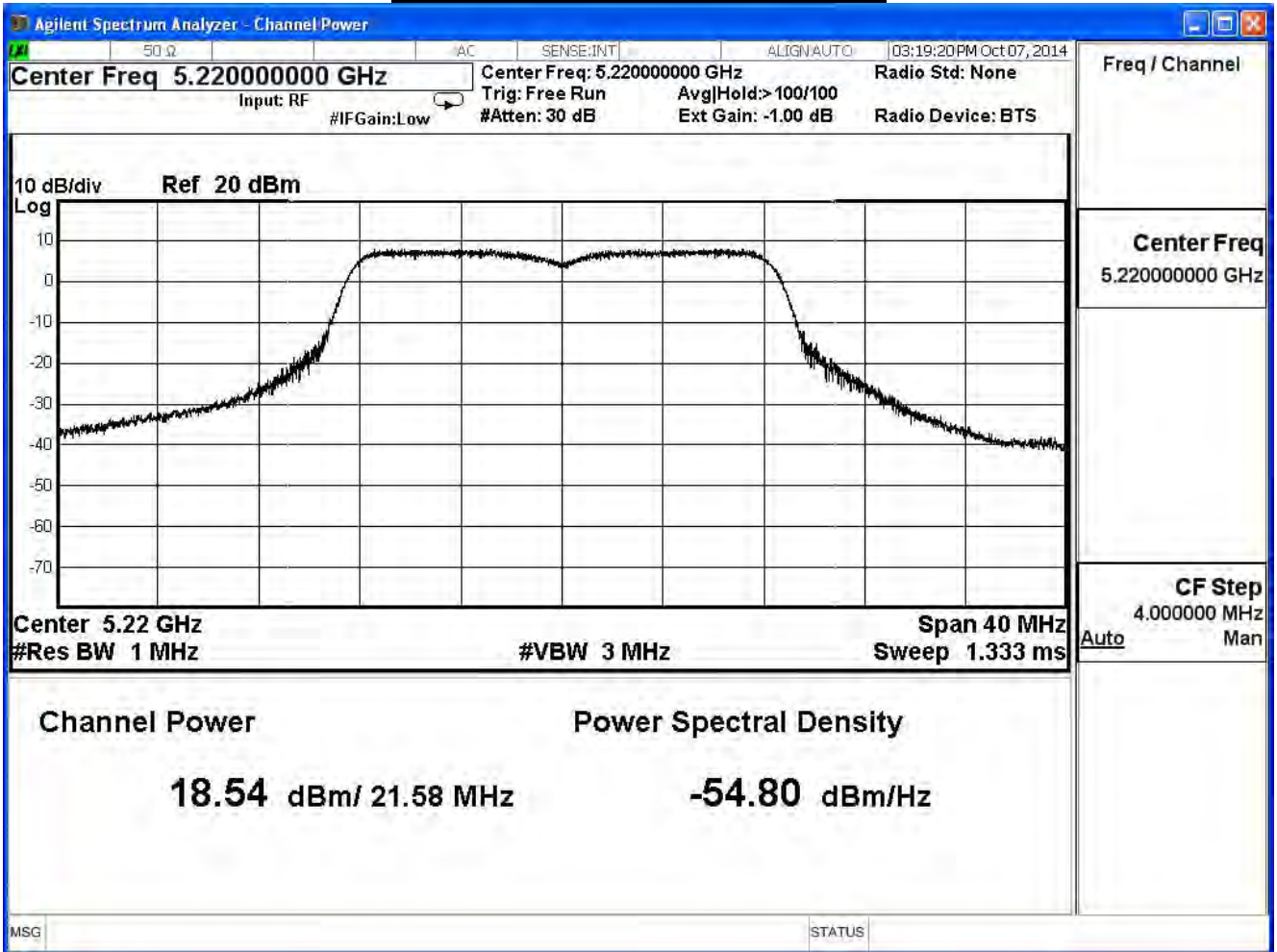
The worst emission of data rate is 6Mbps.

| Peak Power Output (dBm) | | | | | | | | | |
|-------------------------|-----------------|-----------|-------|-------|-------|-------|-------|-------|----------------|
| Channel No | Frequency (MHz) | Data Rate | | | | | | | Required Limit |
| | | 6 | 12 | 18 | 24 | 36 | 48 | 54 | |
| 36 | 5180 | 17.68 | -- | -- | -- | -- | -- | -- | 30dBm |
| 44 | 5220 | 18.54 | 18.30 | 18.10 | 17.99 | 17.73 | 17.49 | 17.37 | |
| 48 | 5240 | 18.56 | -- | -- | -- | -- | -- | -- | |

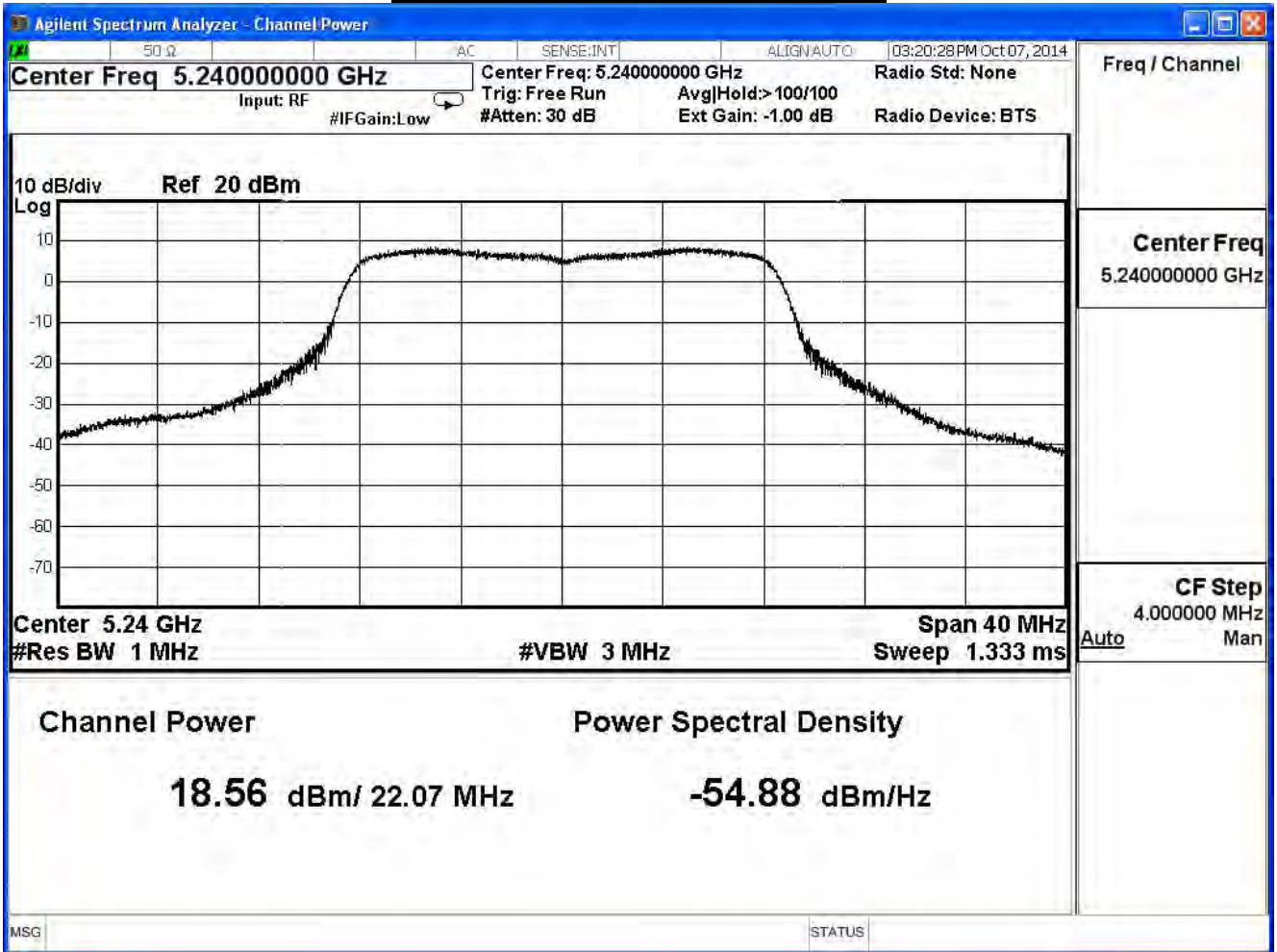
Peak transmit Power - Channel 36



Peak transmit Power - Channel 44



Peak transmit Power - Channel 48



| | | | |
|--------------|-----------------------------|-----------|-----|
| Product | VDSL2 Security Firewall | | |
| Test Item | Peak Transmit Output | | |
| Test Mode | Mode 1: Transmit (CDD Mode) | | |
| Date of Test | 2014/10/07 | Test Site | SR7 |

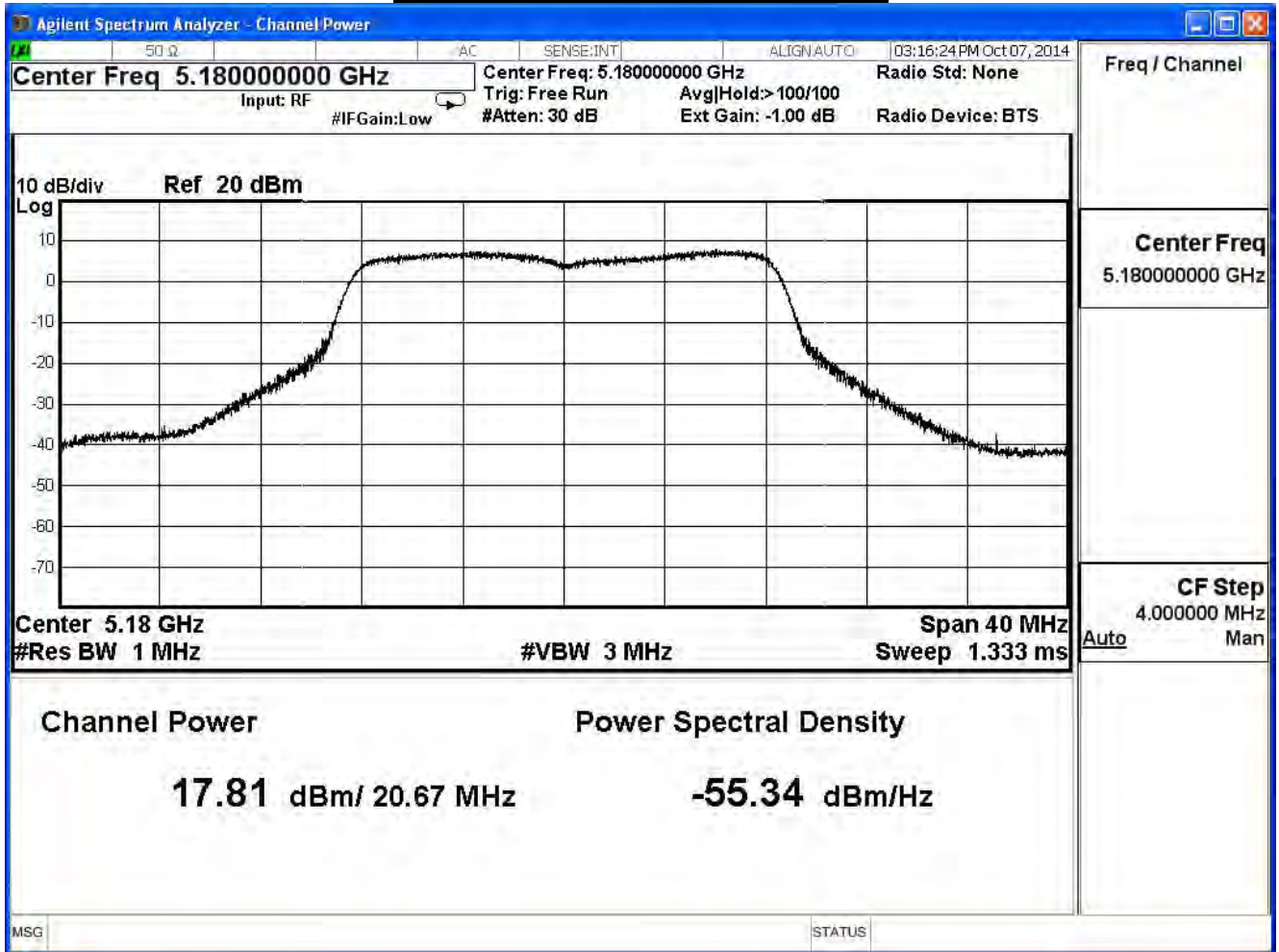
IEEE 802.11a_ANT 1

| Channel No. | Frequency (MHz) | 26dB Bandwidth (MHz) | Output Power (dBm) | Required Limit | Result |
|-------------|-----------------|----------------------|--------------------|----------------|--------|
| 36 | 5180 | 20.67 | 17.810 | ≤30 | Pass |
| 44 | 5220 | 20.39 | 17.830 | ≤30 | Pass |
| 48 | 5240 | 21.61 | 17.790 | ≤30 | Pass |

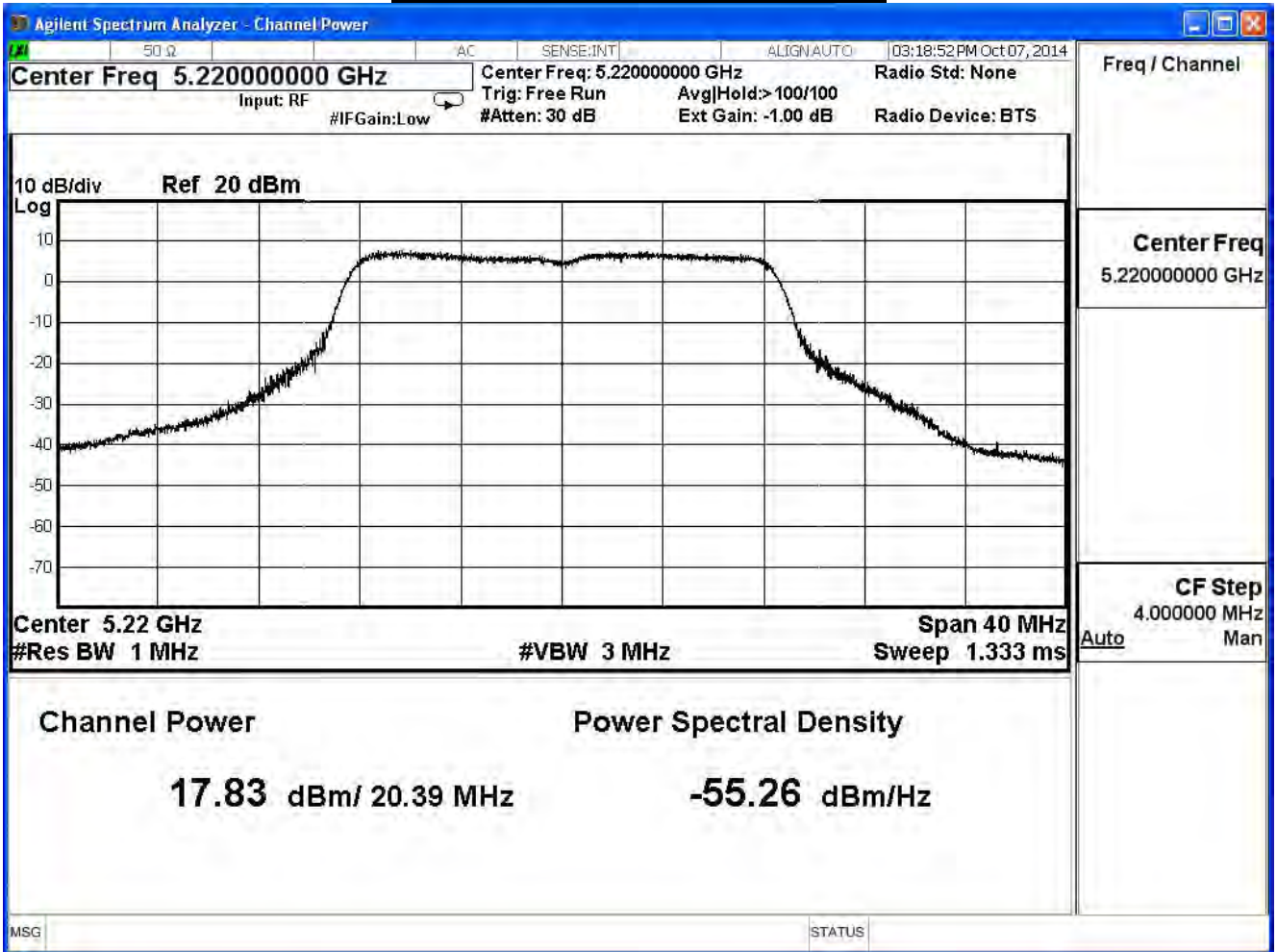
The worst emission of data rate is 6Mbps.

| Peak Power Output (dBm) | | | | | | | | | |
|-------------------------|-----------------|-----------|-------|-------|-------|-------|-------|-------|----------------|
| Channel No | Frequency (MHz) | Data Rate | | | | | | | Required Limit |
| | | 6 | 12 | 18 | 24 | 36 | 48 | 54 | |
| 36 | 5180 | 17.81 | -- | -- | -- | -- | -- | -- | 30dBm |
| 44 | 5220 | 17.83 | 17.63 | 17.39 | 17.29 | 17.17 | 17.05 | 16.81 | |
| 48 | 5240 | 17.79 | -- | -- | -- | -- | -- | -- | |

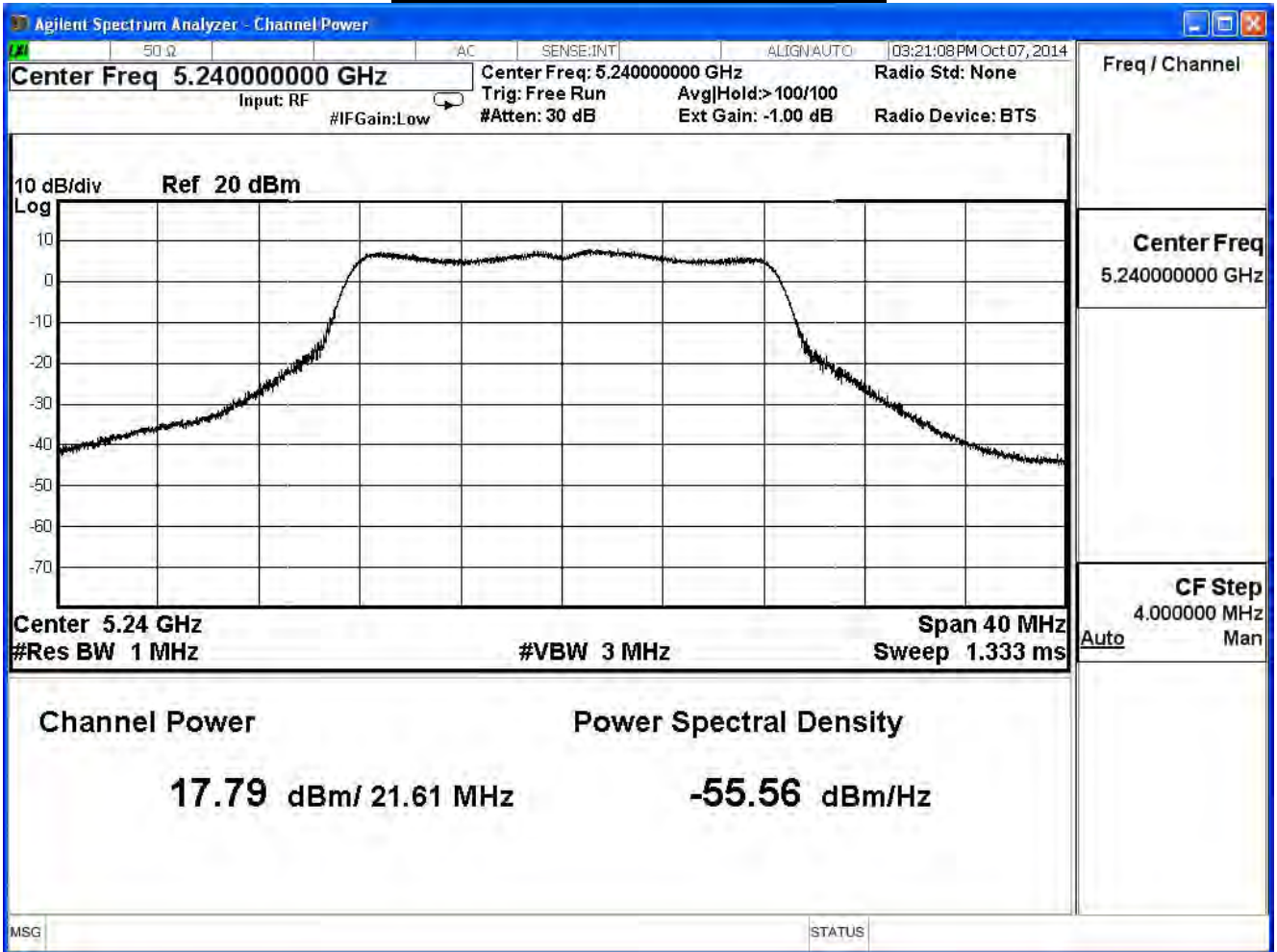
Peak transmit Power - Channel 36



Peak transmit Power - Channel 44



Peak transmit Power - Channel 48



| | | | |
|--------------|-----------------------------|-----------|-----|
| Product | VDSL2 Security Firewall | | |
| Test Item | Peak Transmit Output | | |
| Test Mode | Mode 1: Transmit (CDD Mode) | | |
| Date of Test | 2014/10/07 | Test Site | SR7 |

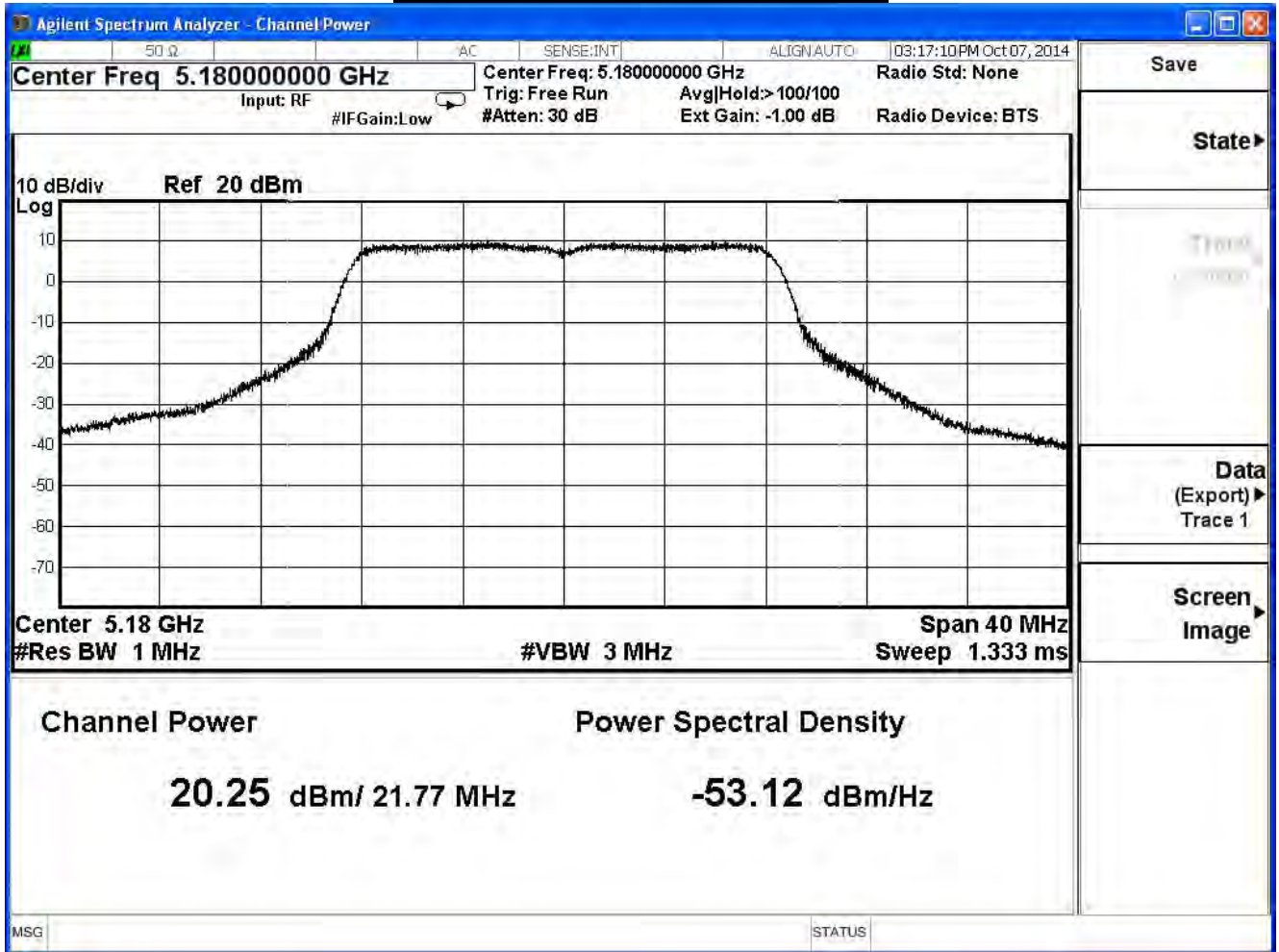
IEEE 802.11a_ANT 2

| Channel No. | Frequency (MHz) | 26dB Bandwidth (MHz) | Output Power (dBm) | Required Limit | Result |
|-------------|-----------------|----------------------|--------------------|----------------|--------|
| 36 | 5180 | 21.77 | 20.250 | ≤30 | Pass |
| 44 | 5220 | 22.12 | 19.970 | ≤30 | Pass |
| 48 | 5240 | 21.46 | 19.770 | ≤30 | Pass |

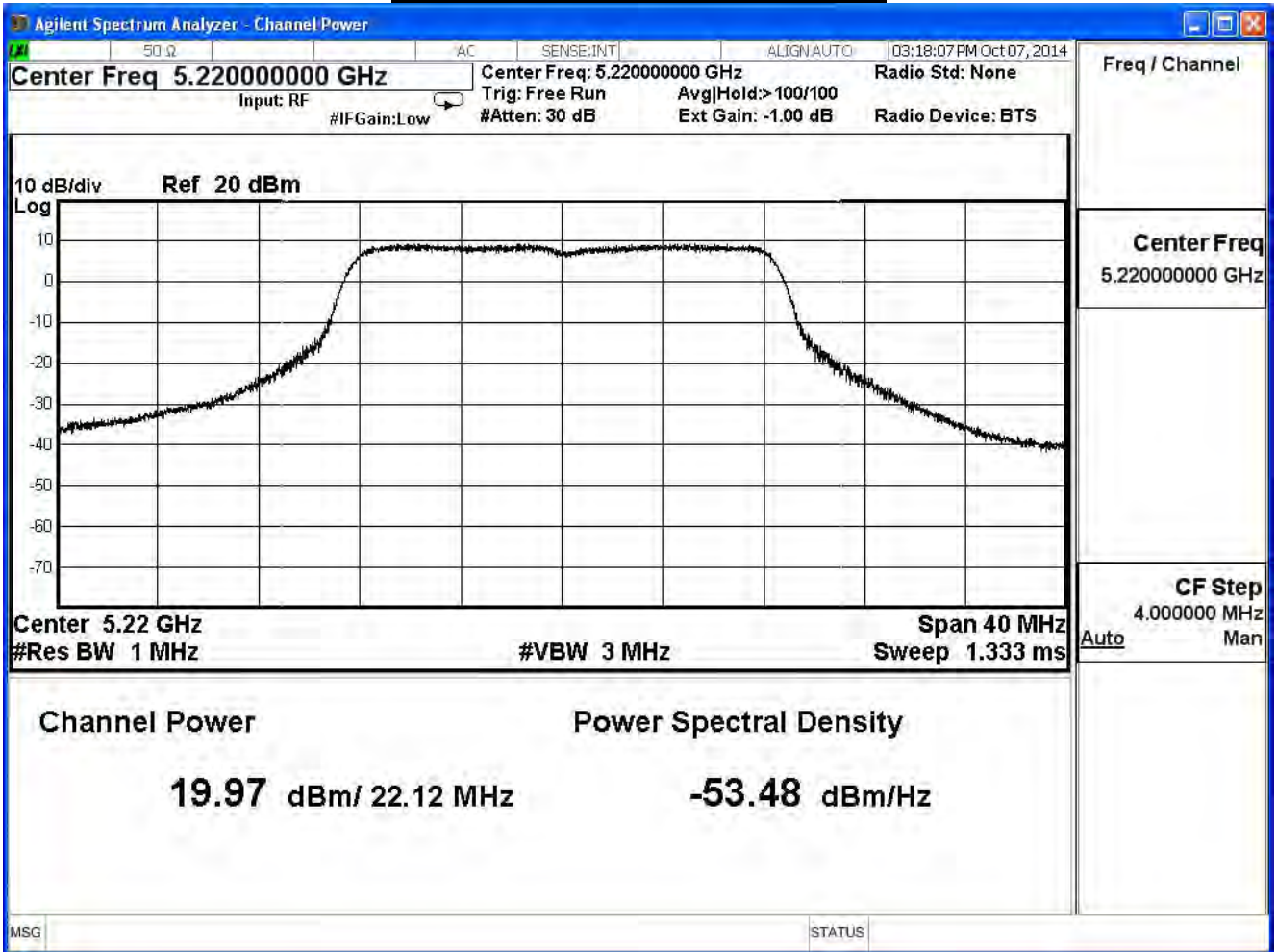
The worst emission of data rate is 6Mbps.

| Peak Power Output (dBm) | | | | | | | | | |
|-------------------------|-----------------|-----------|-------|-------|-------|-------|-------|-------|----------------|
| Channel No | Frequency (MHz) | Data Rate | | | | | | | Required Limit |
| | | 6 | 12 | 18 | 24 | 36 | 48 | 54 | |
| 36 | 5180 | 20.25 | -- | -- | -- | -- | -- | -- | 30dBm |
| 44 | 5220 | 19.97 | 19.77 | 19.64 | 19.44 | 19.18 | 19.06 | 18.94 | |
| 48 | 5240 | 19.77 | -- | -- | -- | -- | -- | -- | |

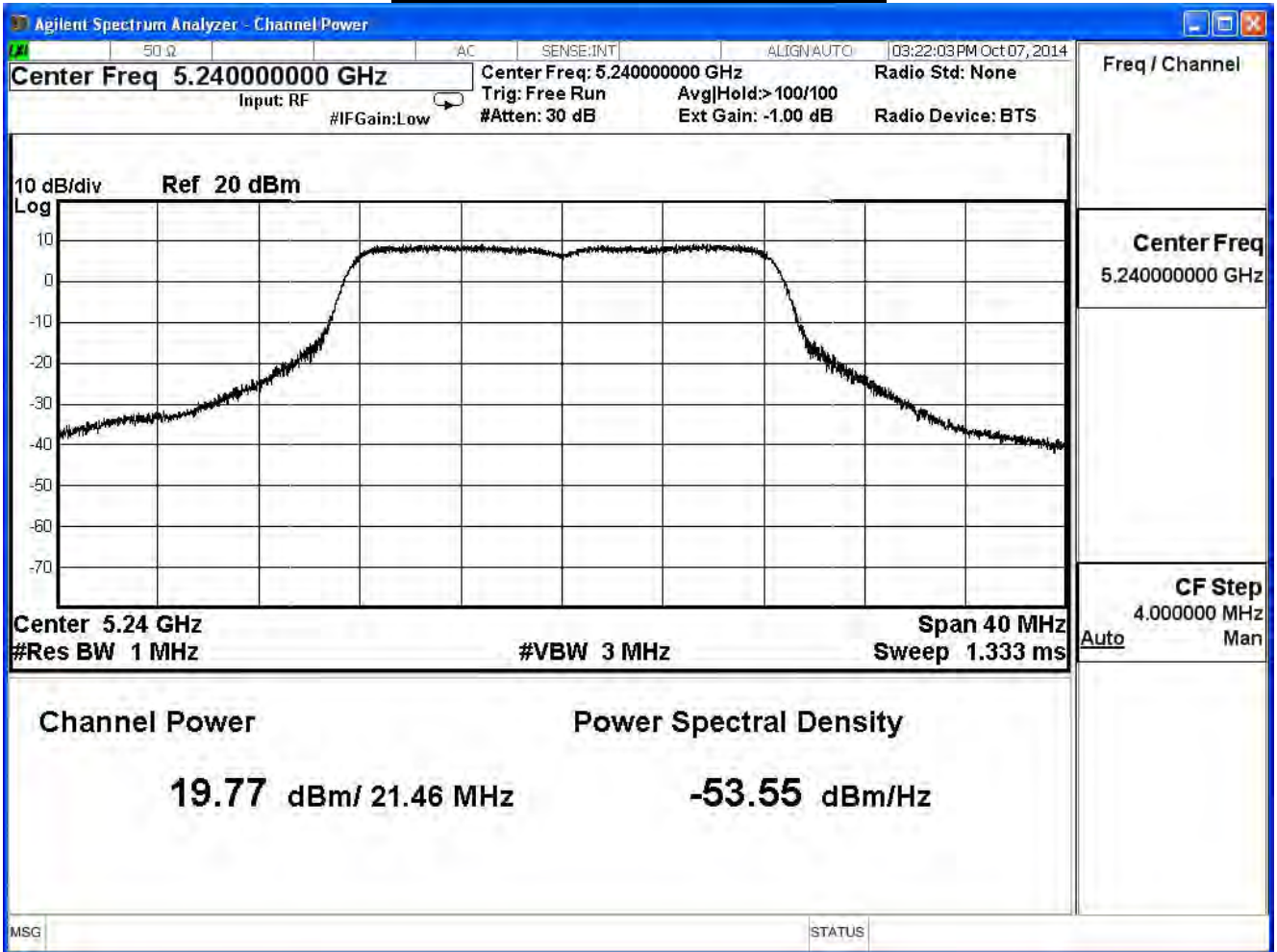
Peak transmit Power - Channel 36



Peak transmit Power - Channel 44



Peak transmit Power - Channel 48



| | | | |
|--------------|-----------------------------|-----------|-----|
| Product | VDSL2 Security Firewall | | |
| Test Item | Peak Transmit Output | | |
| Test Mode | Mode 1: Transmit (CDD Mode) | | |
| Date of Test | 2014/10/07 | Test Site | SR7 |

IEEE 802.11a_ANT 0+1+2

| Channel No. | Frequency (MHz) | Output Power (mW) | Output Power (dBm) | Required Limit | Result |
|-------------|-----------------|-------------------|--------------------|----------------|--------|
| 36 | 5180 | 224.9573 | 23.521 | ≤30 | Pass |
| 44 | 5220 | 231.4195 | 23.644 | ≤30 | Pass |
| 48 | 5240 | 226.7253 | 23.555 | ≤30 | Pass |

The worst emission of data rate is 6Mbps.

| Peak Power Output (dBm) | | | | | | | | | |
|-------------------------|-----------------|-----------|-------|-------|-------|-------|-------|-------|----------------|
| Channel No | Frequency (MHz) | Data Rate | | | | | | | Required Limit |
| | | 6 | 12 | 18 | 24 | 36 | 48 | 54 | |
| 36 | 5180 | 23.52 | -- | -- | -- | -- | -- | -- | 30dBm |
| 44 | 5220 | 23.64 | 23.43 | 23.25 | 23.11 | 22.88 | 22.73 | 22.57 | |
| 48 | 5240 | 23.56 | -- | -- | -- | -- | -- | -- | |

| | | | |
|--------------|-----------------------------|-----------|-----|
| Product | VDSL2 Security Firewall | | |
| Test Item | Peak Transmit Output | | |
| Test Mode | Mode 1: Transmit (CDD Mode) | | |
| Date of Test | 2014/10/07 | Test Site | SR7 |

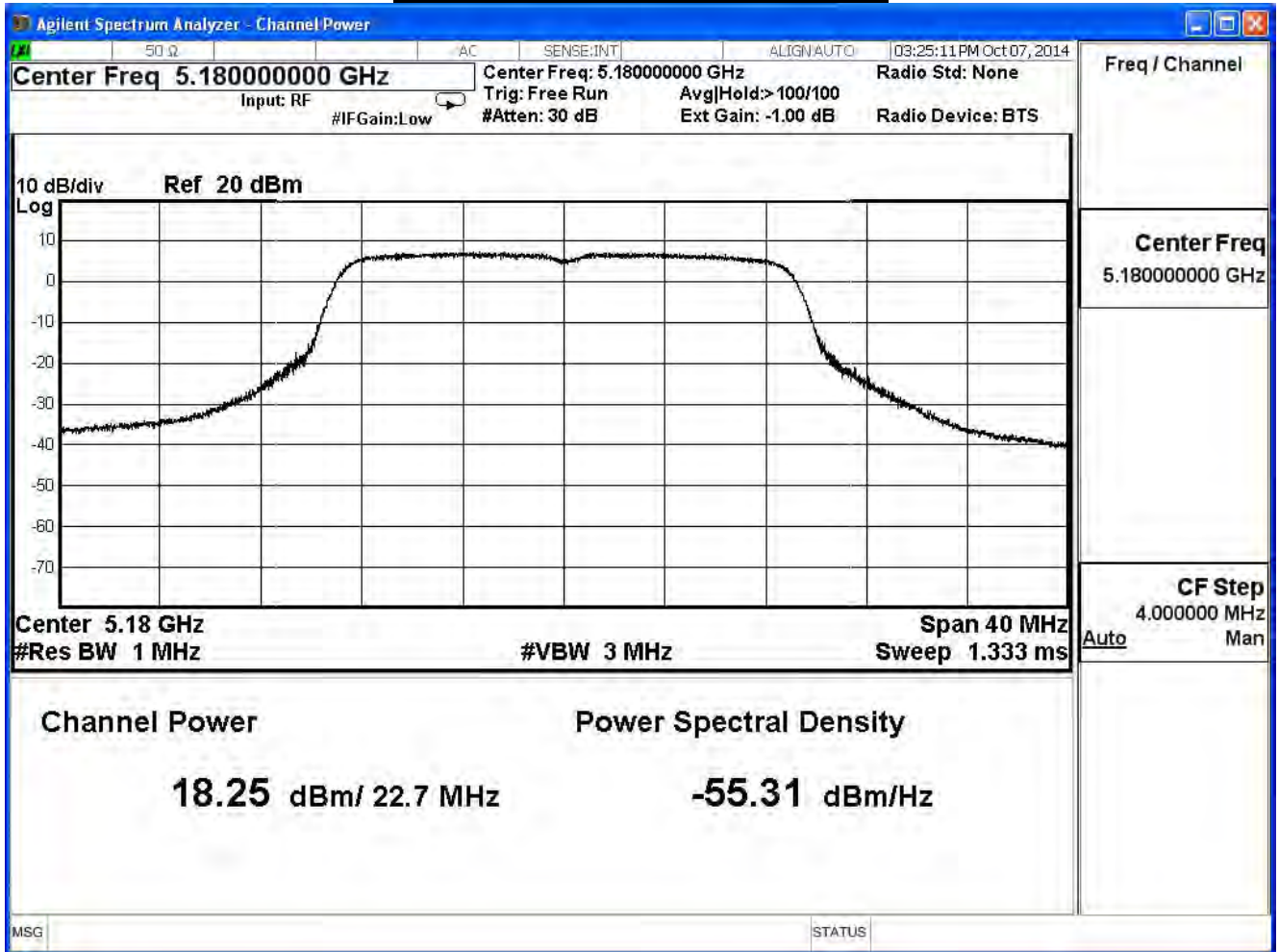
IEEE 802.11n(20MHz)_ANT 0

| Channel No. | Frequency (MHz) | 26dB Bandwidth (MHz) | Output Power (dBm) | Required Limit | Result |
|-------------|-----------------|----------------------|--------------------|----------------|--------|
| 36 | 5180 | 22.70 | 18.250 | ≤30 | Pass |
| 44 | 5220 | 22.24 | 18.540 | ≤30 | Pass |
| 48 | 5240 | 22.80 | 17.840 | ≤30 | Pass |

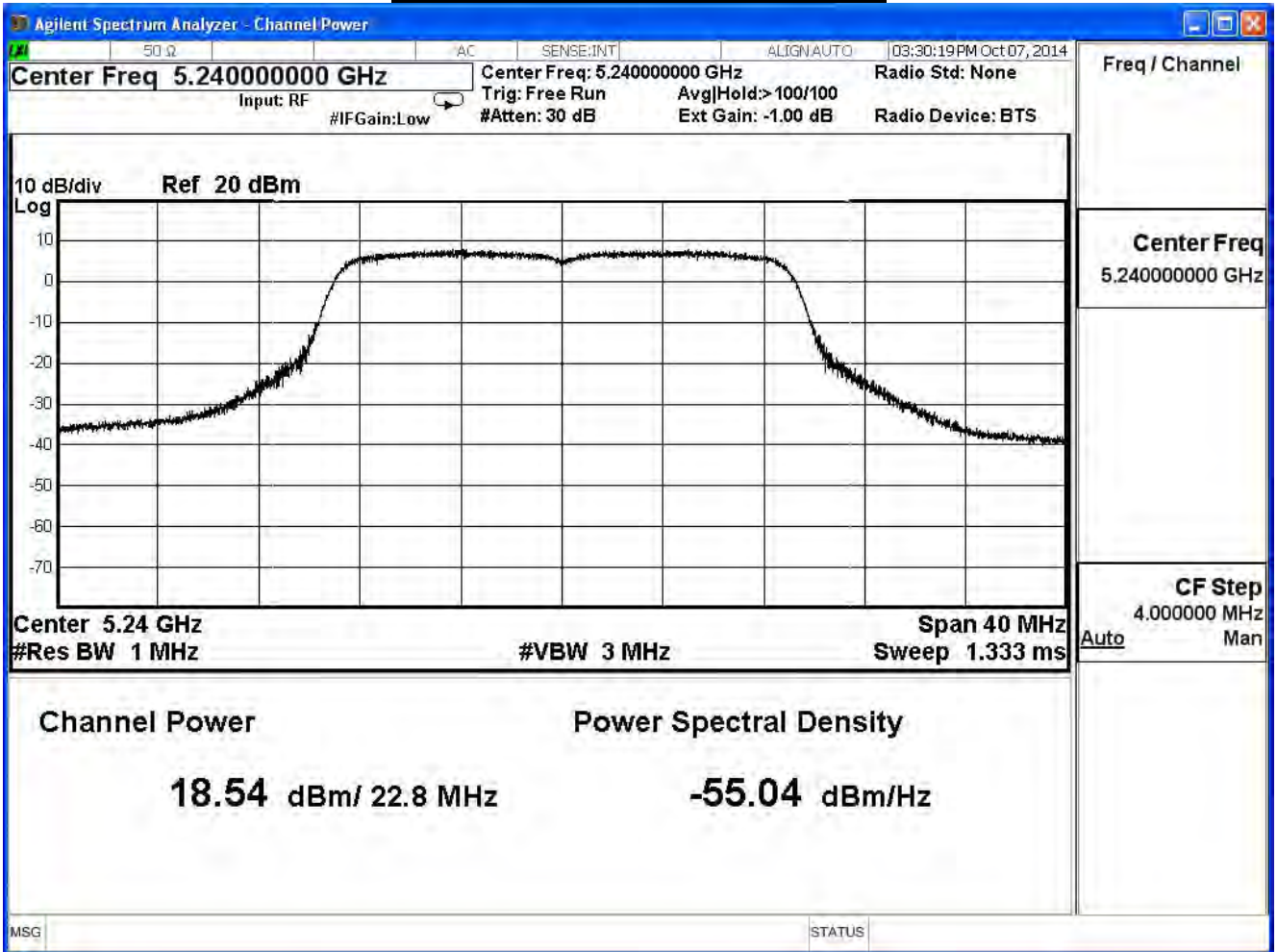
The worst emission of data rate is 6.5 Mbps.

| | | Peak Power Output (dBm) | | | | | | | | Required Limit |
|------------|-----------------|-------------------------|-------|-------|-------|-------|-------|-------|-------|----------------|
| MCS Index | | 0 | 1 | 2 | 3 | 4 | 5 | 6 | 7 | |
| Channel No | Frequency (MHz) | Data Rate | | | | | | | | |
| | | 6.5 | 13 | 19.5 | 26 | 39 | 52 | 58.5 | 65 | |
| 36 | 5180 | 18.25 | -- | -- | -- | -- | -- | -- | -- | 30dBm |
| 44 | 5220 | 18.54 | 18.42 | 18.32 | 18.10 | 17.97 | 17.73 | 17.61 | 17.50 | |
| 48 | 5240 | 17.84 | -- | -- | -- | -- | -- | -- | -- | |

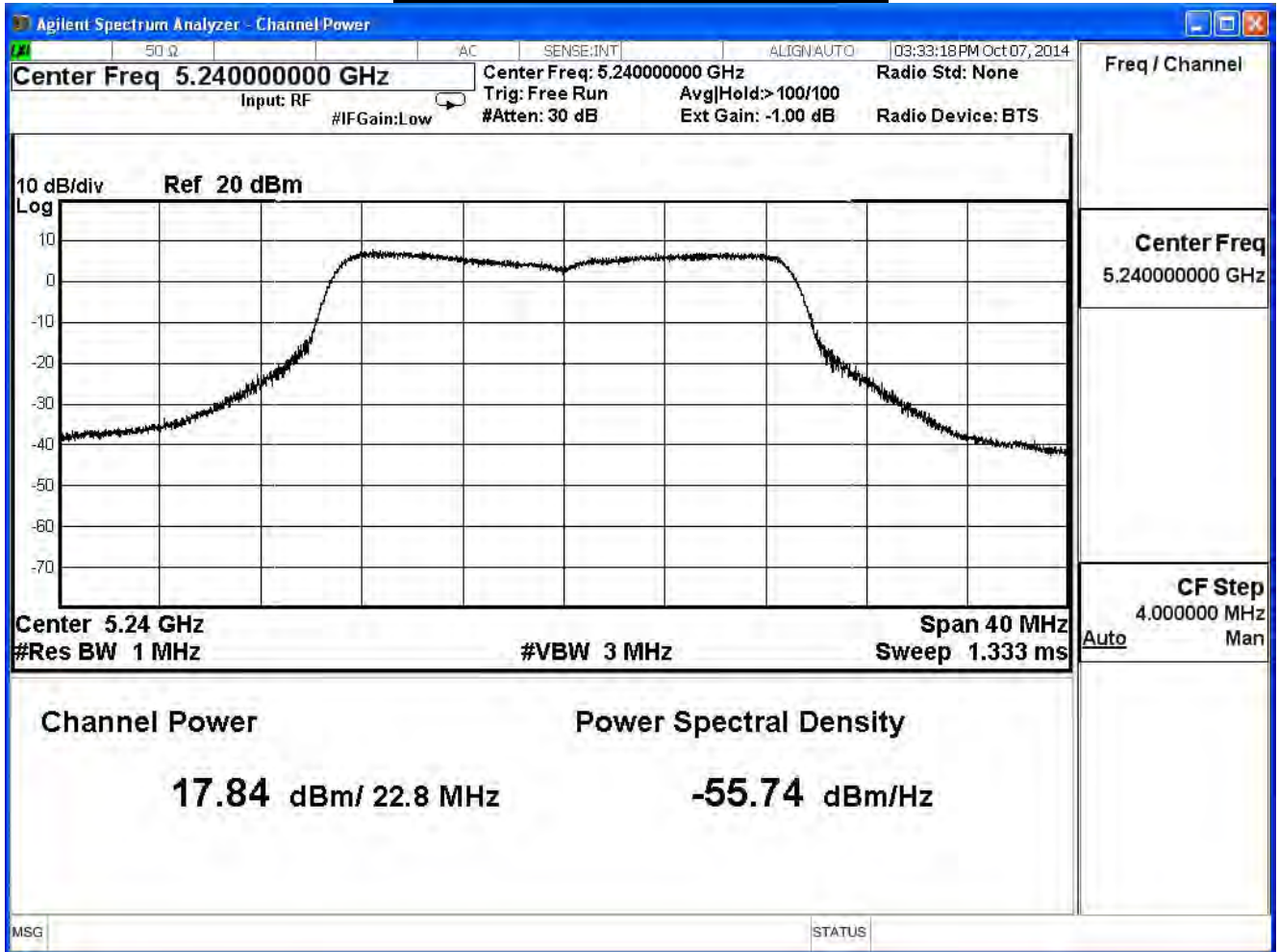
Peak transmit Power - Channel 36



Peak transmit Power - Channel 44



Peak transmit Power - Channel 48



| | | | |
|--------------|-----------------------------|-----------|-----|
| Product | VDSL2 Security Firewall | | |
| Test Item | Peak Transmit Output | | |
| Test Mode | Mode 1: Transmit (CDD Mode) | | |
| Date of Test | 2014/10/07 | Test Site | SR7 |

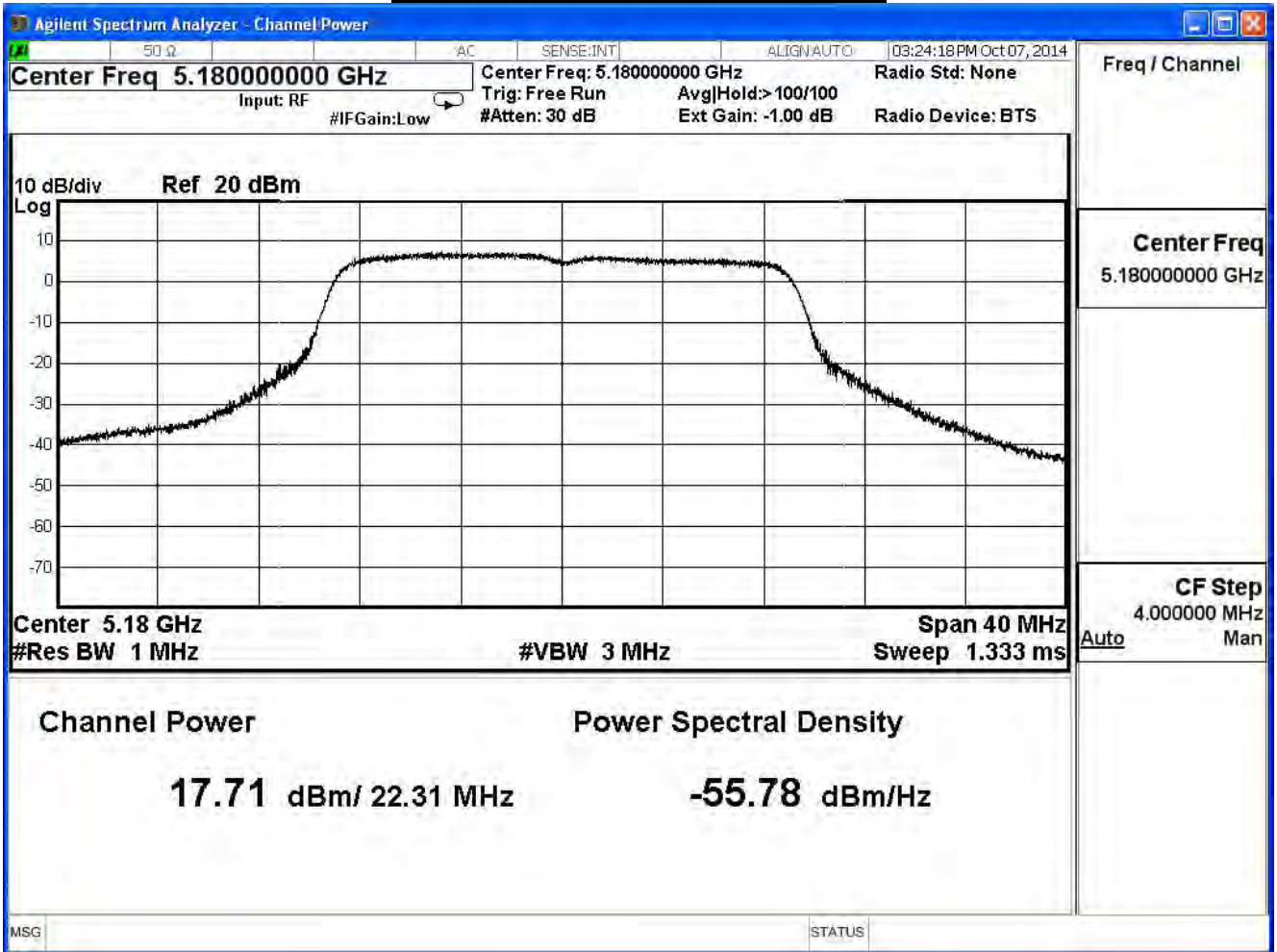
IEEE 802.11n(20MHz)_ANT 1

| Channel No. | Frequency (MHz) | 26dB Bandwidth (MHz) | Output Power (dBm) | Required Limit | Result |
|-------------|-----------------|----------------------|--------------------|----------------|--------|
| 36 | 5180 | 22.31 | 17.710 | ≤30 | Pass |
| 44 | 5220 | 21.02 | 18.080 | ≤30 | Pass |
| 48 | 5240 | 23.24 | 18.110 | ≤30 | Pass |

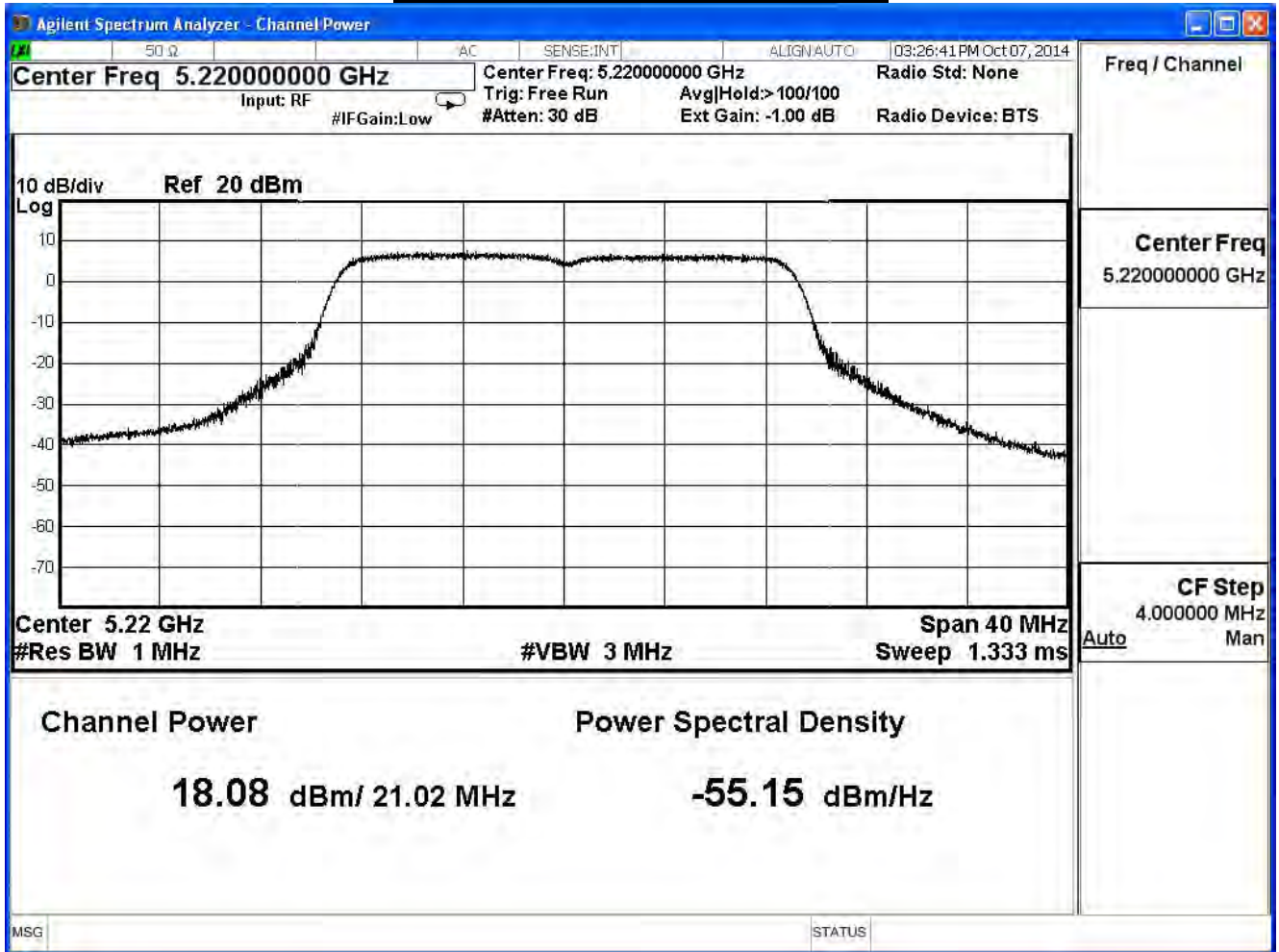
The worst emission of data rate is 6.5 Mbps.

| | | Peak Power Output (dBm) | | | | | | | | Required Limit |
|------------|-----------------|-------------------------|-------|-------|-------|-------|-------|-------|-------|----------------|
| MCS Index | | 0 | 1 | 2 | 3 | 4 | 5 | 6 | 7 | |
| Channel No | Frequency (MHz) | Data Rate | | | | | | | | |
| | | 6.5 | 13 | 19.5 | 26 | 39 | 52 | 58.5 | 65 | |
| 36 | 5180 | 17.71 | -- | -- | -- | -- | -- | -- | -- | 30dBm |
| 44 | 5220 | 18.08 | 17.88 | 17.76 | 17.66 | 17.54 | 17.42 | 17.30 | 17.17 | |
| 48 | 5240 | 18.11 | -- | -- | -- | -- | -- | -- | -- | |

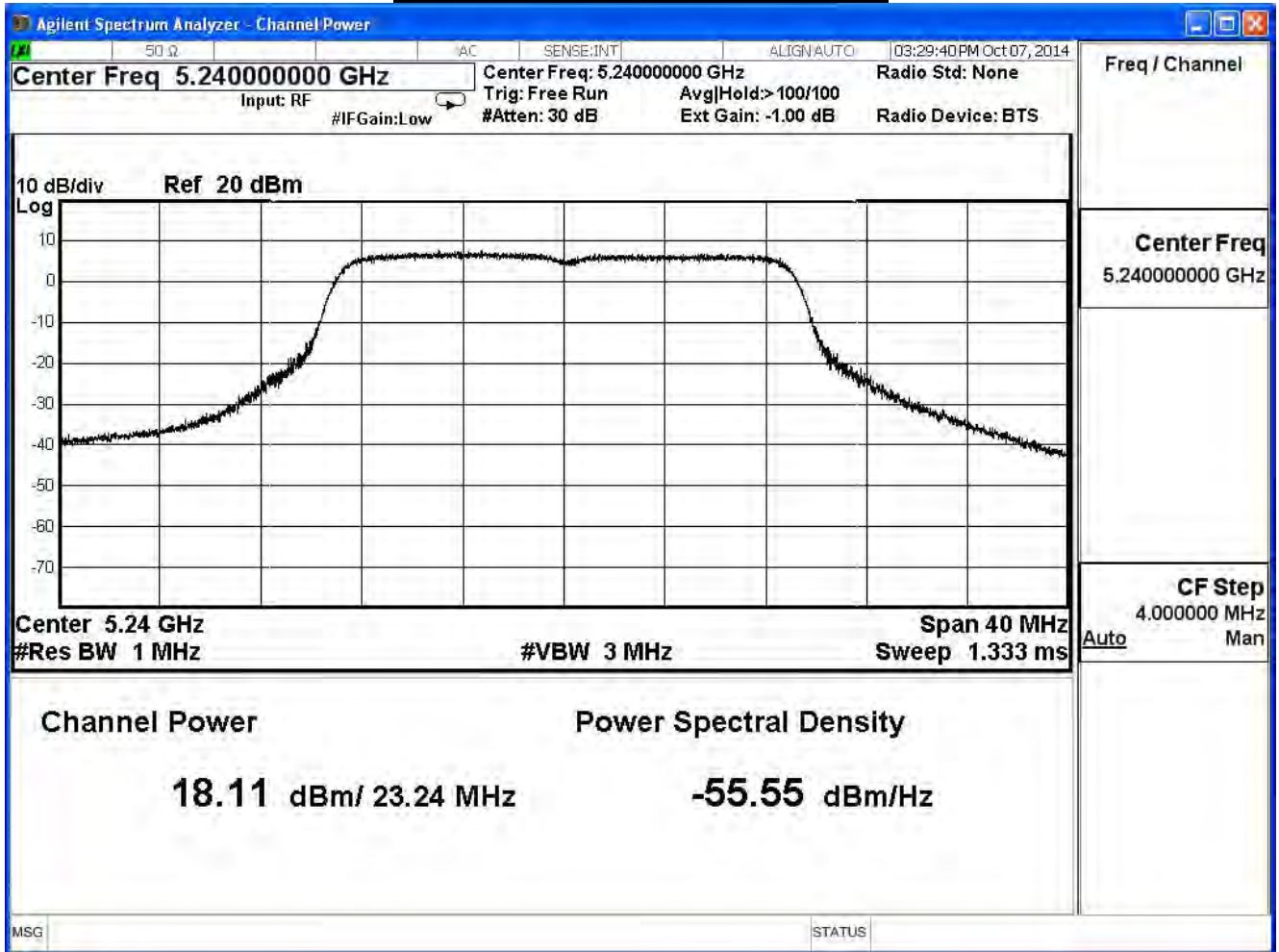
Peak transmit Power - Channel 36



Peak transmit Power - Channel 44



Peak transmit Power - Channel 48



| | | | |
|--------------|-----------------------------|-----------|-----|
| Product | VDSL2 Security Firewall | | |
| Test Item | Peak Transmit Output | | |
| Test Mode | Mode 1: Transmit (CDD Mode) | | |
| Date of Test | 2014/10/07 | Test Site | SR7 |

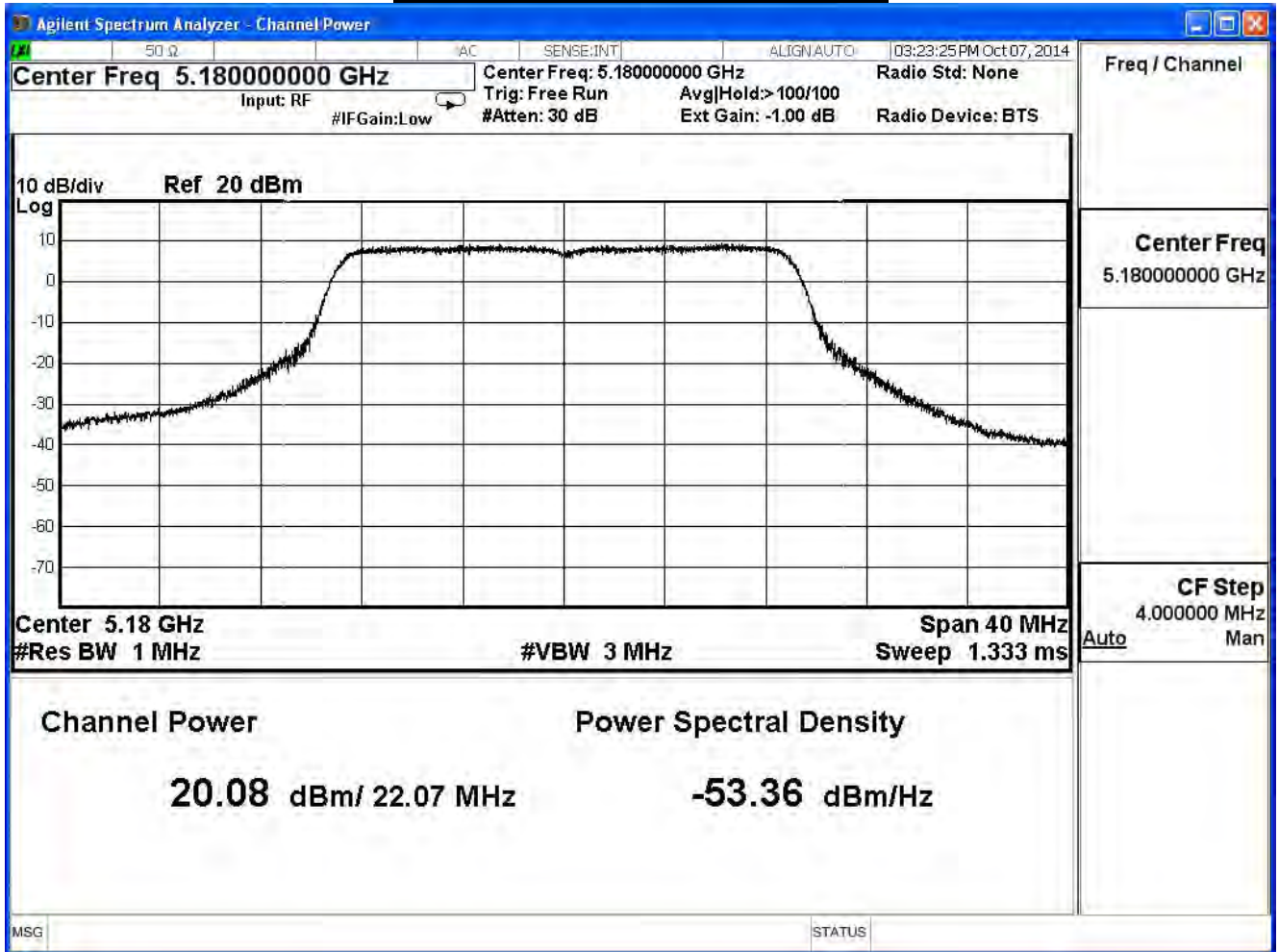
IEEE 802.11n(20MHz)_ANT 2

| Channel No. | Frequency (MHz) | 26dB Bandwidth (MHz) | Output Power (dBm) | Required Limit | Result |
|-------------|-----------------|----------------------|--------------------|----------------|--------|
| 36 | 5180 | 22.07 | 20.080 | ≤30 | Pass |
| 44 | 5220 | 22.29 | 19.740 | ≤30 | Pass |
| 48 | 5240 | 22.38 | 19.760 | ≤30 | Pass |

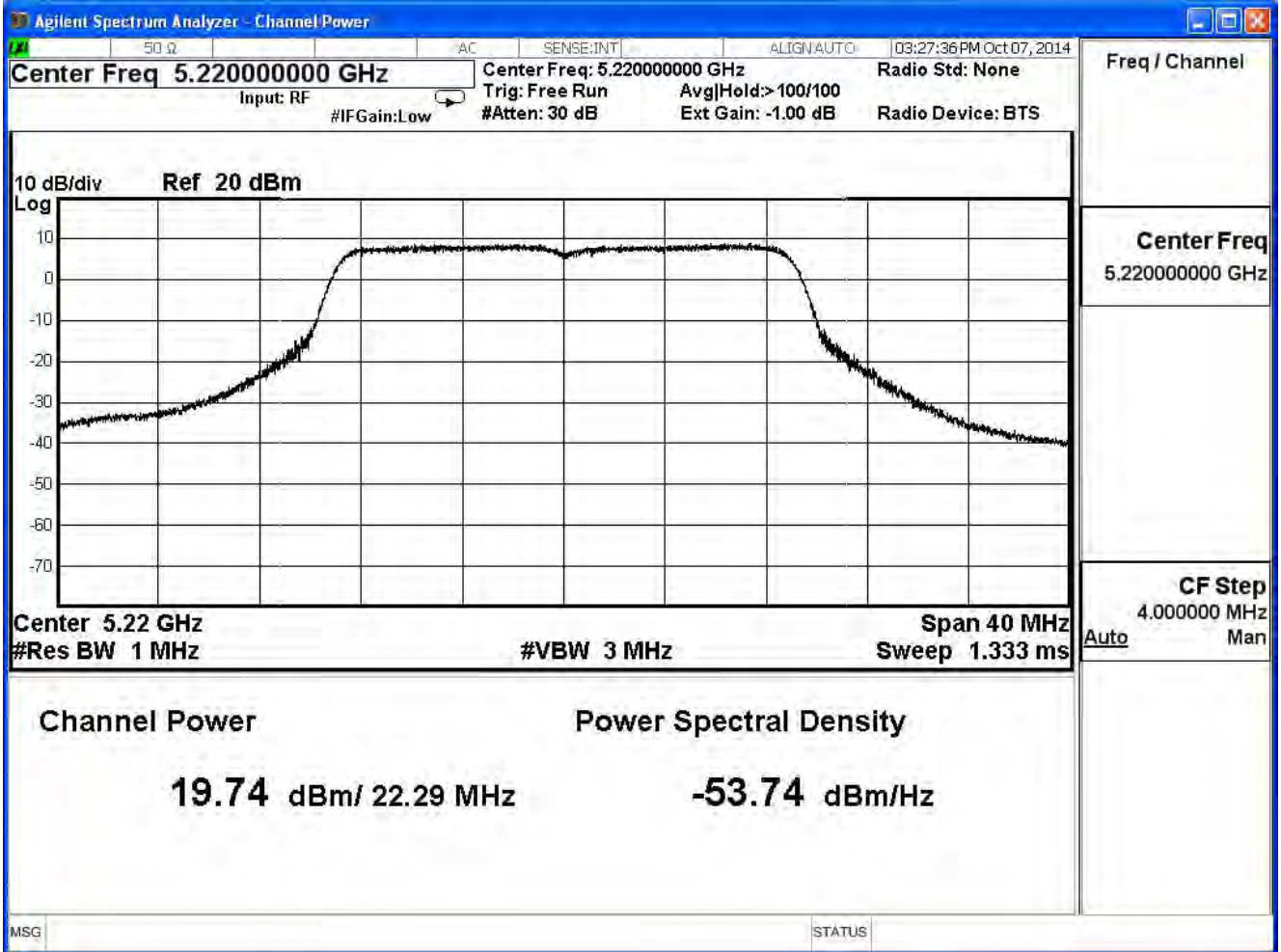
The worst emission of data rate is 6.5 Mbps.

| Peak Power Output (dBm) | | | | | | | | | | |
|-------------------------|-----------------|-----------|-------|-------|-------|-------|-------|-------|-------|----------------|
| MCS Index | | 0 | 1 | 2 | 3 | 4 | 5 | 6 | 7 | Required Limit |
| Channel No | Frequency (MHz) | Data Rate | | | | | | | | |
| | | 6.5 | 13 | 19.5 | 26 | 39 | 52 | 58.5 | 65 | |
| 36 | 5180 | 20.08 | -- | -- | -- | -- | -- | -- | -- | 30dBm |
| 44 | 5220 | 19.74 | 19.54 | 19.41 | 19.31 | 19.05 | 18.93 | 18.69 | 18.57 | |
| 48 | 5240 | 19.76 | -- | -- | -- | -- | -- | -- | -- | |

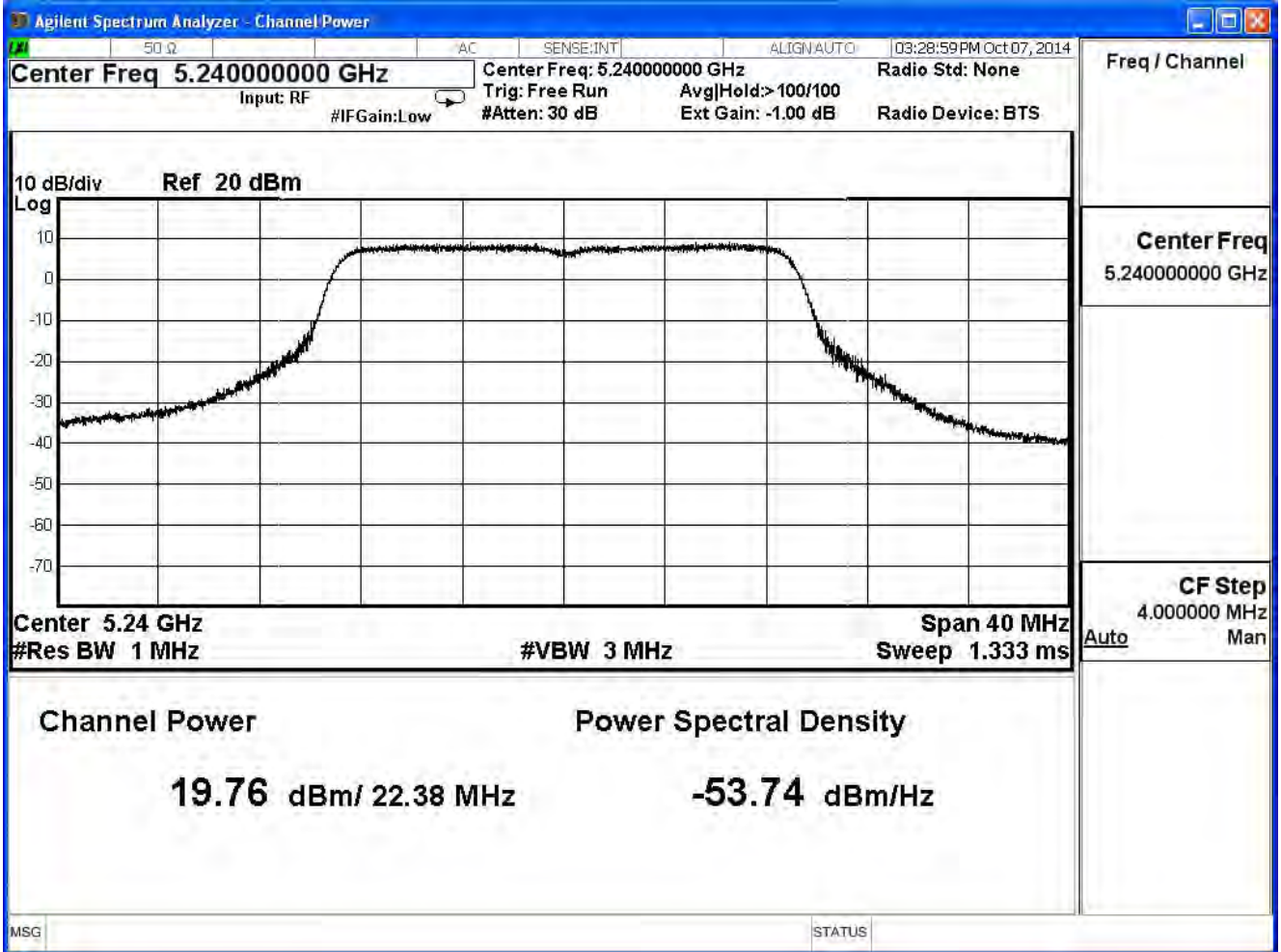
Peak transmit Power - Channel 36



Peak transmit Power - Channel 44



Peak transmit Power - Channel 48



| | | | |
|--------------|-----------------------------|-----------|-----|
| Product | VDSL2 Security Firewall | | |
| Test Item | Peak Transmit Output | | |
| Test Mode | Mode 1: Transmit (CDD Mode) | | |
| Date of Test | 2014/10/07 | Test Site | SR7 |

IEEE 802.11n(20MHz)_ANT 0+1+2

| Channel No. | Frequency (MHz) | Output Power (mW) | Output Power (dBm) | Required Limit | Result |
|-------------|-----------------|-------------------|--------------------|----------------|--------|
| 36 | 5180 | 227.7194 | 23.574 | ≤30 | Pass |
| 44 | 5220 | 229.9323 | 23.616 | ≤30 | Pass |
| 48 | 5240 | 220.1405 | 23.427 | ≤30 | Pass |

| Peak Power Output (dBm) | | | | | | | | | | |
|-------------------------|-----------------|-----------|-------|-------|-------|-------|-------|-------|-------|----------------|
| MCS Index | | 0 | 1 | 2 | 3 | 4 | 5 | 6 | 7 | Required Limit |
| Channel No | Frequency (MHz) | Data Rate | | | | | | | | |
| | | 6.5 | 13 | 19.5 | 26 | 39 | 52 | 58.5 | 65 | |
| 36 | 5180 | 23.57 | -- | -- | -- | -- | -- | -- | -- | 30dBm |
| 44 | 5220 | 23.62 | 23.44 | 23.32 | 23.19 | 23.01 | 22.85 | 22.68 | 22.56 | |
| 48 | 5240 | 23.43 | -- | -- | -- | -- | -- | -- | -- | |

| | | | |
|--------------|-----------------------------|-----------|-----|
| Product | VDSL2 Security Firewall | | |
| Test Item | Peak Transmit Output | | |
| Test Mode | Mode 1: Transmit (CDD Mode) | | |
| Date of Test | 2014/10/07 | Test Site | SR7 |

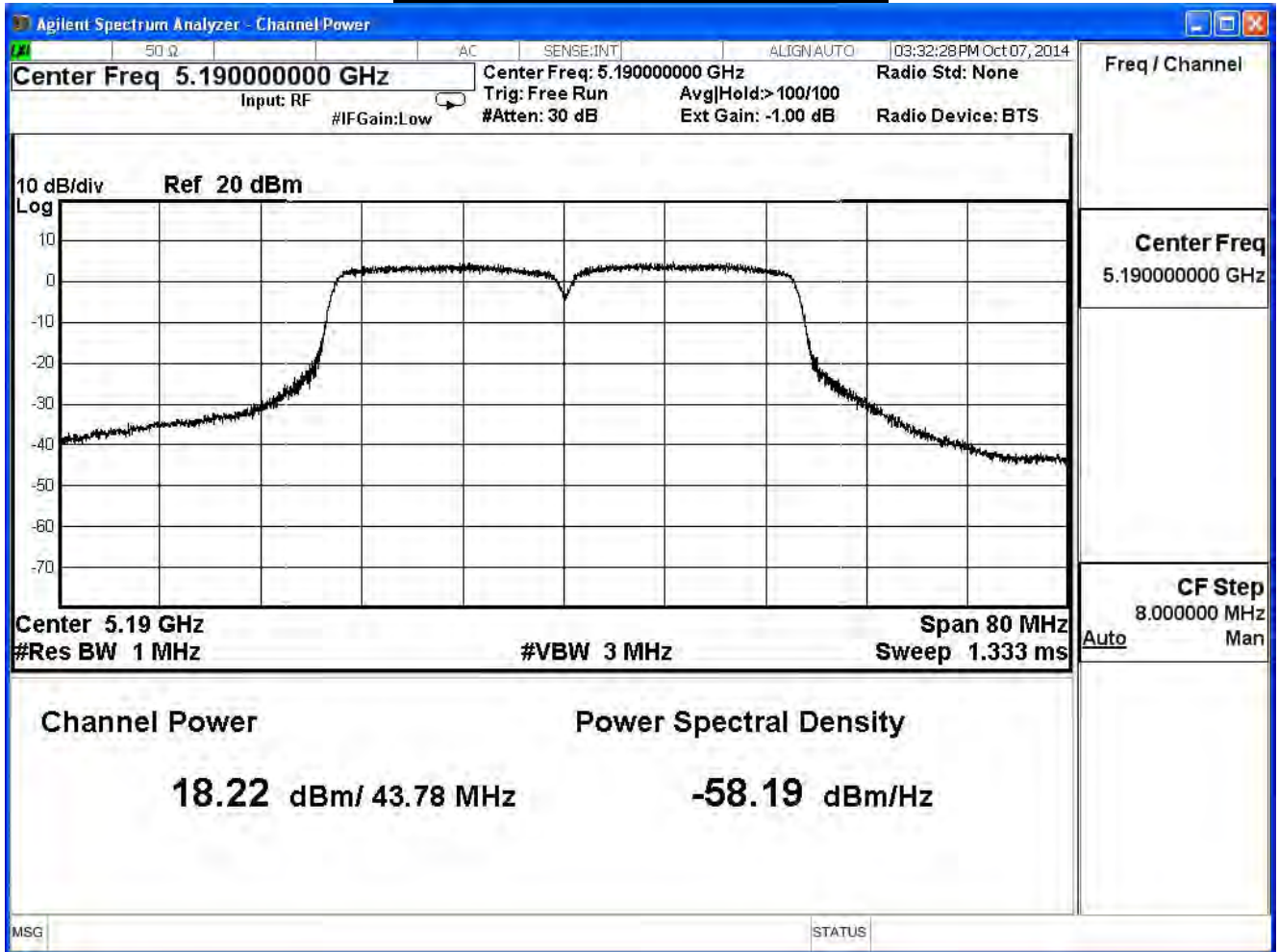
IEEE 802.11n(40MHz)_ANT 0

| Channel No. | Frequency (MHz) | 26dB Bandwidth (MHz) | Output Power (dBm) | Required Limit | Result |
|-------------|-----------------|----------------------|--------------------|----------------|--------|
| 38 | 5190 | 43.78 | 18.220 | ≤30 | Pass |
| 46 | 5230 | 42.26 | 18.680 | ≤30 | Pass |

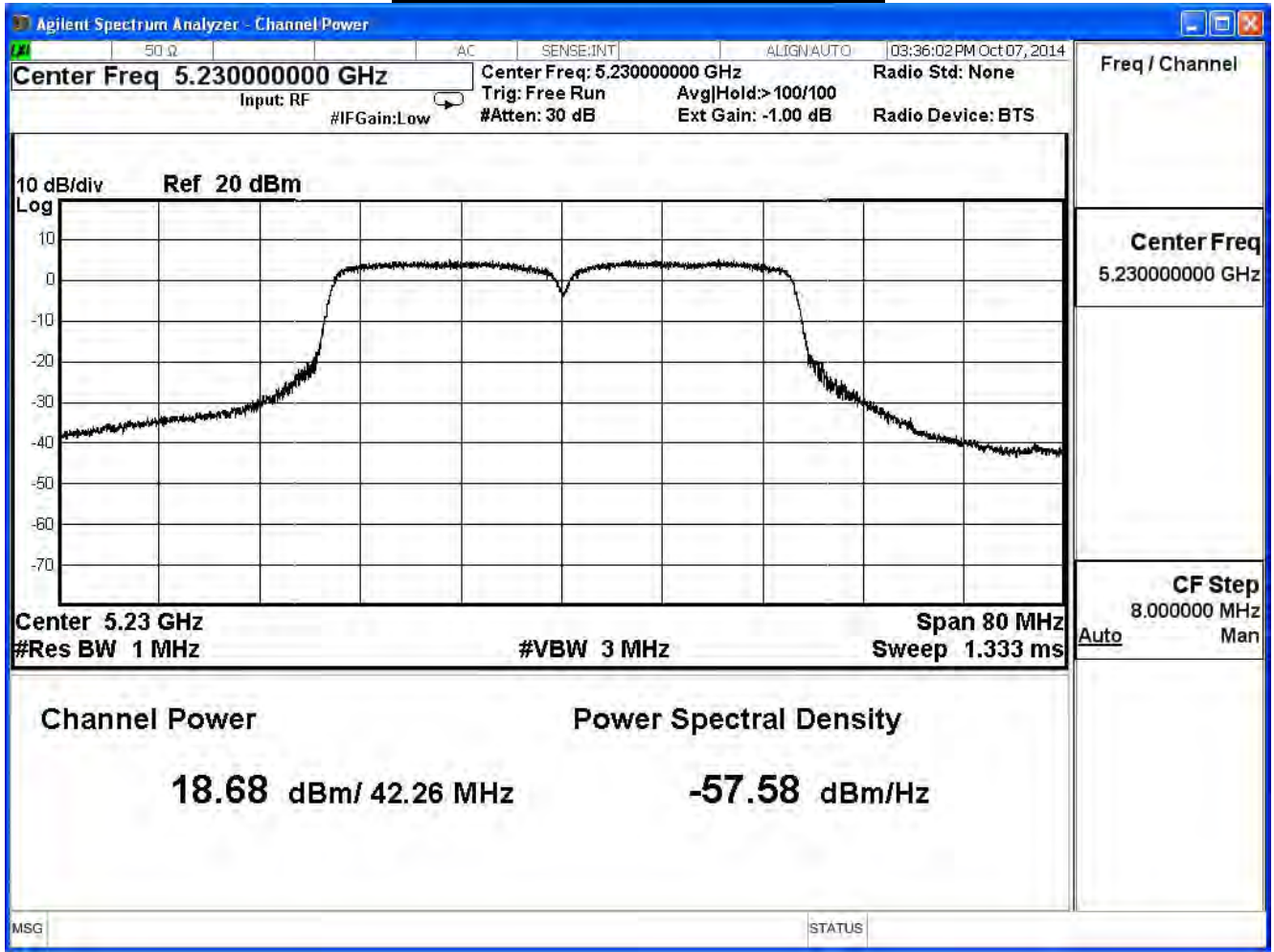
The worst emission of data rate is 13.5 Mbps

| Peak Power Output (dBm) | | | | | | | | | | Required Limit |
|-------------------------|-----------------|-----------|-------|-------|-------|-------|-------|-------|-------|----------------|
| MCS Index | 0 | 1 | 2 | 3 | 4 | 5 | 6 | 7 | | |
| Channel No | Frequency (MHz) | Data Rate | | | | | | | | |
| | | 13.5 | 27 | 40.5 | 54 | 81 | 108 | 121.5 | 135 | |
| 38 | 5190 | 18.22 | 18.12 | 18.01 | 17.91 | 17.81 | 17.69 | 17.56 | 17.44 | 30dBm |
| 46 | 5230 | 18.68 | -- | -- | -- | -- | -- | -- | -- | |

Peak transmit Power - Channel 38



Peak transmit Power - Channel 46



| | | | |
|--------------|-----------------------------|-----------|-----|
| Product | VDSL2 Security Firewall | | |
| Test Item | Peak Transmit Output | | |
| Test Mode | Mode 1: Transmit (CDD Mode) | | |
| Date of Test | 2014/10/07 | Test Site | SR7 |

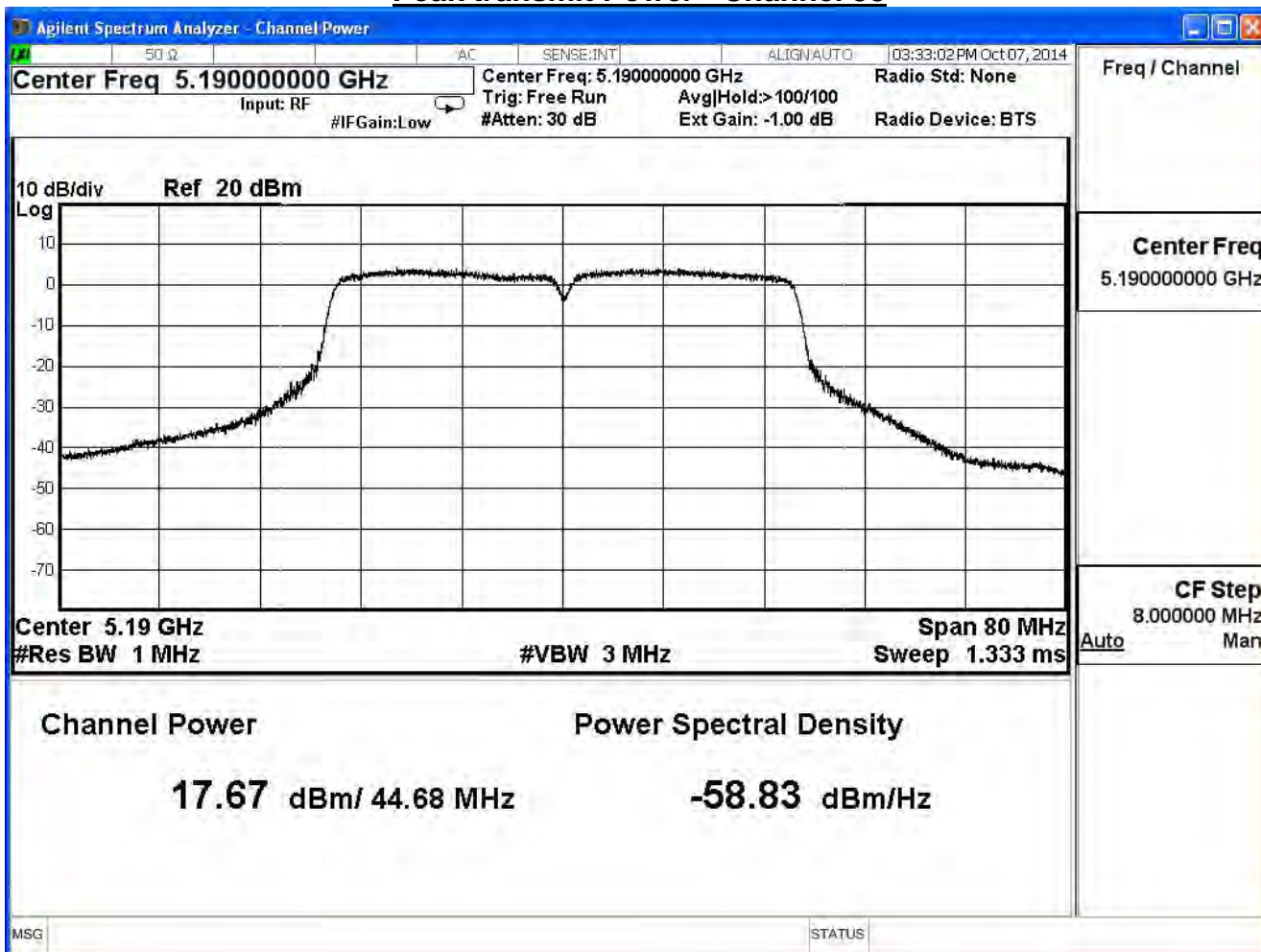
IEEE 802.11n(40MHz)_ANT 1

| Channel No. | Frequency (MHz) | 26dB Bandwidth (MHz) | Output Power (dBm) | Required Limit | Result |
|-------------|-----------------|----------------------|--------------------|----------------|--------|
| 38 | 5190 | 44.68 | 17.670 | ≤30 | Pass |
| 46 | 5230 | 42.54 | 18.150 | ≤30 | Pass |

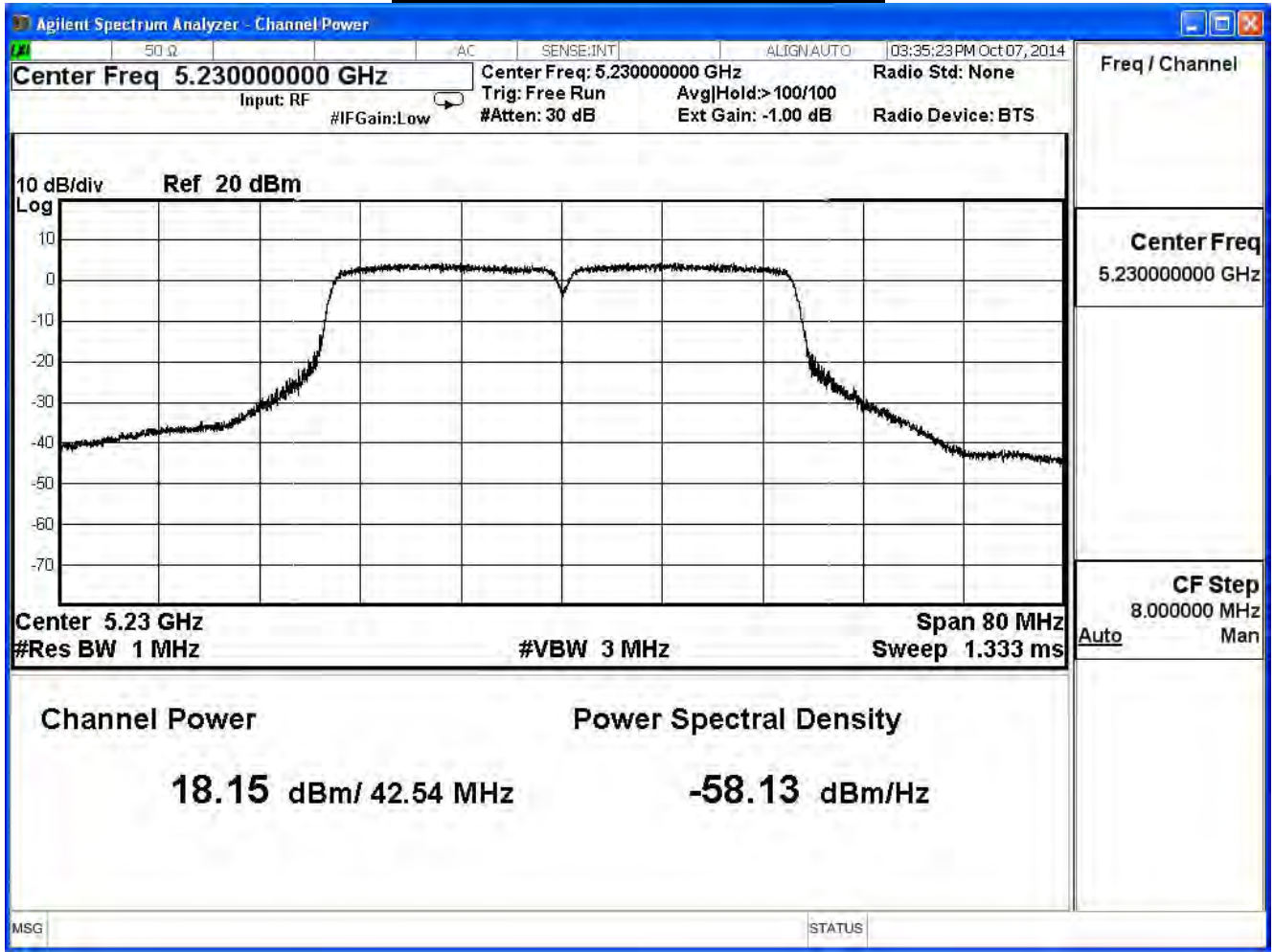
The worst emission of data rate is 13.5 Mbps

| Peak Power Output (dBm) | | | | | | | | | | |
|-------------------------|-----------------|-----------|-------|-------|-------|-------|-------|-------|-------|----------------------|
| MCS Index | | 0 | 1 | 2 | 3 | 4 | 5 | 6 | 7 | Required Limit |
| Channel No | Frequency (MHz) | Data Rate | | | | | | | | |
| | | 13.5 | 27 | 40.5 | 54 | 81 | 108 | 121.5 | 135 | |
| 38 | 5190 | 17.67 | 17.47 | 17.27 | 17.01 | 16.81 | 16.57 | 16.33 | 16.09 | 17dBm or 4dBm+10logB |
| 46 | 5230 | 18.15 | -- | -- | -- | -- | -- | -- | -- | |

Peak transmit Power - Channel 38



Peak transmit Power - Channel 46



| | | | |
|--------------|-----------------------------|-----------|-----|
| Product | VDSL2 Security Firewall | | |
| Test Item | Peak Transmit Output | | |
| Test Mode | Mode 1: Transmit (CDD Mode) | | |
| Date of Test | 2014/10/07 | Test Site | SR7 |

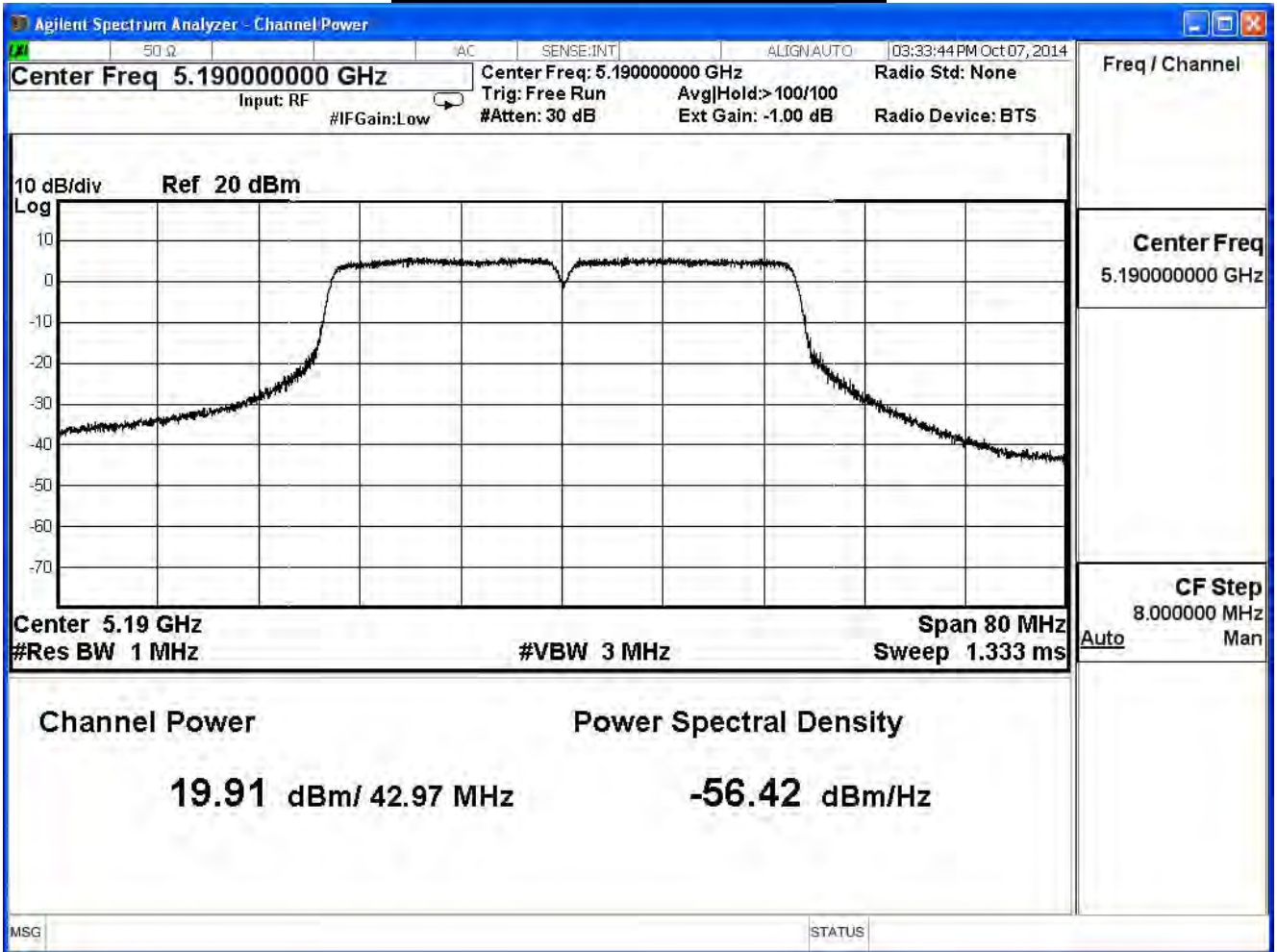
IEEE 802.11n(40MHz)_ANT 2

| Channel No. | Frequency (MHz) | 26dB Bandwidth (MHz) | Output Power (dBm) | Required Limit | Result |
|-------------|-----------------|----------------------|--------------------|----------------|--------|
| 38 | 5190 | 42.97 | 19.910 | ≤30 | Pass |
| 46 | 5230 | 43.68 | 20.220 | ≤30 | Pass |

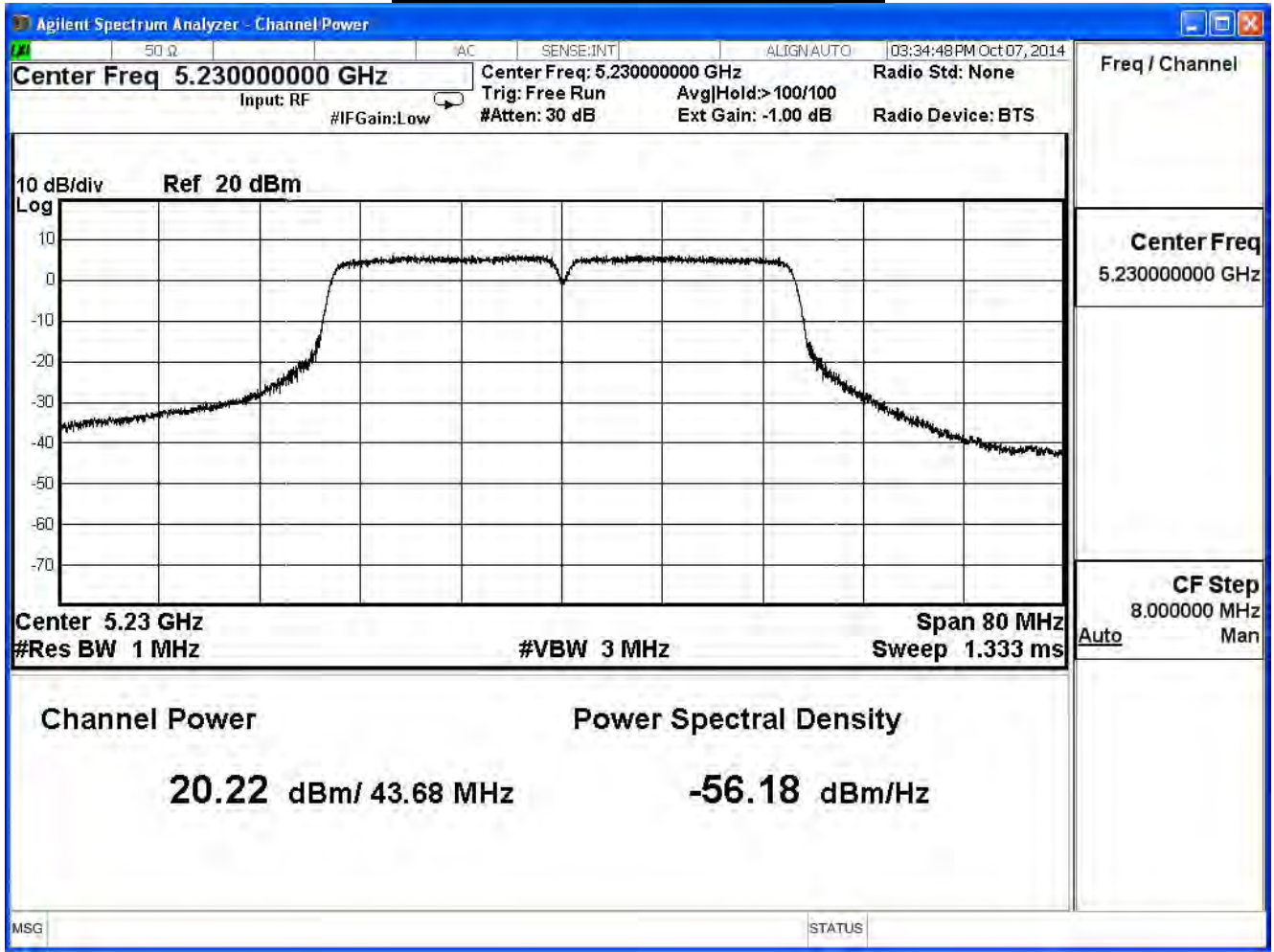
The worst emission of data rate is 13.5 Mbps

| Peak Power Output (dBm) | | | | | | | | | | |
|-------------------------|-----------------|-----------|-------|-------|-------|-------|-------|-------|-------|----------------|
| MCS Index | | 0 | 1 | 2 | 3 | 4 | 5 | 6 | 7 | Required Limit |
| Channel No | Frequency (MHz) | Data Rate | | | | | | | | |
| | | 13.5 | 27 | 40.5 | 54 | 81 | 108 | 121.5 | 135 | |
| 38 | 5190 | 19.91 | 19.81 | 19.59 | 19.39 | 19.15 | 19.03 | 18.91 | 18.67 | 30dBm |
| 46 | 5230 | 20.22 | -- | -- | -- | -- | -- | -- | -- | |

Peak transmit Power - Channel 38



Peak transmit Power - Channel 46



| | | | |
|--------------|-----------------------------|-----------|-----|
| Product | VDSL2 Security Firewall | | |
| Test Item | Peak Transmit Output | | |
| Test Mode | Mode 1: Transmit (CDD Mode) | | |
| Date of Test | 2014/10/07 | Test Site | SR7 |

IEEE 802.11n(40MHz)_ANT 0+1+2

| Channel No. | Frequency (MHz) | Output Power (mW) | Output Power (dBm) | Required Limit | Result |
|-------------|-----------------|-------------------|--------------------|----------------|--------|
| 38 | 5190 | 222.7922 | 23.479 | ≤30 | Pass |
| 46 | 5230 | 244.2868 | 23.879 | ≤30 | Pass |

| Peak Power Output (dBm) | | | | | | | | | | |
|-------------------------|-----------------|-----------|-------|-------|-------|-------|-------|-------|-------|----------------------|
| MCS Index | | 0 | 1 | 2 | 3 | 4 | 5 | 6 | 7 | Required Limit |
| Channel No | Frequency (MHz) | Data Rate | | | | | | | | |
| | | 13.5 | 27 | 40.5 | 54 | 81 | 108 | 121.5 | 135 | |
| 38 | 5190 | 23.48 | 23.35 | 23.17 | 22.99 | 22.80 | 22.65 | 22.50 | 22.30 | 17dBm or 4dBm+10logB |
| 46 | 5230 | 23.88 | -- | -- | -- | -- | -- | -- | -- | |

| | | | |
|--------------|-----------------------------|-----------|-----|
| Product | VDSL2 Security Firewall | | |
| Test Item | Peak Transmit Output | | |
| Test Mode | Mode 1: Transmit (CDD Mode) | | |
| Date of Test | 2014/10/07 | Test Site | SR7 |

IEEE 802.11ac(80MHz)_ANT 0

| Channel No. | Frequency (MHz) | 26dB Bandwidth (MHz) | Output Power (dBm) | Required Limit | Result |
|-------------|-----------------|----------------------|--------------------|----------------|--------|
| 42 | 5210 | 85.89 | 12.410 | ≤30 | Pass |

| Peak Power Output (dBm) | | | | | | | | | | | | |
|-------------------------|-----------|-------|-------|-------|-------|-------|-------|-------|-------|-------|----------------|-------|
| MCS Index | 0 | 1 | 2 | 3 | 4 | 5 | 6 | 7 | 8 | 9 | Required Limit | |
| Channel No | Data Rate | | | | | | | | | | | |
| Frequency (MHz) | 29.3 | 58.5 | 87.8 | 117 | 175.5 | 234 | 263.3 | 292.5 | 351 | 390 | | |
| 42 | 5210 | 12.41 | 12.31 | 12.09 | 11.99 | 11.79 | 11.67 | 11.41 | 11.15 | 10.89 | 10.76 | 30dBm |

Peak transmit Power - Channel 42



| | | | |
|--------------|-----------------------------|-----------|-----|
| Product | VDSL2 Security Firewall | | |
| Test Item | Peak Transmit Output | | |
| Test Mode | Mode 1: Transmit (CDD Mode) | | |
| Date of Test | 2014/10/07 | Test Site | SR7 |

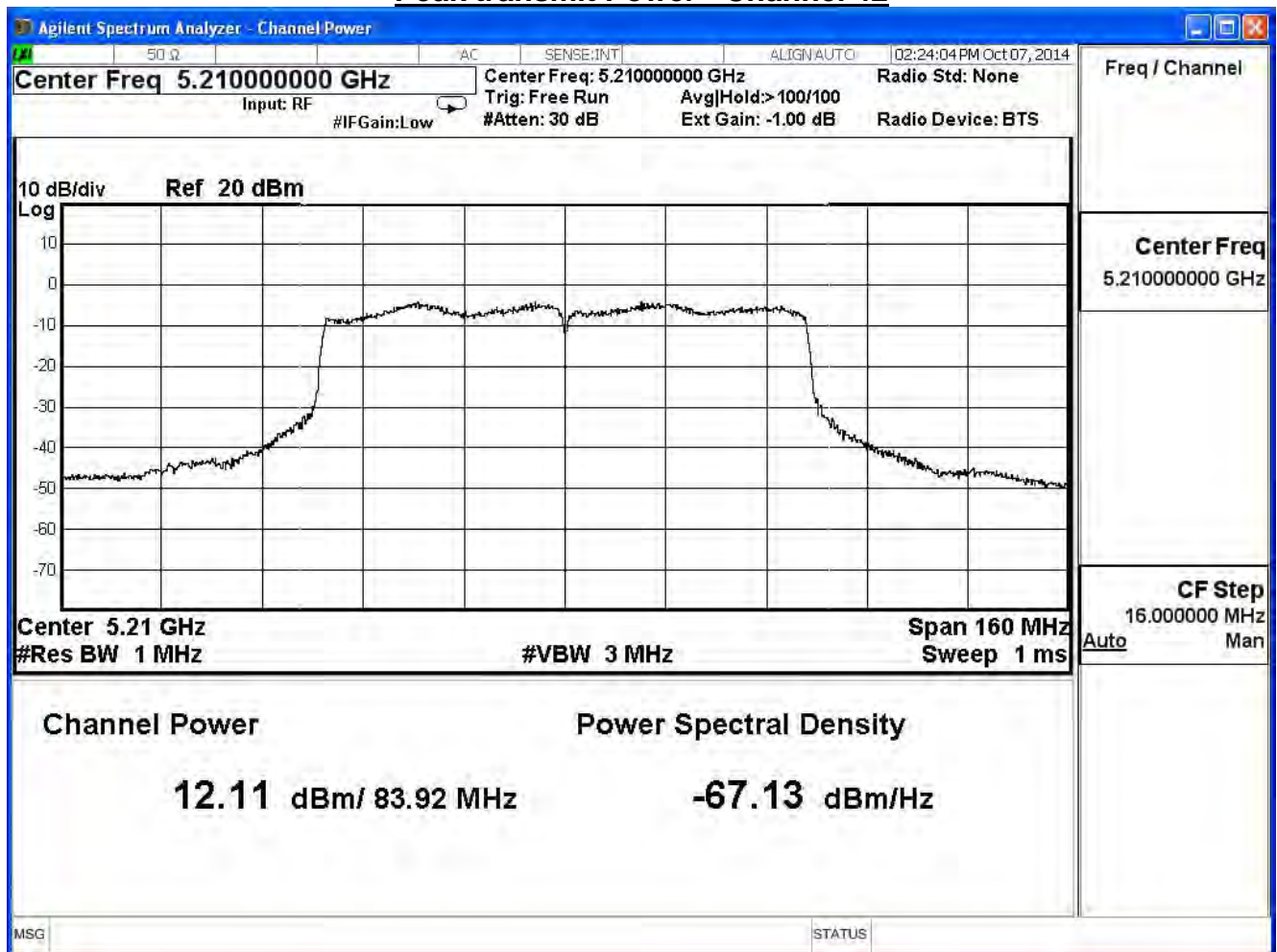
IEEE 802.11ac(80MHz)_ANT 1

| Channel No. | Frequency (MHz) | 26dB Bandwidth (MHz) | Output Power (dBm) | Required Limit | Result |
|-------------|-----------------|----------------------|--------------------|----------------|--------|
| 42 | 5210 | 83.92 | 12.110 | ≤30 | Pass |

The worst emission of data rate is 29.3 Mbps

| Peak Power Output (dBm) | | | | | | | | | | | | |
|-------------------------|-----------------|-----------|-------|-------|-------|-------|-------|-------|-------|-------|----------------|-------|
| MCS Index | 0 | 1 | 2 | 3 | 4 | 5 | 6 | 7 | 8 | 9 | Required Limit | |
| Channel No | Frequency (MHz) | Data Rate | | | | | | | | | | Limit |
| | | 29.3 | 58.5 | 87.8 | 117 | 175.5 | 234 | 263.3 | 292.5 | 351 | 390 | |
| 42 | 5210 | 12.11 | 12.01 | 11.91 | 11.65 | 11.55 | 11.43 | 11.31 | 11.07 | 10.83 | 11.19 | 30dBm |

Peak transmit Power - Channel 42



| | | | |
|--------------|-----------------------------|-----------|-----|
| Product | VDSL2 Security Firewall | | |
| Test Item | Peak Transmit Output | | |
| Test Mode | Mode 1: Transmit (CDD Mode) | | |
| Date of Test | 2014/10/07 | Test Site | SR7 |

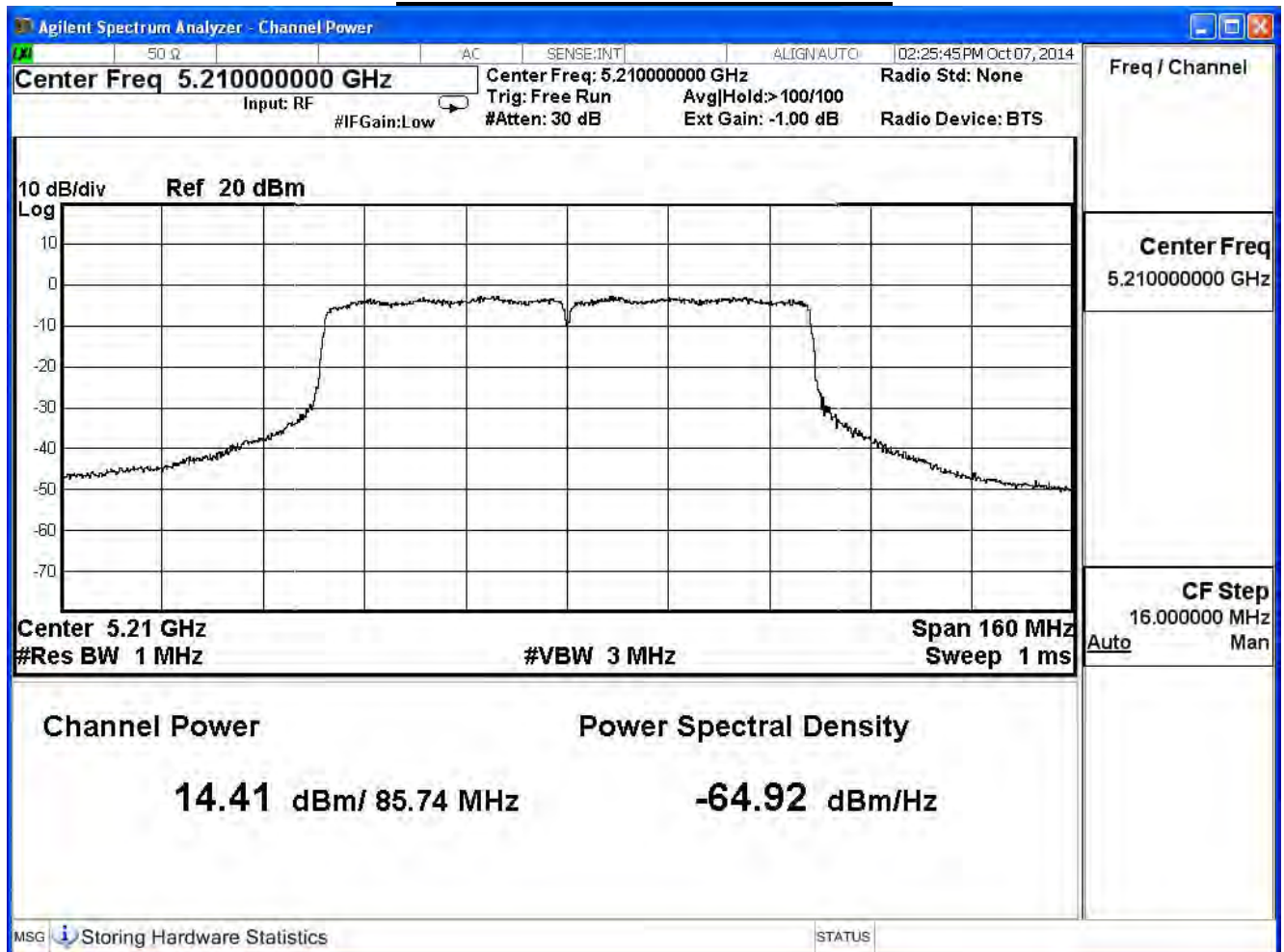
IEEE 802.11ac(80MHz)_ANT 2

| Channel No. | Frequency (MHz) | 26dB Bandwidth (MHz) | Output Power (dBm) | Required Limit | Result |
|-------------|-----------------|----------------------|--------------------|----------------|--------|
| 42 | 5210 | 85.74 | 14.410 | ≤30 | Pass |

The worst emission of data rate is 29.3 Mbps

| Peak Power Output (dBm) | | | | | | | | | | | | |
|-------------------------|-----------------|-----------|-------|-------|-------|-------|-------|-------|-------|-------|-------|----------------|
| MCS Index | | 0 | 1 | 2 | 3 | 4 | 5 | 6 | 7 | 8 | 9 | Required Limit |
| Channel No | Frequency (MHz) | Data Rate | | | | | | | | | | |
| | | 29.3 | 58.5 | 87.8 | 117 | 175.5 | 234 | 263.3 | 292.5 | 351 | 390 | |
| 42 | 5210 | 14.41 | 14.31 | 14.09 | 13.99 | 13.87 | 13.63 | 13.39 | 13.15 | 12.91 | 12.67 | 30dBm |

Peak transmit Power - Channel 42



| | | | |
|--------------|-----------------------------|-----------|-----|
| Product | VDSL2 Security Firewall | | |
| Test Item | Peak Transmit Output | | |
| Test Mode | Mode 1: Transmit (CDD Mode) | | |
| Date of Test | 2014/10/07 | Test Site | SR7 |

IEEE 802.11ac(80MHz)_ANT 0+1+2

| Channel No. | Frequency (MHz) | Output Power (mW) | Output Power (dBm) | Required Limit | Result |
|-------------|-----------------|-------------------|--------------------|----------------|--------|
| 42 | 5210 | 61.2774 | 17.873 | ≤30 | Pass |

| Peak Power Output (dBm) | | | | | | | | | | | | |
|-------------------------|-----------------|-----------|-------|-------|-------|-------|-------|-------|-------|-------|-------|----------------|
| MCS Index | | 0 | 1 | 2 | 3 | 4 | 5 | 6 | 7 | 8 | 9 | Required Limit |
| Channel No | Frequency (MHz) | Data Rate | | | | | | | | | | |
| | | 29.3 | 58.5 | 87.8 | 117 | 175.5 | 234 | 263.3 | 292.5 | 351 | 390 | |
| 42 | 5210 | 17.87 | 17.77 | 17.59 | 17.44 | 17.31 | 17.13 | 16.92 | 16.67 | 16.43 | 16.39 | 30dBm |

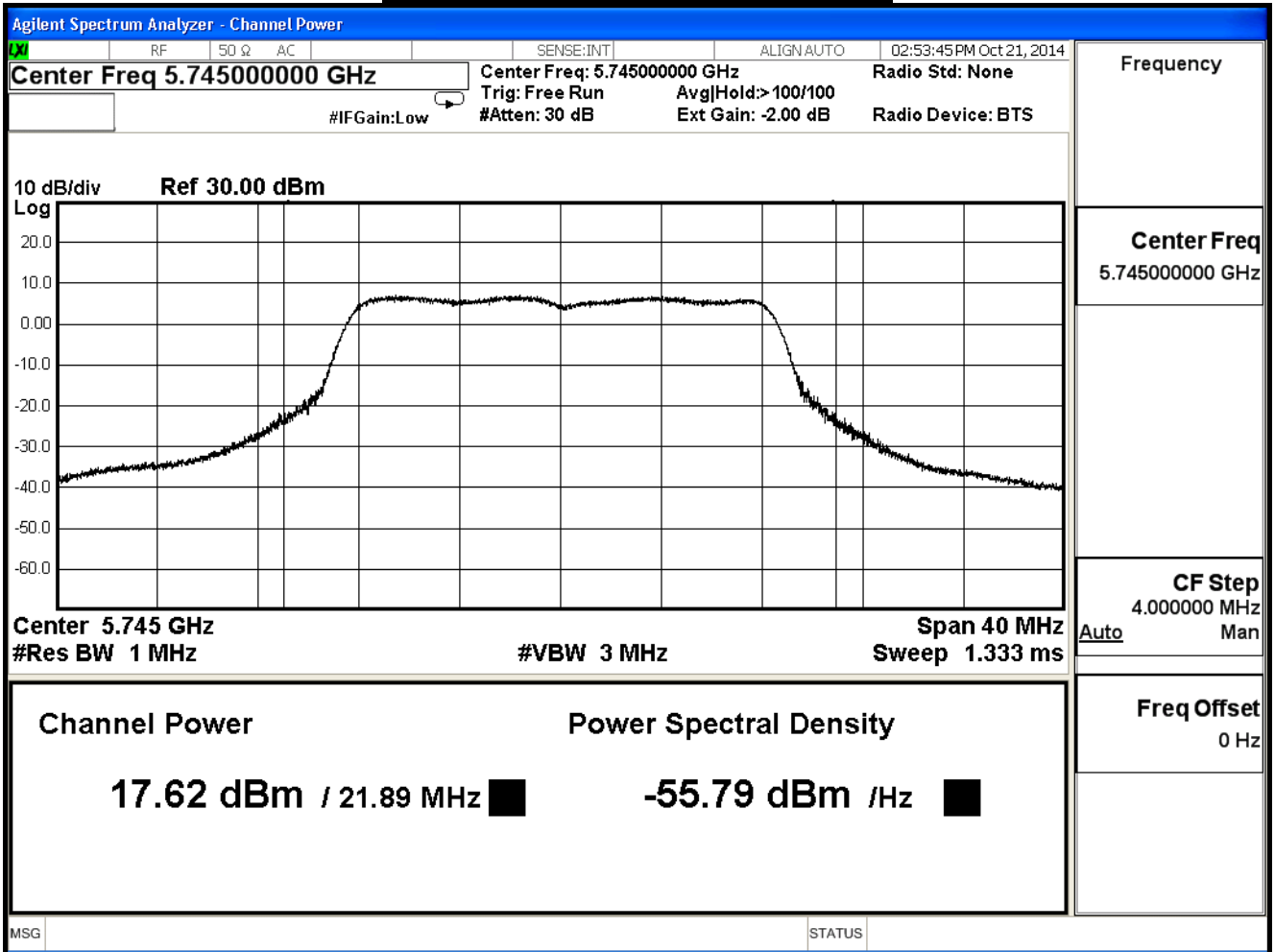
| | | | |
|--------------|-----------------------------|-----------|-----|
| Product | VDSL2 Security Firewall | | |
| Test Item | Peak Transmit Output | | |
| Test Mode | Mode 1: Transmit (CDD Mode) | | |
| Date of Test | 2014/10/21 | Test Site | SR7 |

| 802.11a_ANT 0 | | | | | |
|---------------|-----------------|----------------------|--------------------|----------------|--------|
| Channel No. | Frequency (MHz) | 26dB Bandwidth (MHz) | Output Power (dBm) | Required Limit | Result |
| 149 | 5745 | 21.89 | 17.62 | ≤30 | Pass |
| 157 | 5785 | 21.18 | 18.78 | ≤30 | Pass |
| 165 | 5825 | 21.16 | 16.67 | ≤30 | Pass |

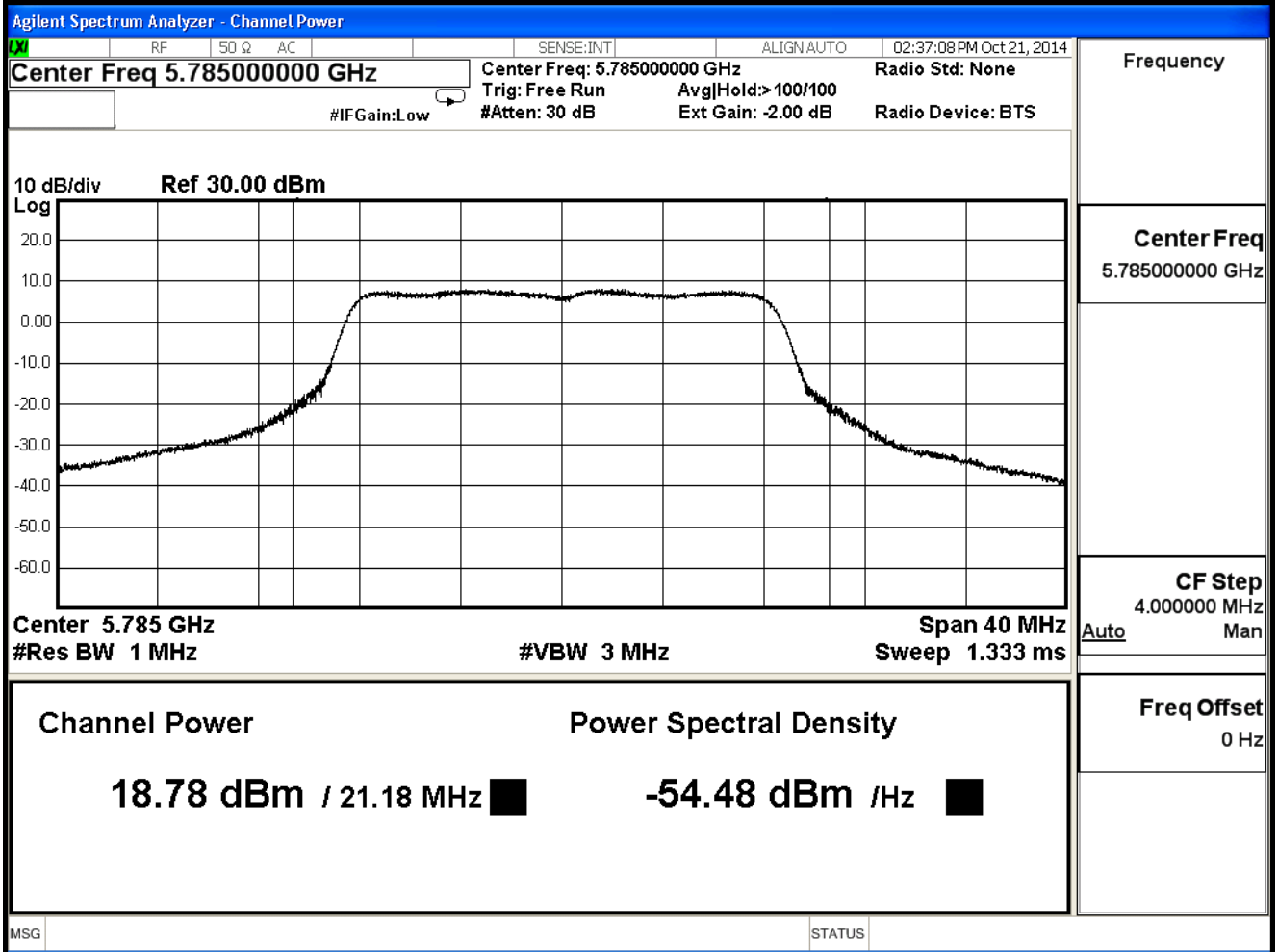
The worst emission of data rate is 6Mbps.

| Peak Power Output (dBm) | | | | | | | | | |
|-------------------------|-----------------|-----------|-------|-------|-------|-------|-------|-------|----------------|
| Channel No | Frequency (MHz) | Data Rate | | | | | | | Required Limit |
| | | 6 | 12 | 18 | 24 | 36 | 48 | 54 | |
| 149 | 5745 | 17.62 | -- | -- | -- | -- | -- | -- | 30dBm |
| 157 | 5785 | 18.78 | 18.66 | 18.46 | 18.35 | 18.09 | 17.97 | 17.73 | 30dBm |
| 165 | 5825 | 16.67 | -- | -- | -- | -- | -- | -- | 30dBm |

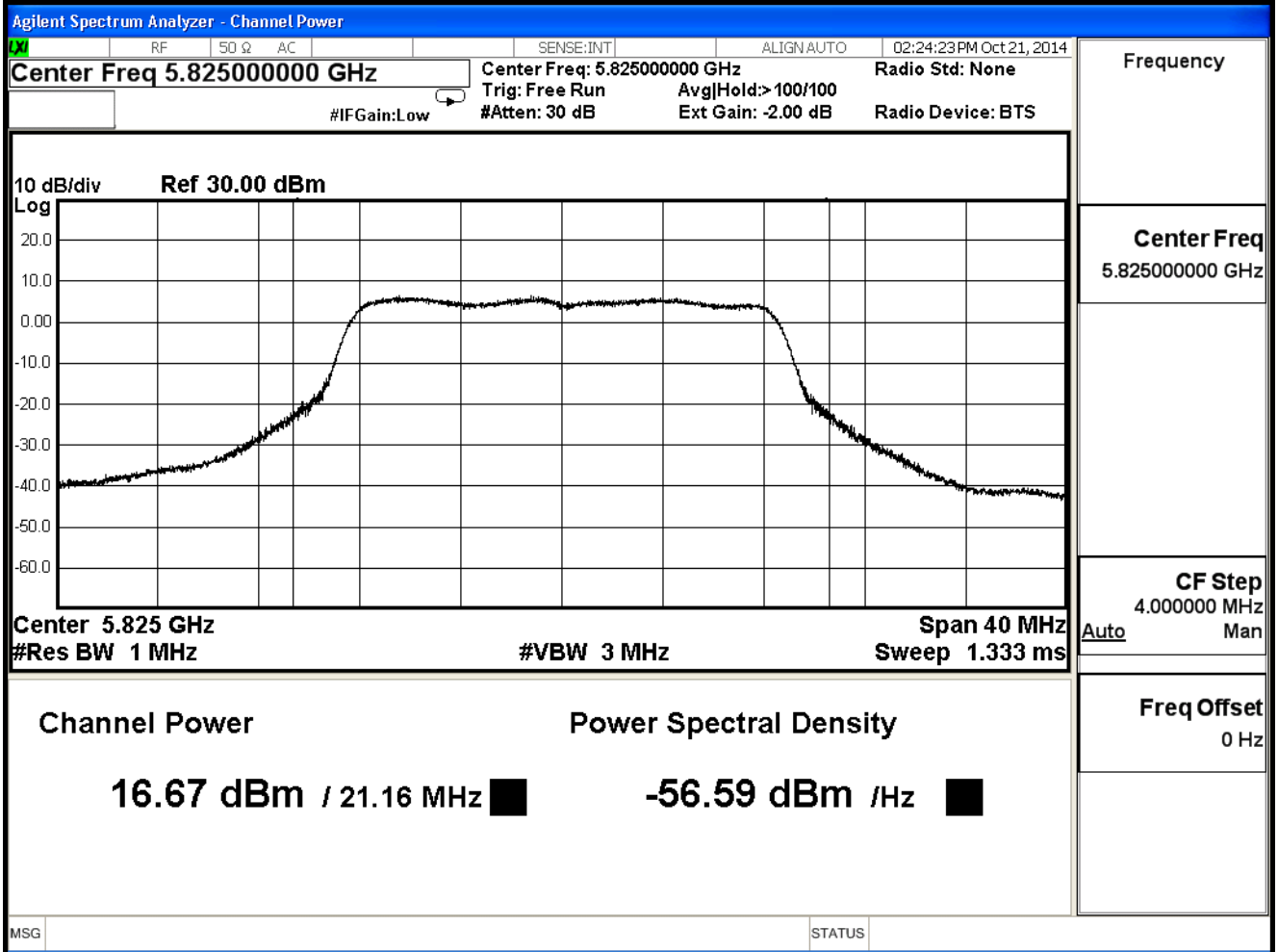
Peak transmit Power - Channel 149



Peak transmit Power - Channel 157



Peak transmit Power - Channel 165



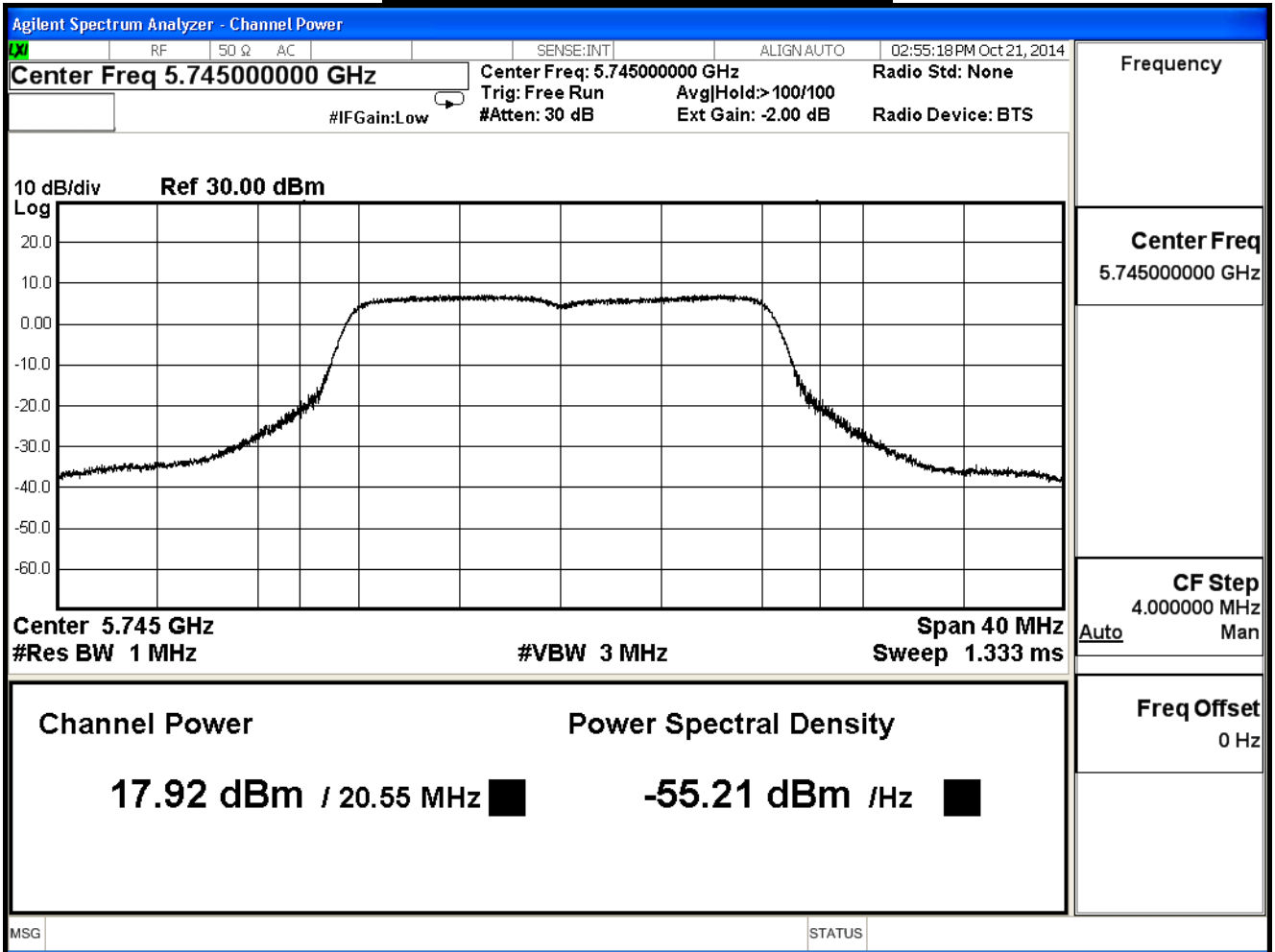
| | | | |
|--------------|-----------------------------|-----------|-----|
| Product | VDSL2 Security Firewall | | |
| Test Item | Peak Transmit Output | | |
| Test Mode | Mode 1: Transmit (CDD Mode) | | |
| Date of Test | 2014/10/21 | Test Site | SR7 |

| 802.11a_ANT 1 | | | | | |
|---------------|-----------------|----------------------|--------------------|----------------|--------|
| Channel No. | Frequency (MHz) | 26dB Bandwidth (MHz) | Output Power (dBm) | Required Limit | Result |
| 149 | 5745 | 20.55 | 17.92 | ≤30 | Pass |
| 157 | 5785 | 20.56 | 18.55 | ≤30 | Pass |
| 165 | 5825 | 20.98 | 16.97 | ≤30 | Pass |

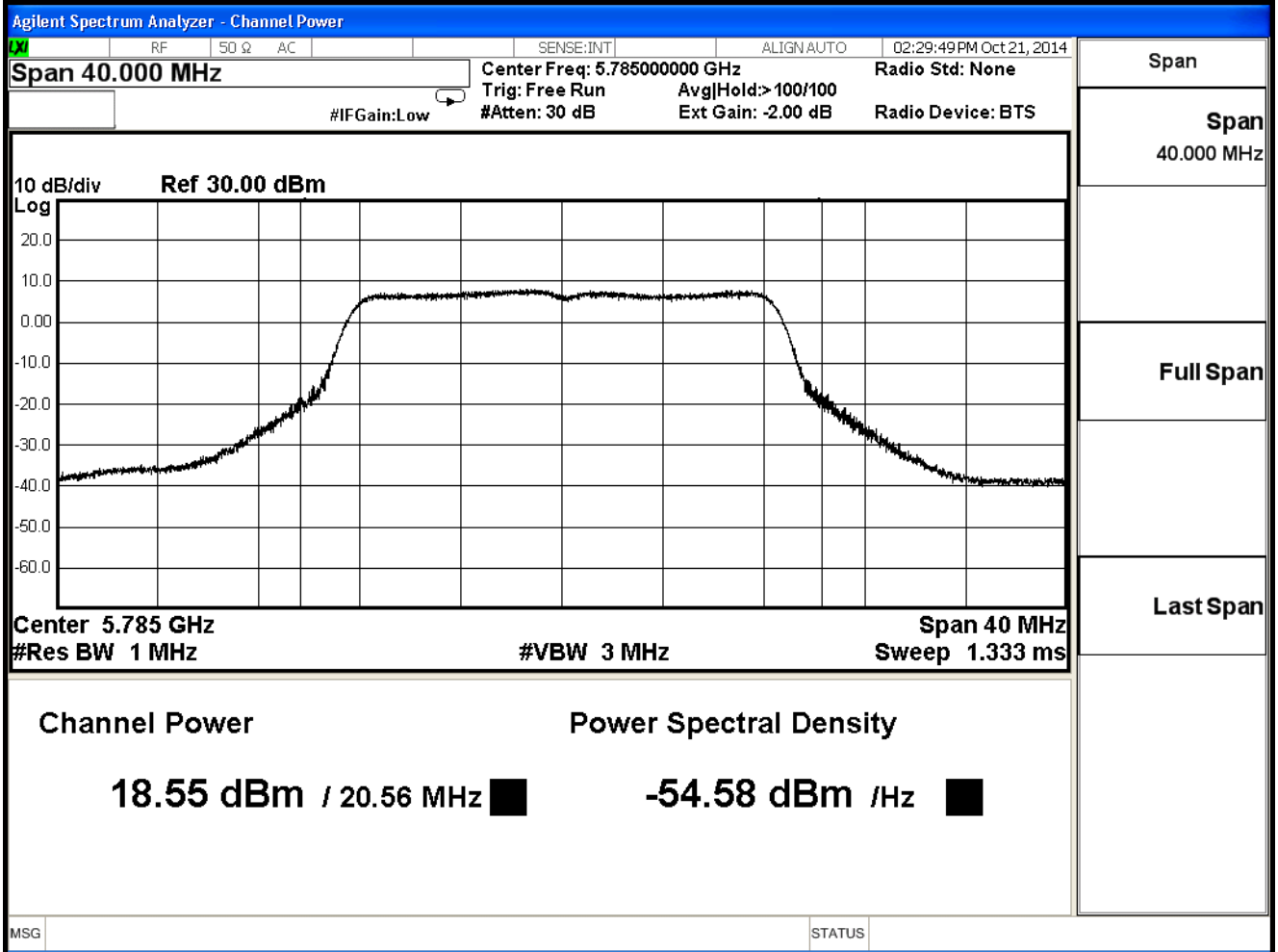
The worst emission of data rate is 6Mbps.

| Peak Power Output (dBm) | | | | | | | | | |
|-------------------------|-----------------|-----------|-------|-------|-------|-------|-------|-------|----------------|
| Channel No | Frequency (MHz) | Data Rate | | | | | | | Required Limit |
| | | 6 | 12 | 18 | 24 | 36 | 48 | 54 | |
| 149 | 5745 | 17.92 | -- | -- | -- | -- | -- | -- | 30dBm |
| 157 | 5785 | 18.55 | 18.45 | 18.21 | 18.01 | 17.77 | 17.53 | 17.41 | 30dBm |
| 165 | 5825 | 16.97 | -- | -- | -- | -- | -- | -- | 30dBm |

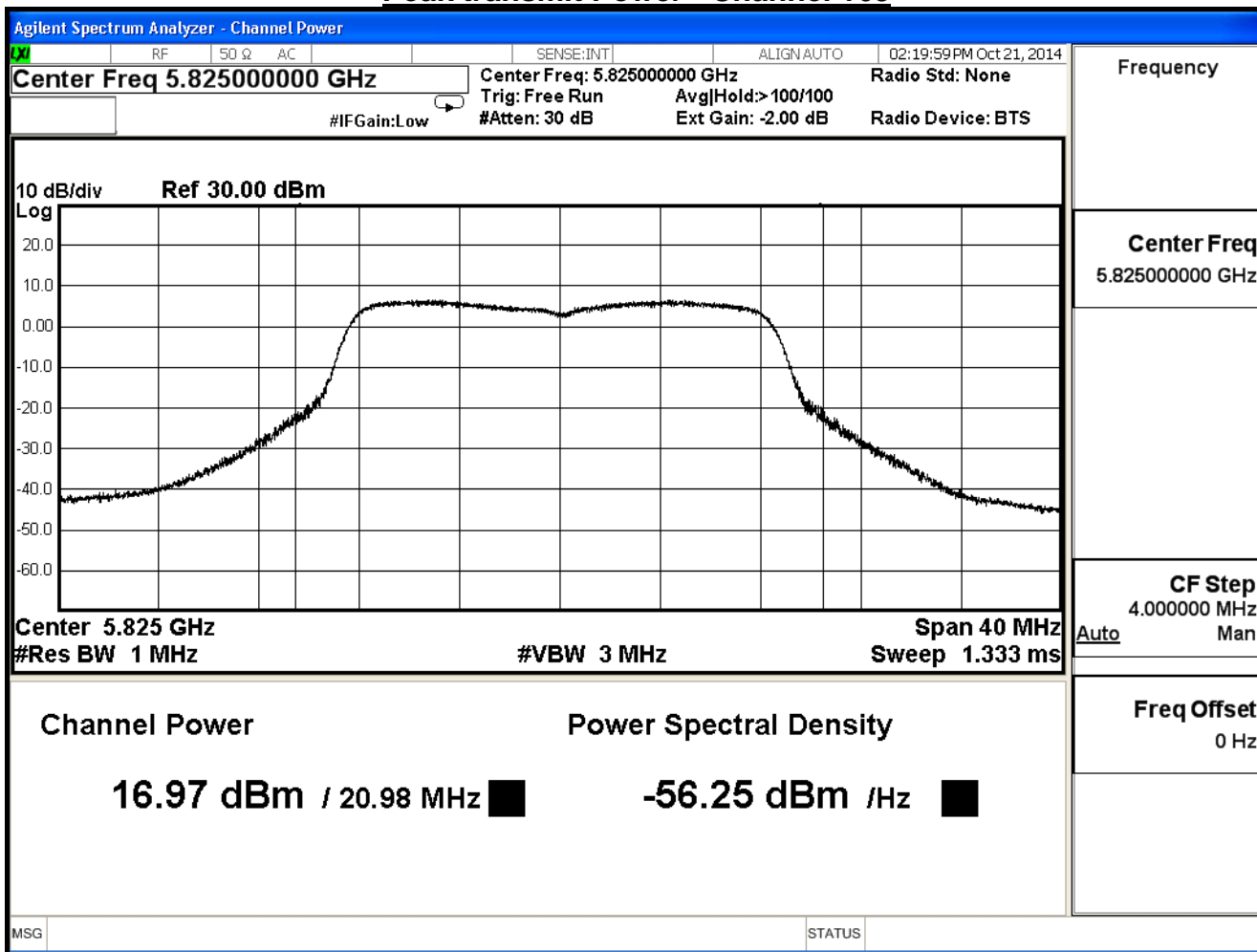
Peak transmit Power - Channel 149



Peak transmit Power - Channel 157



Peak transmit Power - Channel 165



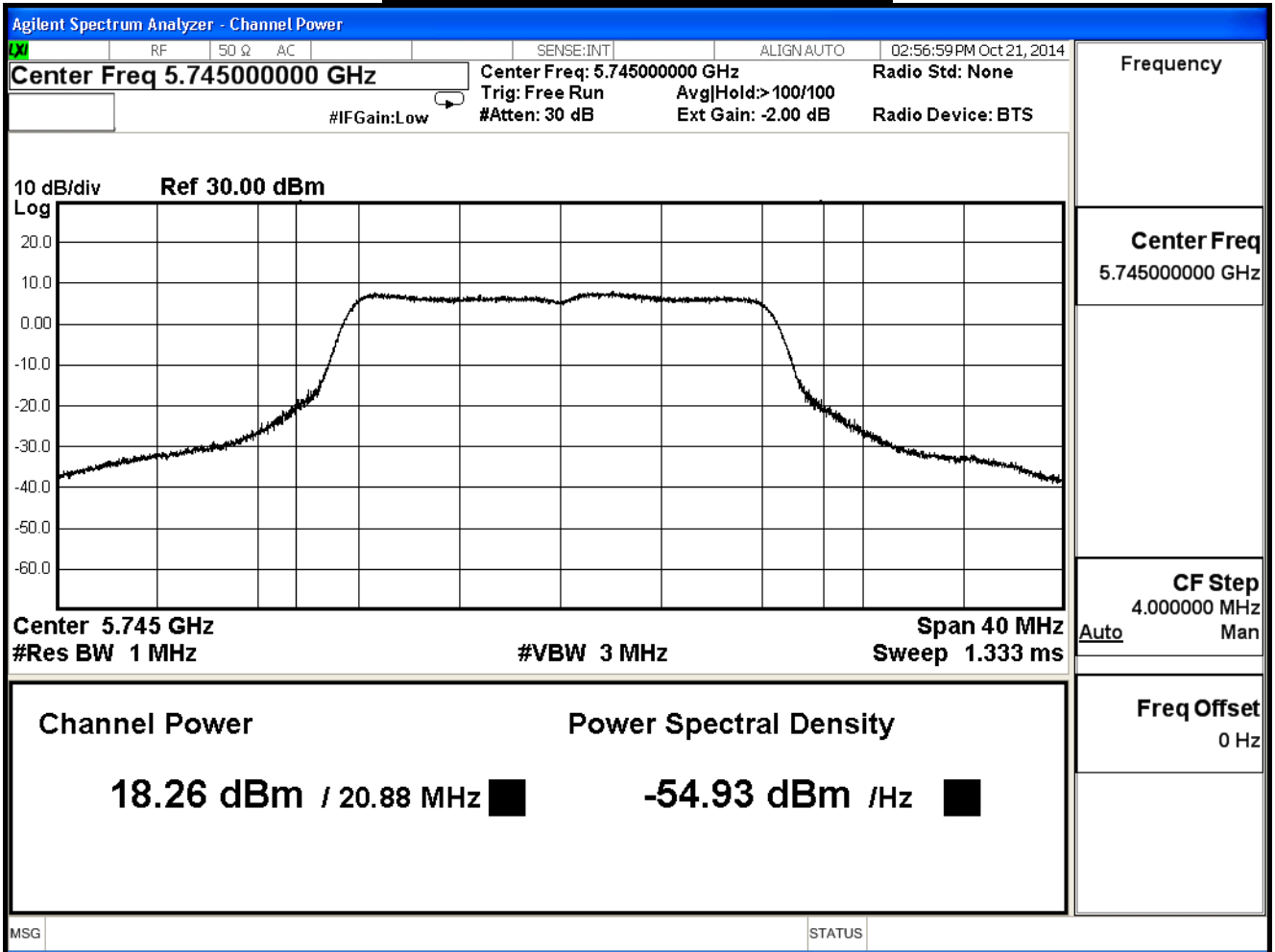
| | | | |
|--------------|-----------------------------|-----------|-----|
| Product | VDSL2 Security Firewall | | |
| Test Item | Peak Transmit Output | | |
| Test Mode | Mode 1: Transmit (CDD Mode) | | |
| Date of Test | 2014/10/21 | Test Site | SR7 |

| 802.11a_ANT 2 | | | | | |
|---------------|-----------------|----------------------|--------------------|----------------|--------|
| Channel No. | Frequency (MHz) | 26dB Bandwidth (MHz) | Output Power (dBm) | Required Limit | Result |
| 149 | 5745 | 20.88 | 18.26 | ≤30 | Pass |
| 157 | 5785 | 20.51 | 19.06 | ≤30 | Pass |
| 165 | 5825 | 21.26 | 16.85 | ≤30 | Pass |

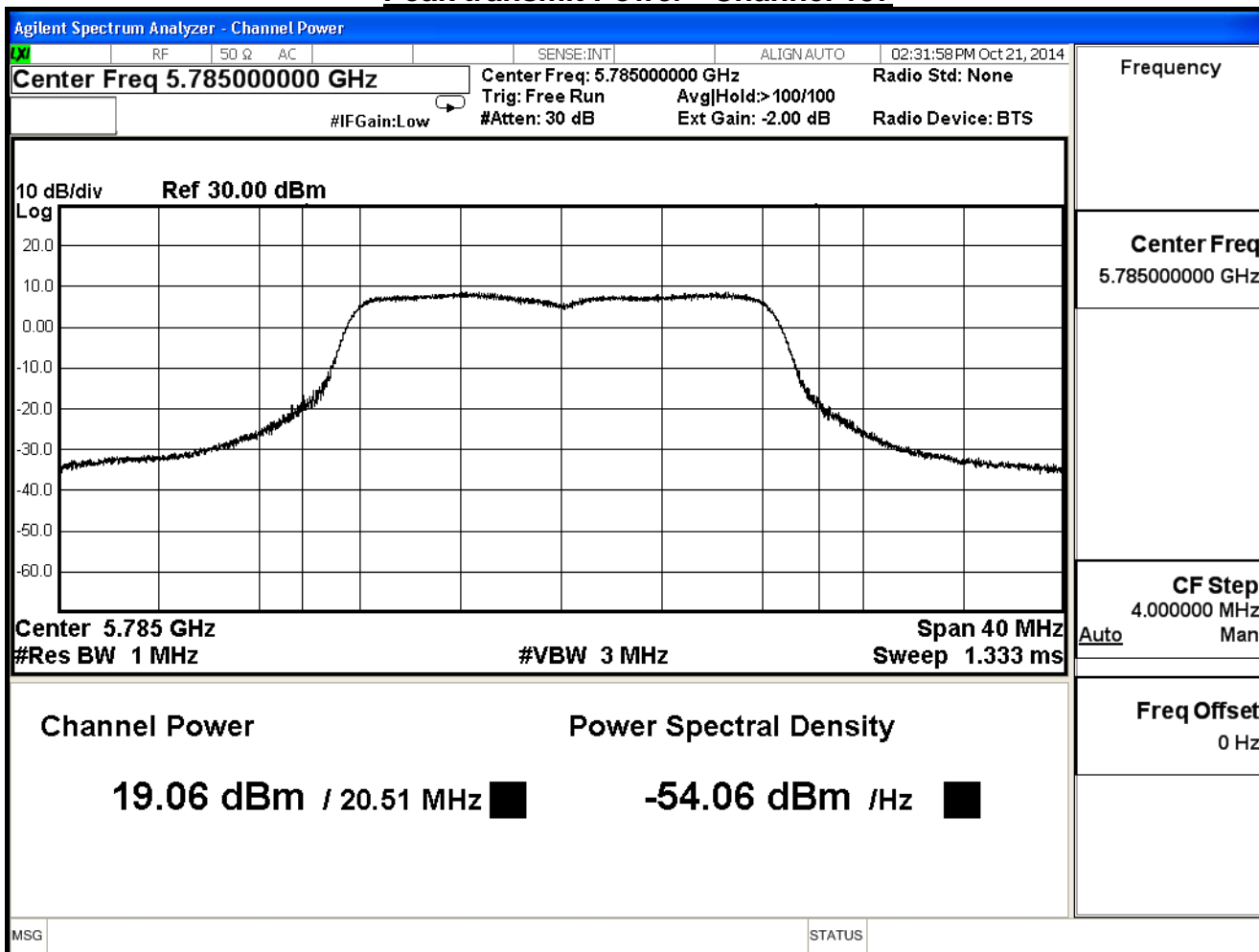
The worst emission of data rate is 6Mbps.

| Peak Power Output (dBm) | | | | | | | | | |
|-------------------------|-----------------|-----------|-------|-------|-------|-------|-------|-------|----------------|
| Channel No | Frequency (MHz) | Data Rate | | | | | | | Required Limit |
| | | 6 | 12 | 18 | 24 | 36 | 48 | 54 | |
| 149 | 5745 | 18.26 | -- | -- | -- | -- | -- | -- | 30dBm |
| 157 | 5785 | 19.06 | 18.96 | 18.70 | 18.50 | 18.24 | 18.12 | 18.00 | 30dBm |
| 165 | 5825 | 16.85 | -- | -- | -- | -- | -- | -- | 30dBm |

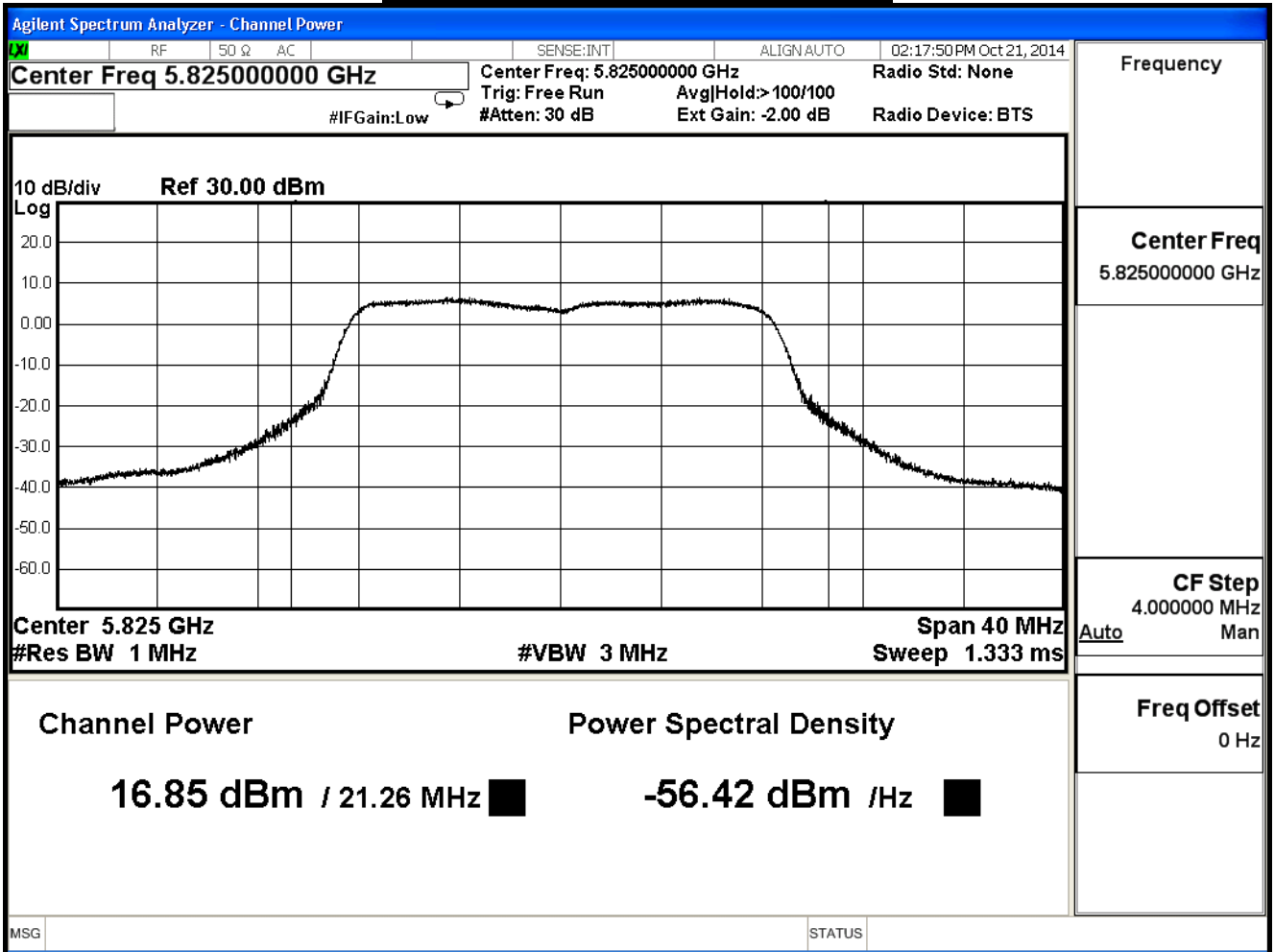
Peak transmit Power - Channel 149



Peak transmit Power - Channel 157



Peak transmit Power - Channel 165



| | | | |
|--------------|-----------------------------|-----------|-----|
| Product | VDSL2 Security Firewall | | |
| Test Item | Peak Transmit Output | | |
| Test Mode | Mode 1: Transmit (CDD Mode) | | |
| Date of Test | 2014/10/21 | Test Site | SR7 |

| 802.11a_ANT 0+1+2 | | | | | |
|-------------------|-----------------|-------------------|--------------------|----------------|--------|
| Channel No. | Frequency (MHz) | Output Power (mW) | Output Power (dBm) | Required Limit | Result |
| 149 | 5745 | 186.7239 | 22.712 | ≤30 | Pass |
| 157 | 5785 | 227.6670 | 23.573 | ≤30 | Pass |
| 165 | 5825 | 144.6439 | 21.603 | ≤30 | Pass |

The worst emission of data rate is 6Mbps.

| Peak Power Output (dBm) | | | | | | | | | |
|-------------------------|-----------------|-----------|-------|-------|-------|-------|-------|-------|----------------|
| Channel No | Frequency (MHz) | Data Rate | | | | | | | Required Limit |
| | | 6 | 12 | 18 | 24 | 36 | 48 | 54 | |
| 149 | 5745 | 22.71 | -- | -- | -- | -- | -- | -- | 30dBm |
| 157 | 5785 | 23.57 | 23.47 | 23.23 | 23.06 | 22.81 | 22.65 | 22.49 | 30dBm |
| 165 | 5825 | 21.60 | -- | -- | -- | -- | -- | -- | 30dBm |

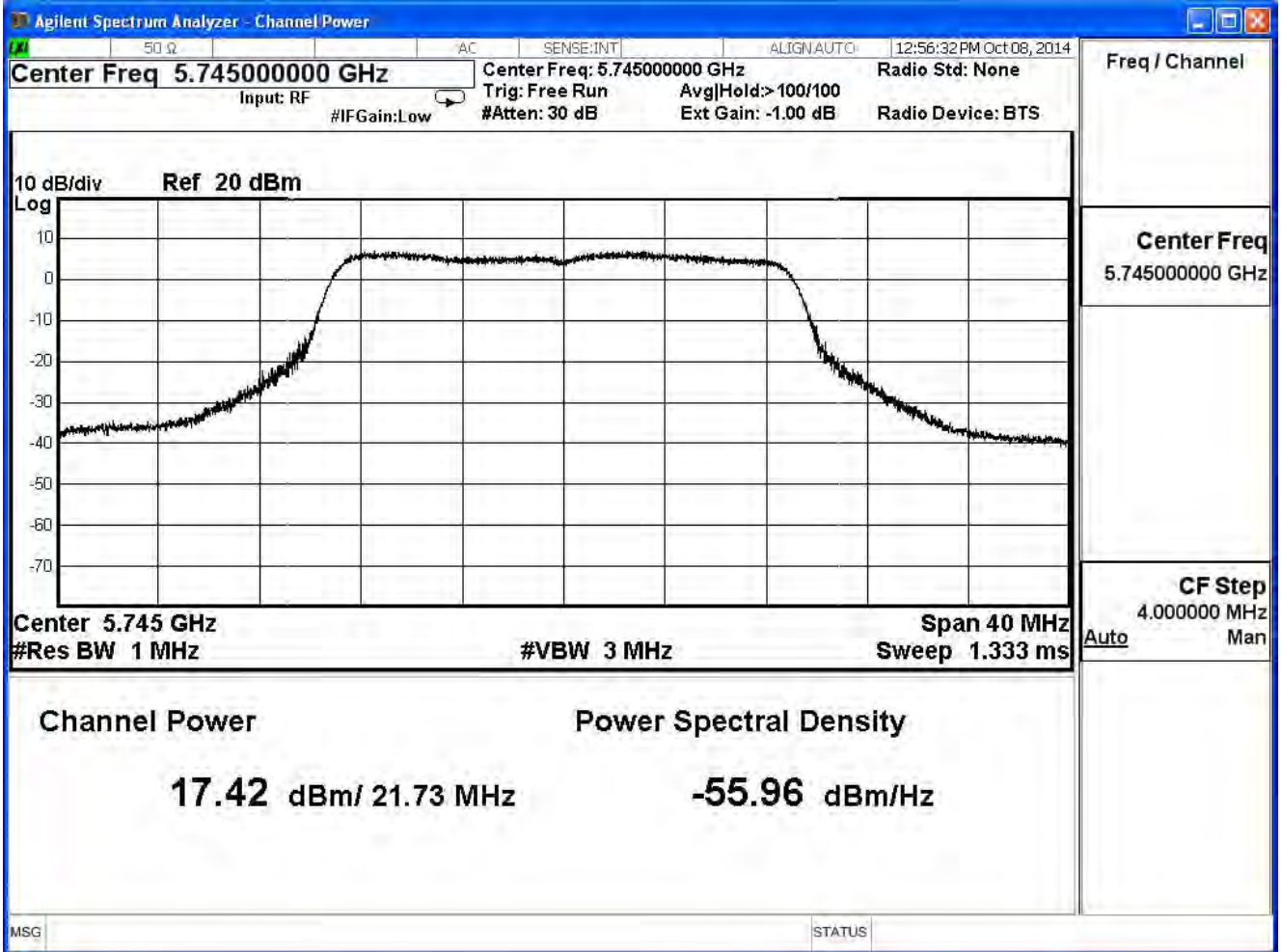
| | | | |
|--------------|-----------------------------|-----------|-----|
| Product | VDSL2 Security Firewall | | |
| Test Item | Peak Transmit Output | | |
| Test Mode | Mode 1: Transmit (CDD Mode) | | |
| Date of Test | 2014/10/21 | Test Site | SR7 |

| IEEE 802.11n(20MHz)_ANT 0 | | | | | |
|---------------------------|-----------------|----------------------|--------------------|----------------|--------|
| Channel No. | Frequency (MHz) | 26dB Bandwidth (MHz) | Output Power (dBm) | Required Limit | Result |
| 149 | 5745 | 21.73 | 17.420 | ≤30 | Pass |
| 157 | 5785 | 22.27 | 17.710 | ≤30 | Pass |
| 165 | 5825 | 22.51 | 16.570 | ≤30 | Pass |

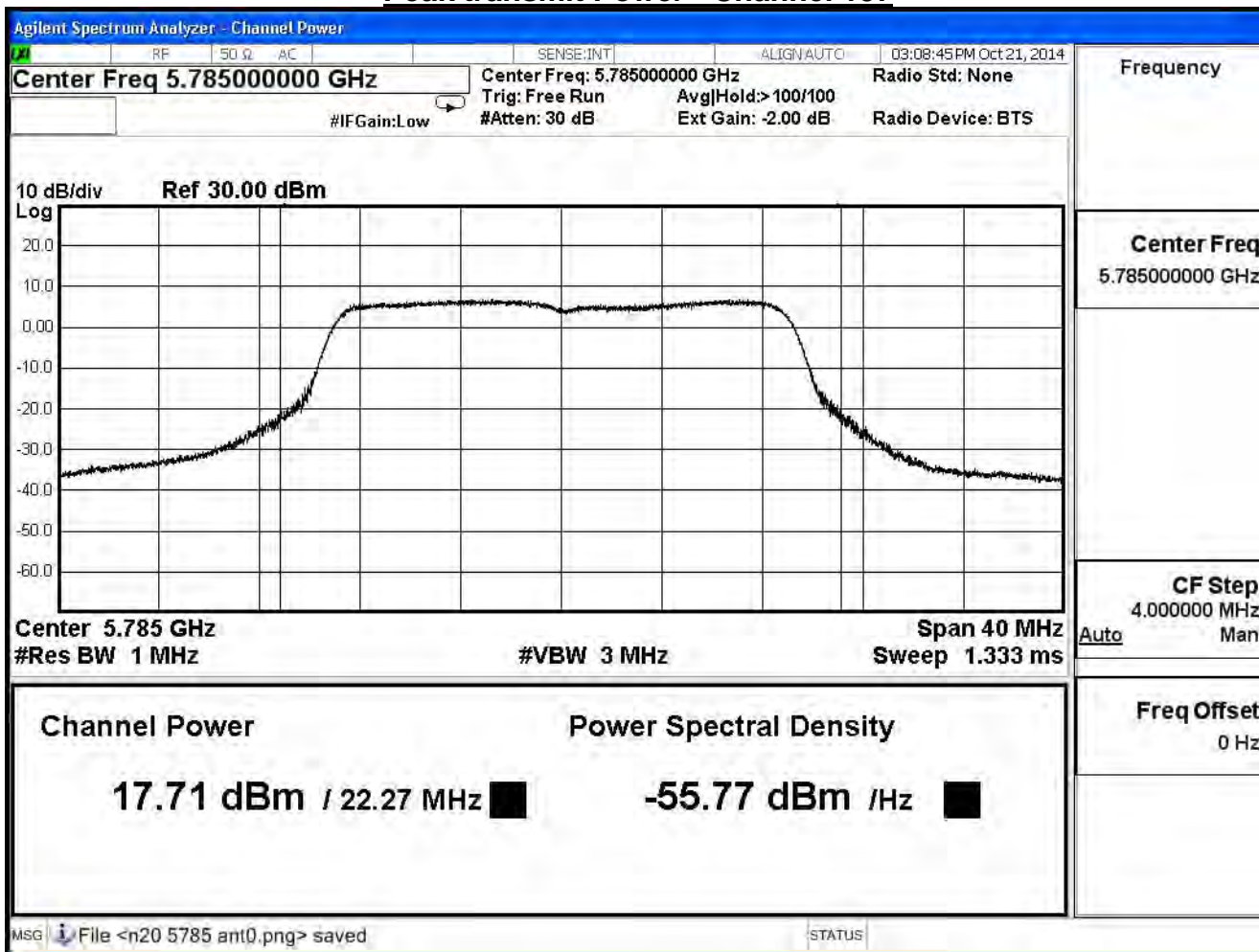
The worst emission of data rate is 6.5 Mbps.

| Peak Power Output (dBm) | | | | | | | | | | |
|-------------------------|-----------------|-----------|-------|-------|-------|-------|-------|-------|-------|----------------|
| MCS Index | | 0 | 1 | 2 | 3 | 4 | 5 | 6 | 7 | Required Limit |
| Channel No | Frequency (MHz) | Data Rate | | | | | | | | |
| | | 6.5 | 13 | 19.5 | 26 | 39 | 52 | 58.5 | 65 | |
| 149 | 5745 | 17.42 | -- | -- | -- | -- | -- | -- | -- | 30dBm |
| 157 | 5785 | 17.71 | 17.59 | 17.49 | 17.27 | 17.01 | 16.89 | 16.65 | 16.54 | 30dBm |
| 165 | 5825 | 16.57 | -- | -- | -- | -- | -- | -- | -- | 30dBm |

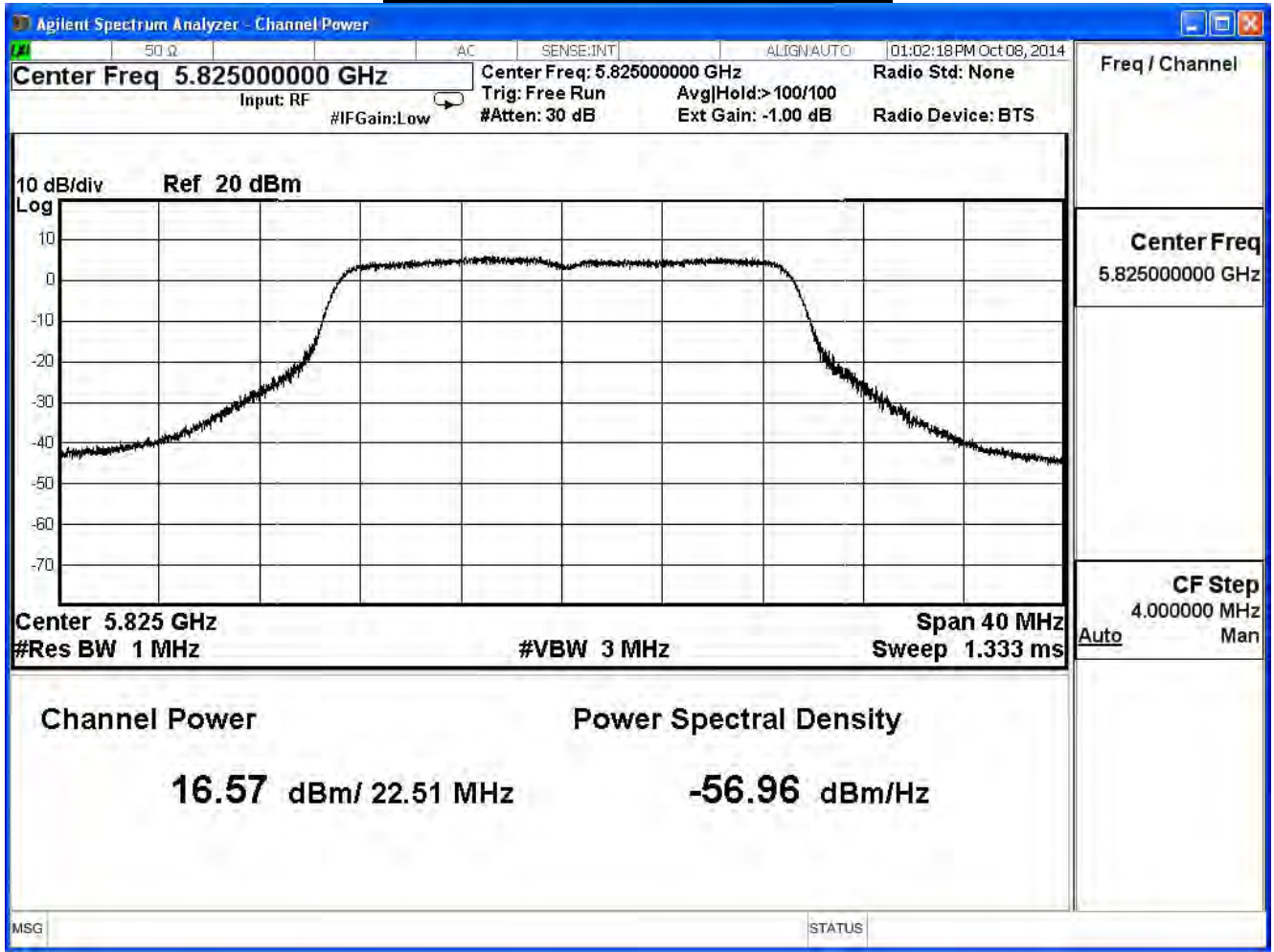
Peak transmit Power - Channel 149



Peak transmit Power - Channel 157



Peak transmit Power - Channel 165



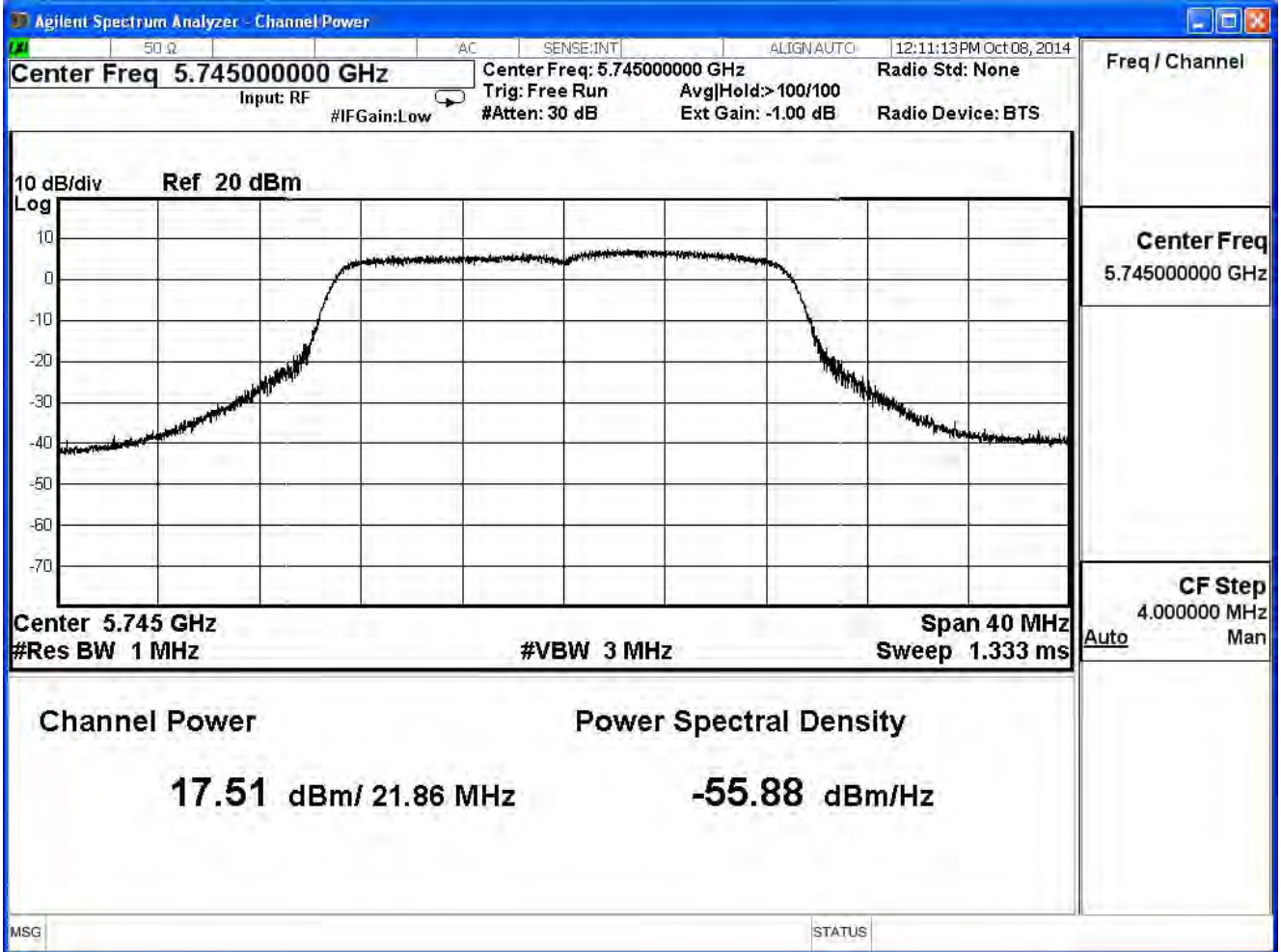
| | | | |
|--------------|-----------------------------|-----------|-----|
| Product | VDSL2 Security Firewall | | |
| Test Item | Peak Transmit Output | | |
| Test Mode | Mode 1: Transmit (CDD Mode) | | |
| Date of Test | 2014/10/21 | Test Site | SR7 |

| IEEE 802.11n(20MHz)_ANT 1 | | | | | |
|---------------------------|-----------------|----------------------|--------------------|----------------|--------|
| Channel No. | Frequency (MHz) | 26dB Bandwidth (MHz) | Output Power (dBm) | Required Limit | Result |
| 149 | 5745 | 21.86 | 17.510 | ≤30 | Pass |
| 157 | 5785 | 21.01 | 18.360 | ≤30 | Pass |
| 165 | 5825 | 22.15 | 16.680 | ≤30 | Pass |

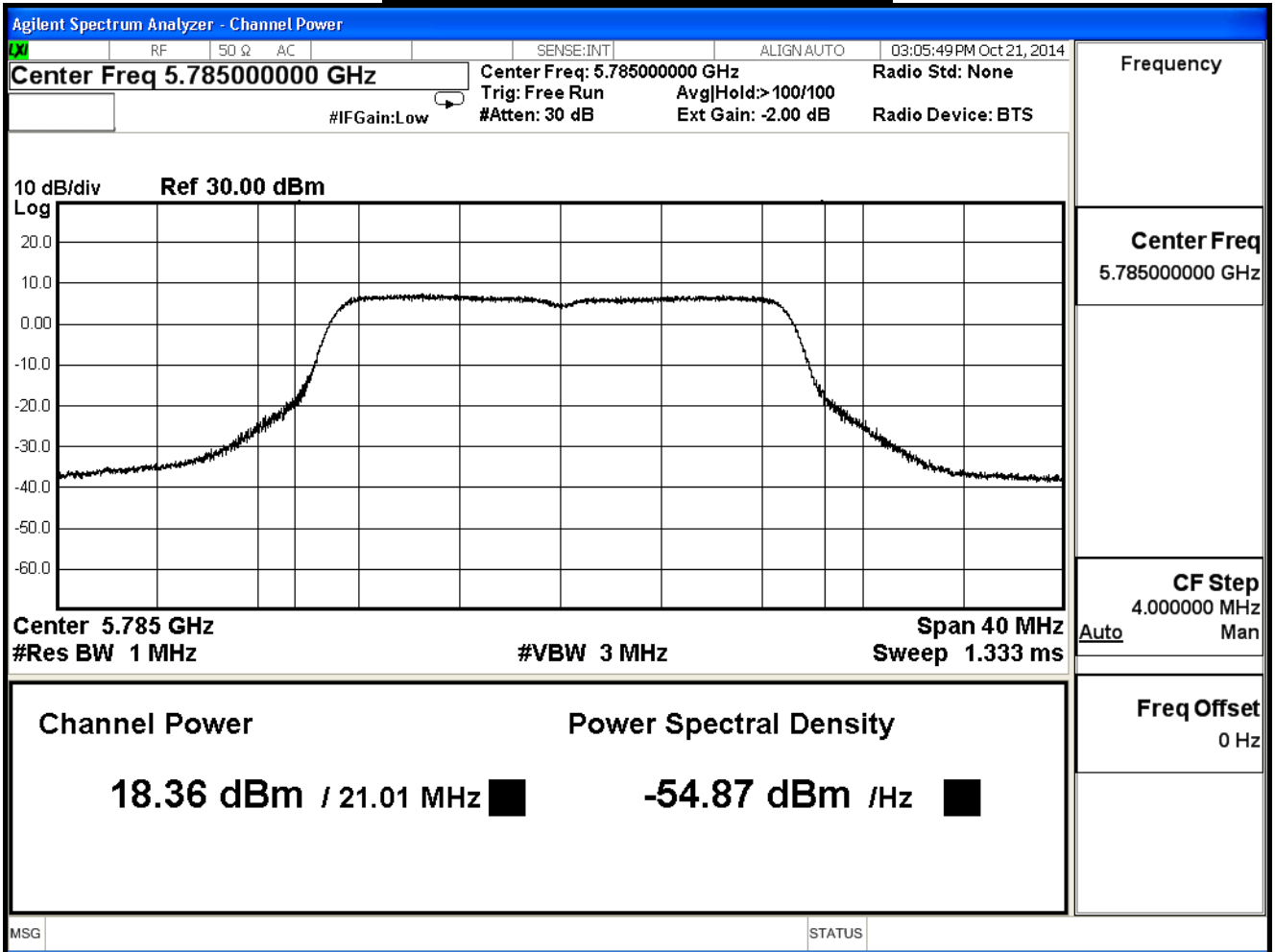
The worst emission of data rate is 6.5 Mbps.

| Peak Power Output (dBm) | | | | | | | | | | |
|-------------------------|-----------------|-----------|-------|-------|-------|-------|-------|-------|-------|----------------|
| MCS Index | | 0 | 1 | 2 | 3 | 4 | 5 | 6 | 7 | Required Limit |
| Channel No | Frequency (MHz) | Data Rate | | | | | | | | |
| | | 6.5 | 13 | 19.5 | 26 | 39 | 52 | 58.5 | | |
| 149 | 5745 | 17.51 | -- | -- | -- | -- | -- | -- | -- | 30dBm |
| 157 | 5785 | 18.36 | 18.16 | 18.04 | 17.94 | 17.82 | 17.70 | 17.46 | 17.33 | 30dBm |
| 165 | 5825 | 16.68 | -- | -- | -- | -- | -- | -- | -- | 30dBm |

Peak transmit Power - Channel 149



Peak transmit Power - Channel 157



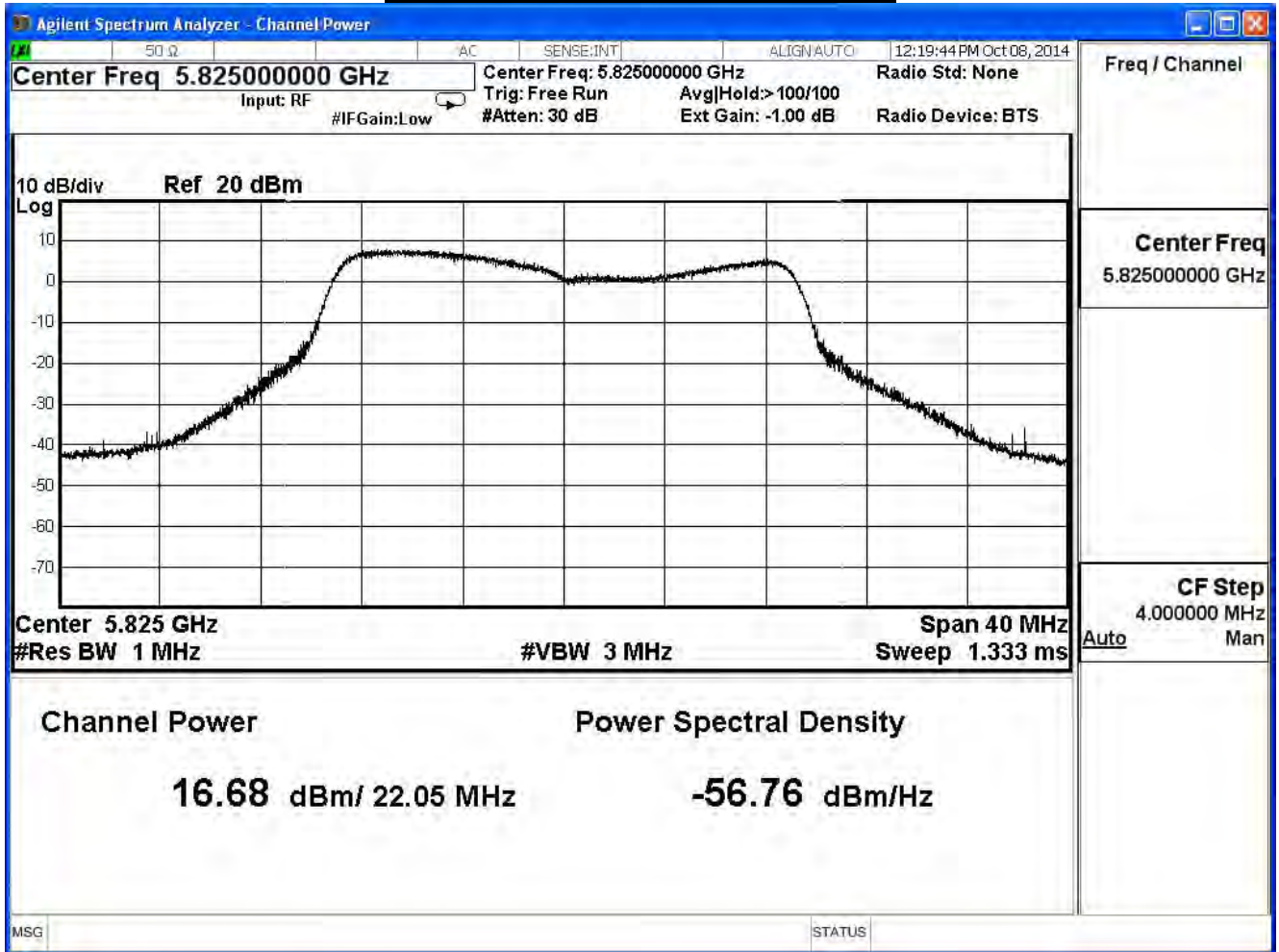
Frequency

Center Freq
5.785000000 GHz

CF Step
4.000000 MHz
Auto Man

Freq Offset
0 Hz

Peak transmit Power - Channel 165



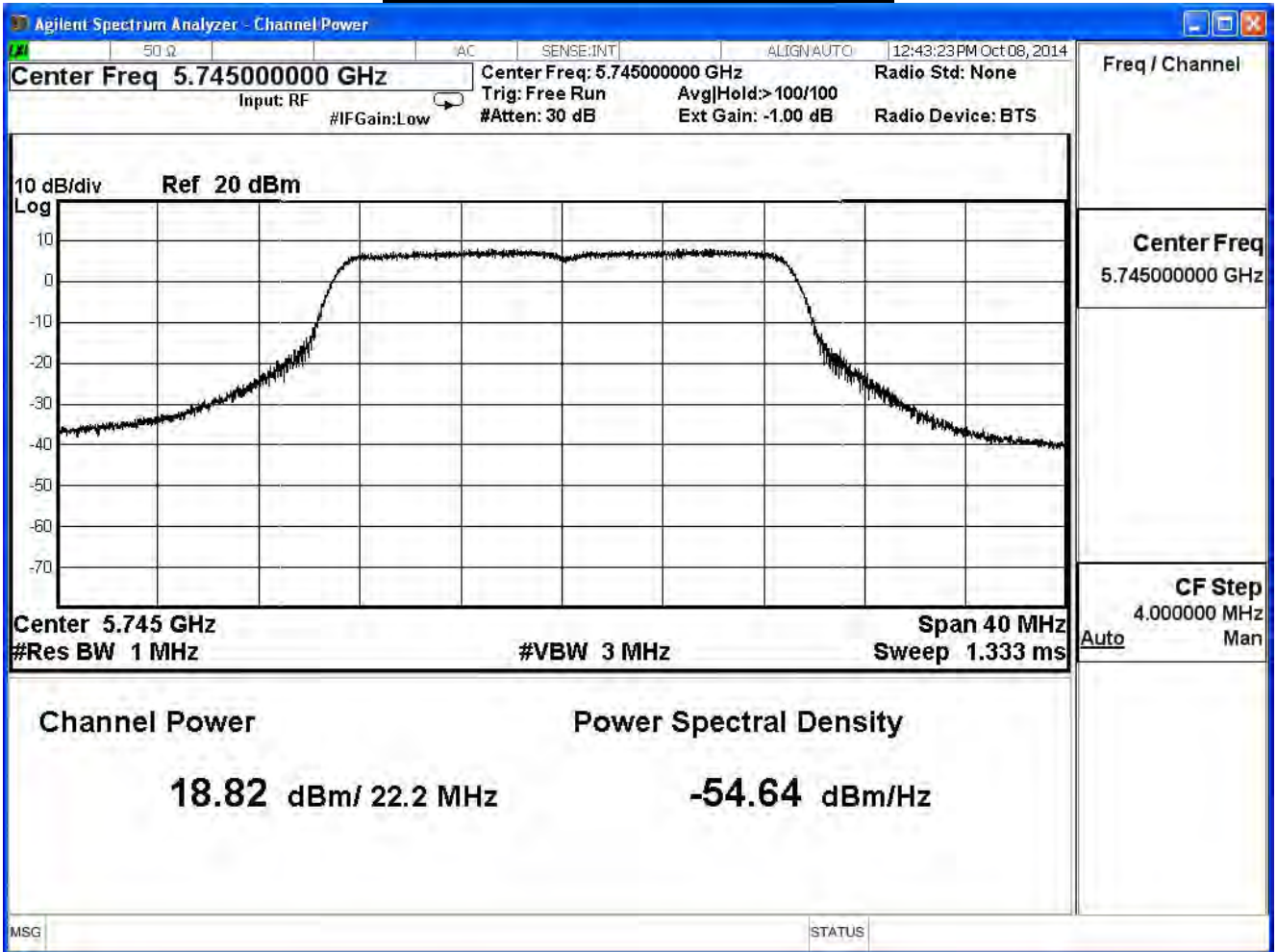
| | | | |
|--------------|-----------------------------|-----------|-----|
| Product | VDSL2 Security Firewall | | |
| Test Item | Peak Transmit Output | | |
| Test Mode | Mode 1: Transmit (CDD Mode) | | |
| Date of Test | 2014/10/21 | Test Site | SR7 |

| IEEE 802.11n(20MHz)_ANT 2 | | | | | |
|---------------------------|-----------------|----------------------|--------------------|----------------|--------|
| Channel No. | Frequency (MHz) | 26dB Bandwidth (MHz) | Output Power (dBm) | Required Limit | Result |
| 149 | 5745 | 22.20 | 18.820 | ≤30 | Pass |
| 157 | 5785 | 22.31 | 18.680 | ≤30 | Pass |
| 165 | 5825 | 22.91 | 17.170 | ≤30 | Pass |

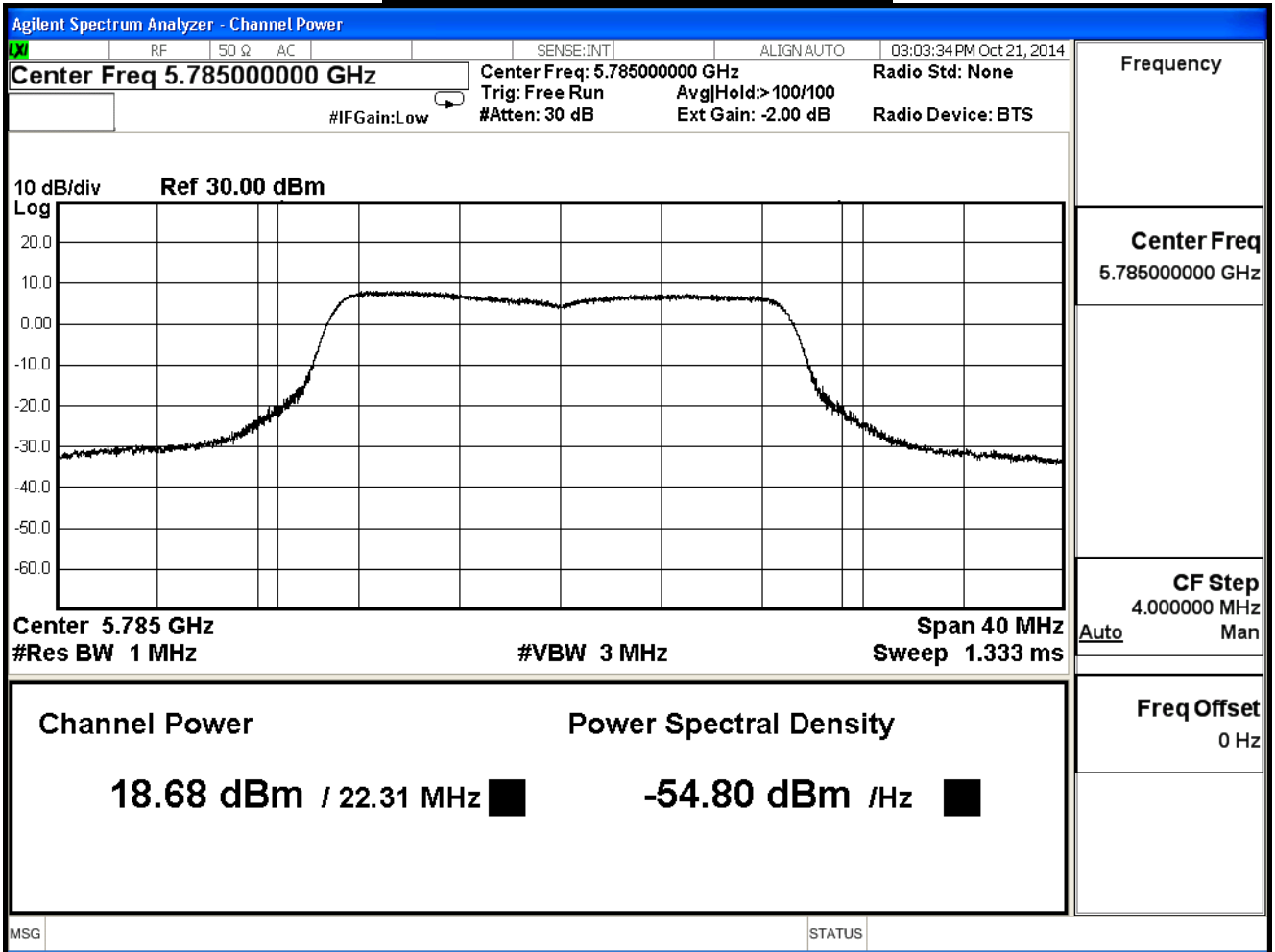
The worst emission of data rate is 6.5 Mbps.

| Peak Power Output (dBm) | | | | | | | | | | |
|-------------------------|-----------------|-----------|-------|-------|-------|-------|-------|-------|-------|----------------|
| MCS Index | | 0 | 1 | 2 | 3 | 4 | 5 | 6 | 7 | Required Limit |
| Channel No | Frequency (MHz) | Data Rate | | | | | | | | |
| | | 6.5 | 13 | 19.5 | 26 | 39 | 52 | 58.5 | 65 | |
| 149 | 5745 | 18.82 | -- | -- | -- | -- | -- | -- | -- | 30dBm |
| 157 | 5785 | 18.68 | 18.48 | 18.35 | 18.25 | 17.99 | 17.87 | 17.75 | 17.63 | 30dBm |
| 165 | 5825 | 17.17 | -- | -- | -- | -- | -- | -- | -- | 30dBm |

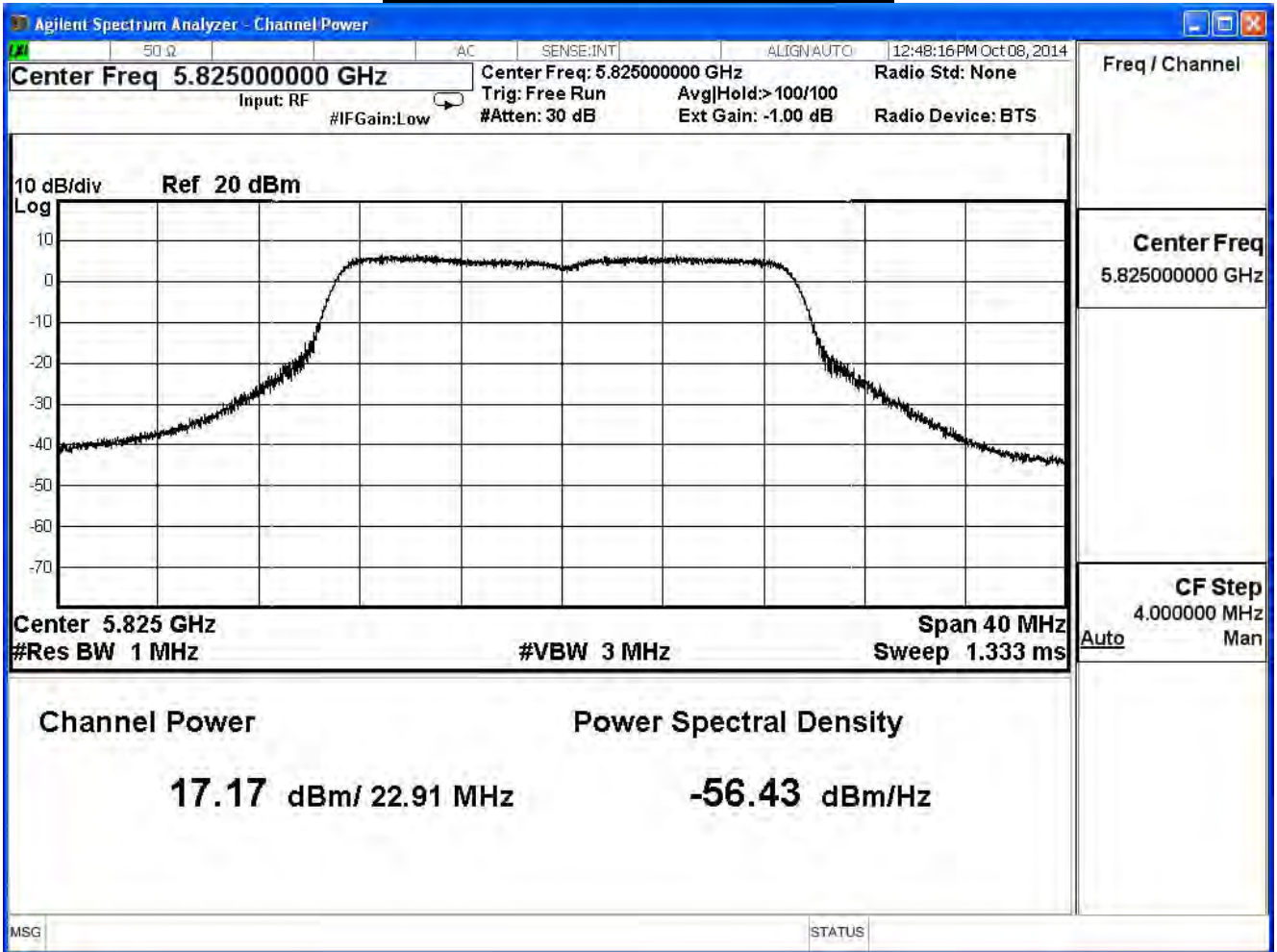
Peak transmit Power - Channel 149



Peak transmit Power - Channel 157



Peak transmit Power - Channel 165



| | | | |
|--------------|-----------------------------|-----------|-----|
| Product | VDSL2 Security Firewall | | |
| Test Item | Peak Transmit Output | | |
| Test Mode | Mode 1: Transmit (CDD Mode) | | |
| Date of Test | 2014/10/21 | Test Site | SR7 |

| IEEE 802.11n(20MHz)_ANT 0+1+2 | | | | | |
|-------------------------------|-----------------|-------------------|--------------------|----------------|--------|
| Channel No. | Frequency (MHz) | Output Power (mW) | Output Power (dBm) | Required Limit | Result |
| 149 | 5745 | 187.7587 | 22.736 | ≤30 | Pass |
| 157 | 5785 | 201.3724 | 23.040 | ≤30 | Pass |
| 165 | 5825 | 144.0788 | 21.586 | ≤30 | Pass |

The worst emission of data rate is 6.5 Mbps.

| Peak Power Output (dBm) | | | | | | | | | | |
|-------------------------|-----------------|-----------|-------|-------|-------|-------|-------|-------|-------|----------------|
| MCS Index | | 0 | 1 | 2 | 3 | 4 | 5 | 6 | 7 | Required Limit |
| Channel No | Frequency (MHz) | Data Rate | | | | | | | | |
| | | 6.5 | 13 | 19.5 | 26 | 39 | 52 | 58.5 | 65 | |
| 149 | 5745 | 22.74 | -- | -- | -- | -- | -- | -- | -- | 30dBm |
| 157 | 5785 | 23.04 | 22.86 | 22.75 | 22.61 | 22.40 | 22.28 | 22.08 | 21.96 | 30dBm |
| 165 | 5825 | 21.59 | -- | -- | -- | -- | -- | -- | -- | 30dBm |

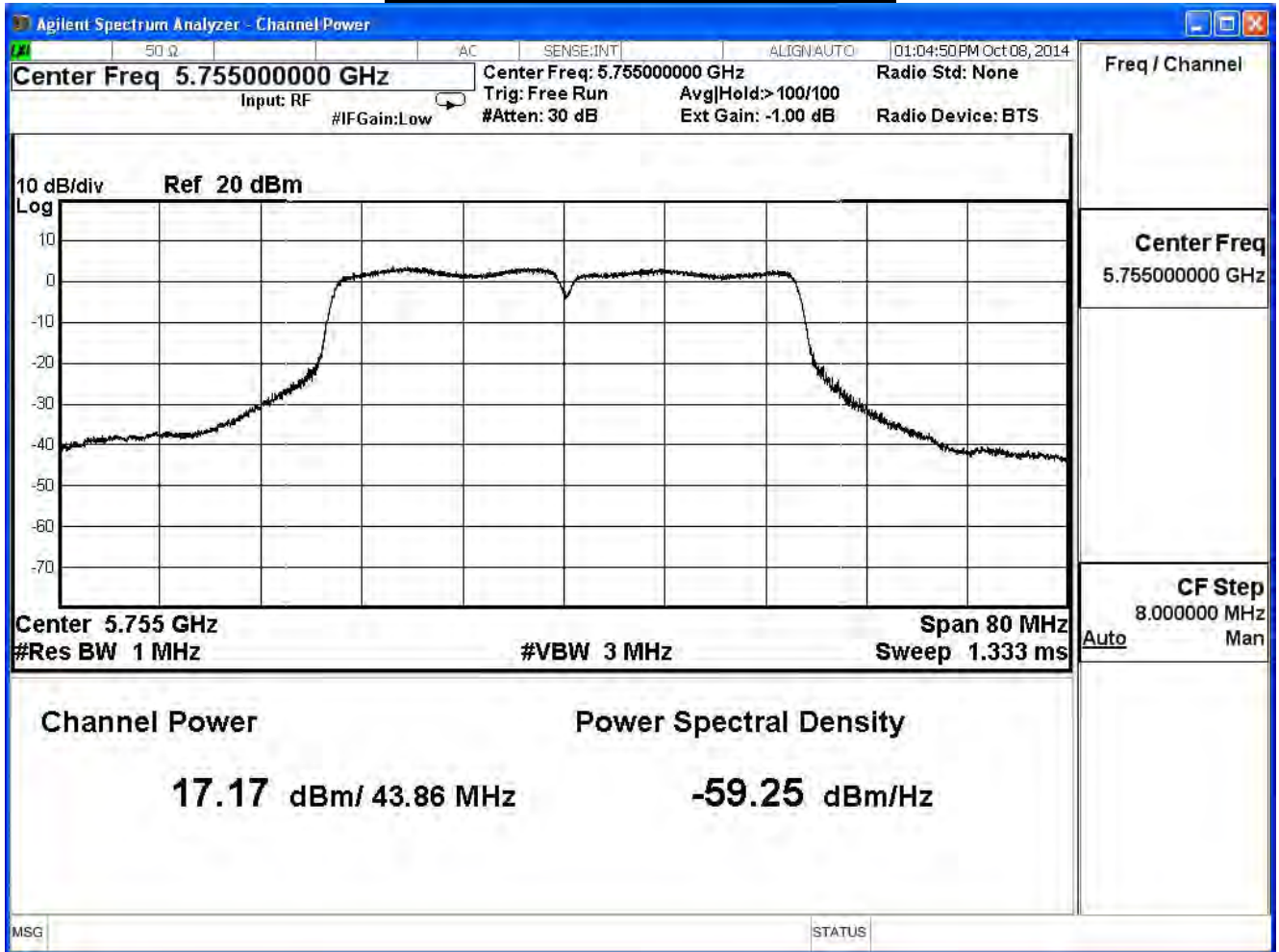
| | | | |
|--------------|-----------------------------|-----------|-----|
| Product | VDSL2 Security Firewall | | |
| Test Item | Peak Transmit Output | | |
| Test Mode | Mode 1: Transmit (CDD Mode) | | |
| Date of Test | 2014/10/21 | Test Site | SR7 |

| IEEE 802.11n(40MHz)_ANT 0 | | | | | |
|---------------------------|-----------------|----------------------|--------------------|----------------|--------|
| Channel No. | Frequency (MHz) | 26dB Bandwidth (MHz) | Output Power (dBm) | Required Limit | Result |
| 151 | 5755 | 43.86 | 17.170 | ≤30 | Pass |
| 159 | 5795 | 43.18 | 18.710 | ≤30 | Pass |

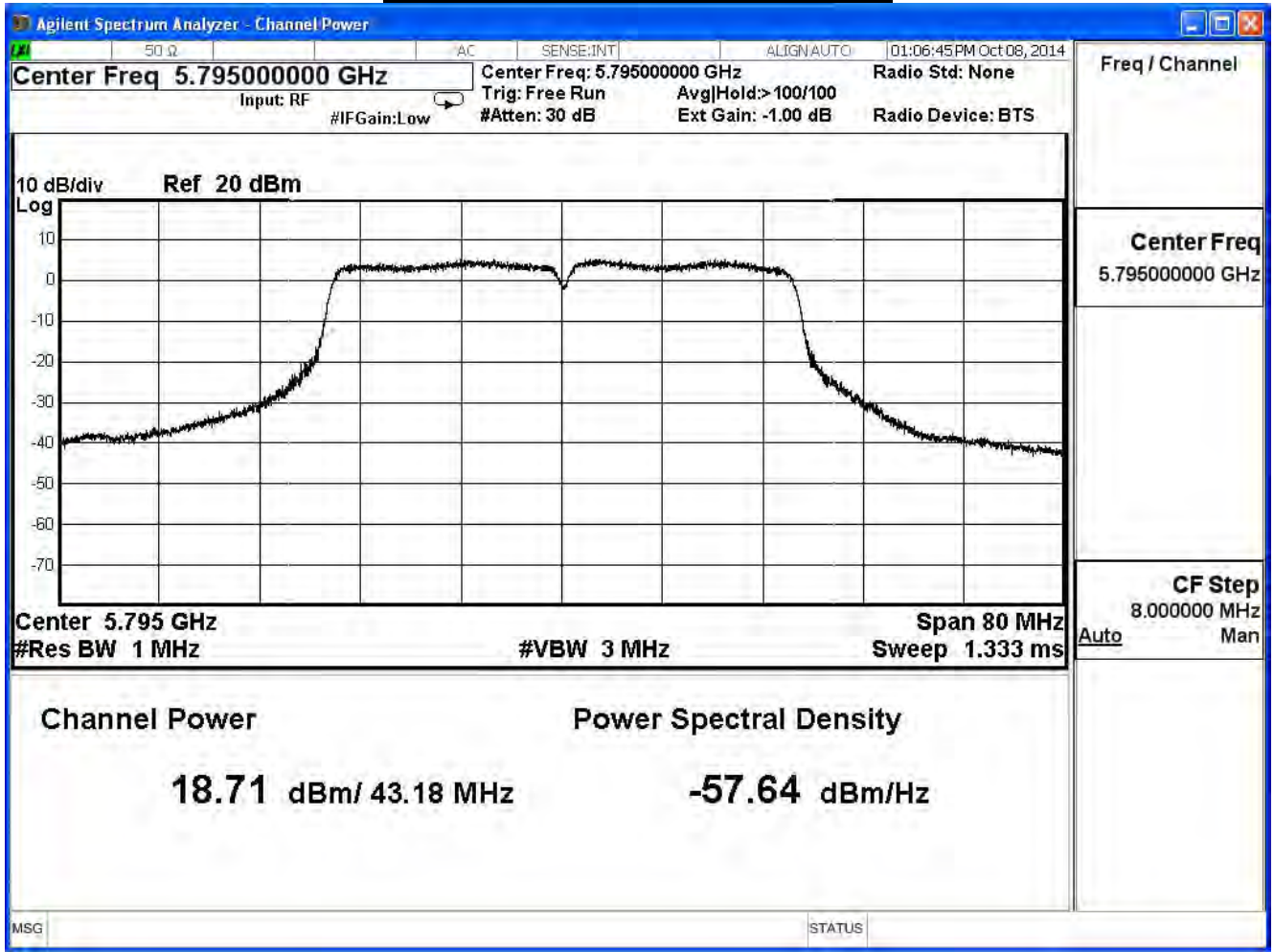
The worst emission of data rate is 13.5 Mbps.

| Peak Power Output (dBm) | | | | | | | | | | |
|-------------------------|-----------------|-----------|-------|-------|-------|-------|-------|-------|-------|----------------|
| MCS Index | | 0 | 1 | 2 | 3 | 4 | 5 | 6 | 7 | Required Limit |
| Channel No | Frequency (MHz) | Data Rate | | | | | | | | |
| | | 13.5 | 27 | 40.5 | 54 | 81 | 108 | 121.5 | 135 | |
| 151 | 5755 | 17.17 | 17.07 | 16.96 | 16.76 | 16.56 | 16.32 | 16.19 | 16.07 | 30dBm |
| 159 | 5795 | 18.71 | -- | -- | -- | -- | -- | -- | -- | 30dBm |

Peak transmit Power - Channel 151



Peak transmit Power - Channel 159



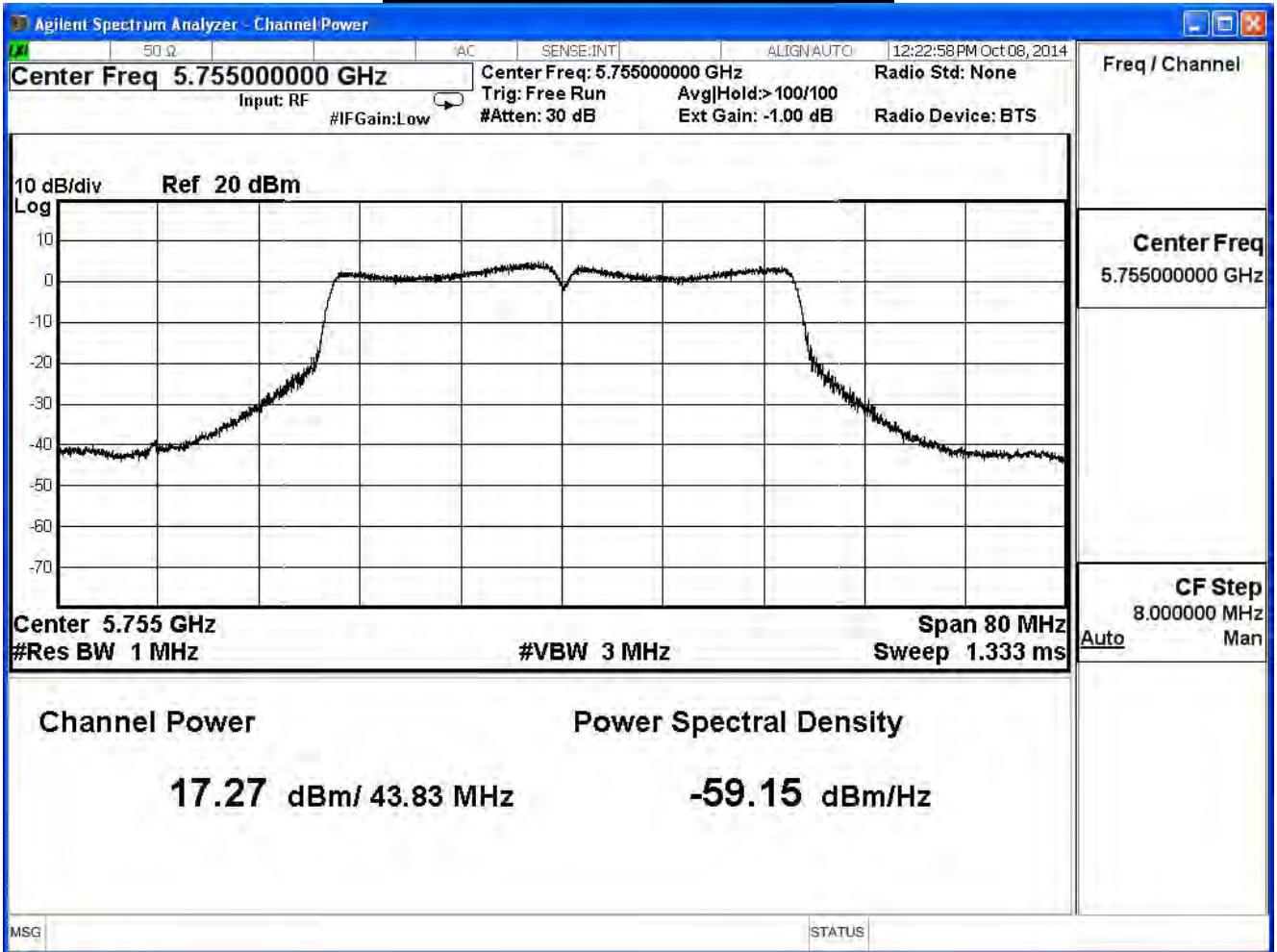
| | | | |
|--------------|-----------------------------|-----------|-----|
| Product | VDSL2 Security Firewall | | |
| Test Item | Peak Transmit Output | | |
| Test Mode | Mode 1: Transmit (CDD Mode) | | |
| Date of Test | 2014/10/21 | Test Site | SR7 |

| IEEE 802.11n(40MHz)_ANT 1 | | | | | |
|---------------------------|-----------------|----------------------|--------------------|----------------|--------|
| Channel No. | Frequency (MHz) | 26dB Bandwidth (MHz) | Output Power (dBm) | Required Limit | Result |
| 151 | 5755 | 43.83 | 17.270 | ≤30 | Pass |
| 159 | 5795 | 42.94 | 18.280 | ≤30 | Pass |

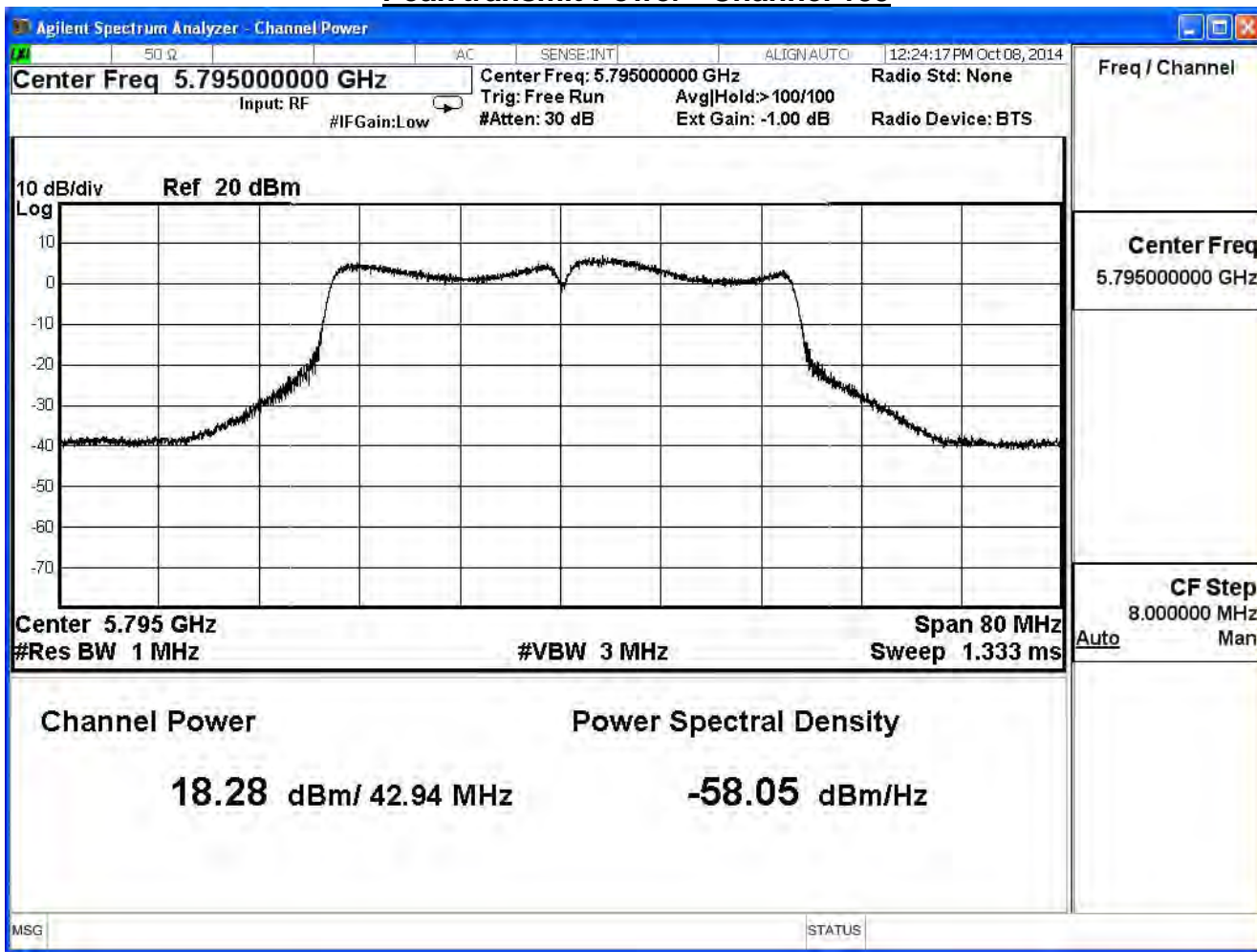
The worst emission of data rate is 13.5 Mbps.

| Peak Power Output (dBm) | | | | | | | | | | |
|-------------------------|-----------------|-----------|-------|-------|-------|-------|-------|-------|-------|----------------|
| MCS Index | | 0 | 1 | 2 | 3 | 4 | 5 | 6 | 7 | Required Limit |
| Channel No | Frequency (MHz) | Data Rate | | | | | | | | |
| | | 13.5 | 27 | 40.5 | 54 | 81 | 108 | 121.5 | 135 | |
| 151 | 5755 | 17.27 | 17.17 | 17.07 | 16.94 | 16.84 | 16.72 | 16.48 | 16.36 | 30dBm |
| 159 | 5795 | 18.28 | -- | -- | -- | -- | -- | -- | -- | 30dBm |

Peak transmit Power - Channel 151



Peak transmit Power - Channel 159



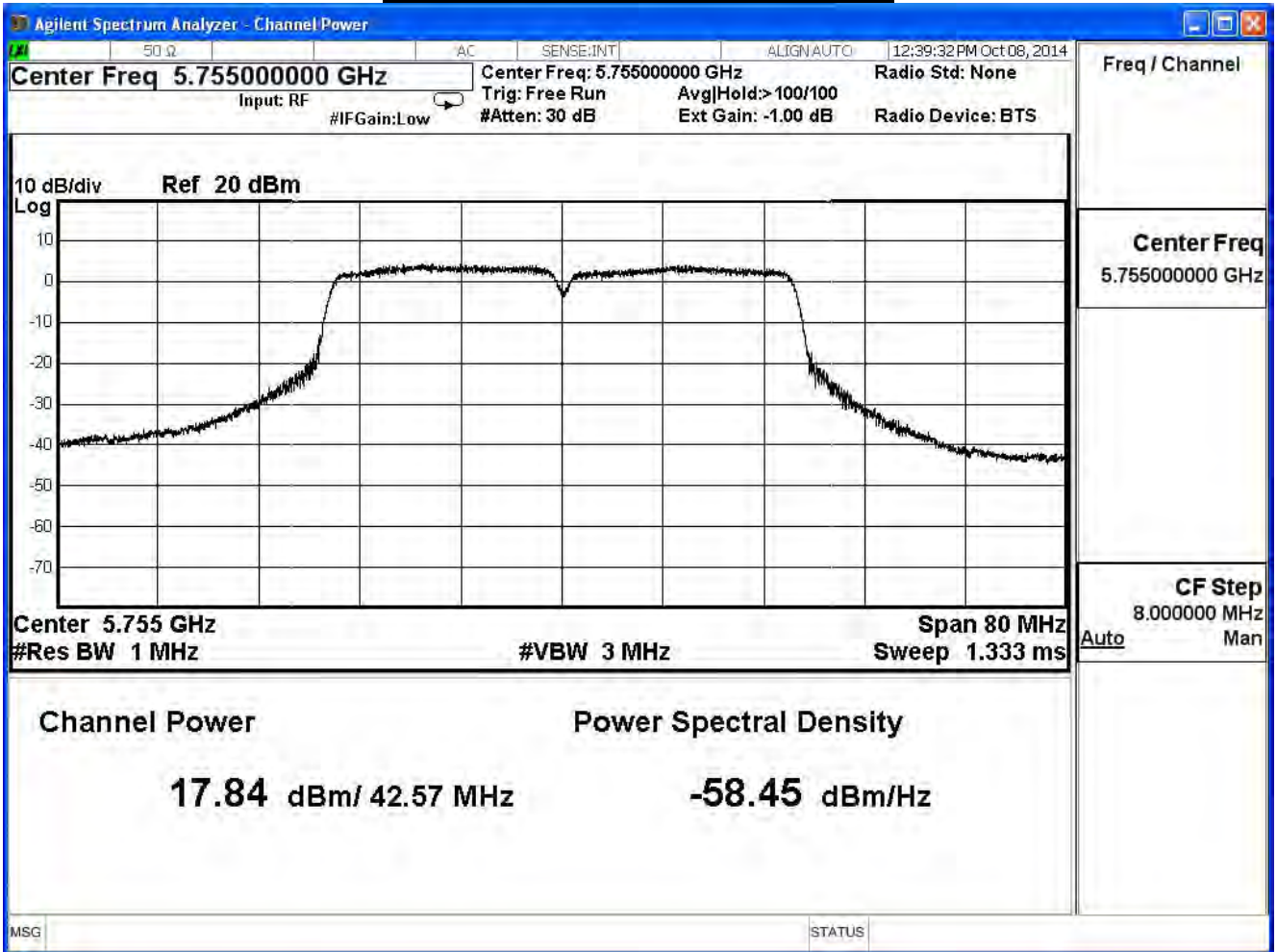
| | | | |
|--------------|-----------------------------|-----------|-----|
| Product | VDSL2 Security Firewall | | |
| Test Item | Peak Transmit Output | | |
| Test Mode | Mode 1: Transmit (CDD Mode) | | |
| Date of Test | 2014/10/21 | Test Site | SR7 |

| IEEE 802.11n(40MHz)_ANT 2 | | | | | |
|---------------------------|-----------------|----------------------|--------------------|----------------|--------|
| Channel No. | Frequency (MHz) | 26dB Bandwidth (MHz) | Output Power (dBm) | Required Limit | Result |
| 151 | 5755 | 42.57 | 17.840 | ≤30 | Pass |
| 159 | 5795 | 42.74 | 19.200 | ≤30 | Pass |

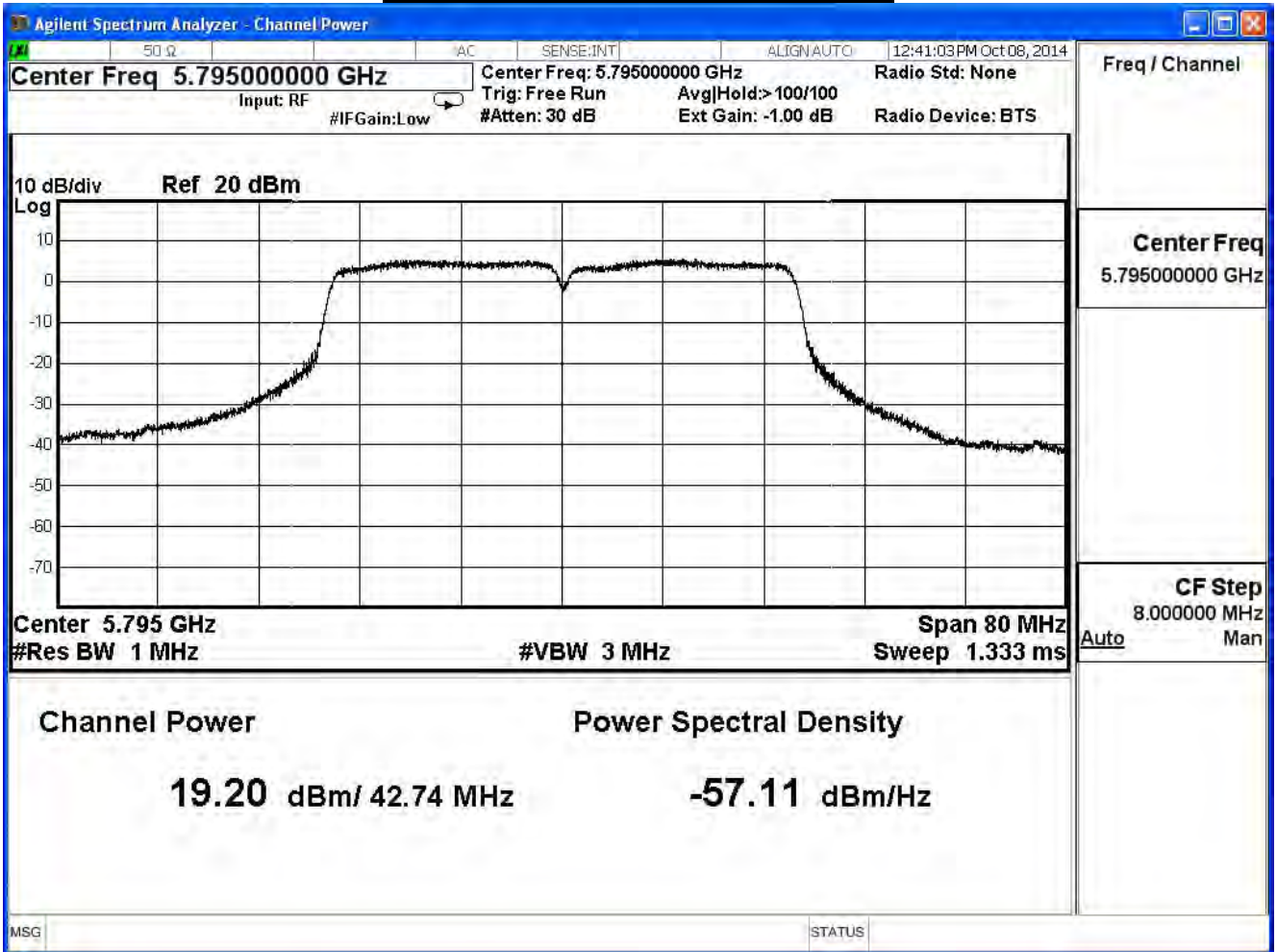
The worst emission of data rate is 13.5 Mbps.

| Peak Power Output (dBm) | | | | | | | | | | |
|-------------------------|-----------------|-----------|-------|-------|-------|-------|-------|-------|-------|----------------|
| MCS Index | | 0 | 1 | 2 | 3 | 4 | 5 | 6 | 7 | Required Limit |
| Channel No | Frequency (MHz) | Data Rate | | | | | | | | |
| | | 13.5 | 27 | 40.5 | 54 | 81 | 108 | 121.5 | 135 | |
| 151 | 5755 | 17.84 | 17.64 | 17.53 | 17.43 | 17.31 | 17.19 | 16.95 | 16.83 | 30dBm |
| 159 | 5795 | 19.20 | -- | -- | -- | -- | -- | -- | -- | 30dBm |

Peak transmit Power - Channel 151



Peak transmit Power - Channel 159



| | | | |
|--------------|-----------------------------|-----------|-----|
| Product | VDSL2 Security Firewall | | |
| Test Item | Peak Transmit Output | | |
| Test Mode | Mode 1: Transmit (CDD Mode) | | |
| Date of Test | 2014/10/21 | Test Site | SR7 |

| IEEE 802.11n(40MHz)_ANT 0+1+2 | | | | | |
|-------------------------------|-----------------|-------------------|--------------------|----------------|--------|
| Channel No. | Frequency (MHz) | Output Power (mW) | Output Power (dBm) | Required Limit | Result |
| 151 | 5755 | 166.2647 | 22.208 | ≤30 | Pass |
| 159 | 5795 | 224.7502 | 23.517 | ≤30 | Pass |

The worst emission of data rate is 13.5 Mbps.

| Peak Power Output (dBm) | | | | | | | | | | |
|-------------------------|-----------------|-----------|-------|-------|-------|-------|-------|-------|-------|----------------|
| MCS Index | | 0 | 1 | 2 | 3 | 4 | 5 | 6 | 7 | Required Limit |
| Channel No | Frequency (MHz) | Data Rate | | | | | | | | |
| | | 13.5 | 27 | 40.5 | 54 | 81 | 108 | 121.5 | 135 | |
| 151 | 5755 | 22.21 | 22.07 | 21.96 | 21.82 | 21.69 | 21.53 | 21.32 | 21.20 | 30dBm |
| 159 | 5795 | 23.52 | -- | -- | -- | -- | -- | -- | -- | 30dBm |

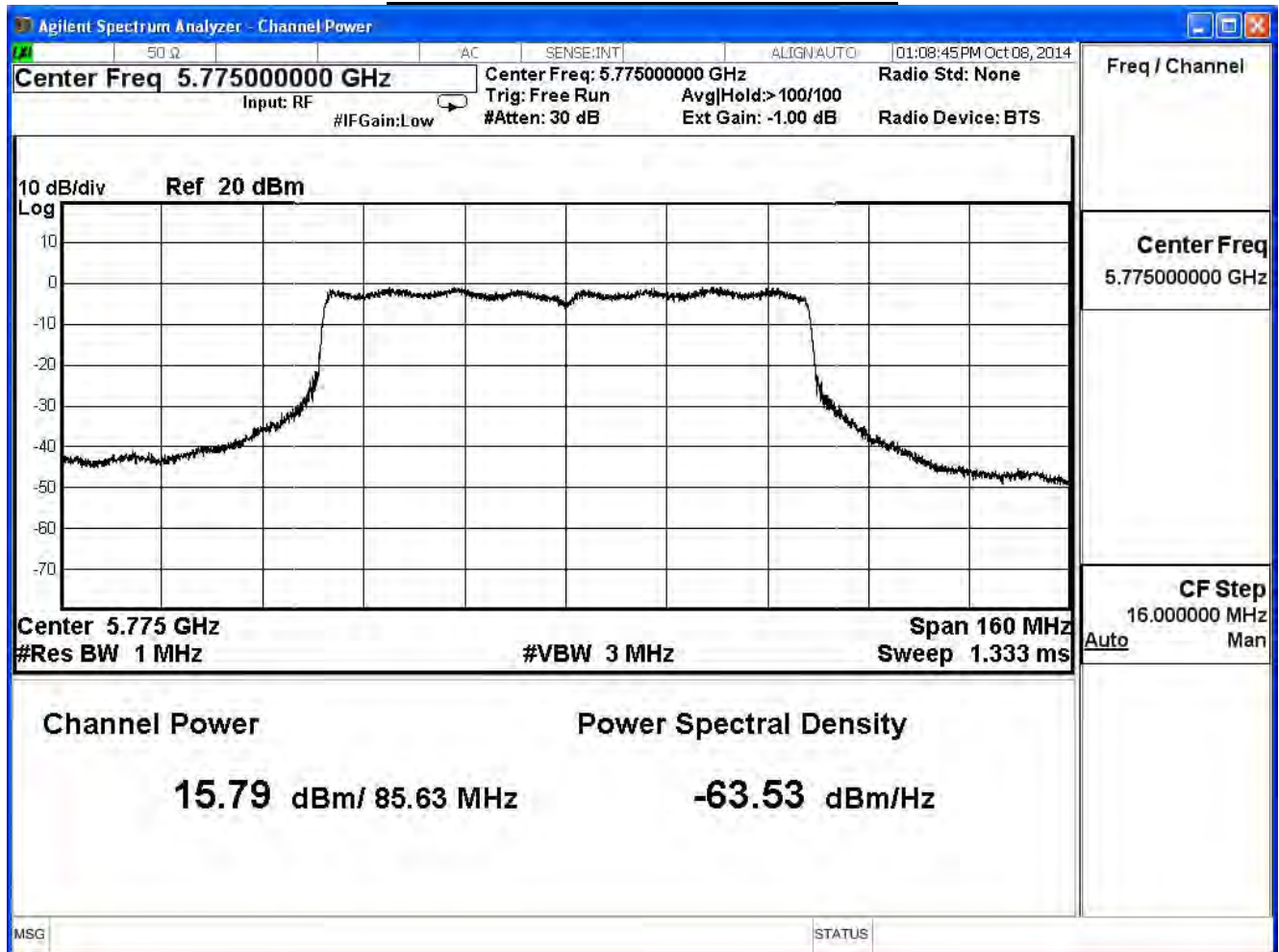
| | | | |
|--------------|-----------------------------|-----------|-----|
| Product | VDSL2 Security Firewall | | |
| Test Item | Peak Transmit Output | | |
| Test Mode | Mode 1: Transmit (CDD Mode) | | |
| Date of Test | 2014/10/21 | Test Site | SR7 |

| IEEE 802.11ac(80MHz)_ANT 0 | | | | | |
|----------------------------|-----------------|----------------------|--------------------|----------------|--------|
| Channel No. | Frequency (MHz) | 26dB Bandwidth (MHz) | Output Power (dBm) | Required Limit | Result |
| 155 | 5775 | 85.63 | 15.790 | ≤30 | Pass |

The worst emission of data rate is 29.3 Mbps.

| Peak Power Output (dBm) | | | | | | | | | | | | |
|-------------------------|-----------------|-----------|-------|-------|-------|-------|-------|-------|-------|-------|-------|----------------|
| MCS Index | | 0 | 1 | 2 | 3 | 4 | 5 | 6 | 7 | 8 | 9 | Required Limit |
| Channel No | Frequency (MHz) | Data Rate | | | | | | | | | | |
| | | 29.3 | 58.5 | 87.8 | 117 | 175.5 | 234 | 263.3 | 292.5 | 351 | 390 | |
| 155 | 5775 | 15.79 | 15.69 | 15.58 | 15.38 | 15.18 | 14.94 | 14.68 | 14.42 | 14.16 | 14.03 | 30dBm |

Peak transmit Power - Channel 155



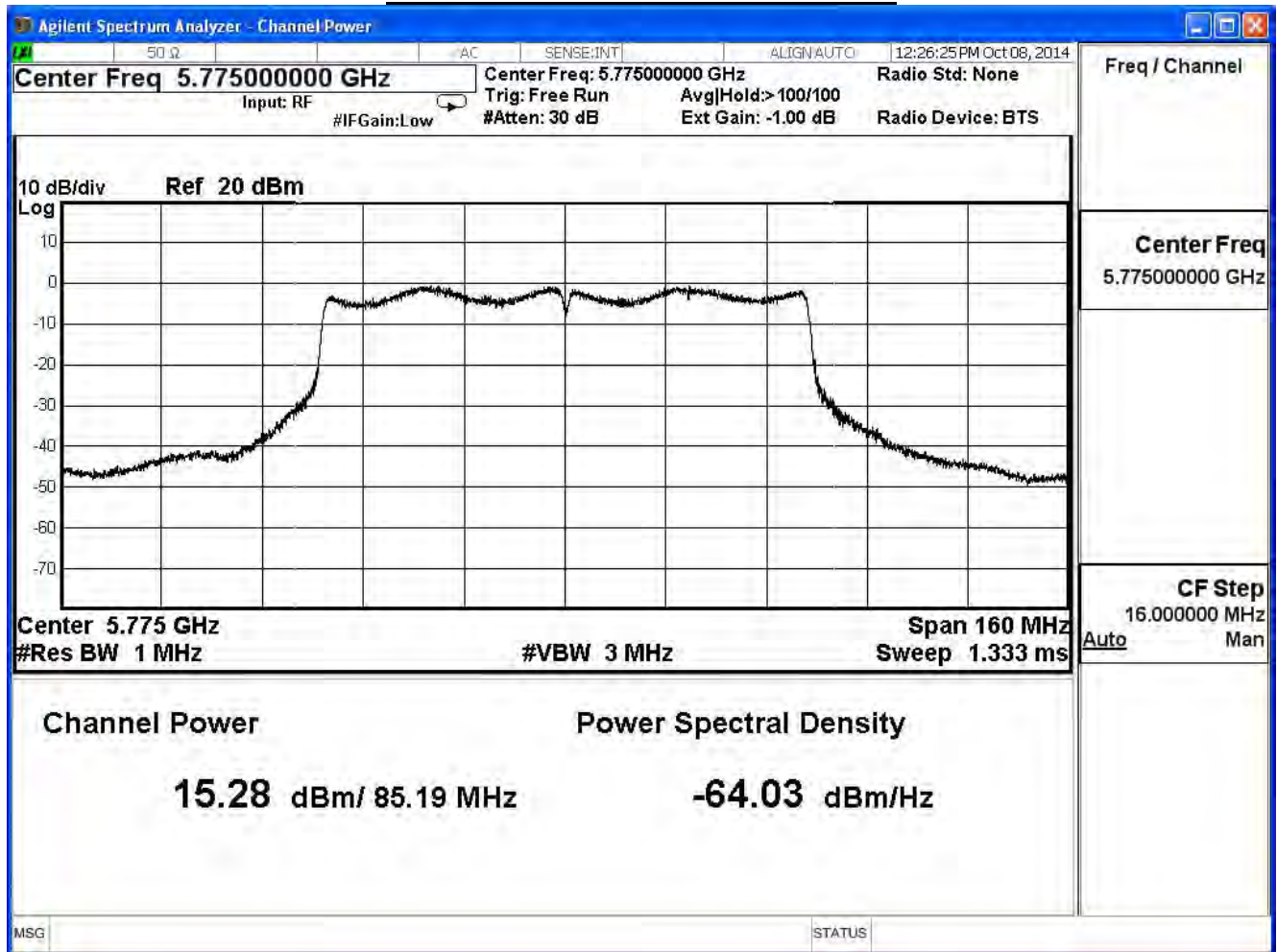
| | | | |
|--------------|-----------------------------|-----------|-----|
| Product | VDSL2 Security Firewall | | |
| Test Item | Peak Transmit Output | | |
| Test Mode | Mode 1: Transmit (CDD Mode) | | |
| Date of Test | 2014/10/21 | Test Site | SR7 |

| IEEE 802.11ac(80MHz)_ANT 1 | | | | | |
|----------------------------|-----------------|----------------------|--------------------|----------------|--------|
| Channel No. | Frequency (MHz) | 26dB Bandwidth (MHz) | Output Power (dBm) | Required Limit | Result |
| 155 | 5775 | 85.19 | 15.280 | ≤30 | Pass |

The worst emission of data rate is 29.3 Mbps.

| Peak Power Output (dBm) | | | | | | | | | | | | |
|-------------------------|-----------------|-----------|-------|-------|-------|-------|-------|-------|-------|-------|-------|----------------|
| MCS Index | | 0 | 1 | 2 | 3 | 4 | 5 | 6 | 7 | 8 | 9 | Required Limit |
| Channel No | Frequency (MHz) | Data Rate | | | | | | | | | | |
| | | 29.3 | 58.5 | 87.8 | 117 | 175.5 | 234 | 263.3 | 292.5 | 351 | 390 | |
| 155 | 5775 | 15.28 | 15.08 | 14.88 | 14.75 | 14.65 | 14.41 | 14.17 | 14.05 | 13.81 | 13.93 | 30dBm |

Peak transmit Power - Channel 155



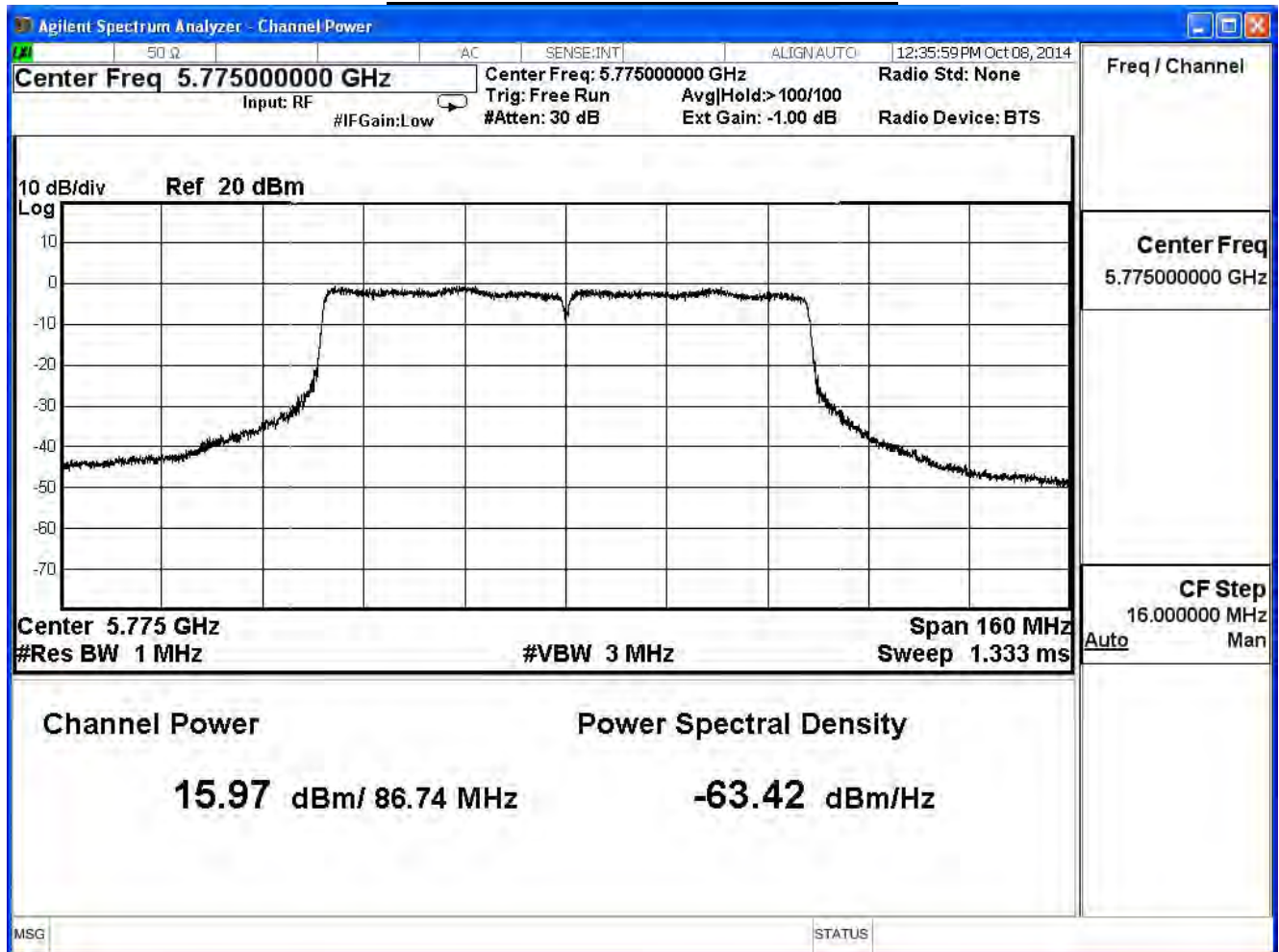
| | | | |
|--------------|-----------------------------|-----------|-----|
| Product | VDSL2 Security Firewall | | |
| Test Item | Peak Transmit Output | | |
| Test Mode | Mode 1: Transmit (CDD Mode) | | |
| Date of Test | 2014/10/21 | Test Site | SR7 |

| IEEE 802.11ac(80MHz)_ANT 2 | | | | | |
|----------------------------|-----------------|----------------------|--------------------|----------------|--------|
| Channel No. | Frequency (MHz) | 26dB Bandwidth (MHz) | Output Power (dBm) | Required Limit | Result |
| 155 | 5775 | 86.74 | 15.970 | ≤30 | Pass |

The worst emission of data rate is 29.3 Mbps.

| Peak Power Output (dBm) | | | | | | | | | | | | |
|-------------------------|-----------------|-----------|-------|-------|-------|-------|-------|-------|-------|-------|-------|----------------|
| MCS Index | | 0 | 1 | 2 | 3 | 4 | 5 | 6 | 7 | 8 | 9 | Required Limit |
| Channel No | Frequency (MHz) | Data Rate | | | | | | | | | | |
| 155 | 5775 | 29.3 | 58.5 | 87.8 | 117 | 175.5 | 234 | 263.3 | 292.5 | 351 | 390 | 30dBm |
| | | 15.97 | 15.87 | 15.76 | 15.66 | 15.54 | 15.42 | 15.18 | 15.06 | 14.94 | 14.70 | |

Peak transmit Power - Channel 155



| | | | |
|--------------|-----------------------------|-----------|-----|
| Product | VDSL2 Security Firewall | | |
| Test Item | Peak Transmit Output | | |
| Test Mode | Mode 1: Transmit (CDD Mode) | | |
| Date of Test | 2014/10/21 | Test Site | SR7 |

| IEEE 802.11ac(80MHz)_ANT 0+1+2 | | | | | |
|--------------------------------|-----------------|-------------------|--------------------|----------------|--------|
| Channel No. | Frequency (MHz) | Output Power (mW) | Output Power (dBm) | Required Limit | Result |
| 155 | 5775 | 111.1988 | 20.461 | ≤30 | Pass |

| Peak Power Output (dBm) | | | | | | | | | | | |
|-------------------------|-----------------|-----------|-------|-------|-------|-------|-------|-------|-------|-------|-------|
| MCS Index | | 0 | 1 | 2 | 3 | 4 | 5 | 6 | 7 | 8 | 9 |
| Channel No | Frequency (MHz) | Data Rate | | | | | | | | | |
| | | 29.3 | 58.5 | 87.8 | 117 | 175.5 | 234 | 263.3 | 292.5 | 351 | 390 |
| 155 | 5775 | 13.78 | 13.63 | 13.53 | 13.33 | 13.18 | 13.03 | 12.91 | 12.67 | 12.49 | 12.31 |

The worst emission of data rate is 29.3 Mbps.

| Peak Power Output (dBm) | | | | | | | | | | | | |
|-------------------------|-----------------|-----------|-------|-------|-------|-------|-------|-------|-------|-------|-------|----------------|
| MCS Index | | 0 | 1 | 2 | 3 | 4 | 5 | 6 | 7 | 8 | 9 | Required Limit |
| Channel No | Frequency (MHz) | Data Rate | | | | | | | | | | |
| | | 29.3 | 58.5 | 87.8 | 117 | 175.5 | 234 | 263.3 | 292.5 | 351 | 390 | |
| 155 | 5775 | 20.46 | 20.33 | 20.19 | 20.05 | 19.91 | 19.71 | 19.47 | 19.30 | 19.10 | 19.00 | 30dBm |