

## 2.8. Test Photo

Test Mode : Mode 1: Transmit (Internal Antenna, Adapter: SAG024F 3)

Description : Front View of Conducted Emission Test Setup



Test Mode : Mode 1: Transmit (Internal Antenna, Adapter: SAG024F 3)

Description : Back View of Conducted Emission Test Setup



Test Mode : Mode 2: Transmit (Internal Antenna, Adapter: CAP018121)  
 Description : Front View of Conducted Emission Test Setup




Test Mode : Mode 2: Transmit (Internal Antenna, Adapter: CAP018121)  
 Description : Back View of Conducted Emission Test Setup



#### 4.8. Test Photo


Test Mode : Mode 1: Transmit (Internal Antenna, Adapter: SAG024F 3)

Description : Front View of Radiated Emission Test Setup (Bilog)



Test Mode : Mode 1: Transmit (Internal Antenna, Adapter: SAG024F 3)


Description : Back View of Radiated Emission Test Setup (Bilog)






Test Mode : Mode 2: Transmit (Internal Antenna, Adapter: CAP018121)

Description : Front View of Radiated Emission Test Setup (Bilog)




Test Mode : Mode 2: Transmit (Internal Antenna, Adapter: CAP018121)

Description : Back View of Radiated Emission Test Setup (Bilog)




Test Mode : Mode 3: Transmit (External Antenna, Adapter: SAG024F 3)

Description : Front View of Radiated Emission Test Setup (Bilog)




Test Mode : Mode 3: Transmit (External Antenna, Adapter: SAG024F 3)


Description : Back View of Radiated Emission Test Setup (Bilog)



Test Mode : Mode 4: Transmit (External Antenna, Adapter: CAP018121)  
 Description : Front View of Radiated Emission Test Setup (Bilog)



Test Mode : Mode 4: Transmit (External Antenna, Adapter: CAP018121)  
 Description : Back View of Radiated Emission Test Setup (Bilog)







Test Mode : Mode 1: Transmit (Internal Antenna, Adapter: SAG024F 3)  
 Description : Front View of Radiated Emission Test Setup (Horn)



Test Mode : Mode 1: Transmit (Internal Antenna, Adapter: SAG024F 3)  
 Description : Back View of Radiated Emission Test Setup (Horn)



Test Mode : Mode 3: Transmit (External Antenna, Adapter: SAG024F 3)  
 Description : Front View of Radiated Emission Test Setup (Horn)



Test Mode : Mode 3: Transmit (External Antenna, Adapter: SAG024F 3)  
 Description : Back View of Radiated Emission Test Setup (Horn)

