



## APPENDIX I: PHOTOGRAPHS OF EMC TEST CONFIGURATION


### 1. Radiated Emission Measurement below 1GHz



### 2. Radiated Emission Measurement above 1GHz



### 3. Conducted emission at AC mains input/output port Measurement



### 4. Radiation Hazard Test

