
External Photos of EUT sample

Photo 1- Uncovered view of EUT




Photo 2- Front view of AC Power filter board




Photo 3 – Back view of AC Power filter board




Photo 4 –Front view of Main board




Photo 5 – Back view of main board




Photo 6 –view of magnetron

