

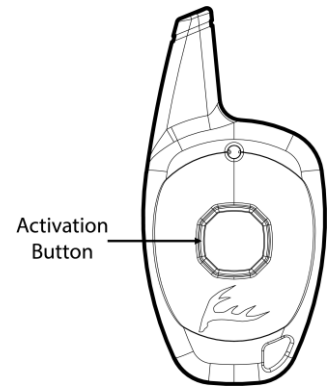
Remote Activator

Operation

Step 1: Connect Receiver to SunSlinger or XD-Pro kit as seen below.

Step 2: After receiver is connected, stand away from feeder and press activation button on Transmitter.

NOTE: Transmitter remote as a range of 300 ft.
(transmitter comes pre-installed with long-lasting battery)



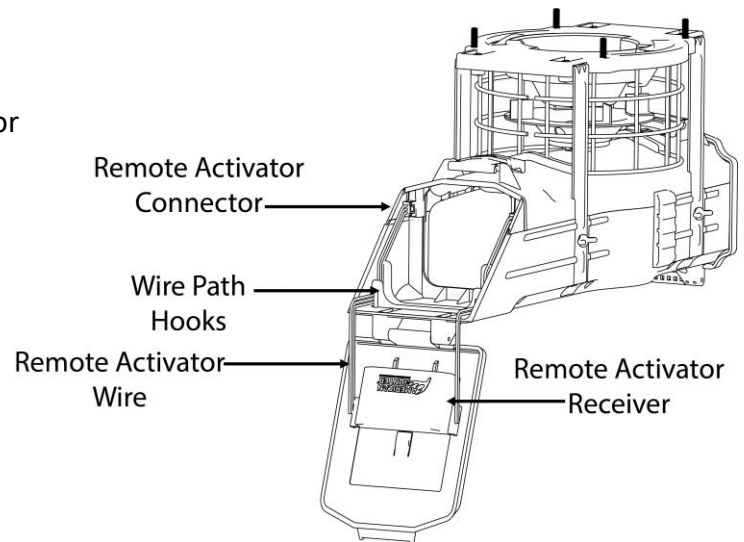
SunSlinger Kit

Step 1: Open solar panel compartment.

Step 2: Place receiver in designated slot on solar panel door as seen in fig. 1

Step 3: Run Remote Activator Wire through Wire Path Hooks to ensure wire is not damaged.

Step 4: Place Remote Activator Connector into matching connection on the body of SunSlinger Kit as seen in fig. 1.



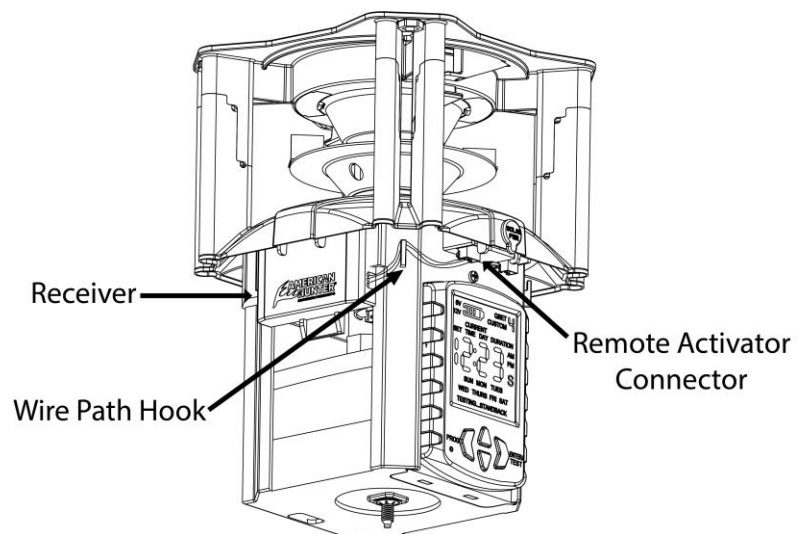
XD-Pro Kit

Step 1: Undo plastic nut on bottom of XD-Pro.

Step 2: Place receiver in designated slot on XD-Pro as seen in diagram.

Step 3: Run Remote Activator Wire through Wire Path as seen in diagram to ensure wire is not damaged.

Step 4: Place Remote Activator Connector into matching connection on the body of XD-Pro Kit.



Remote Activator
AH - 190506
FCC ID: VEPGL-AHACTIVATOR
IC: 11708A-AHACTIVATOR
Input: 6V/ Output: 3.3V



FCC Statement

This device complies with part 15 of the FCC rules. Operation is subject to the following two conditions: (1) this device may not cause harmful interference, and (2) this device must accept any interference received, including interference that may cause undesired operation.

Changes or modifications not expressly approved by the party responsible for compliance could void the user's authority to operate the equipment.

NOTE: This equipment has been tested and found to comply with the limits for a Class B digital device, pursuant to part 15 of the FCC Rules. These limits are designed to provide reasonable protection against harmful interference in a residential installation. This equipment generates uses and can radiate radio frequency energy and, if not installed and used in accordance with the instructions, may cause harmful interference to radio communications. However, there is no guarantee that interference will not occur in a particular installation. If this equipment does cause harmful interference to radio or television reception, which can be determined by turning the equipment off and on, the user is encouraged to try to correct the interference by one or more of the following measures:

- Reorient or relocate the receiving antenna.
- Increase the separation between the equipment and receiver.
- Connect the equipment into an outlet on a circuit different from that to which the receiver is connected.

-Consult the dealer or an experienced radio/TV technician for help important announcement

ISED Statement

This device complies with license-exempt transmitter(s)/receiver(s) that comply with Innovation, Science and Economic Development Canada's licence-exempt RSS standard(s). Operation is subject to the following two conditions: (1) This device may not cause interference, and (2) This device must accept any interference, including interference that may cause undesired operation of the device. The digital apparatus complies with Canadian CAN ICES-3 (B)/NMB-3(B).

L'émetteur/récepteur exempt de licence contenu dans le présent appareil est conforme aux CNR d'Innovation, Sciences et Développement économique Canada applicables aux appareils radio exempts de licence. L'exploitation est autorisée aux deux conditions suivantes: (1) l'appareil ne doit pas produire de brouillage, et (2) l'utilisateur de l'appareil doit accepter tout brouillage radioélectrique subi, même si le brouillage est susceptible d'en compromettre le fonctionnement.

LIMITED WARRANTY GSM Outdoors warrants this product to the original purchaser to be free from defects in materials and workmanship, under normal use and conditions for a period of One Year from the date of the original purchase. Under this warranty, this unit will be replaced or repaired at our option, without charge for parts or labor, excluding batteries, for this period

This warranty is void if any of the following occur: 1. The warranty card was not sent in at the time or purchase 2. The unit is not owned by the original purchaser at the time of the warranty claim 3. The unit has been tampered with, opened or punctured 4. The unit has been physically abused

This shall be the exclusive written warranty of the original purchaser and neither this warranty or any other warranty, expressed or implied, shall extend beyond the 12-month period listed above. In no event shall HME's be liable for consequential damages, consequential property damage, or consequential personal injury. (Some states do not allow limitations on implied warranties or exclusions of consequential damages, so that these restrictions may not apply to you). This warranty gives you specific legal rights, and you may have other rights, which vary from state to state.

TOLL-FREE CUSTOMER SUPPORT (877) 269-8490

Contact Us

Phone: 1.877.269.8490

Website: www.gsmoutdoors.com

GSM, LLC

P.O. Box 535189

Grand Prairie, TX 75053-9504