



FRONT VIEW

MOJIX, INC.
TURBO ANTENNA
MODEL: TMA-2000
FCC SUBPART B AND C – RADIATED EMISSIONS – BELOW 1 GHz



REAR VIEW

MOJIX, INC.
TURBO ANTENNA
MODEL: TMA-2000
FCC SUBPART B AND C – RADIATED EMISSIONS – BELOW 1 GHz




FRONT VIEW

MOJIX, INC.
TURBO ANTENNA
MODEL: TMA-2000

FCC SUBPART B AND C – RADIATED EMISSIONS – ABOVE 1 GHz

**PHOTOGRAPH SHOWING THE EUT CONFIGURATION
FOR MAXIMUM EMISSIONS**




REAR VIEW

MOJIX, INC.
TURBO ANTENNA
MODEL: TMA-2000

FCC SUBPART B AND C – RADIATED EMISSIONS – ABOVE 1 GHz

**PHOTOGRAPH SHOWING THE EUT CONFIGURATION
FOR MAXIMUM EMISSIONS**



FRONT VIEW

MOJIX, INC.
TURBO ANTENNA
MODEL: TMA-2000

FCC SUBPART B AND C – CONDUCTED EMISSIONS

**PHOTOGRAPH SHOWING THE EUT CONFIGURATION
FOR MAXIMUM EMISSIONS**



REAR VIEW

MOJIX, INC.
TURBO ANTENNA
MODEL: TMA-2000

FCC SUBPART B AND C – CONDUCTED EMISSIONS

**PHOTOGRAPH SHOWING THE EUT CONFIGURATION
FOR MAXIMUM EMISSIONS**