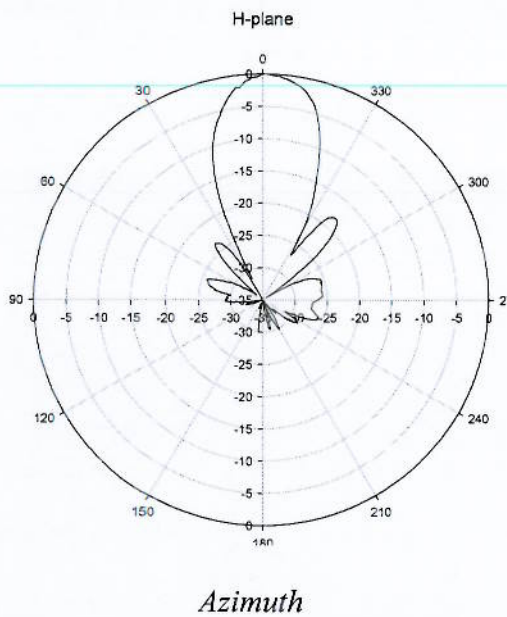


### Antenna Beam Pattern for DF300-0

The module to be mounted with the antenna patches facing to the desired detection zone. The user may vary the orientation of the module to get the best coverage. The radiation patterns of the antenna and their 3dB beamwidth are shown in below diagram. The Antenna Gain is 19dBi.



ST Electronics (Satcom & Sensor Systems) Pte Ltd  
 (Regn No. : 199103901W)  
**PROPRIETARY INFORMATION**

The information contained herein is the property of ST Electronics (Satcom & Sensor Systems) Pte Ltd and may not be copied, used or disclosed in whole or in part to any third party except with written approval of ST Electronics (Satcom & Sensor Systems) Pte Ltd.

**CONFIDENTIAL**

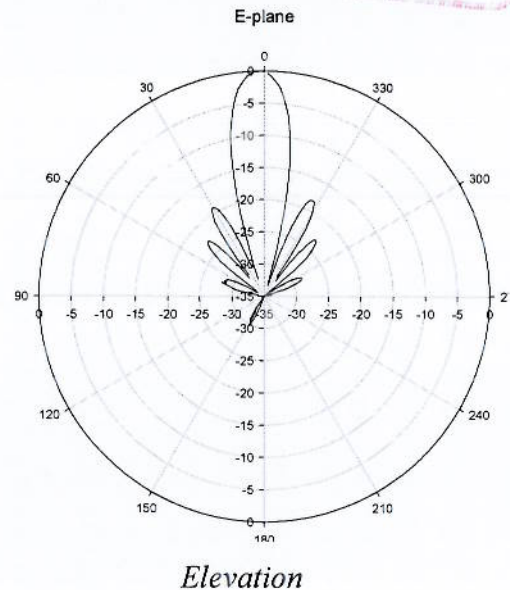
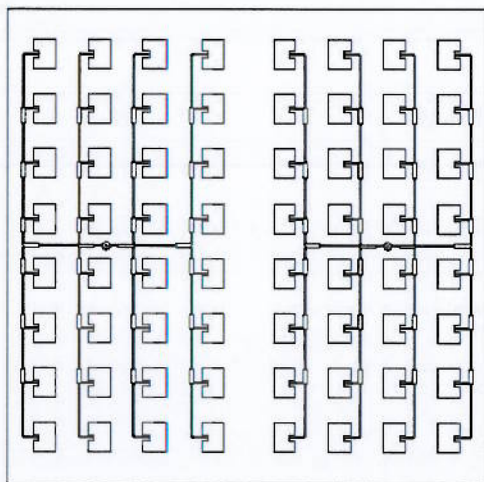


Figure 1: Beam pattern of DF300-0