

Annex A



This test report annex is electronically signed and valid without handwritten signature. For verification of the electronic signatures, the public keys can be requested at the testing laboratory.

Test report annex authorized:

Mihail Dorongovskij
Testing Manager
Radio Communications & EMC

External photos of the EUT

Photo 1: EUT front side view



Photo 2: EUT bottom side view



Photo 3: EUT back side view




Photo 4: EUT right side view



Photo 5: EUT left side view



Photo 6: EUT top side view



Photo 7: Black print antenna



Photo 8: Black print antenna




Photo 9: Spoiler antenna



Photo 10: Spoiler antenna




Photo 11: Dipole antenna



Photo 12: Roof antenna top side view



Photo 13: Roof antenna right side view



Photo 14: Roof antenna bottom side view



A close-up photograph showing a hand holding a disassembled mechanical component, likely a keyboard switch. The component consists of a clear plastic upper housing and a metal lower housing. The metal housing has two pins protruding from the bottom, one green and one blue. The background is a light-colored surface with a grid pattern.

Photo 17: Roof antenna back side view



Document history

Version	Applied changes	Date of release
	Initial release	2017-09-12