

Annex D



This test report annex is electronically signed and valid without handwritten signature. For verification of the electronic signatures, the public keys can be requested at the testing laboratory.

Test report annex authorized:

Mihail Dorongovskij
Lab Manager
Radio Communications & EMC

EUT Test setup photos

Photo 1: EUT at the anechoic chamber with dipole antenna




Photo 2: EUT at the anechoic chamber with dipole antenna




Photo 3: EUT at the anechoic chamber with dipole antenna



Photo 4: EUT at the anechoic chamber with dipole antenna




Photo 5: EUT at the anechoic chamber with dipole antenna



Photo 6: EUT at the anechoic chamber with dipole antenna




Photo 7: EUT at the anechoic chamber with roof antenna




Photo 8: EUT at the anechoic chamber with roof antenna




Photo 9: EUT at the anechoic chamber with roof antenna




Photo 10: EUT at the anechoic chamber with roof antenna




Photo 11: EUT at the anechoic chamber with roof antenna




Photo 12: EUT at the anechoic chamber with roof antenna




Photo 13: EUT at the anechoic chamber with spoiler antenna




Photo 14: EUT at the anechoic chamber with spoiler antenna




Photo 15: EUT at the anechoic chamber with spoiler antenna



Photo 16: EUT at the anechoic chamber with spoiler antenna




Photo 17: EUT at the anechoic chamber with spoiler antenna




Photo 18: EUT at the anechoic chamber with spoiler antenna



Photo 19: EUT at the anechoic chamber with black print antenna




Photo 20: EUT at the anechoic chamber with black print antenna




Photo 21: EUT at the anechoic chamber with black print antenna




Photo 22: EUT at the anechoic chamber with black print antenna




Photo 23: EUT at the anechoic chamber with black print antenna




Photo 24: EUT at the anechoic chamber with black print antenna




Photo 25: EUT at the semi-anechoic chamber with roof antenna




Photo 26: EUT at the semi-anechoic chamber with spoiler antenna




Photo 27: EUT at the semi-anechoic chamber with black print antenna



Photo 28: EUT at the semi-anechoic chamber with dipole antenna



Document history

Version	Applied changes	Date of release
	Initial release	2018-05-29