





TEST SETUP PHOTOS	
Company Name	Generac
Model #	0H7699
FCC ID #	VDE-0H7699
IC #	8036A-0H7699




DIPOLE ANTENNA PHOTOS

Setup for the Radiated Emissions Test





TEST SETUP PHOTOS

Company Name	Generac
Model #	0H7699
FCC ID #	VDE-0H7699
IC #	8036A-0H7699




TEST SETUP PHOTOS

Company Name	Generac
Model #	0H7699
FCC ID #	VDE-0H7699
IC #	8036A-0H7699




<u>TEST SETUP PHOTOS</u>	
Company Name	Generac
Model #	0H7699
FCC ID #	VDE-0H7699
IC #	8036A-0H7699





Wire Antenna Photos

Setup for the Radiated Emissions Test




TEST SETUP PHOTOS	
Company Name	Generac
Model #	0H7699
FCC ID #	VDE-0H7699
IC #	8036A-0H7699





TEST SETUP PHOTOS

Company Name	Generac
Model #	0H7699
FCC ID #	VDE-0H7699
IC #	8036A-0H7699



u ted Emissions Test





Test Setup Photos Conducted Emissions Test

