


8. SETUP PHOTOS

RADIATED EMISSION (0.15-30 MHz)



RADIATED EMISSION (0.15-30 MHz) – X ORIENTATION




RADIATED EMISSION (0.15-30 MHz) – Y ORIENTATION




RADIATED EMISSION (0.15-30 MHz) - Y ORIENTATION
BACK



RADIATED EMISSION (0.15-30 MHz) – Z ORIENTATION

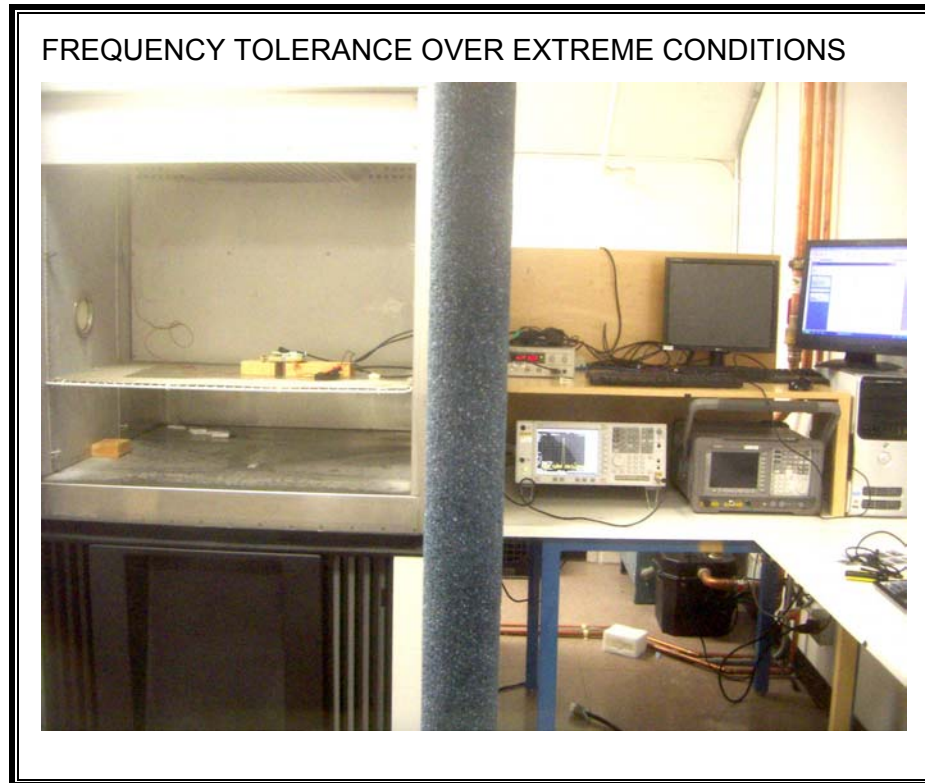



RADIATED EMISSION (30-1000 MHz) – Y ORIENTATION



RADIATED EMISSION (30-1000 MHz) – Y ORIENTATION
BACK







END OF REPORT