

APPENDIX 3: Photographs of test setup

Radiated emission




Photo 1



Photo 2

Radiated emission




Photo 1






Photo 2

Worst Case Position
(Z-axis)


X-axis



Y-axis




Z-axis




With/Without MIFARE Card

with MIFARE Card



without MIFARE Card



MIFARE Card



End of Report