



FCC ID:
VBNFZHN-01

Test Report No:
D547351042

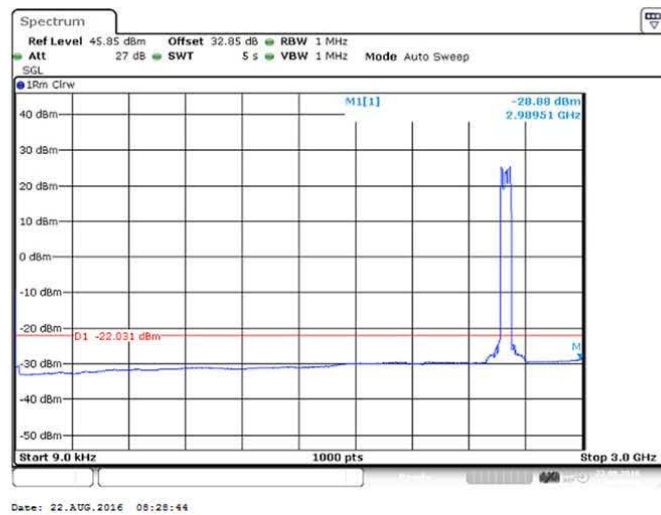


Figure 241 Spurious Emissions (9kHz – 3GHz) – QPSK (2573/ 2593/ 2613 MHz) (3 X 20 MHz Channel BW)

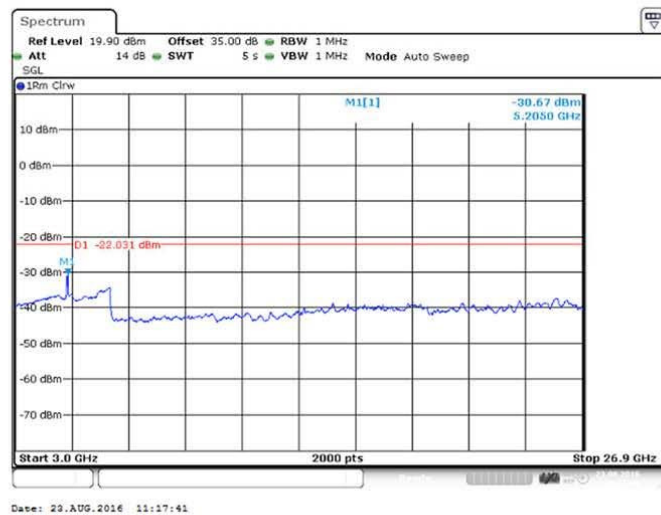


Figure 242 Spurious Emissions (3GHz – 26.900GHz) – QPSK (2573.0/2593/2613.0 MHz) (3 X 20 MHz Channel BW)



Product Service

FCC ID:
VBNFZHN-01

Test Report No:
D547351042

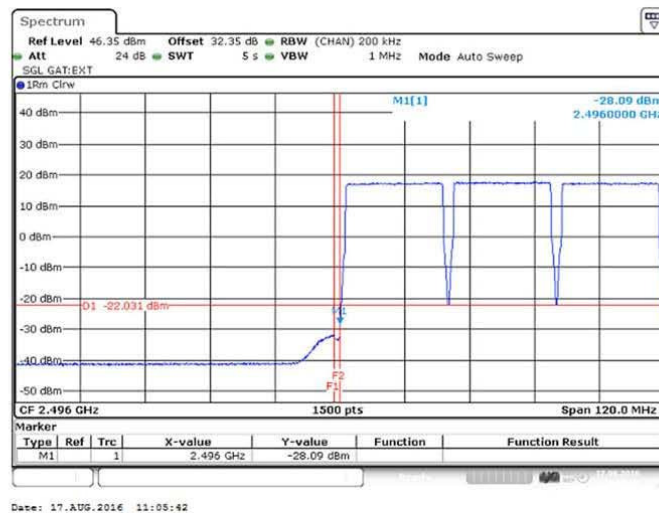


Figure 243 Spurious Emissions (Lower Band Edge) – 64QAM (2506/ 2526/ 2546 MHz) (3 X 20 MHz Channel BW)

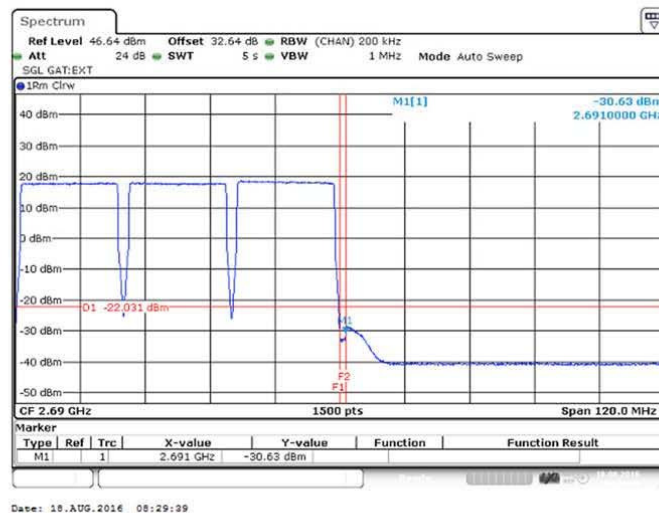


Figure 244 Spurious Emissions (Upper Band Edge) – 64QAM (2640/ 2660/ 2680 MHz) (3 X 20 MHz Channel BW)



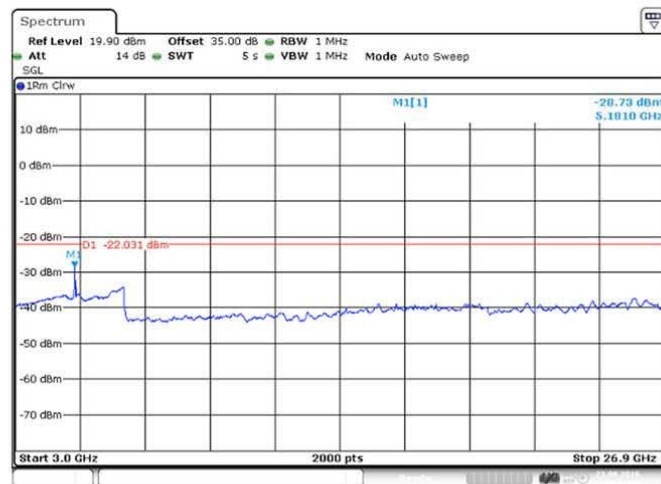
FCC ID:
VBNFZHN-01

Test Report No:
D547351042



Date: 22.AUG.2016 08:04:00

Figure 245 Spurious Emissions (9kHz – 3GHz) – 64QAM (2573/ 2593/ 2613 MHz) (3 X 20 MHz Channel BW)



Date: 22.AUG.2016 11:23:12

Figure 246 Spurious Emissions (3GHz – 26.900GHz) – 64QAM (2573/ 2593/ 2613 MHz) (3 X 20 MHz Channel BW)



FCC ID:
VBNFZH-01

Test Report No:
D547351042

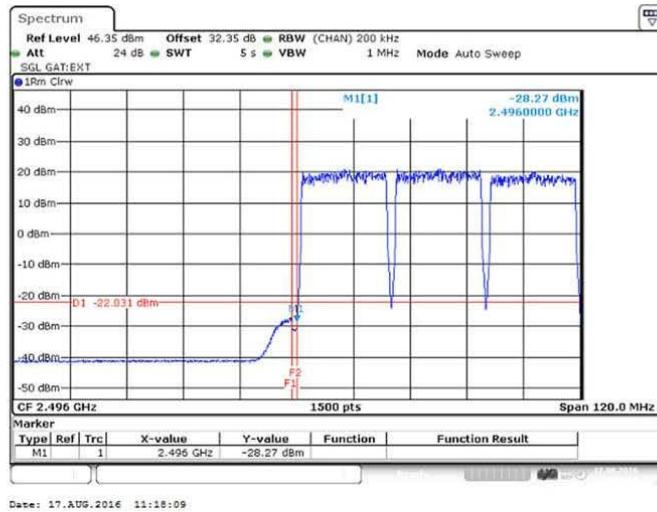


Figure 247 Spurious Emissions (Lower Band Edge) – 16QAM (2506/ 2526/ 2546 MHz) 3 X 20 MHz Channel BW)

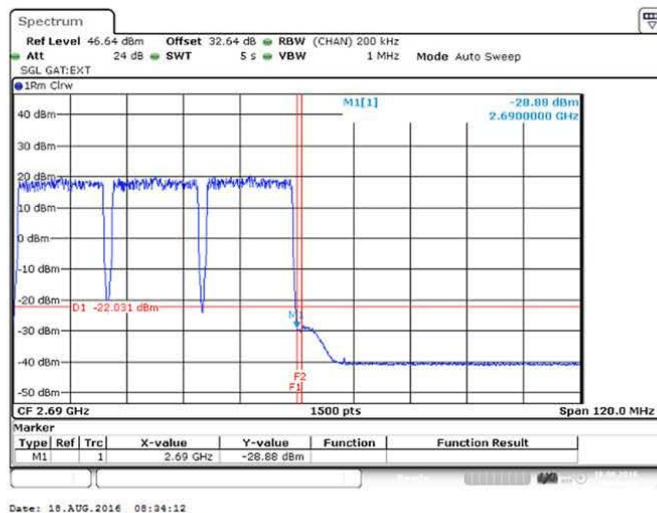


Figure 248 Spurious Emissions (Upper Band Edge) – 16QAM (2640/ 2660/ 2680 MHz) (3 X 20 MHz Channel BW)



FCC ID:
VBNFZHN-01

Test Report No:
D547351042

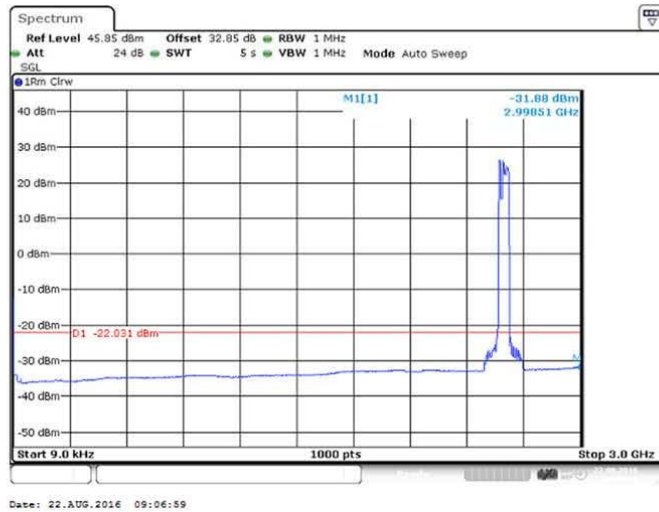


Figure 249 Spurious Emissions (9kHz – 3GHz) – 16QAM (2573/ 2593/ 2613 MHz) (3 X 20 MHz Channel BW)

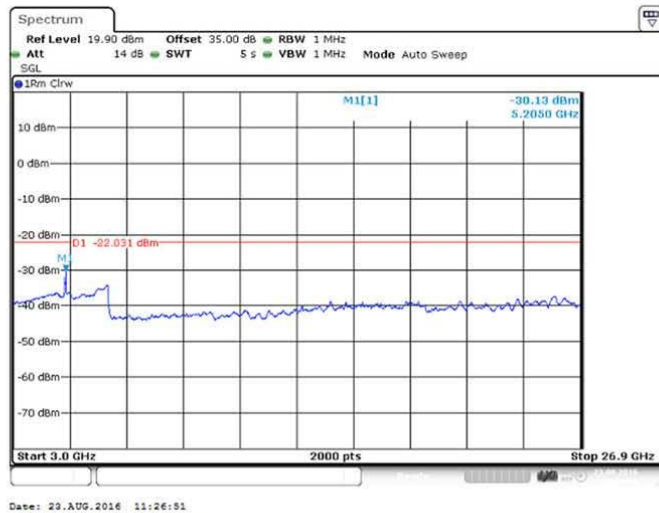


Figure 250 Spurious Emissions (3GHz – 26.900GHz) – 16QAM (2573/ 2593/ 2613 MHz) (3 X 20 MHz Channel BW)



FCC ID:
VBNFZHN-01

Test Report No:
D547351042

Configuration C Antenna 8:

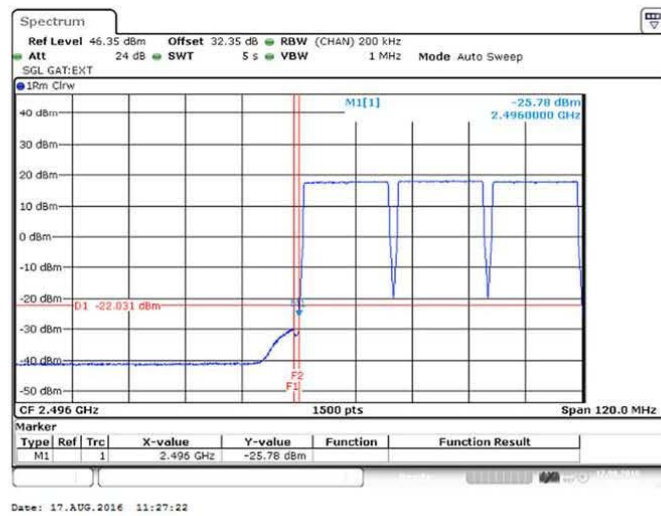


Figure 251 Spurious Emissions (Lower Band Edge) – QPSK (2506/ 2526/ 2546 MHz) (3 X 20 MHz Channel BW)

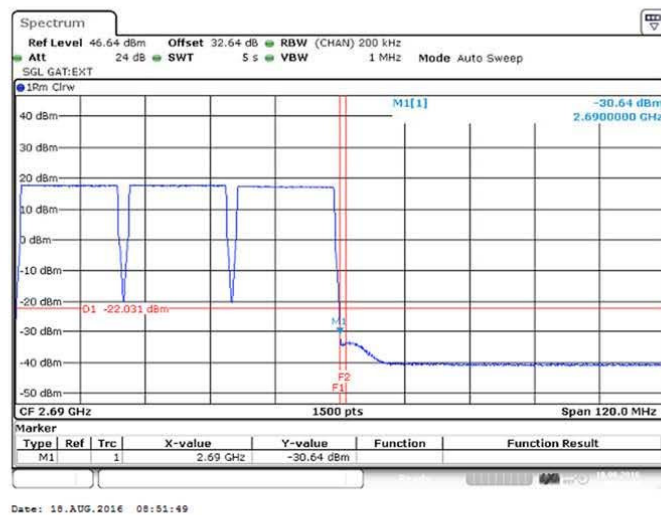


Figure 252 Spurious Emissions (Upper Band Edge) – QPSK (2640/ 2660/ 2680 MHz) (3 X 20 MHz Channel BW)



FCC ID:
VBNFZHN-01

Test Report No:
D547351042



Figure 253 Spurious Emissions (9kHz – 3GHz) – QPSK (2573/ 2593/ 2613 MHz) (3 X 20 MHz Channel BW)

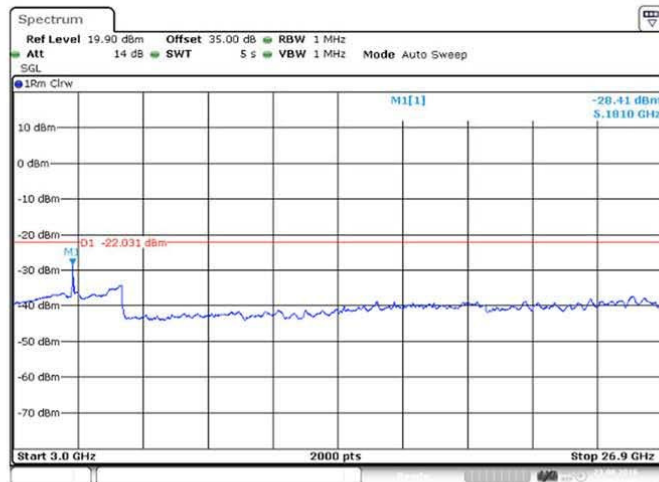


Figure 254 Spurious Emissions (3GHz – 26.900GHz) – QPSK (2573.0/2593/2613.0 MHz) (3 X 20 MHz Channel BW)



FCC ID:
VBNFZH-01

Test Report No:
D547351042

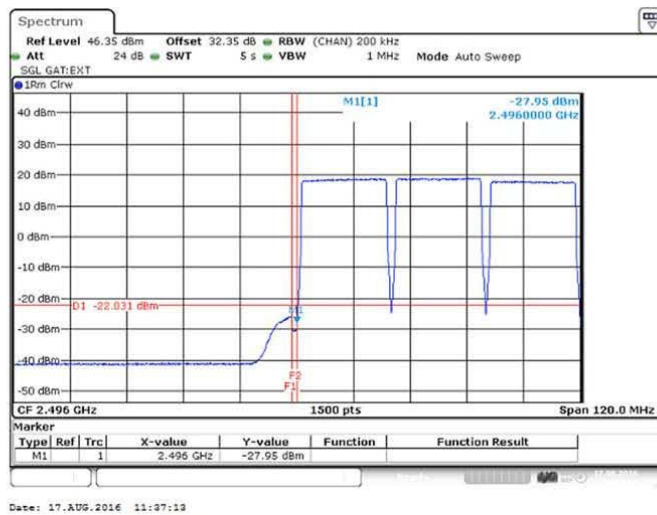


Figure 255 Spurious Emissions (Lower Band Edge) – 64QAM (2506/ 2526/ 2546 MHz) (3 X 20 MHz Channel BW)

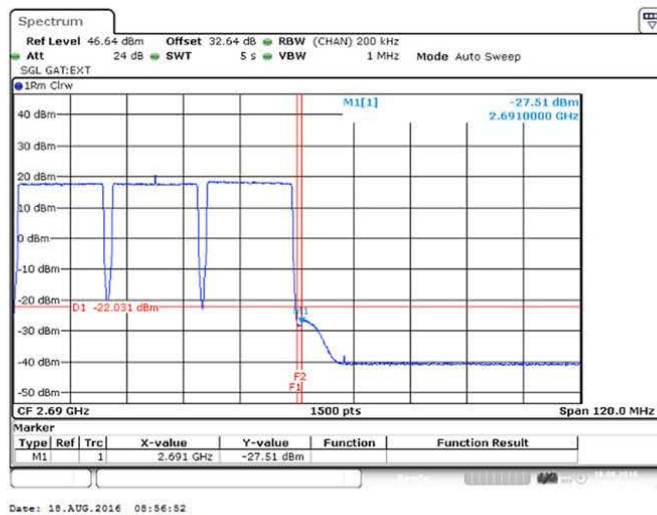


Figure 256 Spurious Emissions (Upper Band Edge) – 64QAM (2640/ 2660/ 2680 MHz) (3 X 20 MHz Channel BW)



FCC ID:
VBNFZHN-01

Test Report No:
D547351042



Figure 257 Spurious Emissions (9kHz – 3GHz) – 64QAM (2573/ 2593/ 2613 MHz) (3 X 20 MHz Channel BW)

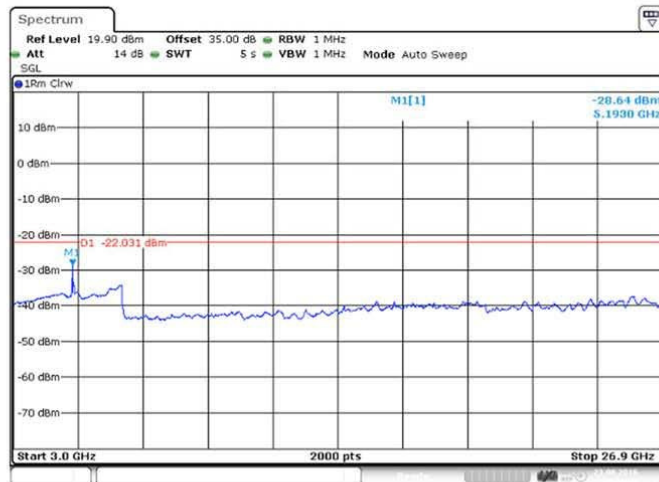


Figure 258 Spurious Emissions (3GHz – 26.900GHz) – 64QAM (2573/ 2593/ 2613 MHz) (3 X 20 MHz Channel BW)



FCC ID:
VBNFZH-01

Test Report No:
D547351042

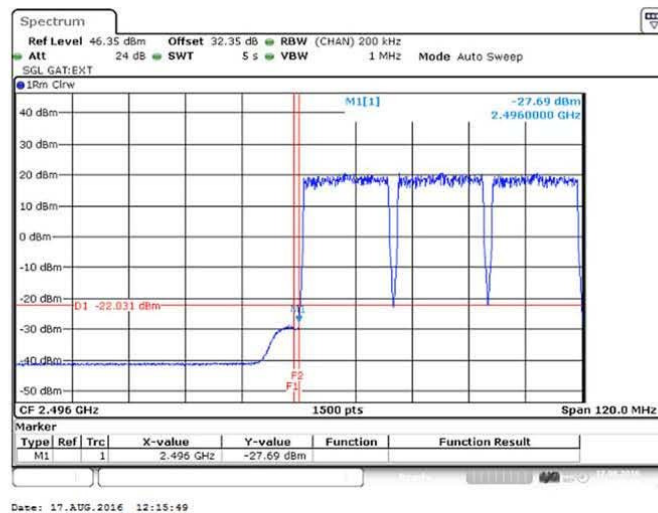


Figure 259 Spurious Emissions (Lower Band Edge) – 16QAM (2506/ 2526/ 2546 MHz) 3 X 20 MHz Channel BW)

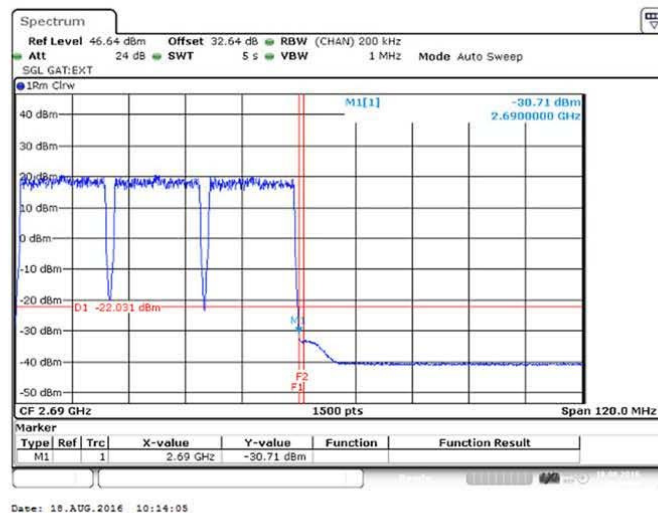


Figure 260 Spurious Emissions (Upper Band Edge) – 16QAM (2640/ 2660/ 2680 MHz) (3 X 20 MHz Channel BW)



FCC ID:
VBNFZHN-01

Test Report No:
D547351042

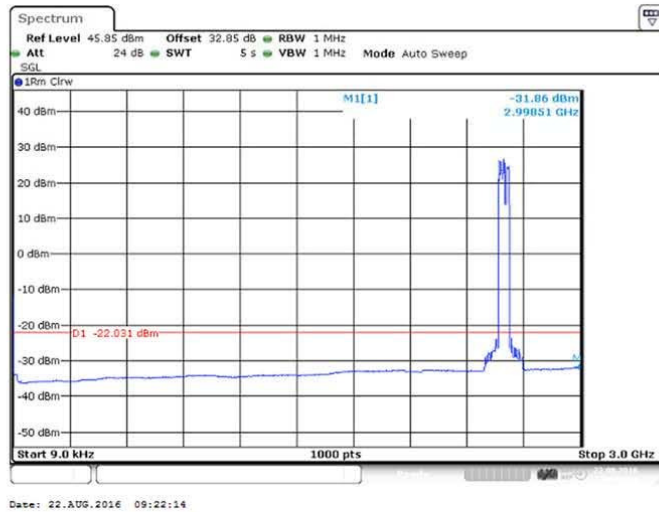


Figure 261 Spurious Emissions (9kHz – 3GHz) – 16QAM (2573/ 2593/ 2613 MHz) (3 X 20 MHz Channel BW)

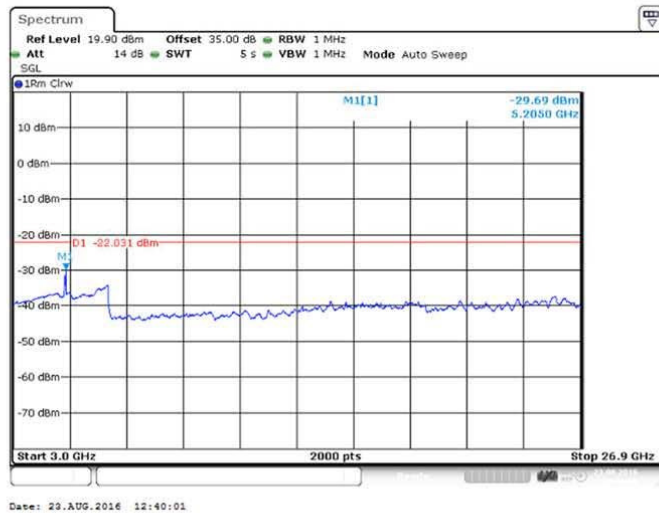


Figure 262 Spurious Emissions (3GHz – 26.900GHz) – 16QAM (2573/ 2593/ 2613 MHz) (3 X 20 MHz Channel BW)



FCC ID:
VBNFZHN-01

Test Report No:
D547351042

5.2.4 Test No. 5: Field Strength of Spurious Radiation




Figure 263 Photograph of the anechoic chamber with the EUT

Config A:

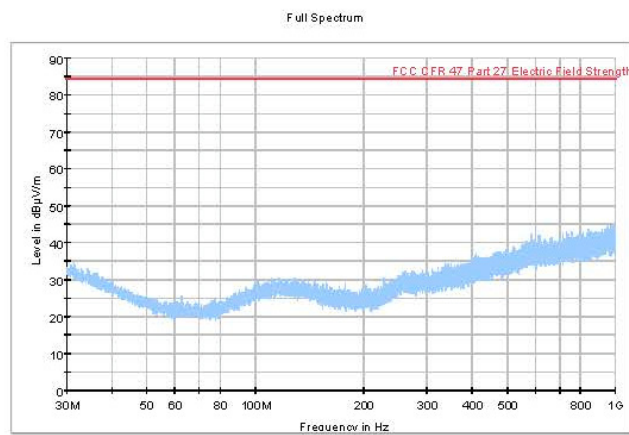


Figure 264 Radiated Emission 30 MHz – 1 GHz (2506 MHz) (20MHz Channel BW)



FCC ID:
VBNFZHN-01

Test Report No:
D547351042

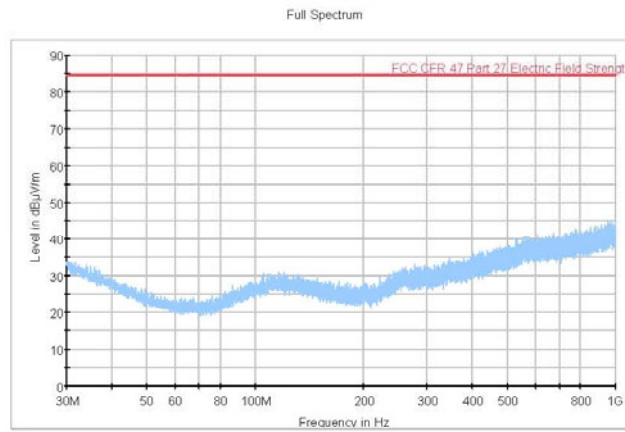


Figure 265 Radiated Emission 30 MHz – 1 GHz (2593 MHz) (20MHz Channel BW)

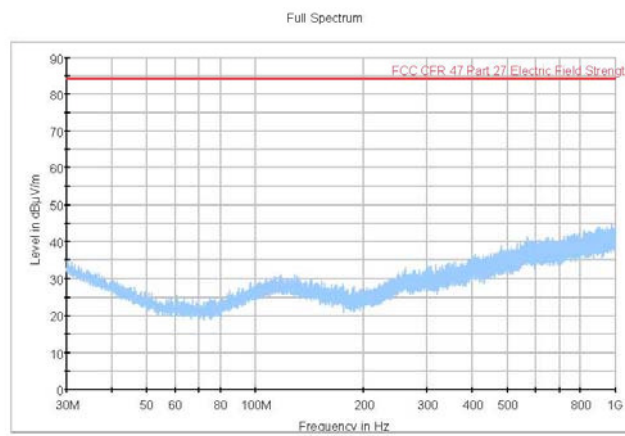


Figure 266 Radiated Emission 30 MHz – 1 GHz (2680 MHz) (20MHz Channel BW)



FCC ID:
VBNFZHN-01

Test Report No:
D547351042

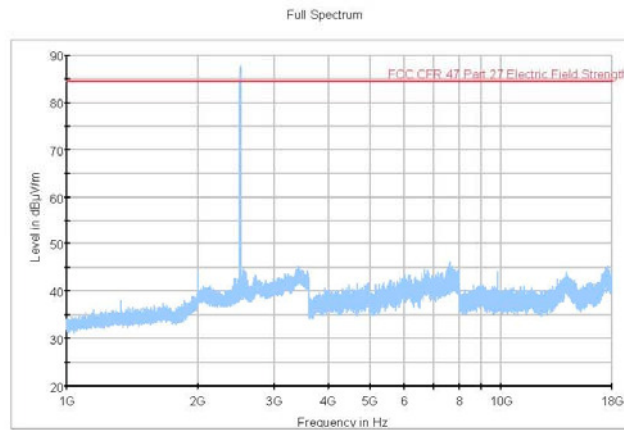


Figure 267 Radiated Emission 1 GHz – 18 GHz (2506 MHz) (20MHz Channel BW)

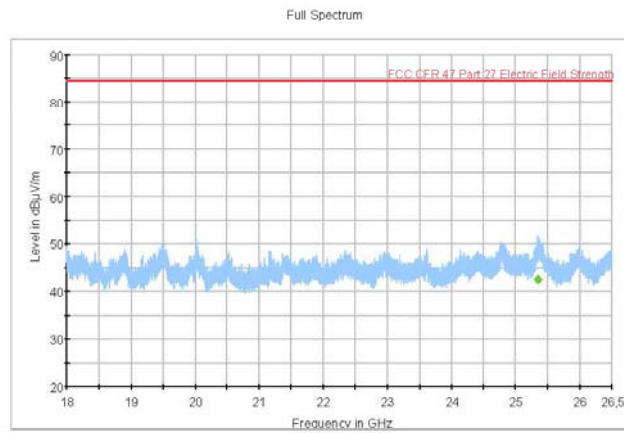


Figure 268 Radiated Emission 18 GHz – 26.5 GHz (2506 MHz) (20MHz Channel BW)



FCC ID:
VBNFZHN-01

Test Report No:
D547351042

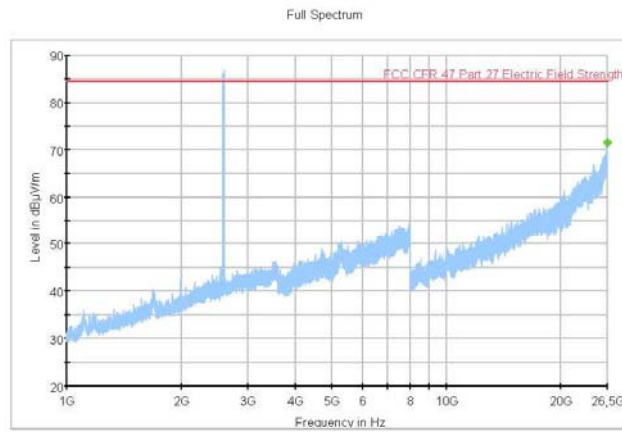


Figure 269 Radiated Emission 1 GHz – 26.5 GHz (2593 MHz) (20MHz Channel BW)

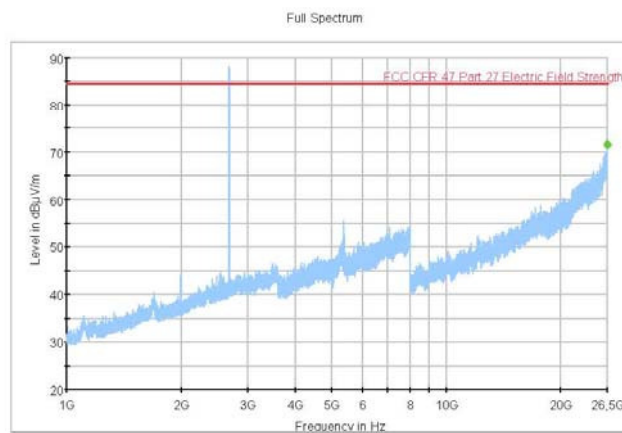


Figure 270 Radiated Emission 1 GHz – 26.5 GHz (2680 MHz) (20MHz Channel BW)



FCC ID:
VBNFZHN-01

Test Report No:
D547351042

Config B:

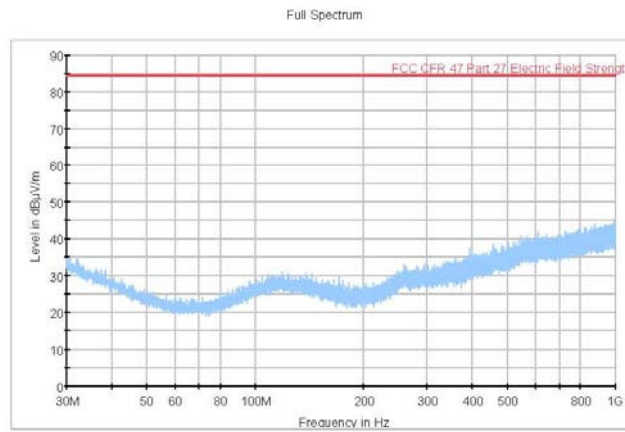


Figure 271 Radiated Emission 30 MHz – 1 GHz (2506 / 2526 MHz) (20MHz Channel BW)

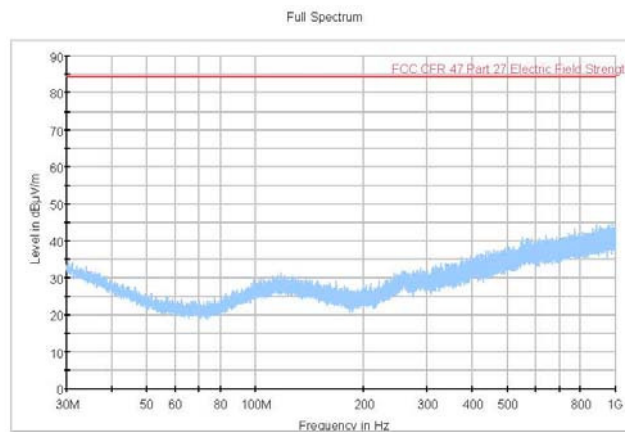


Figure 272 Radiated Emission 30 MHz – 1 GHz (2583 / 2603 MHz) (20MHz Channel BW)



FCC ID:
VBNFZHN-01

Test Report No:
D547351042

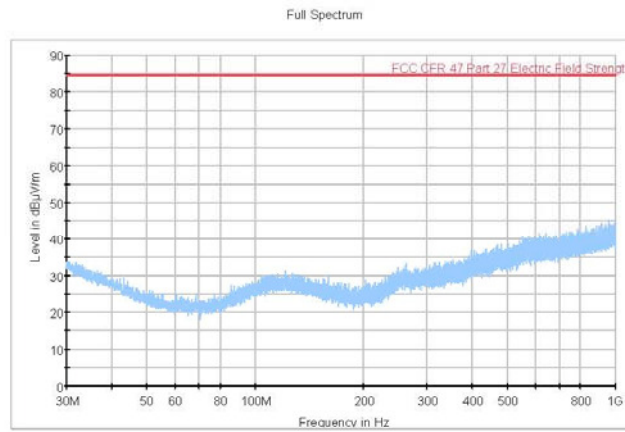


Figure 273 Radiated Emission 30 MHz – 1 GHz (2660 / 2680 MHz) (20MHz Channel BW)

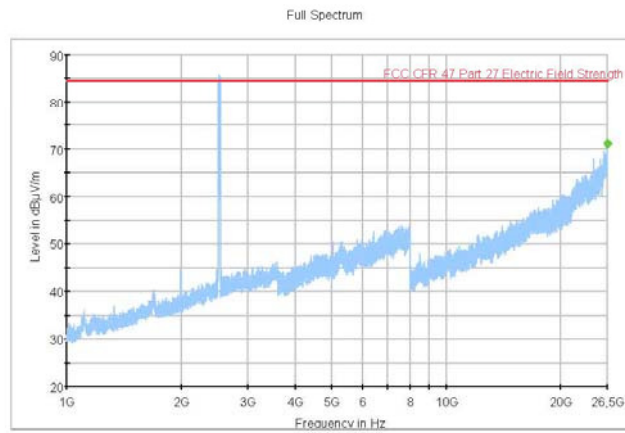


Figure 274 Radiated Emission 1 GHz – 26.5 GHz (2506 / 2526 MHz) (20MHz Channel BW)



FCC ID:
VBNFZHN-01

Test Report No:
D547351042

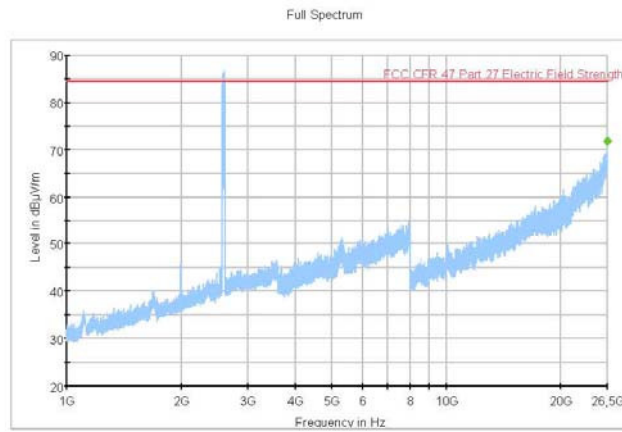


Figure 275 Radiated Emission 1 GHz – 26.5 GHz (2583 / 2603 MHz) (20MHz Channel BW)

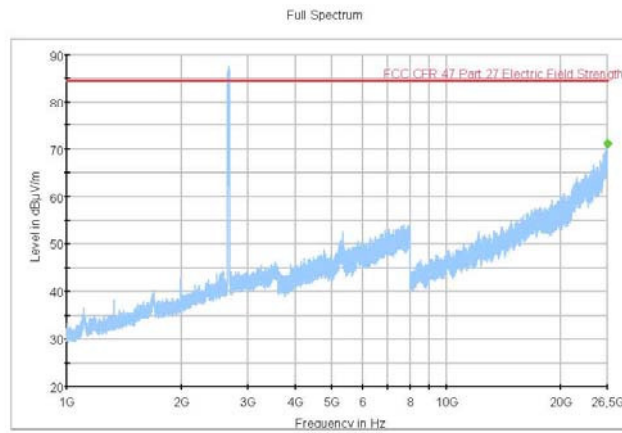


Figure 276 Radiated Emission 1 GHz – 26.5 GHz (2660 / 2680 MHz) (20MHz Channel BW)



FCC ID:
VBNFZHN-01

Test Report No:
D547351042

Config C:

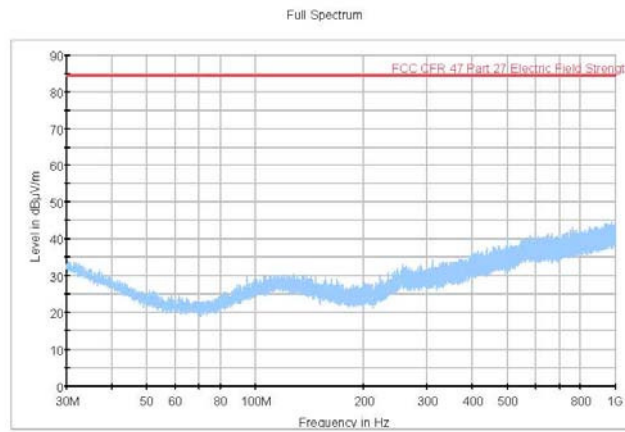


Figure 277 Radiated Emission 30 MHz – 1 GHz (2506 / 2526 / 2546 MHz) (20MHz Channel BW)

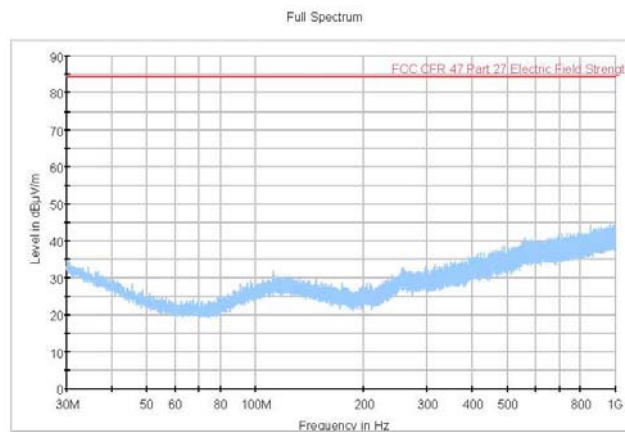
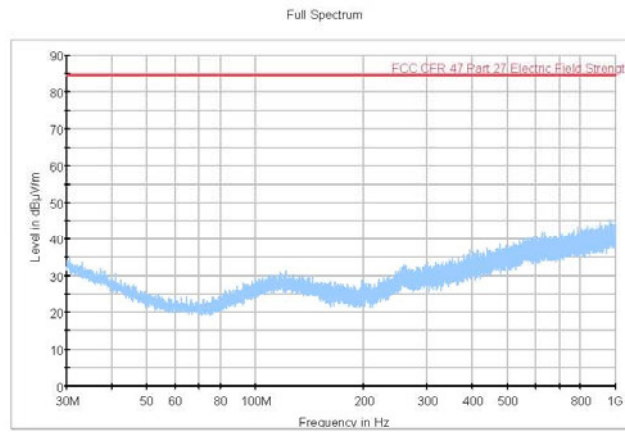


Figure 278 Radiated Emission 30 MHz – 1 GHz (2573 / 2593 / 2613 MHz) (20MHz Channel BW)

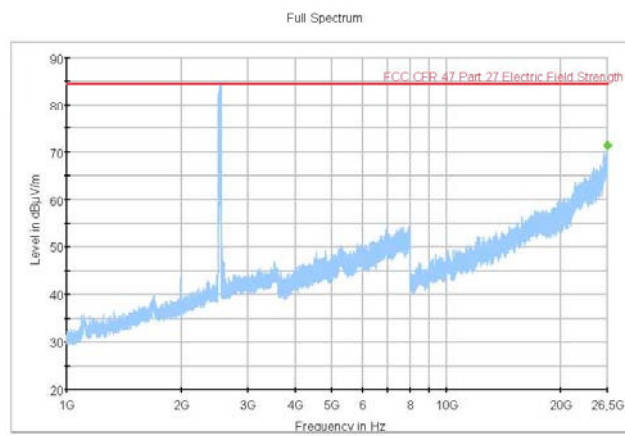


FCC ID:
VBNFZHN-01

Test Report No:
D547351042



**Figure 279 Radiated Emission 30 MHz – 1 GHz (2640 / 2660 / 2680 MHz)
(20MHz Channel BW)**

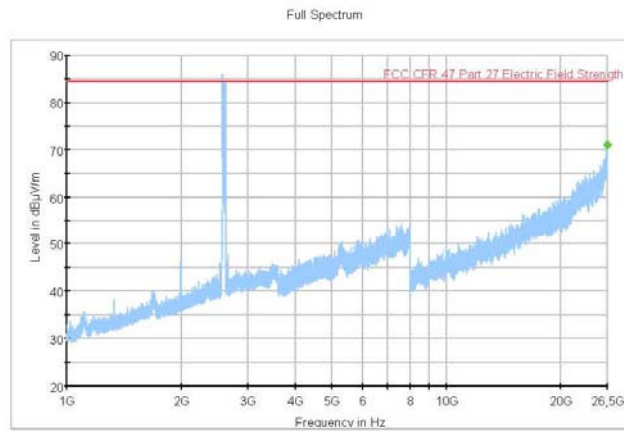


**Figure 280 Radiated Emission 1 GHz – 26.5 GHz (2506 / 2526 / 2546 MHz)
(20MHz Channel BW)**

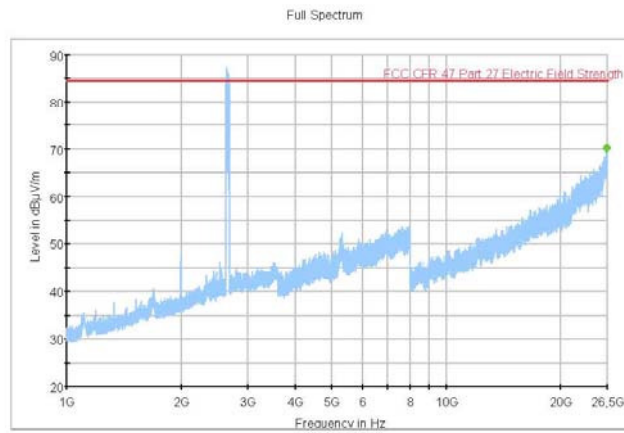


FCC ID:
VBNFZHN-01

Test Report No:
D547351042



**Figure 281 Radiated Emission 1 GHz – 26.5 GHz (2573 / 2593 / 2613 MHz)
(20MHz Channel BW)**



**Figure 282 Radiated Emission 1 GHz – 26.5 GHz (2640 / 2660 / 2680 MHz)
(20MHz Channel BW)**