



FCC ID:
VBNFZHN-01

Test Report No:
D547351042



Figure 97 Spurious Emissions (9kHz – 3GHz) - QPSK (2583.0/2603.0 MHz) (2 X 20 MHz Channel BW)

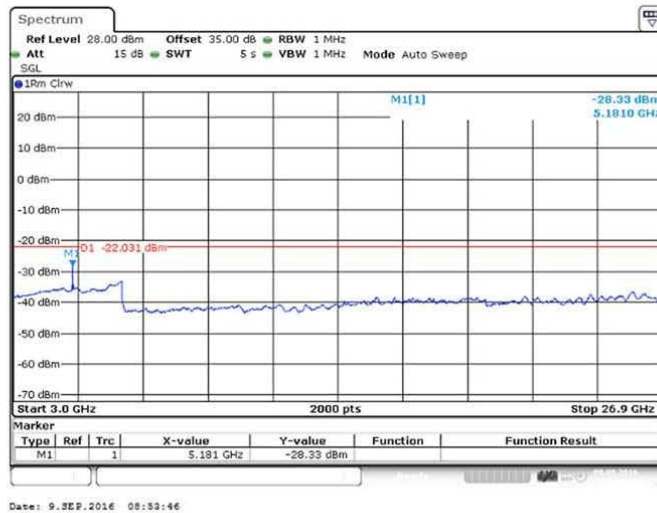


Figure 98 Spurious Emissions (3GHz – 26.900GHz) – QPSK (2583.0/2603.0 MHz) (2 X 20 MHz Channel BW)



FCC ID:
VBNFZHN-01

Test Report No:
D547351042

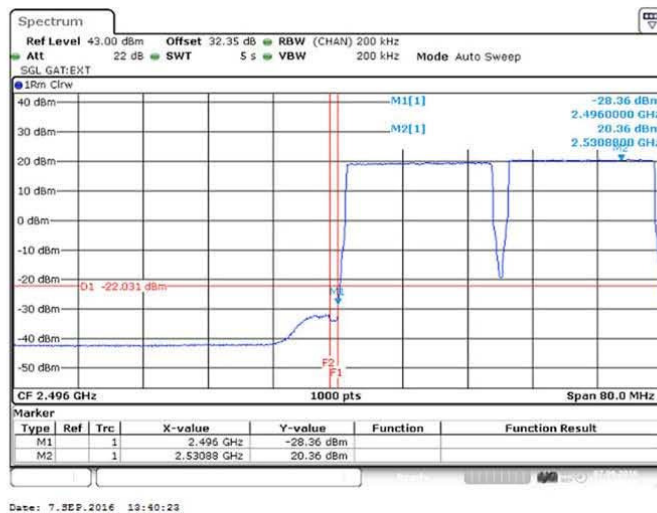


Figure 99 Spurious Emissions (Lower Band Edge) – 64QAM (2506.0/2526.0 MHz) (2 X 20 MHz Channel BW)

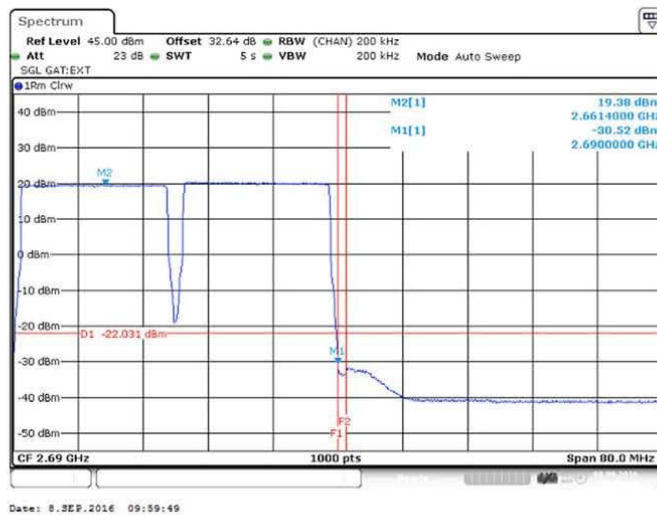


Figure 100 Spurious Emissions (Upper Band Edge) – 64QAM (2660.0/2680.0 MHz) (2 X 20 MHz Channel BW)



Product Service

FCC ID:
VBNFZHN-01

Test Report No:
D547351042

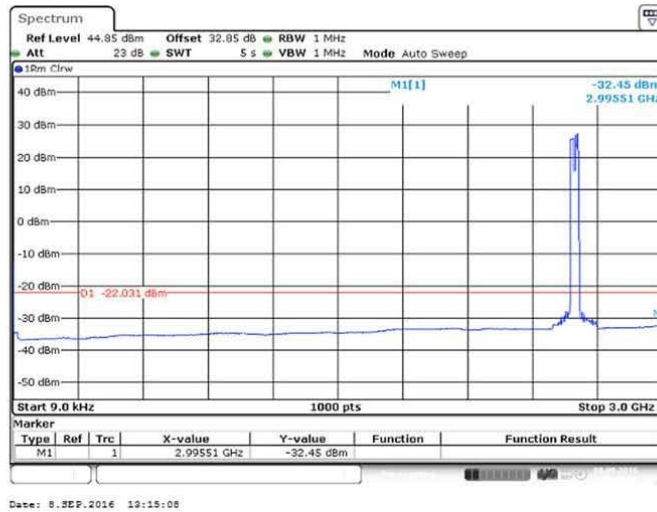


Figure 101 Spurious Emissions (9kHz – 3GHz) – 64QAM (2583.0/2603.0 MHz) (2 X 20 MHz Channel BW)

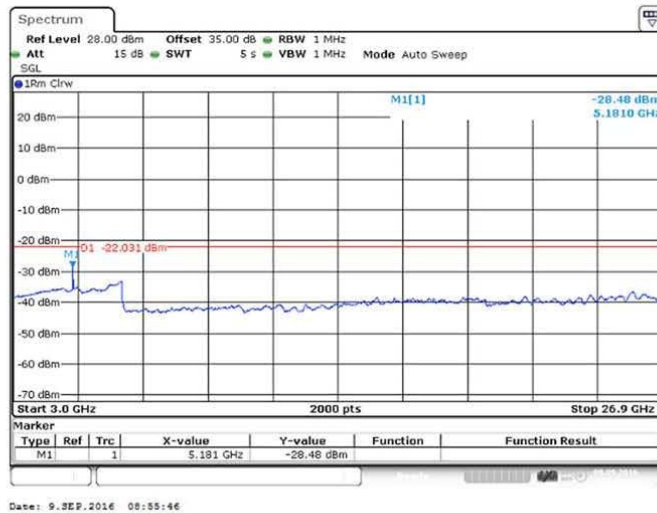


Figure 102 Spurious Emissions (3GHz – 26.900GHz) – 64QAM (2583.0/2603.0 MHz) (2 X 20 MHz Channel BW)



FCC ID:
VBNFZHN-01

Test Report No:
D547351042

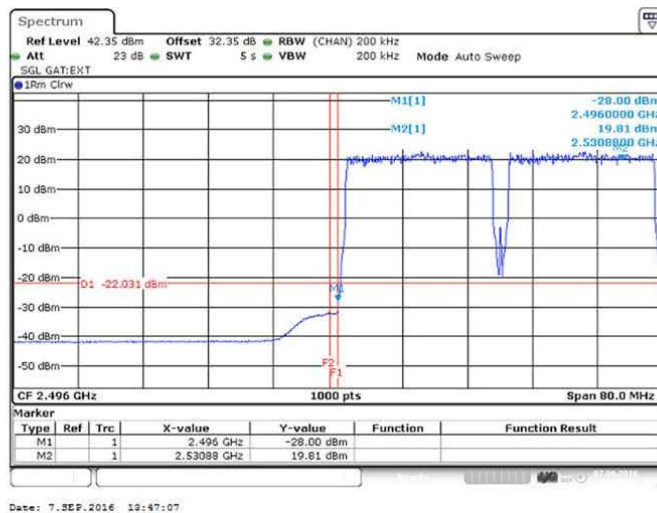


Figure 103 Spurious Emissions (Lower Band Edge) – 16QAM (2506.0/2526.0 MHz) (2 X 20 MHz Channel BW)

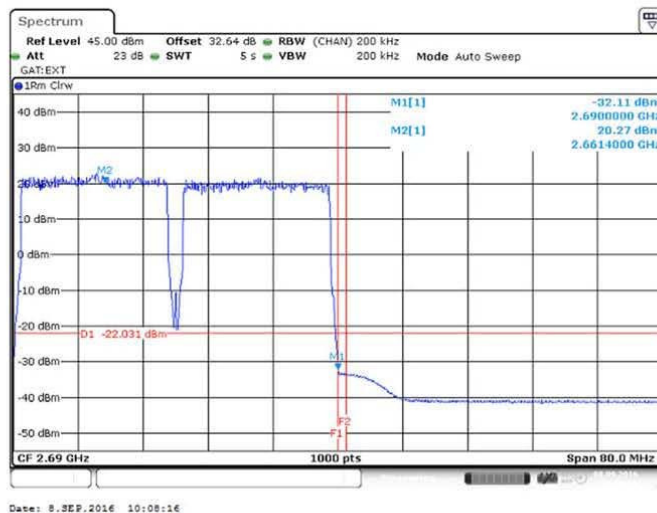


Figure 104 Spurious Emissions (Upper Band Edge) – 16QAM (2660.0/2680.0 MHz) (2 X 20 MHz Channel BW)



FCC ID:
VBNFZHN-01

Test Report No:
D547351042



Figure 105 Spurious Emissions (9kHz – 3GHz) – 16QAM (2583.0/2603.0 MHz) (2 X 20 MHz Channel BW)

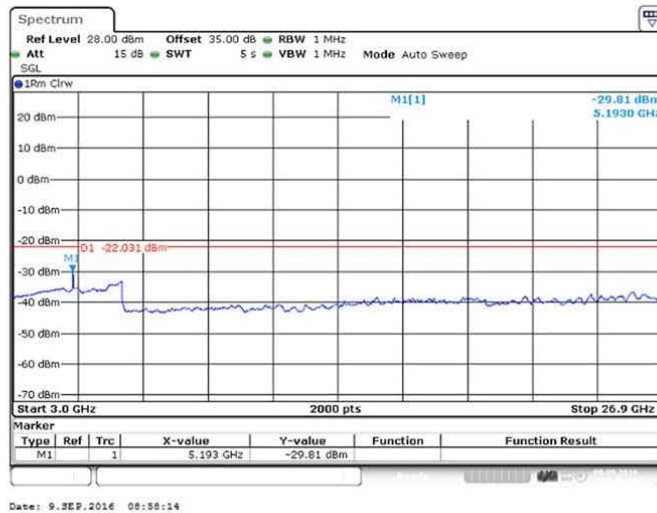


Figure 106 Spurious Emissions (3GHz – 26.900GHz) – 16QAM (2583.0/2603.0 MHz) (2 X 20 MHz Channel BW)



Product Service

FCC ID:
VBNFZHN-01

Test Report No:
D547351042

Configuration B Antenna 4:

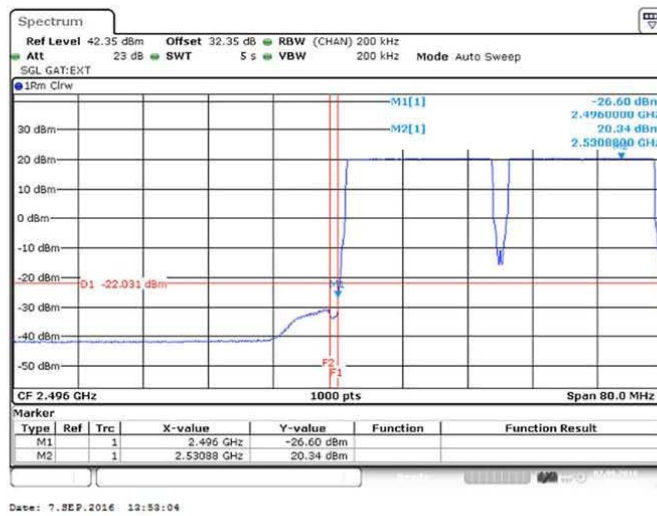


Figure 107 Spurious Emissions (Lower Band Edge) – QPSK (2506.0/2526.0 MHz) (2 X 20 MHz Channel BW)

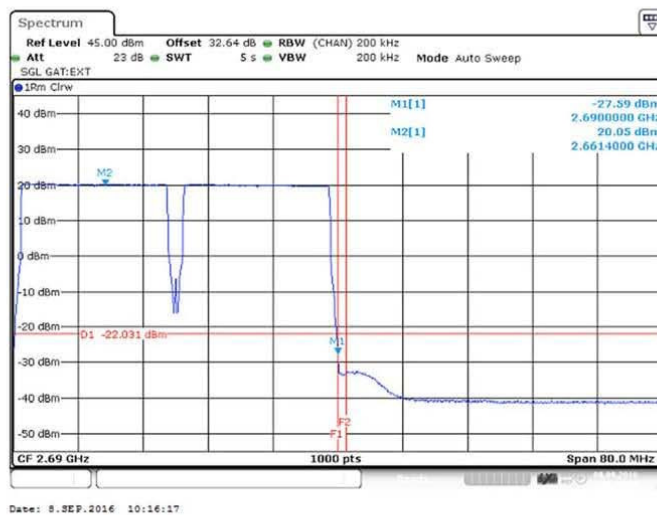


Figure 108 Spurious Emissions (Upper Band Edge) – QPSK (2660.0/2680.0 MHz) (2 X 20 MHz Channel BW)



Product Service

FCC ID:
VBNFZHN-01

Test Report No:
D547351042



Figure 109 Spurious Emissions (9kHz – 3GHz) - QPSK (2583.0/2603.0 MHz) (2 X 20 MHz Channel BW)

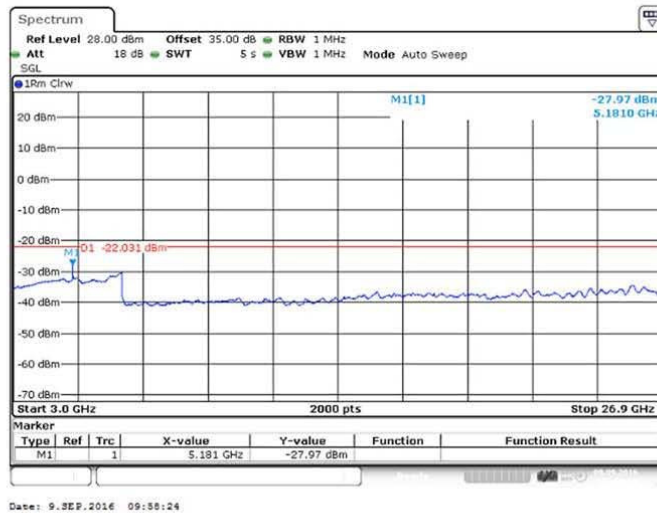


Figure 110 Spurious Emissions (3GHz – 26.900GHz) – QPSK (2583.0/2603.0 MHz) (2 X 20 MHz Channel BW)



FCC ID:
VBNFZHN-01

Test Report No:
D547351042

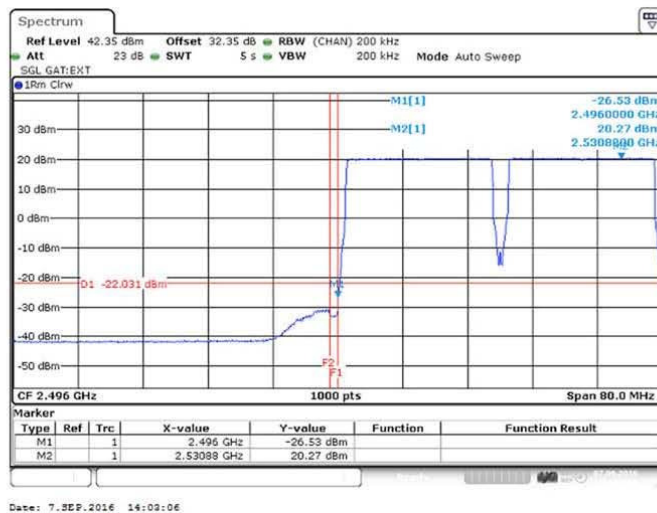


Figure 111 Spurious Emissions (Lower Band Edge) – 64QAM (2506.0/2526.0 MHz) (2 X 20 MHz Channel BW)

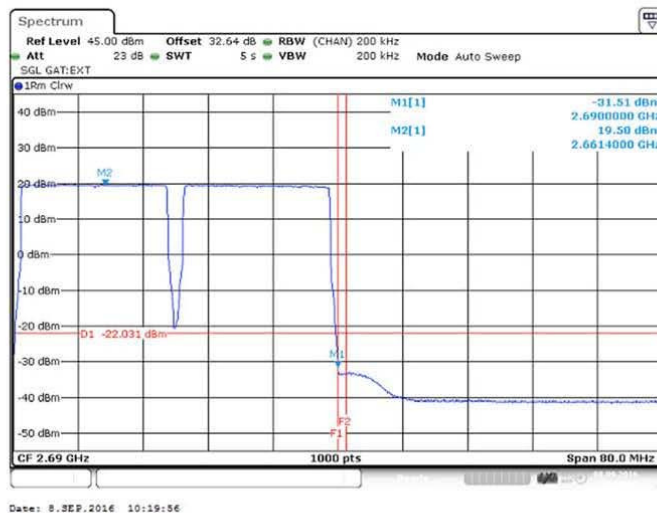


Figure 112 Spurious Emissions (Upper Band Edge) – 64QAM (2660.0/2680.0 MHz) (2 X 20 MHz Channel BW)



FCC ID:
VBNFZHN-01

Test Report No:
D547351042

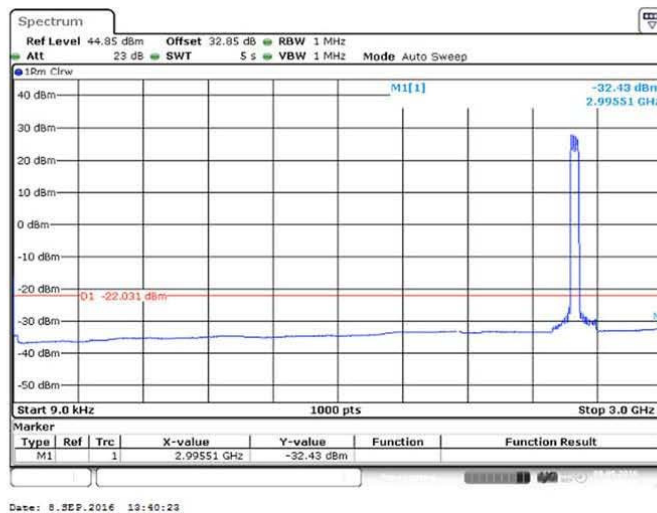


Figure 113 Spurious Emissions (9kHz – 3GHz) – 64QAM (2583.0/2603.0 MHz) (2 X 20 MHz Channel BW)

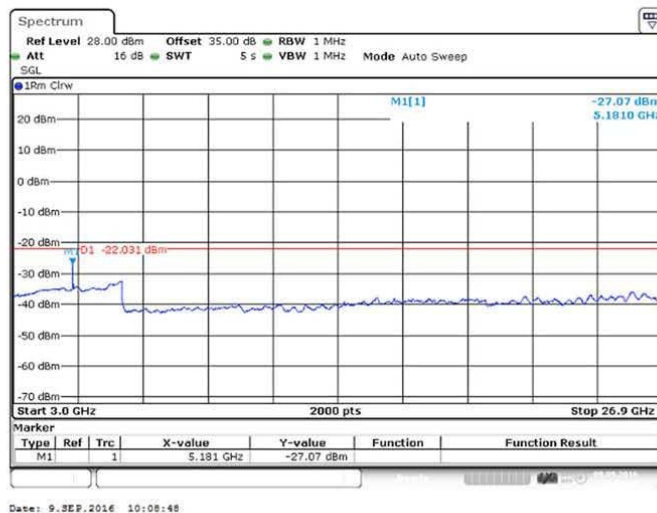


Figure 114 Spurious Emissions (3GHz – 26.900GHz) – 64QAM (2583.0/2603.0 MHz) (2 X 20 MHz Channel BW)



Product Service

FCC ID:
VBNFZHN-01

Test Report No:
D547351042

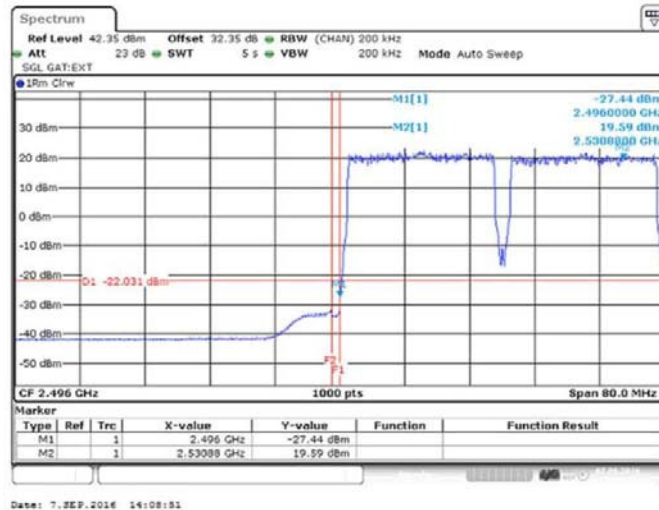


Figure 115 Spurious Emissions (Lower Band Edge) – 16QAM (2506.0/2526.0 MHz) (2 X 20 MHz Channel BW)

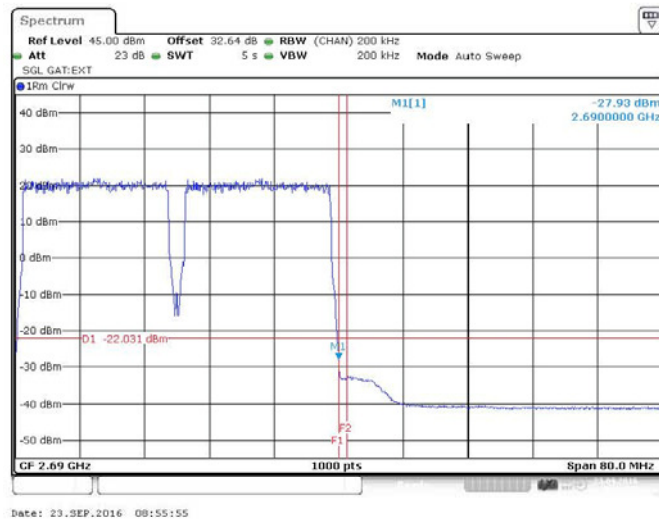


Figure 116 Spurious Emissions (Upper Band Edge) – 16QAM (2660.0/2680.0 MHz) (2 X 20 MHz Channel BW)



Product Service

FCC ID:
VBNFZHN-01

Test Report No:
D547351042



Figure 117 Spurious Emissions (9kHz – 3GHz) – 16QAM (2583.0/2603.0 MHz) (2 X 20 MHz Channel BW)

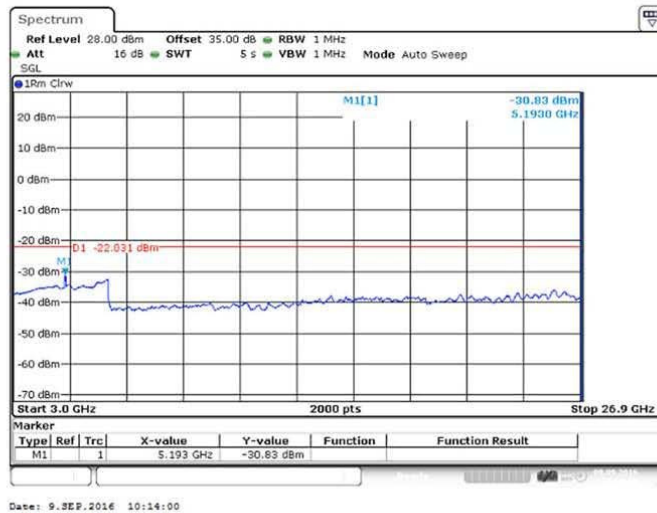


Figure 118 Spurious Emissions (3GHz – 26.900GHz) – 16QAM (2583.0/2603.0 MHz) (2 X 20 MHz Channel BW)



Product Service

FCC ID:
VBNFZHN-01

Test Report No:
D547351042

Configuration B Antenna 5:

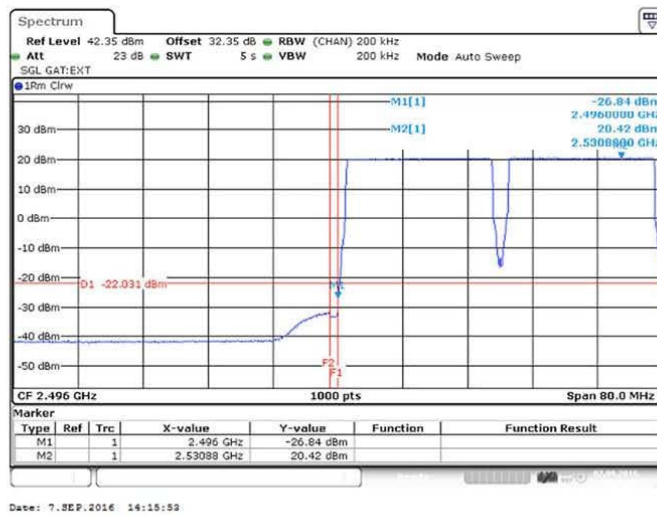


Figure 119 Spurious Emissions (Lower Band Edge) – QPSK (2506.0/2526.0 MHz) (2 X 20 MHz Channel BW)

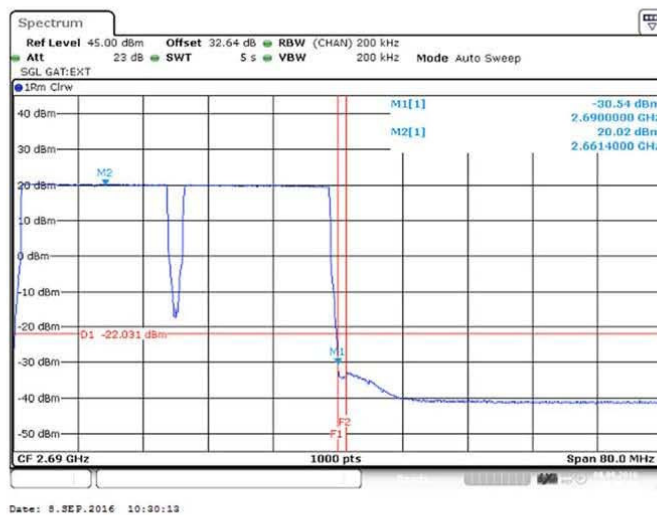


Figure 120 Spurious Emissions (Upper Band Edge) – QPSK (2660.0/2680.0 MHz) (2 X 20 MHz Channel BW)



FCC ID:
VBNFZHN-01

Test Report No:
D547351042

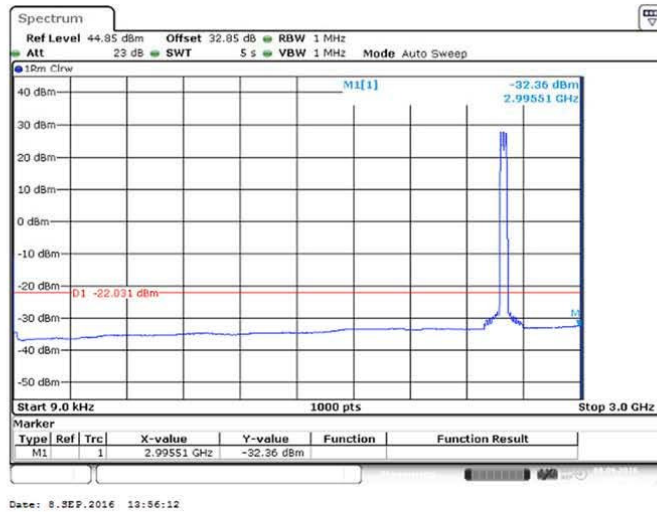


Figure 121 Spurious Emissions (9kHz – 3GHz) - QPSK (2583.0/2603.0 MHz) (2 X 20 MHz Channel BW)

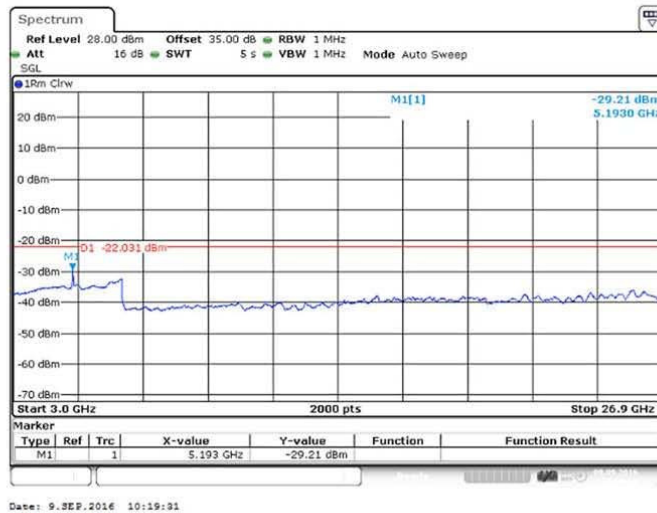


Figure 122 Spurious Emissions (3GHz – 26.900GHz) – QPSK (2583.0/2603.0 MHz) (2 X 20 MHz Channel BW)



Product Service

FCC ID:
VBNFZHN-01

Test Report No:
D547351042

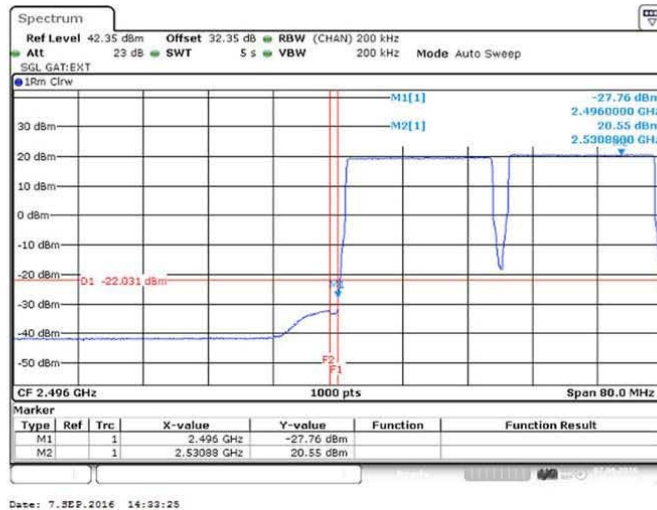


Figure 123 Spurious Emissions (Lower Band Edge) – 64QAM (2506.0/2526.0 MHz) (2 X 20 MHz Channel BW)

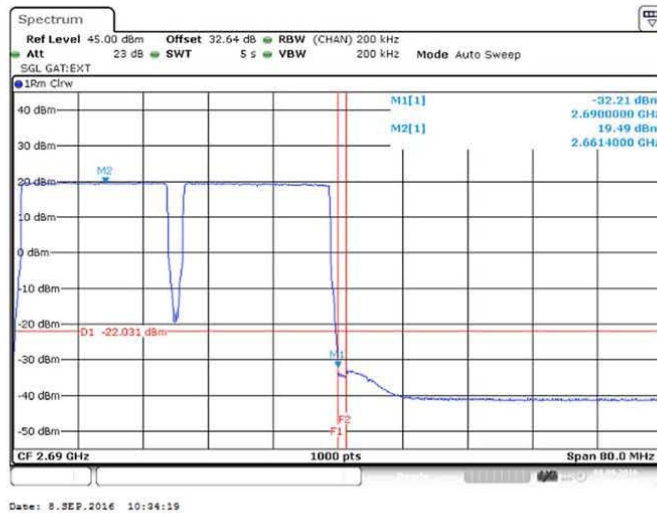


Figure 124 Spurious Emissions (Upper Band Edge) – 64QAM (2660.0/2680.0 MHz) (2 X 20 MHz Channel BW)



Product Service

FCC ID:
VBNFZHN-01

Test Report No:
D547351042

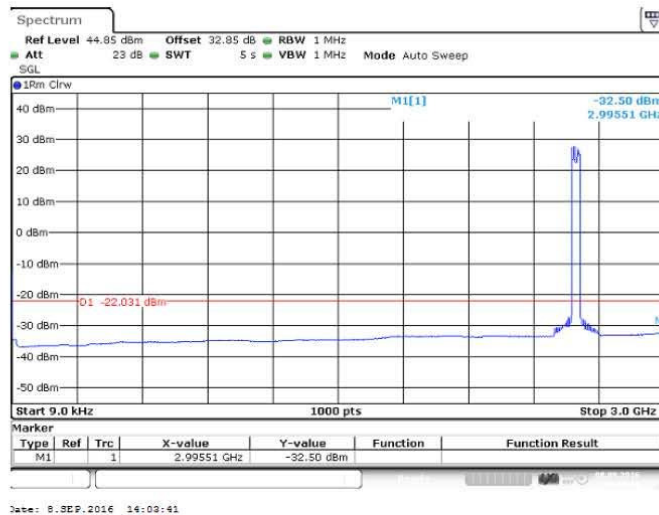


Figure 125 Spurious Emissions (9kHz – 3GHz) – 64QAM (2583.0/2603.0 MHz) (2 X 20 MHz Channel BW)

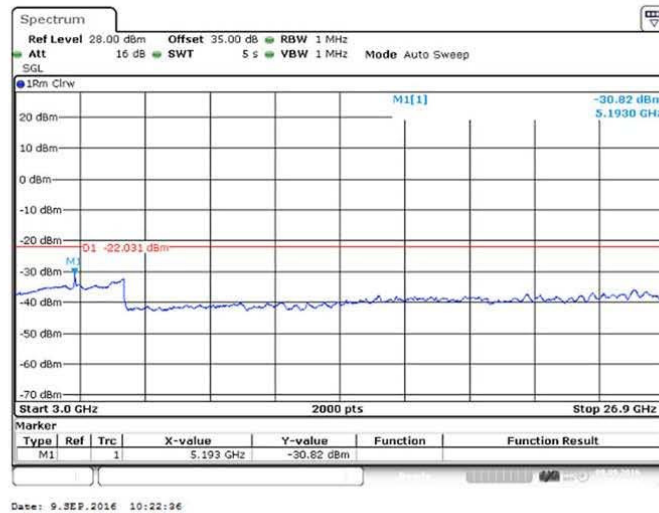


Figure 126 Spurious Emissions (3GHz – 26.900GHz) – 64QAM (2583.0/2603.0 MHz) (2 X 20 MHz Channel BW)



Product Service

FCC ID:
VBNFZHN-01

Test Report No:
D547351042

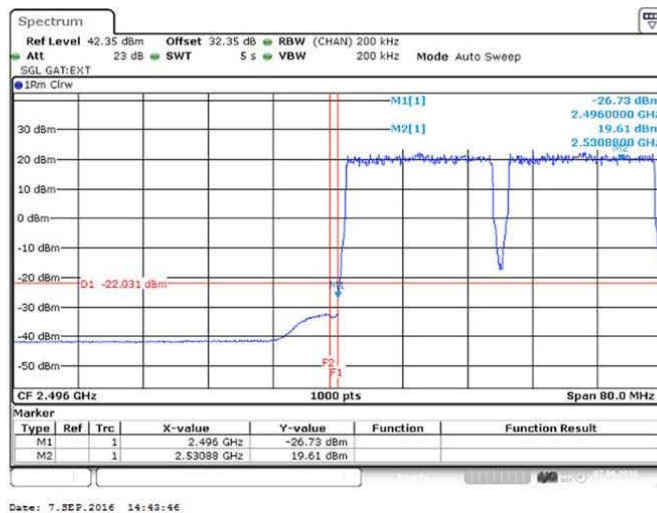


Figure 127 Spurious Emissions (Lower Band Edge) – 16QAM (2506.0/2526.0 MHz) (2 X 20 MHz Channel BW)

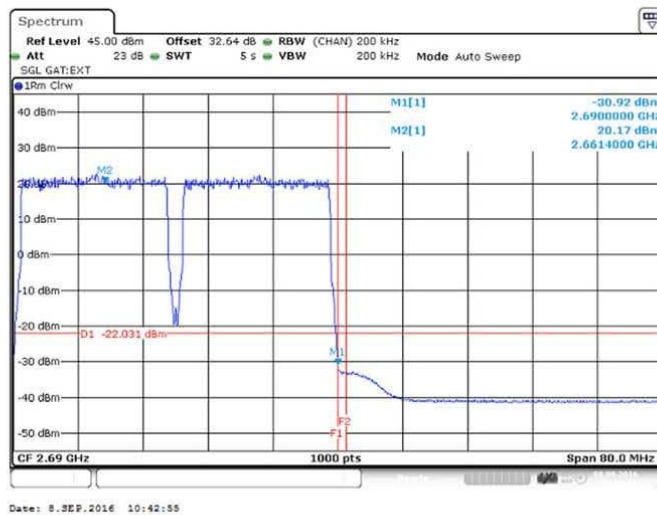


Figure 128 Spurious Emissions (Upper Band Edge) – 16QAM (2660.0/2680.0 MHz) (2 X 20 MHz Channel BW)



FCC ID:
VBNFZHN-01

Test Report No:
D547351042

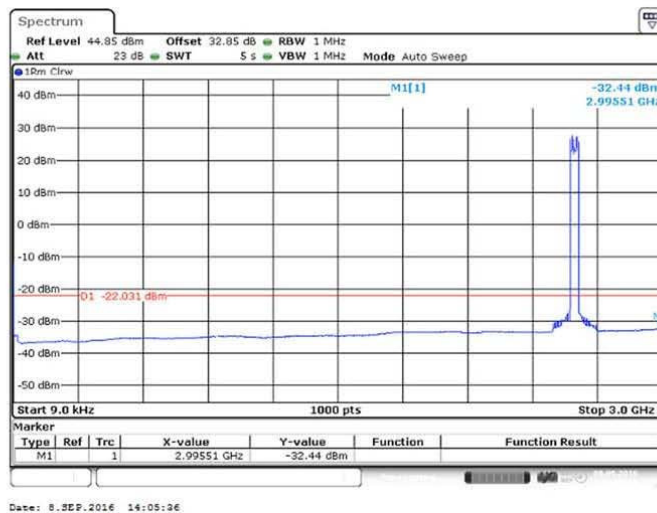


Figure 129 Spurious Emissions (9kHz – 3GHz) – 16QAM (2583.0/2603.0 MHz) (2 X 20 MHz Channel BW)

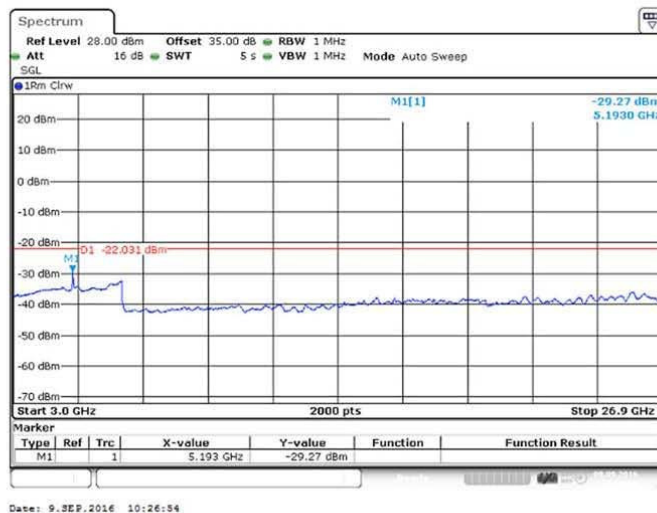


Figure 130 Spurious Emissions (3GHz – 26.900GHz) – 16QAM (2583.0/2603.0 MHz) (2 X 20 MHz Channel BW)



FCC ID:
VBNFZHN-01

Test Report No:
D547351042

Configuration B Antenna 6:

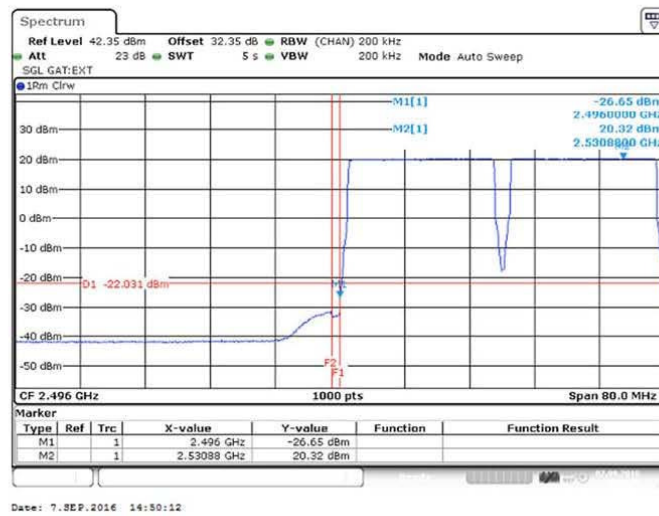


Figure 131 Spurious Emissions (Lower Band Edge) – QPSK (2506.0/2526.0 MHz) (2 X 20 MHz Channel BW)

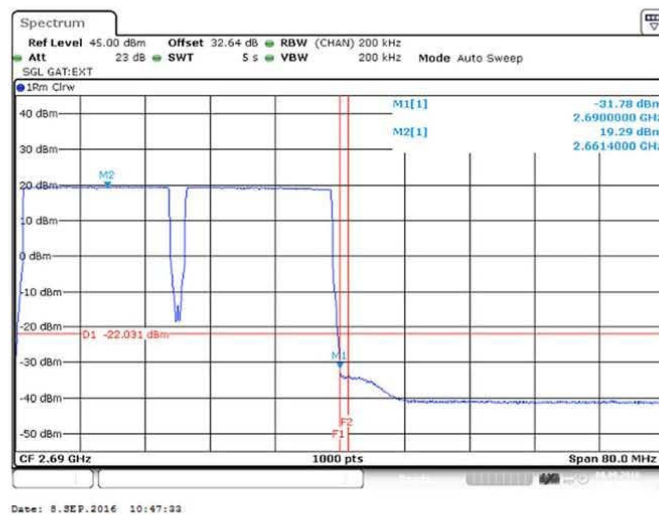


Figure 132 Spurious Emissions (Upper Band Edge) – QPSK (2660.0/2680.0 MHz) (2 X 20 MHz Channel BW)



FCC ID:
VBNFZHN-01

Test Report No:
D547351042

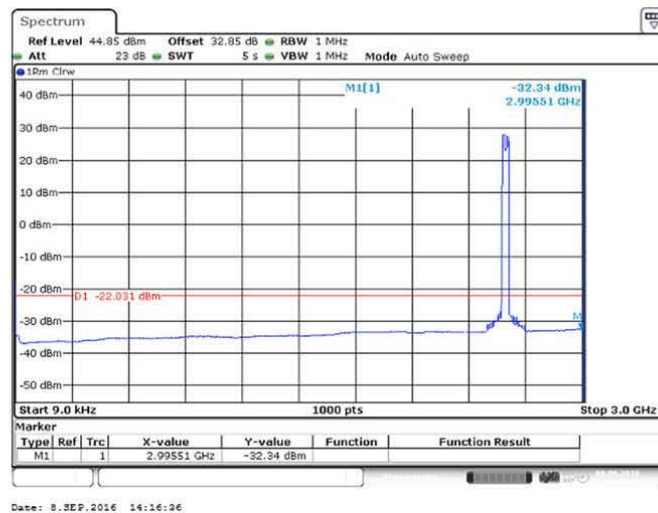


Figure 133 Spurious Emissions (9kHz – 3GHz) – QPSK (2583.0/2603.0 MHz) (2 X 20 MHz Channel BW)

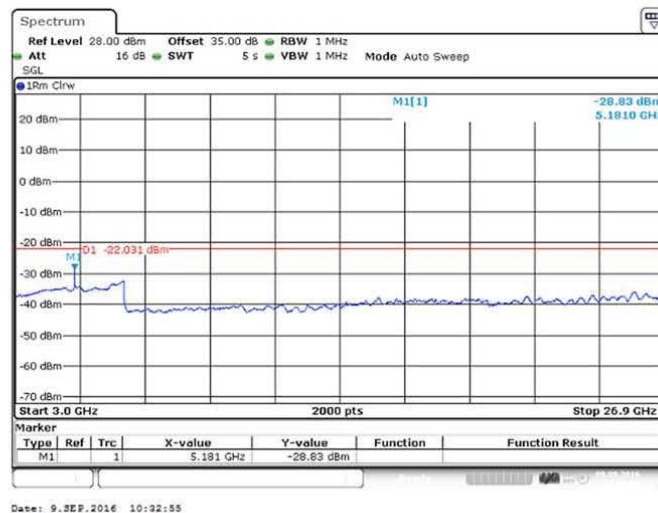


Figure 134 Spurious Emissions (3GHz – 26.900GHz) – QPSK (2583.0/2603.0 MHz) (2 X 20 MHz Channel BW)



FCC ID:
VBNFZHN-01

Test Report No:
D547351042

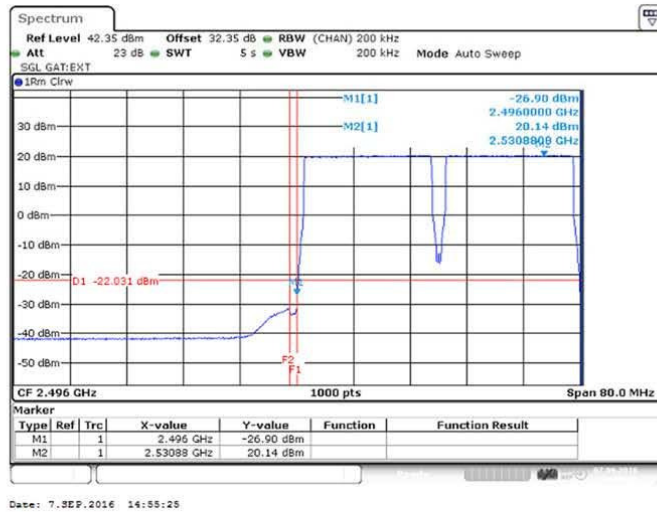


Figure 135 Spurious Emissions (Lower Band Edge)– 64QAM (2506.0/2526.0 MHz) (2 X 20 MHz Channel BW)

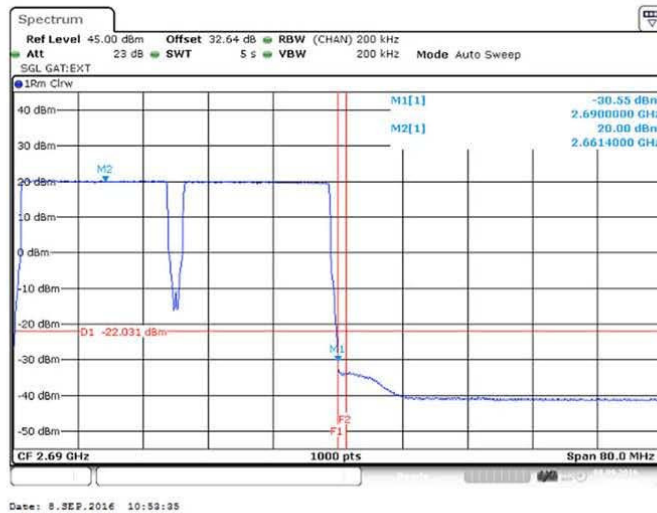


Figure 136 Spurious Emissions (Upper Band Edge) – 64QAM (2660.0/2680.0 MHz) (2 X 20 MHz Channel BW)



FCC ID:
VBNFZHN-01

Test Report No:
D547351042

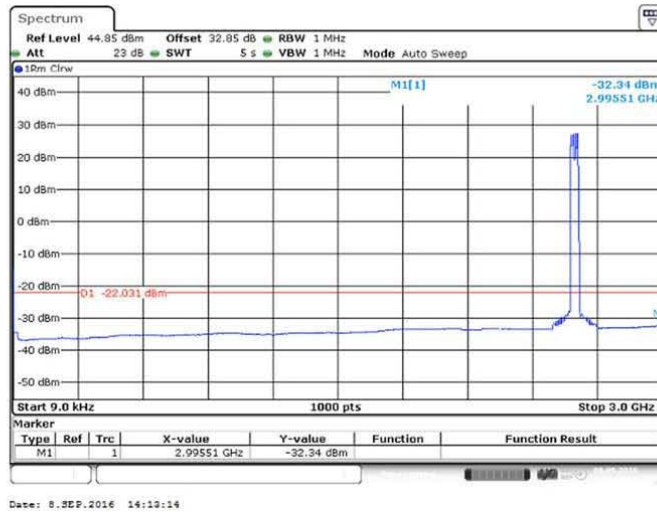


Figure 137 Spurious Emissions (9kHz – 3GHz) – 64QAM (2583.0/2603.0 MHz) (2 X 20 MHz Channel BW)

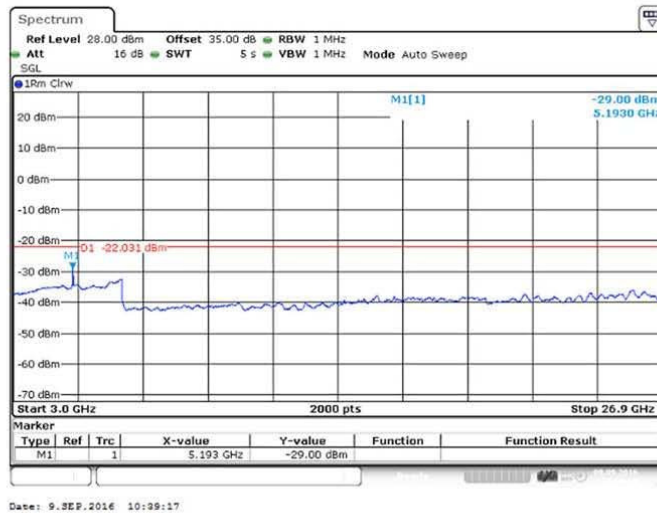
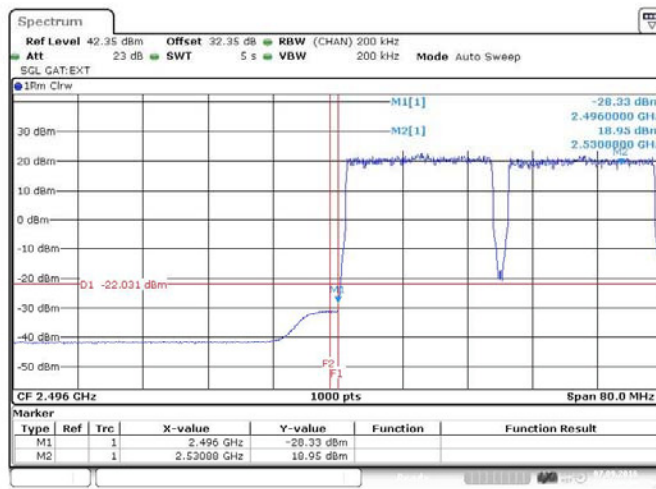


Figure 138 Spurious Emissions (3GHz – 26.900GHz) – 64QAM (2583.0/2603.0 MHz) (2 X 20 MHz Channel BW)



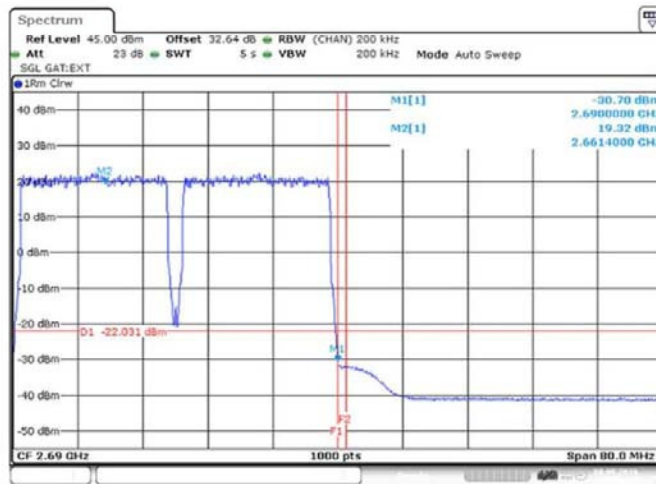
FCC ID:
VBNFZHN-01

Test Report No:
D547351042



Date: 7.SEP.2016 15:00:08

Figure 139 Spurious Emissions (Lower Band Edge) – 16QAM (2506.0/2526.0 MHz) (2 X 20 MHz Channel BW)



Date: 8.SEP.2016 10:58:19

Figure 140 Spurious Emissions (Upper Band Edge) – 16QAM (2660.0/2680.0 MHz) (2 X 20 MHz Channel BW)



Product Service

FCC ID:
VBNFZHN-01

Test Report No:
D547351042

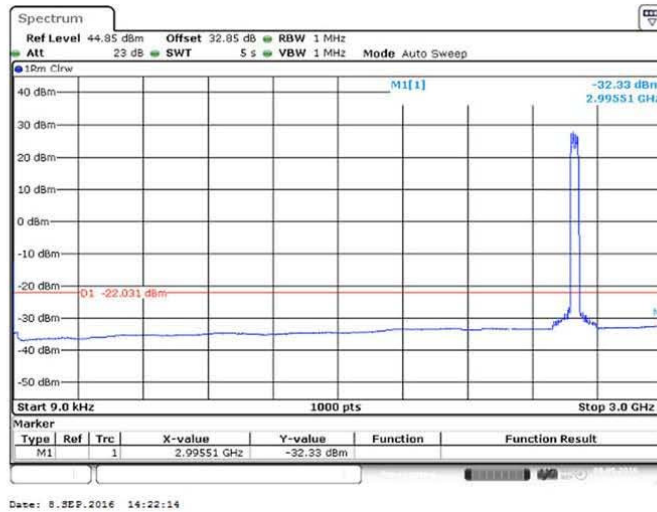


Figure 141 Spurious Emissions (9kHz – 3GHz) – 16QAM (2583.0/2603.0 MHz) (2 X 20 MHz Channel BW)

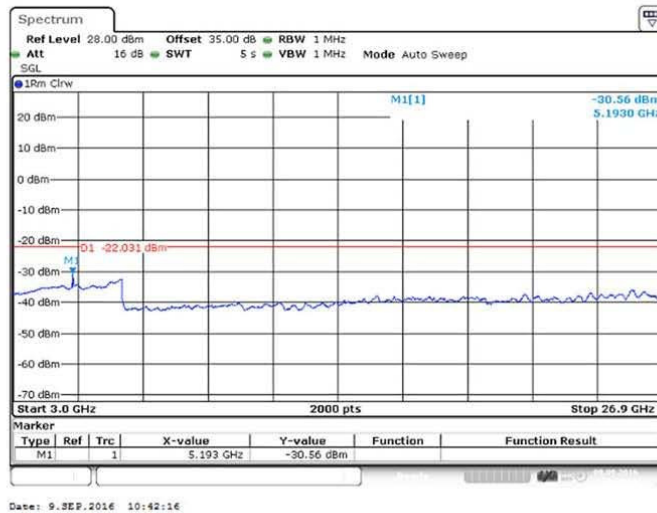


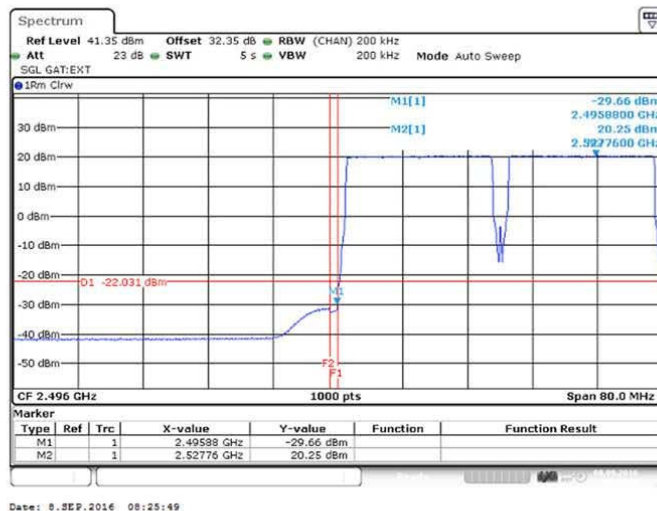
Figure 142 Spurious Emissions (3GHz – 26.900GHz) – 16QAM (2583.0/2603.0 MHz) (2 X 20 MHz Channel BW)



FCC ID:
VBNFZHN-01

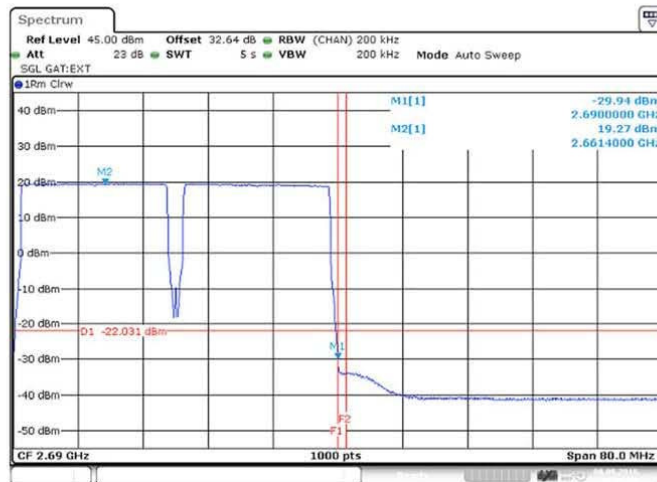
Test Report No:
D547351042

Configuration B Antenna 7:



Date: 8.SEP.2016 08:25:49

Figure 143 Spurious Emissions (Lower Band Edge) – QPSK (2506.0/2526.0 MHz) (2 X 20 MHz Channel BW)



Date: 8.SEP.2016 11:01:22

Figure 144 Spurious Emissions (Upper Band Edge) – QPSK (2660.0/2680.0 MHz) (2 X 20 MHz Channel BW)



Product Service

FCC ID:
VBNFZHN-01

Test Report No:
D547351042



Figure 145 Spurious Emissions (9kHz – 3GHz) – QPSK (2583.0/2603.0 MHz) (2 X 20 MHz Channel BW)

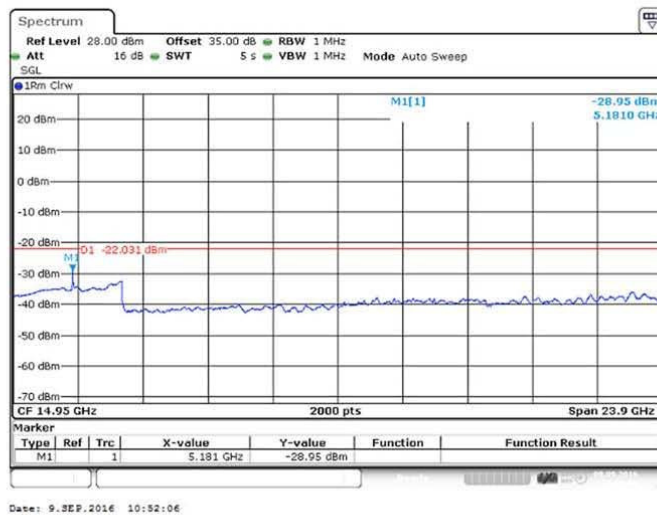


Figure 146 Spurious Emissions (3GHz – 26.900GHz) – QPSK (2583.0/2603.0 MHz) (2 X 20 MHz Channel BW)



FCC ID:
VBNFZHN-01

Test Report No:
D547351042

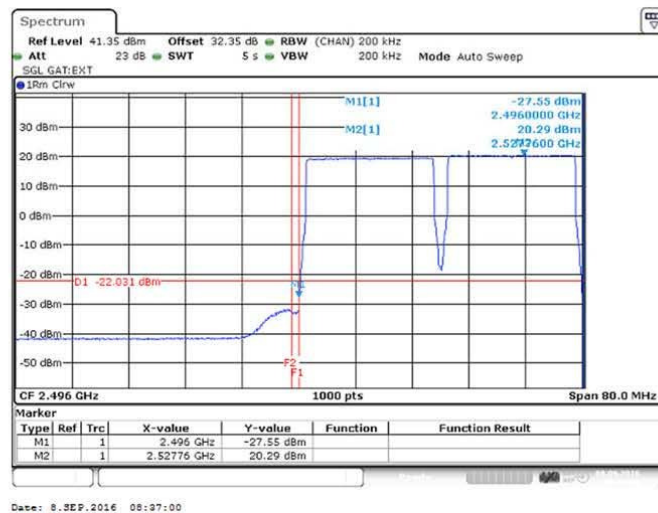


Figure 147 Spurious Emissions (Lower Band Edge) – 64QAM (2506.0/2526.0 MHz) (2 X 20 MHz Channel BW)



Figure 148 Spurious Emissions (Upper Band Edge) – 64QAM (2660.0/2680.0 MHz) (2 X 20 MHz Channel BW)



Product Service

FCC ID:
VBNFZHN-01

Test Report No:
D547351042

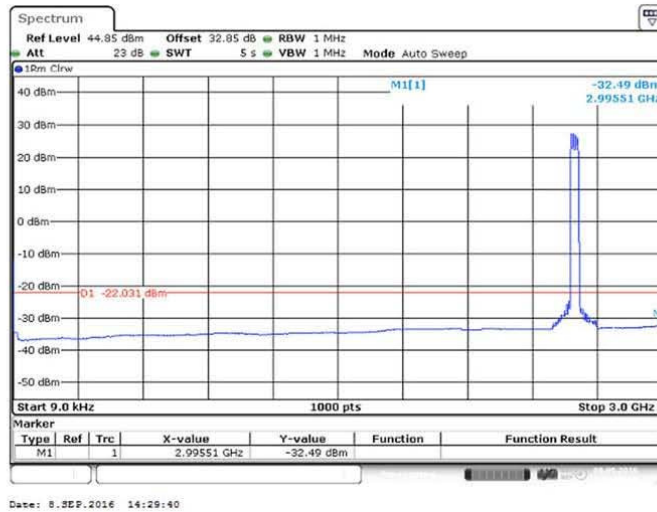


Figure 149 Spurious Emissions (9kHz – 3GHz) – 64QAM (2583.0/2603.0 MHz) (2 X 20 MHz Channel BW)

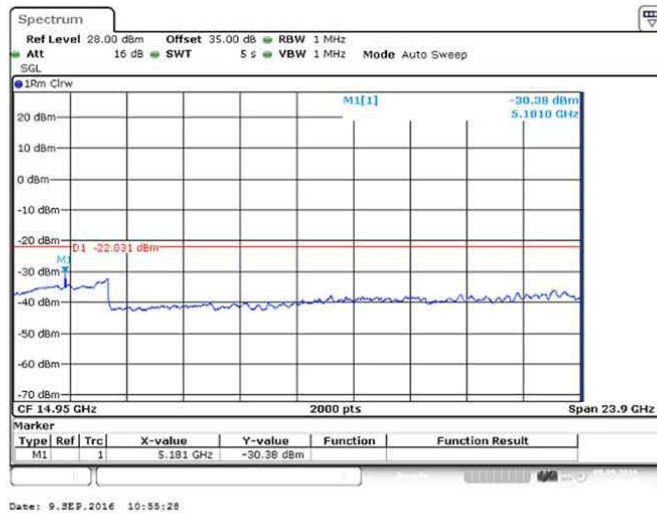


Figure 150 Spurious Emissions (3GHz – 26.900GHz) – 64QAM (2583.0/2603.0 MHz) (2 X 20 MHz Channel BW)



FCC ID:
VBNFZHN-01

Test Report No:
D547351042

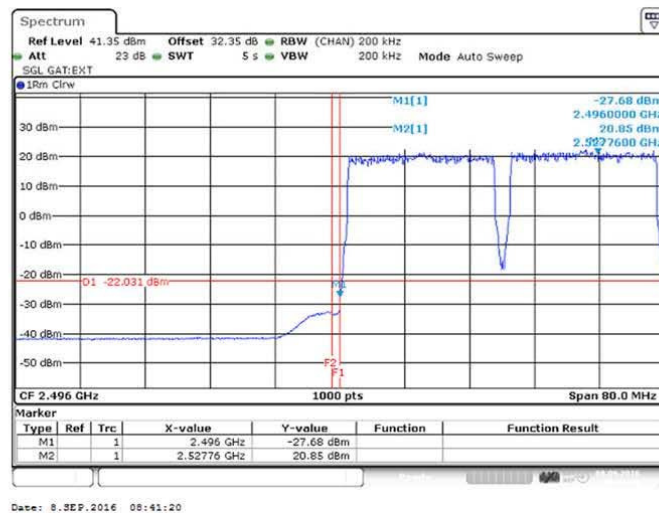


Figure 151 Spurious Emissions (Lower Band Edge)– 16QAM (2506.0/2526.0 MHz) (2 X 20 MHz Channel BW)

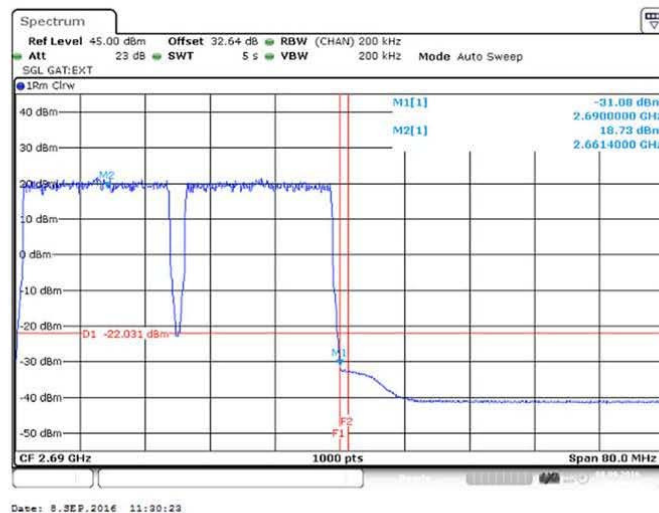


Figure 152 Spurious Emissions (Upper Band Edge) – 16QAM (2660.0/2680.0 MHz) (2 X 20 MHz Channel BW)



FCC ID:
VBNFZHN-01

Test Report No:
D547351042

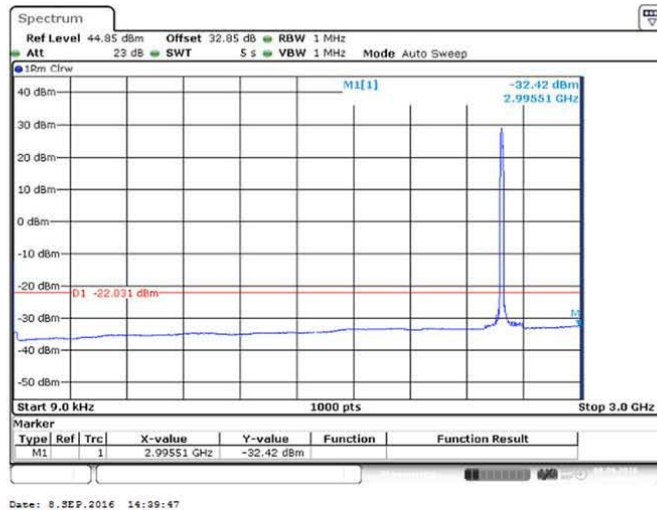


Figure 153 Spurious Emissions (9kHz – 3GHz) – 16QAM (2583.0/2603.0 MHz) (2 X 20 MHz Channel BW)

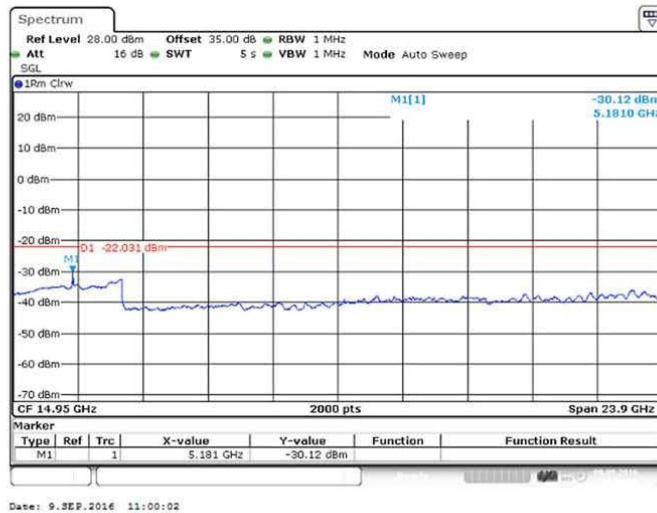


Figure 154 Spurious Emissions (3GHz – 26.900GHz) – 16QAM (2583.0/2603.0 MHz) (2 X 20 MHz Channel BW)



Product Service

FCC ID:
VBNFZHN-01

Test Report No:
D547351042

Configuration B Antenna 8:

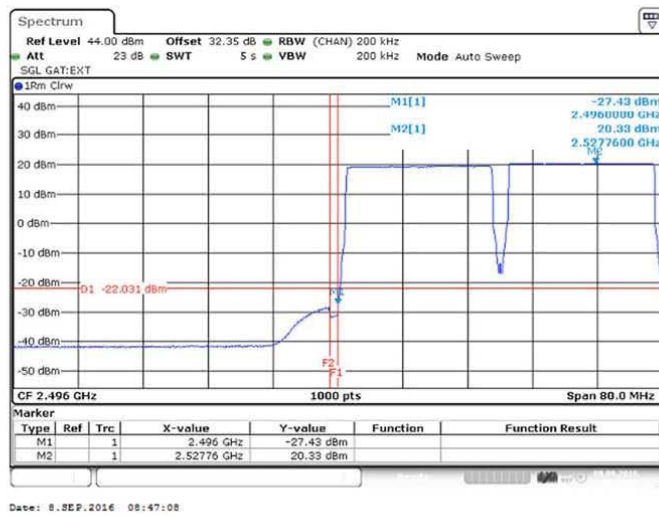


Figure 155 Spurious Emissions (Lower Band Edge) – QPSK (2506.0/2526.0 MHz) (2 X 20 MHz Channel BW)

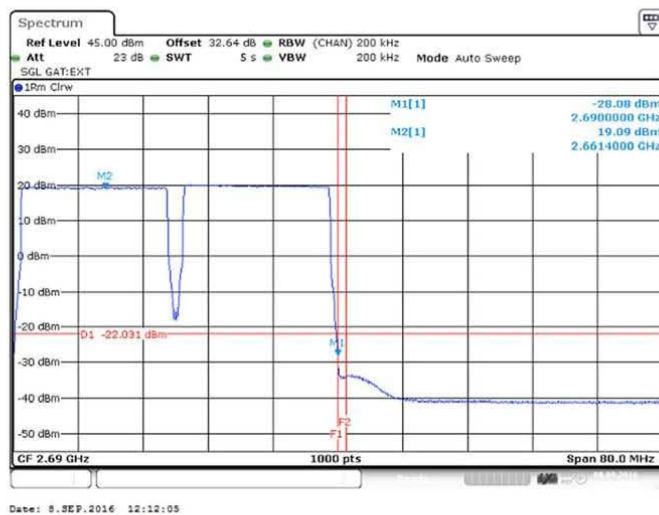


Figure 156 Spurious Emissions (Upper Band Edge) – QPSK (2660.0/2680.0 MHz) (2 X 20 MHz Channel BW)



Product Service

FCC ID:
VBNFZHN-01

Test Report No:
D547351042

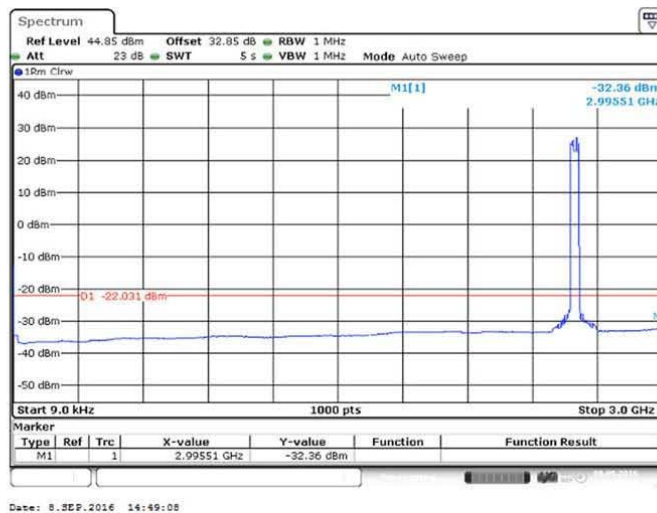


Figure 157 Spurious Emissions (9kHz – 3GHz) – QPSK (2583.0/2603.0 MHz) (2 X 20 MHz Channel BW)

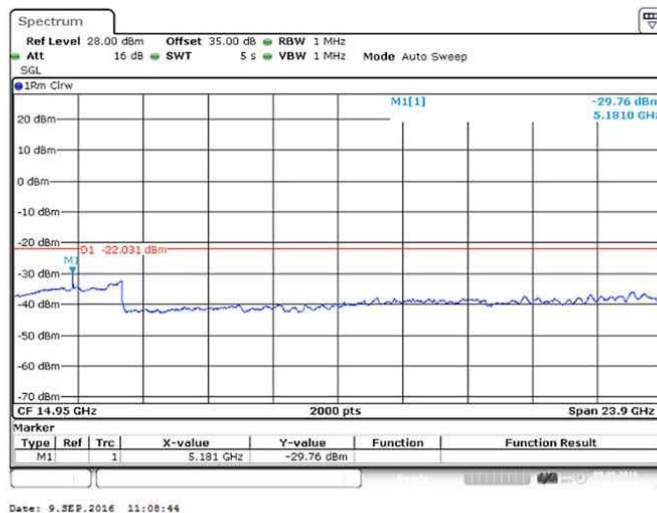


Figure 158 Spurious Emissions (3GHz – 26.900GHz) – QPSK (2583.0/2603.0 MHz) (2 X 20 MHz Channel BW)



FCC ID:
VBNFZHN-01

Test Report No:
D547351042

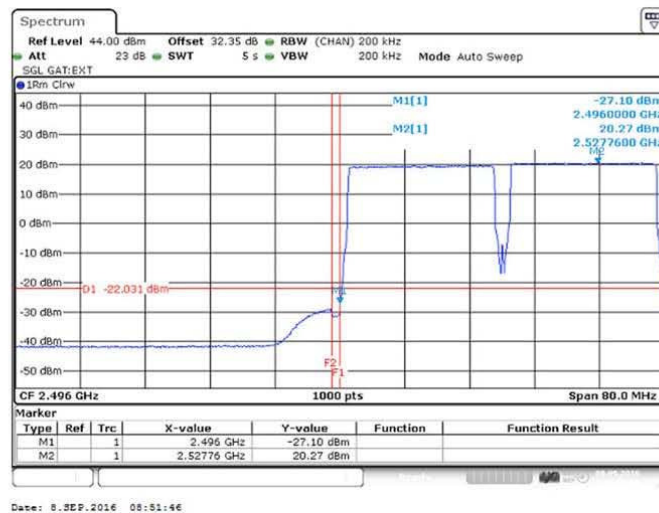


Figure 159 Spurious Emissions (Lower Band Edge) – 64QAM (2506.0/2526.0 MHz) (2 X 20 MHz Channel BW)

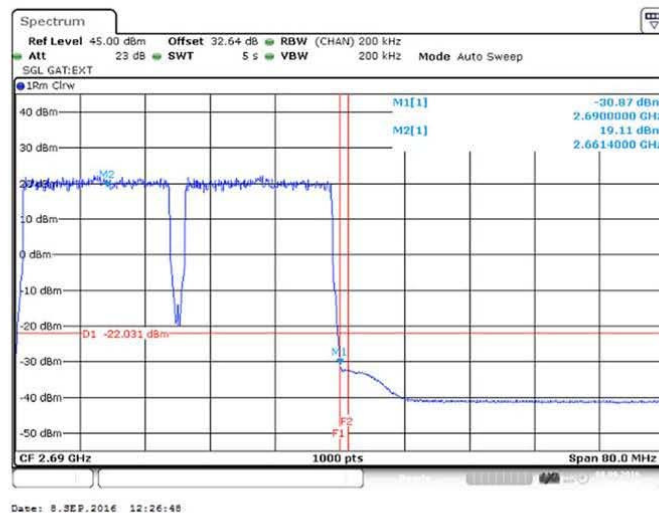


Figure 160 Spurious Emissions (Upper Band Edge) – 64QAM (2660.0/2680.0 MHz) (2 X 20 MHz Channel BW)



Product Service

FCC ID:
VBNFZHN-01

Test Report No:
D547351042

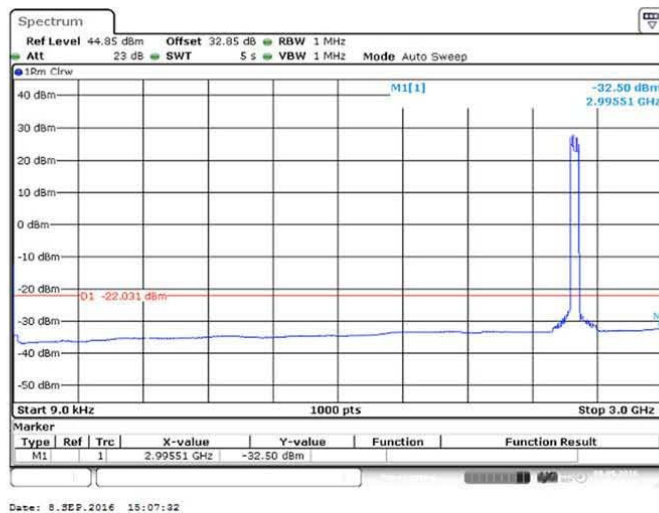


Figure 161 Spurious Emissions (9kHz – 3GHz) – 64QAM (2583.0/2603.0 MHz) (2 X 20 MHz z Channel BW)

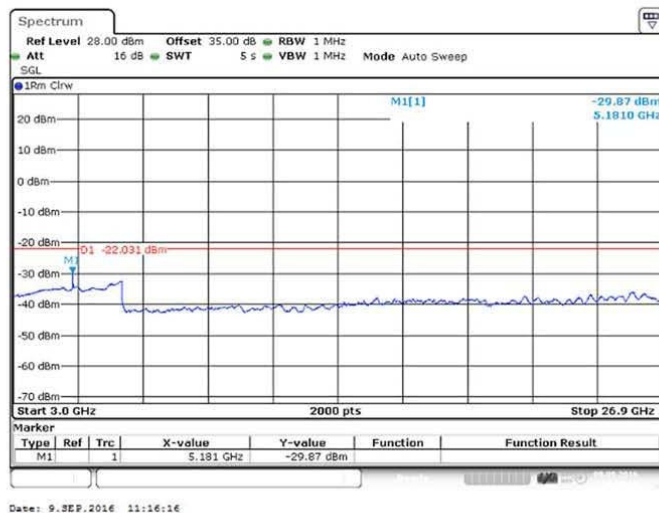


Figure 162 Spurious Emissions (3GHz – 26.900GHz) – 64QAM (2583.0/2603.0 MHz) (2 X 20 MHz Channel BW)



Product Service

FCC ID:
VBNFZHN-01

Test Report No:
D547351042

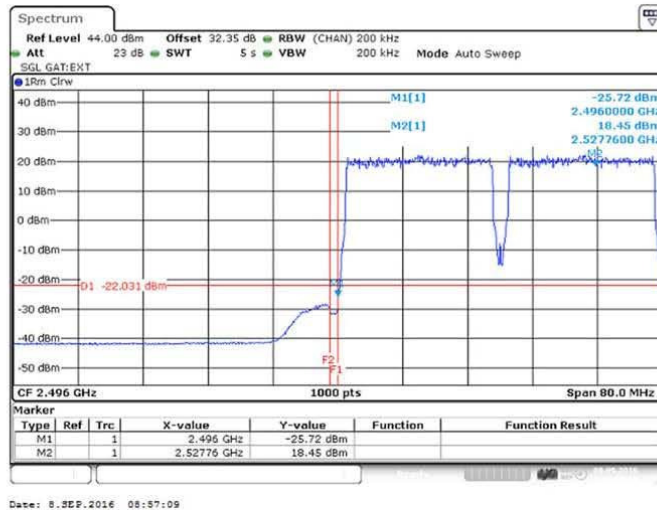


Figure 163 Spurious Emissions (Lower Band Edge) – 16QAM (2506.0/2526.0 MHz) (2 X 20 MHz Channel BW)

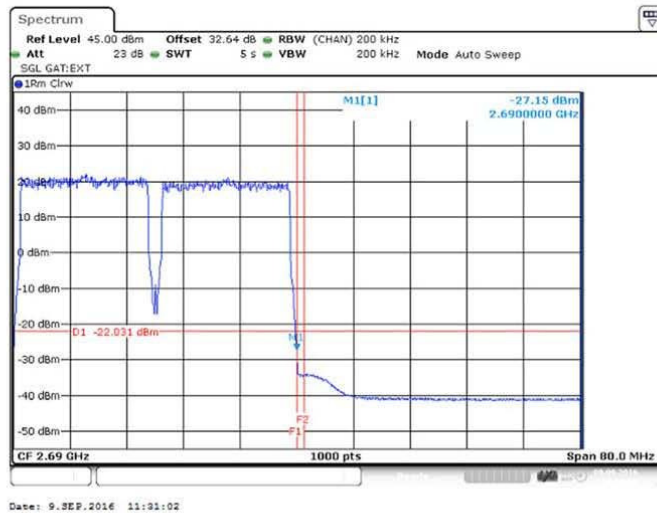


Figure 164 Spurious Emissions (Upper Band Edge) – 16QAM (2660.0/2680.0 MHz) (2 X 20 MHz Channel BW)



Product Service

FCC ID:
VBNFZHN-01

Test Report No:
D547351042

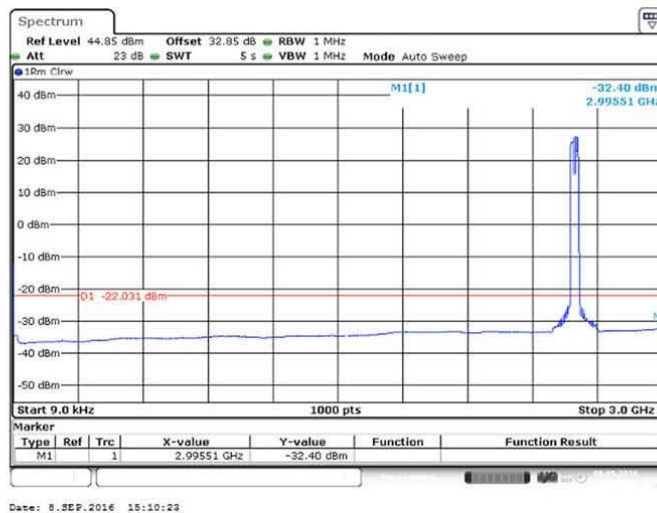


Figure 165 Spurious Emissions (9kHz – 3GHz) – 16QAM (2583.0/2603.0 MHz) (2 X 20 MHz Channel BW)

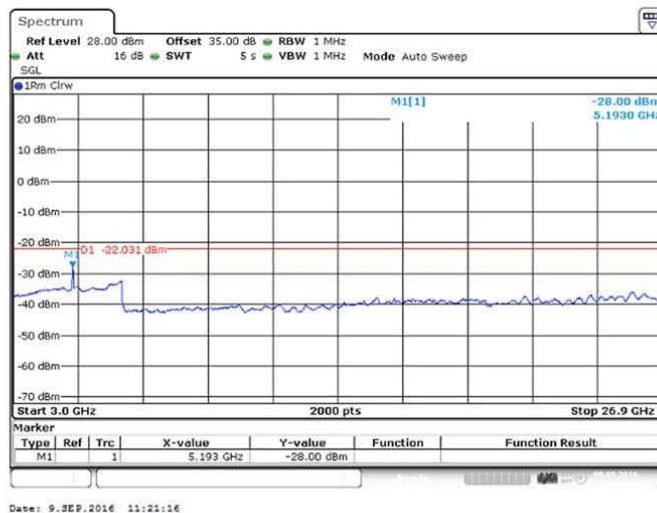


Figure 166 Spurious Emissions (3GHz – 26.900GHz) – 16QAM (2583.0/2603.0 MHz) (2 X 20 MHz Channel BW)



FCC ID:
VBNFZHN-01

Test Report No:
D547351042

Configuration C Antenna 1:

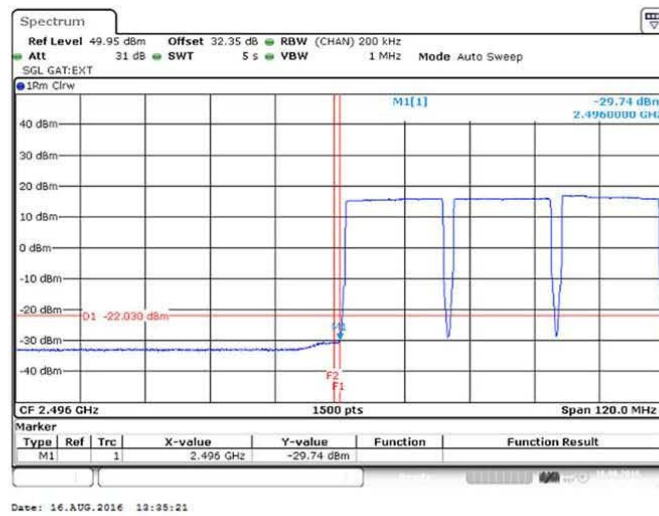


Figure 167 Spurious Emissions (Lower Band Edge) – QPSK (2506/ 2526/ 2546 MHz) (3 X 20 MHz Channel BW)

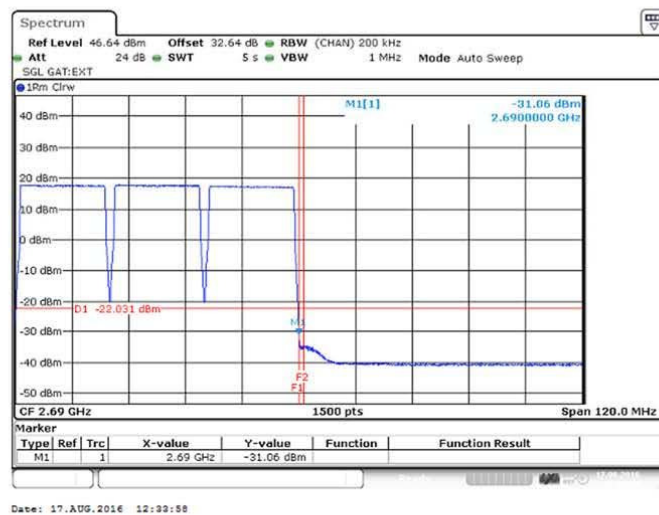


Figure 168 Spurious Emissions (Upper Band Edge) – QPSK (2640/ 2660/ 2680 MHz) (3 X 20 MHz Channel BW)



FCC ID:
VBNFZHN-01

Test Report No:
D547351042

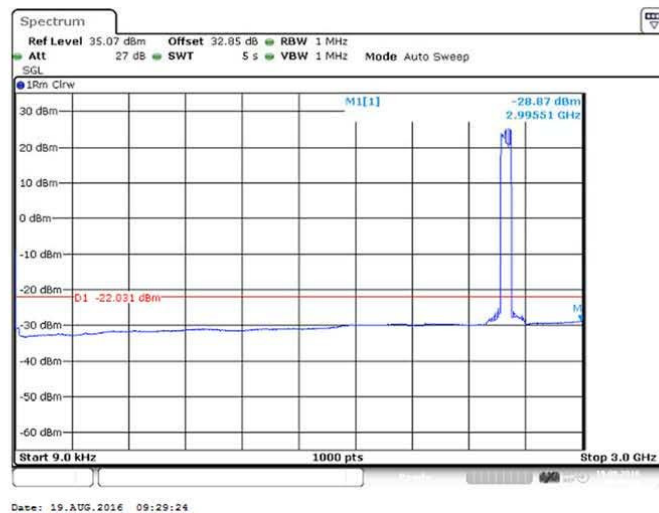


Figure 169 Spurious Emissions (9kHz – 3GHz) – QPSK (2573/ 2593/ 2613 MHz) (3 X 20 MHz Channel BW)

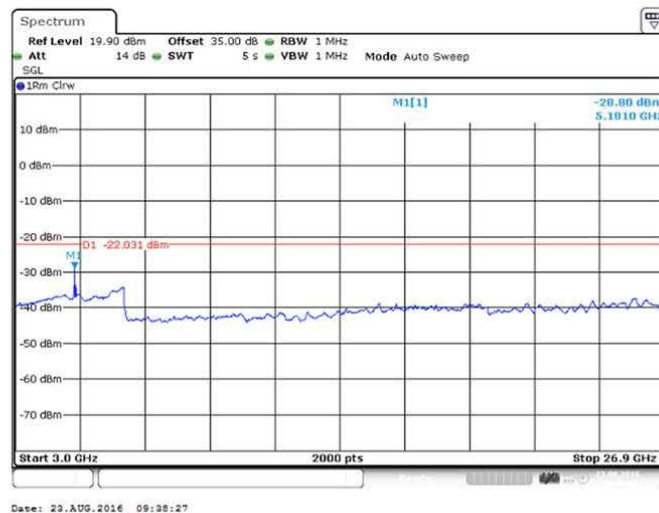


Figure 170 Spurious Emissions (3GHz – 26.900GHz) – QPSK (2573.0/2593/2613.0 MHz) (3 X 20 MHz Channel BW)



FCC ID:
VBNFZHN-01

Test Report No:
D547351042

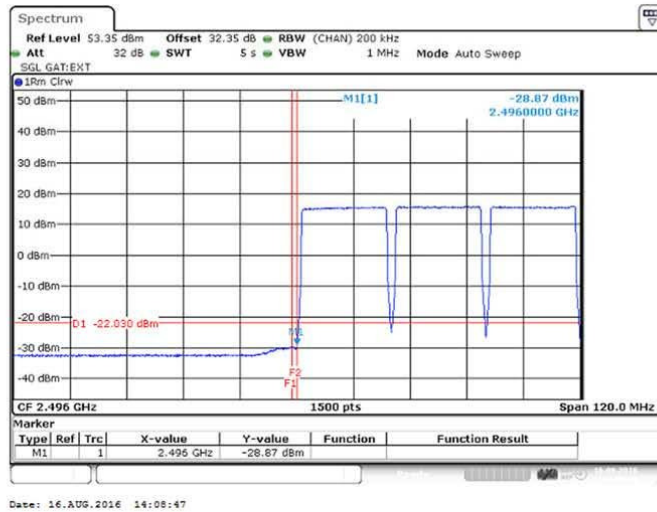


Figure 171 Spurious Emissions (Lower Band Edge) – 64QAM (2506/ 2526/ 2546 MHz) (3 X 20 MHz Channel BW)

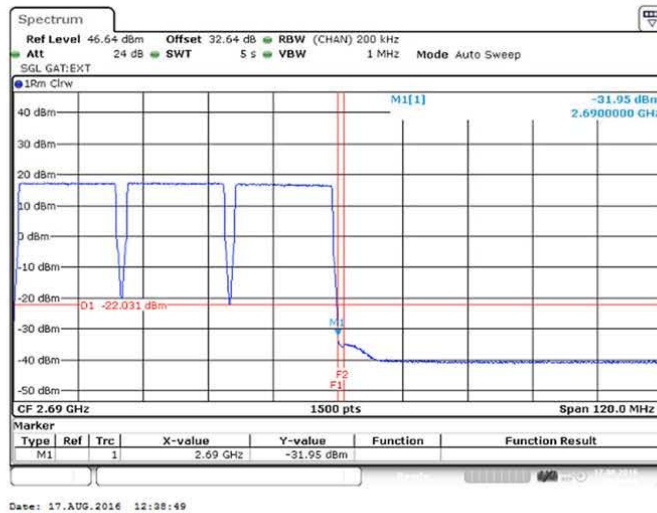


Figure 172 Spurious Emissions (Upper Band Edge) – 64QAM (2640/ 2660/ 2680 MHz) (3 X 20 MHz Channel BW)