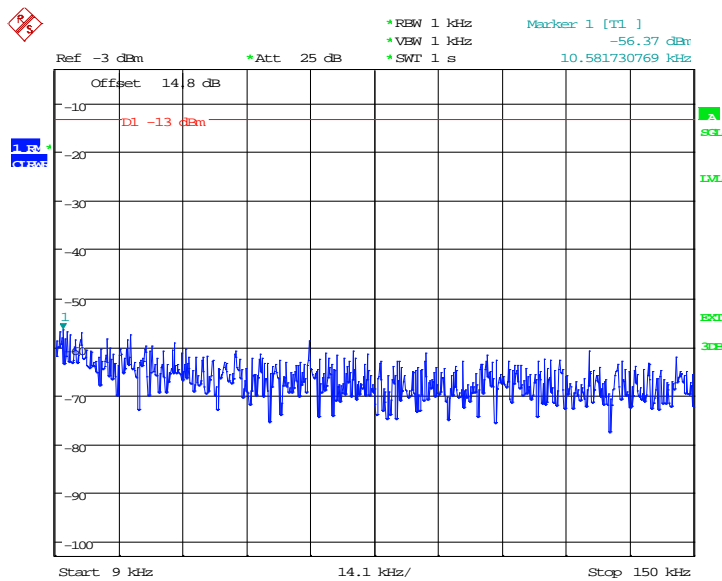


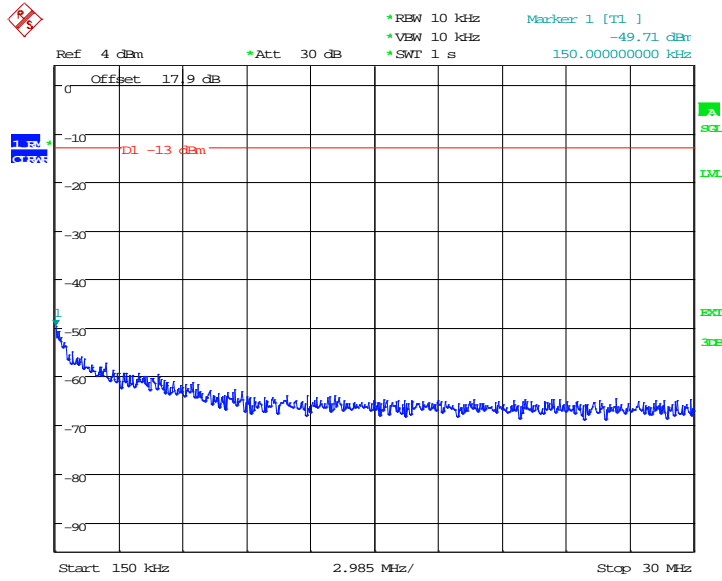
Date: 5.MAR.2013 14:33:09

**Figure 61 Spurious Emissions (Upper Band Edge) – 64QAM (2610.0 MHz)
(10MHz Channel BW)**



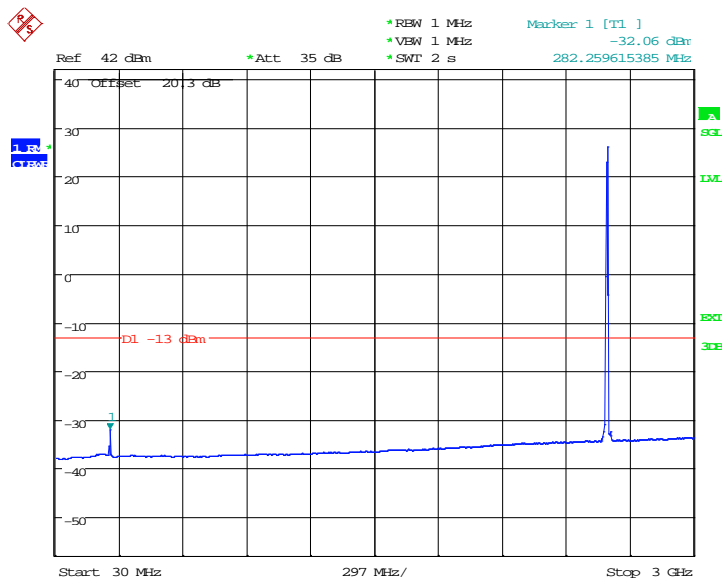
Date: 11.MAR.2013 14:34:09

**Figure 62 Spurious Emissions (9kHz – 150kHz) – 64QAM (2595.0 MHz)
(10MHz Channel BW)**



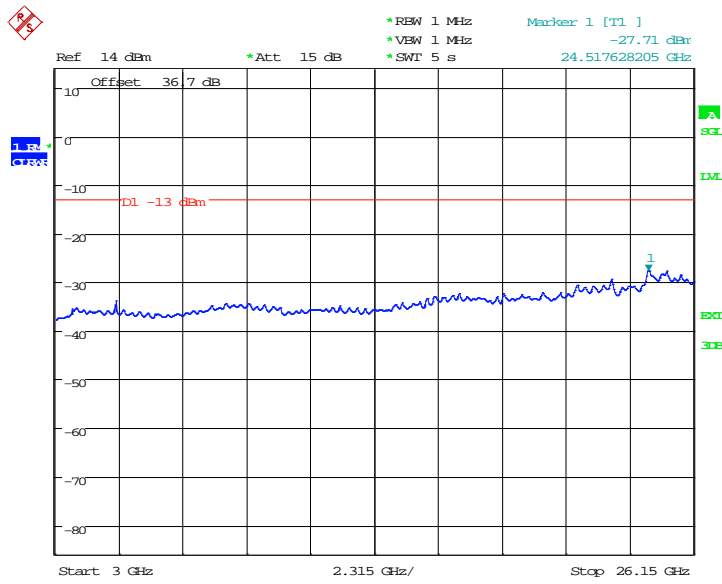
Date: 11.MAR.2013 14:34:40

**Figure 63 Spurious Emissions (150kHz – 30MHz) – 64QAM (2595.0 MHz)
(10MHz Channel BW)**



Date: 11.MAR.2013 14:35:21

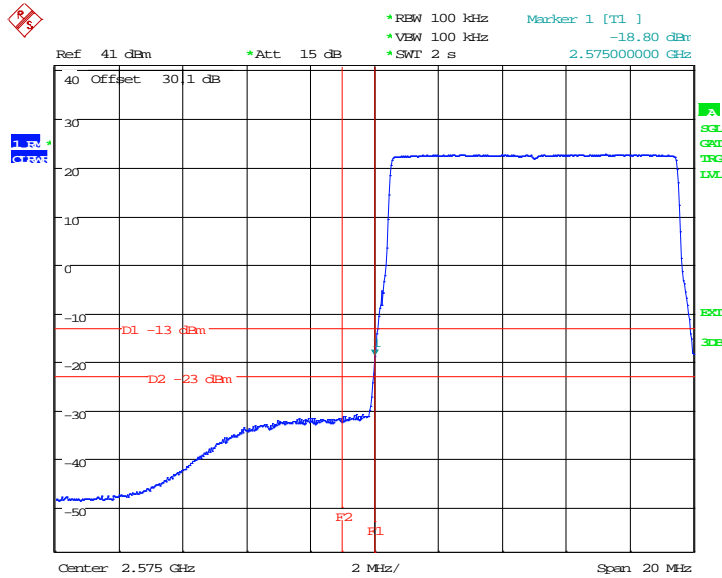
**Figure 64 Spurious Emissions (30MHz – 3GHz) – 64QAM (2595.0 MHz)
(10MHz Channel BW)**



Date: 11.MAR.2013 14:35:58

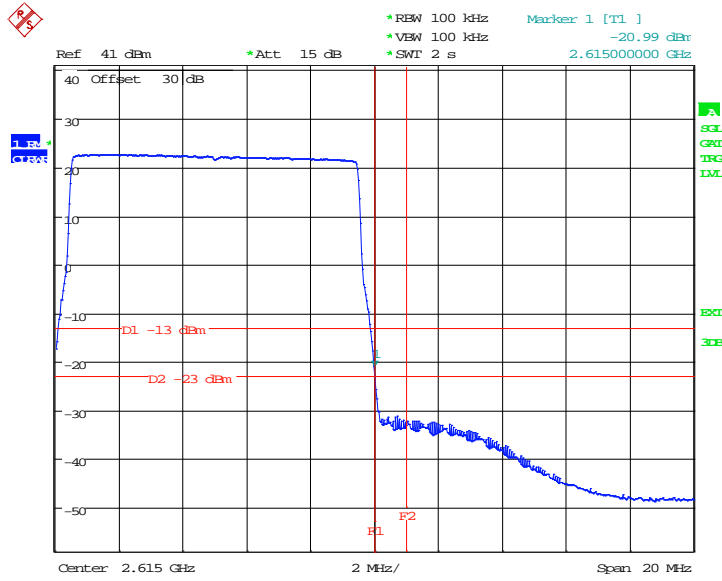
**Figure 65 Spurious Emissions (3GHz – 26.150GHz) – 64QAM (2595.0 MHz)
(10MHz Channel BW)**

Config A ANT1 + ANT2:



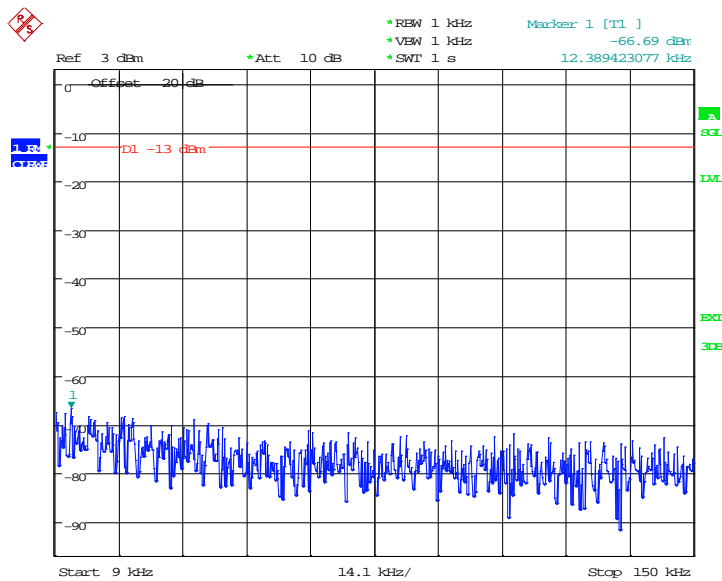
Date: 13.MAR.2013 14:37:08

**Figure 66 Spurious Emissions (Lower Band Edge) – QPSK (2580.0 MHz)
(10MHz Channel BW)**



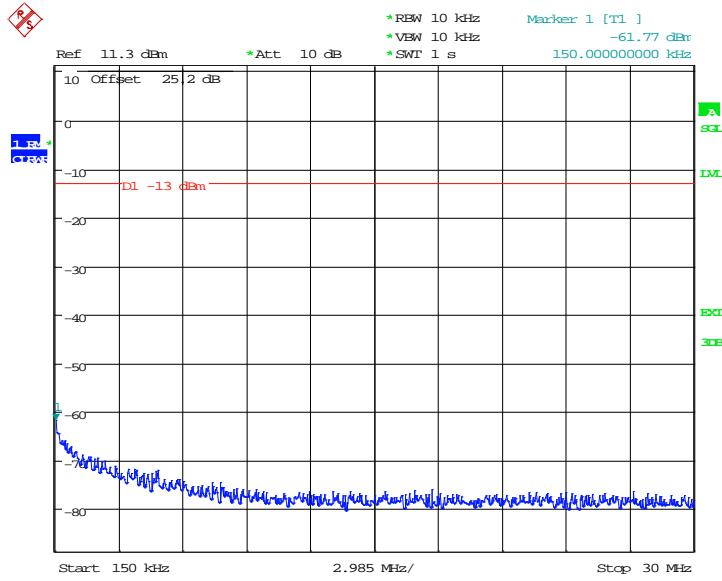
Date: 13.MAR.2013 14:43:46

**Figure 67 Spurious Emissions (Upper Band Edge) – QPSK (2610.0 MHz)
(10MHz Channel BW)**



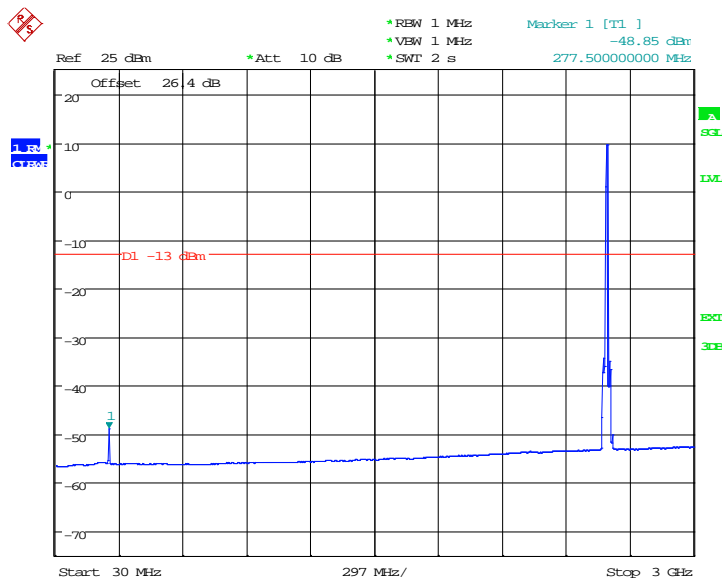
Date: 12.MAR.2013 14:10:12

**Figure 68 Spurious Emissions (9kHz – 150kHz) – QPSK (2595.0 MHz) (10MHz
Channel BW)**



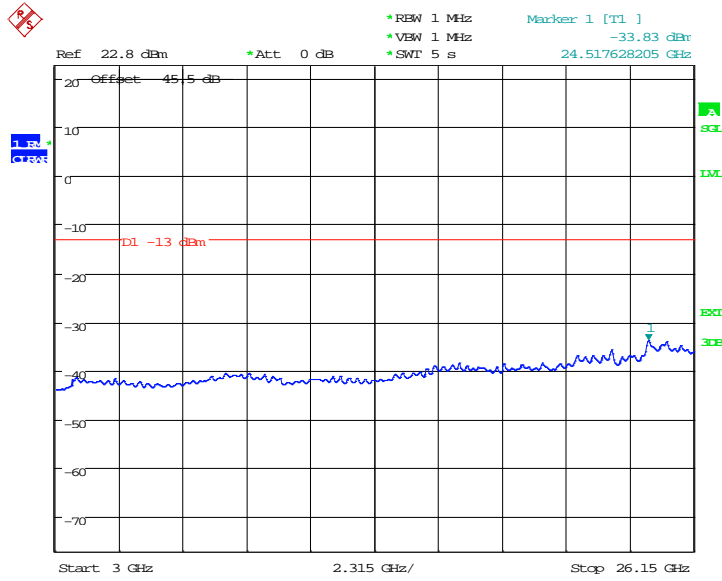
Date: 12.MAR.2013 14:09:48

**Figure 69 Spurious Emissions (150kHz – 30MHz) – QPSK (2595.0 MHz)
(10MHz Channel BW)**



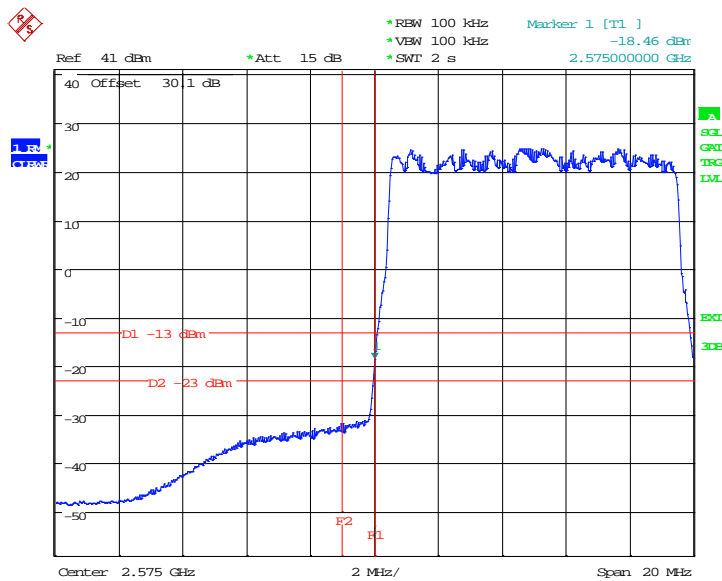
Date: 12.MAR.2013 14:10:45

**Figure 70 Spurious Emissions (30MHz – 3GHz) – QPSK (2595.0 MHz) (10MHz
Channel BW)**



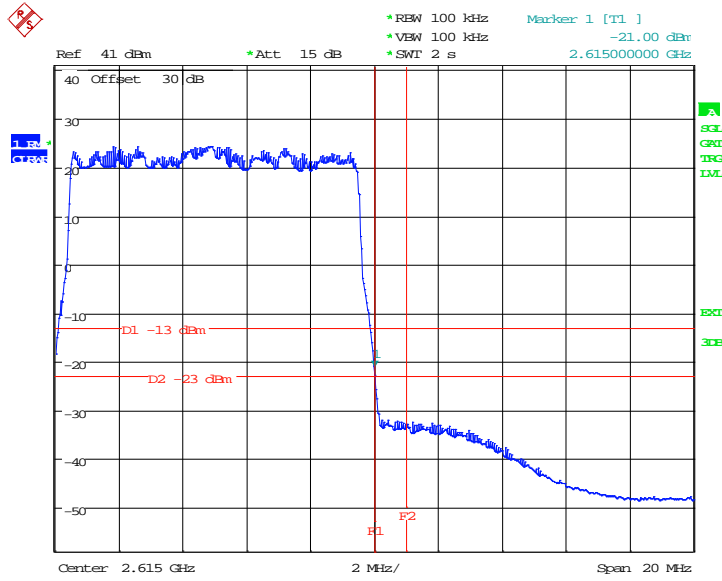
Date: 12.MAR.2013 14:11:17

Figure 71 Spurious Emissions (3GHz – 26.15GHz) – QPSK (2595.0 MHz) (10MHz Channel BW)



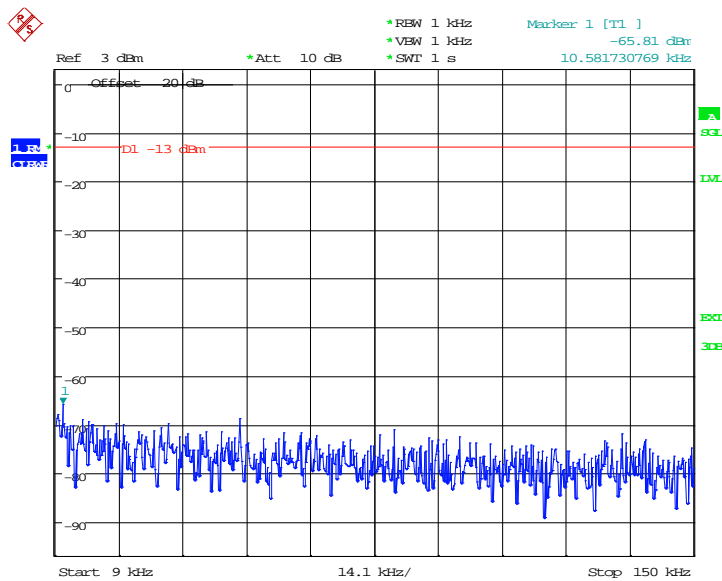
Date: 13.MAR.2013 14:46:11

Figure 72 Spurious Emissions (Lower Band Edge) – 16QAM (2580.0 MHz) (10MHz Channel BW)



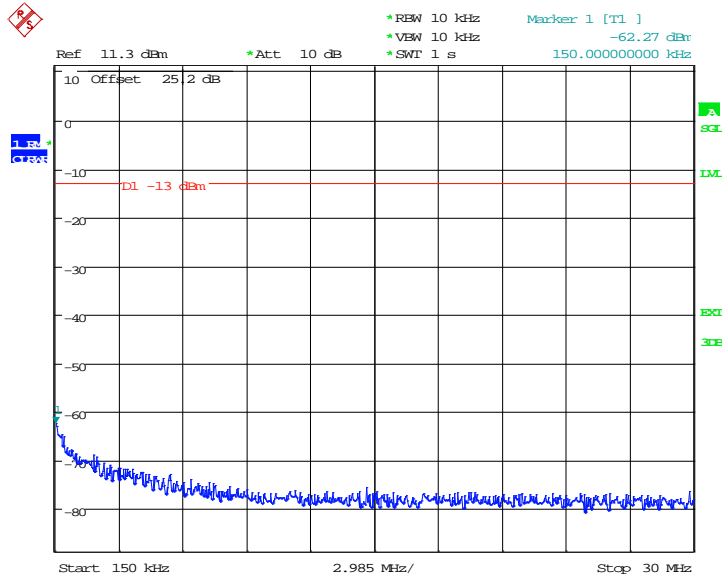
Date: 13.MAR.2013 14:56:16

**Figure 73 Spurious Emissions (Upper Band Edge) – 16QAM (2610.0 MHz)
(10MHz Channel BW)**



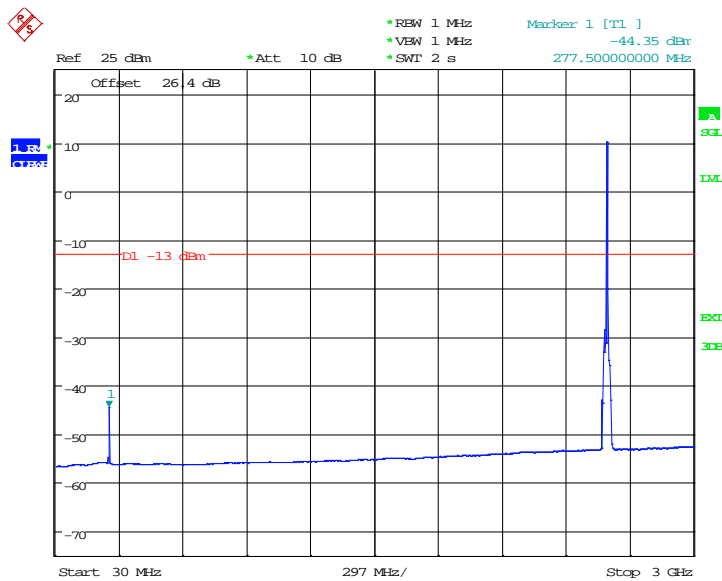
Date: 12.MAR.2013 14:13:33

**Figure 74 Spurious Emissions (9kHz – 150kHz) – 16QAM (2595.0 MHz)
(10MHz Channel BW)**



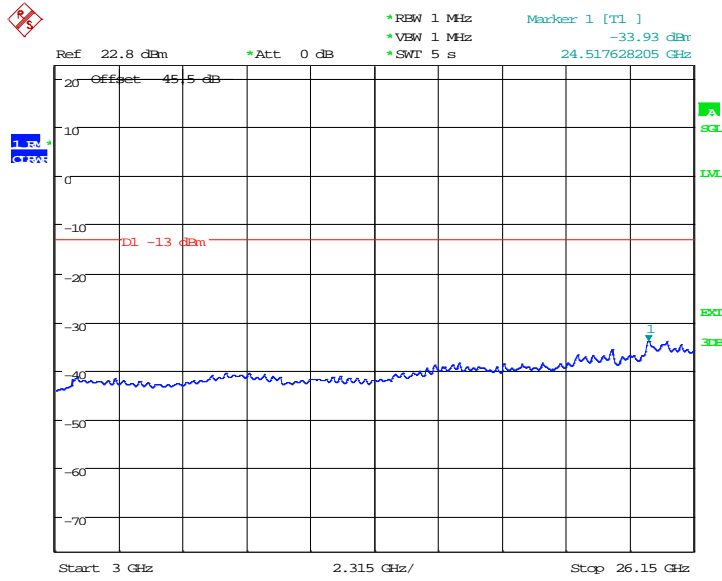
Date: 12.MAR.2013 14:13:57

Figure 75 Spurious Emissions (150kHz – 30MHz) – 16QAM (2595.0 MHz) (10MHz Channel BW)



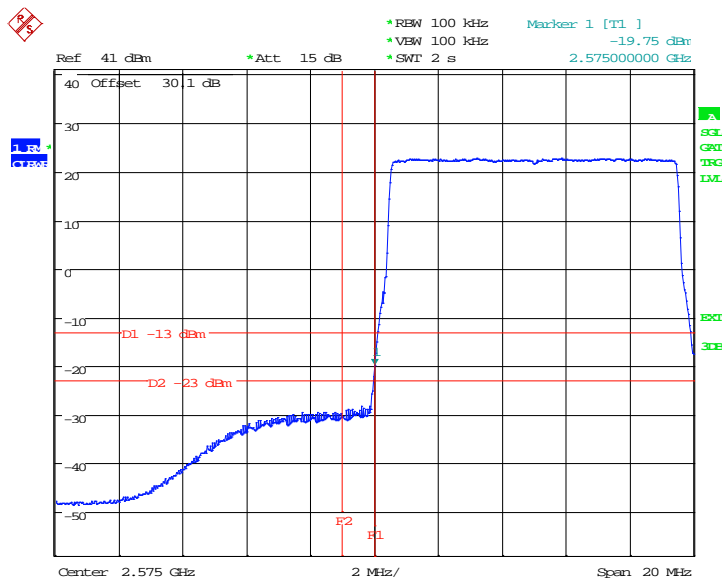
Date: 12.MAR.2013 14:14:34

Figure 76 Spurious Emissions (30MHz – 3GHz) – 16QAM (2595.0 MHz) (10MHz Channel BW)



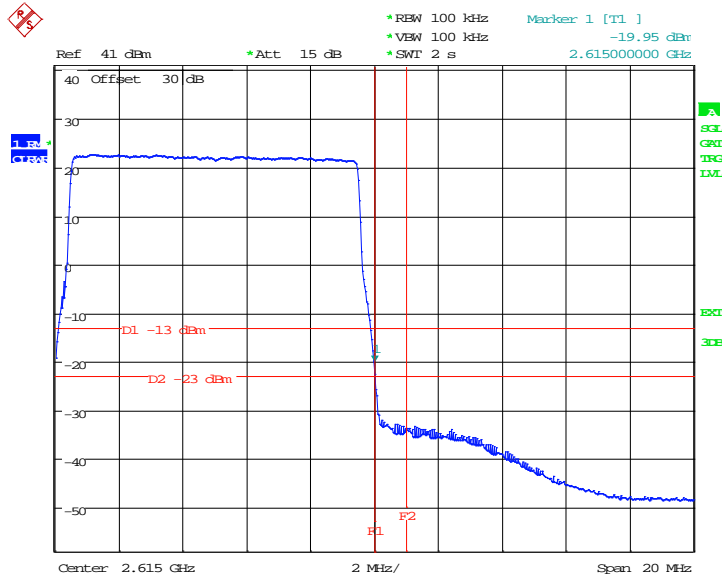
Date: 12.MAR.2013 14:15:17

Figure 77 Spurious Emissions (3GHz – 26.15GHz) – 16QAM (2595.0 MHz) (10MHz Channel BW)



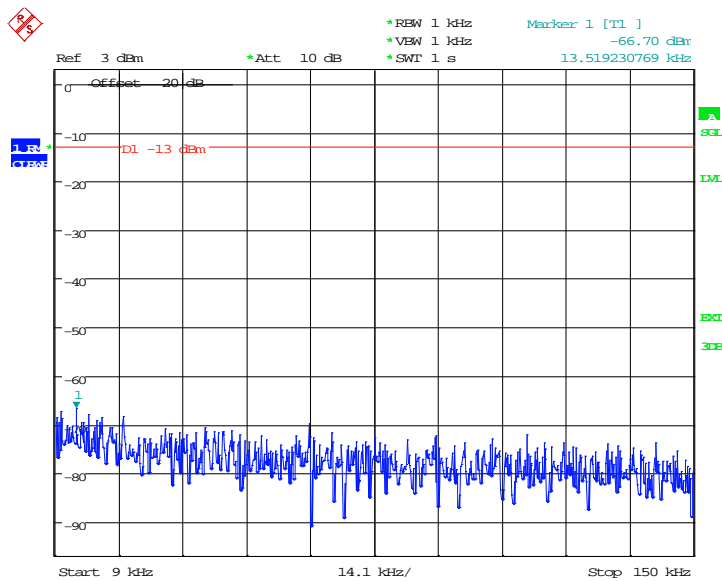
Date: 13.MAR.2013 15:00:14

Figure 78 Spurious Emissions (Lower Band Edge) – 64QAM (2580.0 MHz) (10MHz Channel BW)



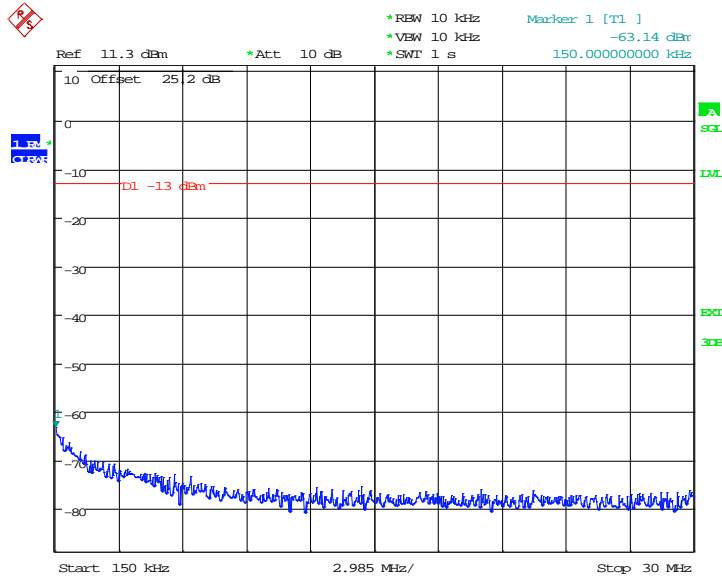
Date: 13.MAR.2013 15:03:11

**Figure 79 Spurious Emissions (Upper Band Edge) – 64QAM (2610.0 MHz)
(10MHz Channel BW)**



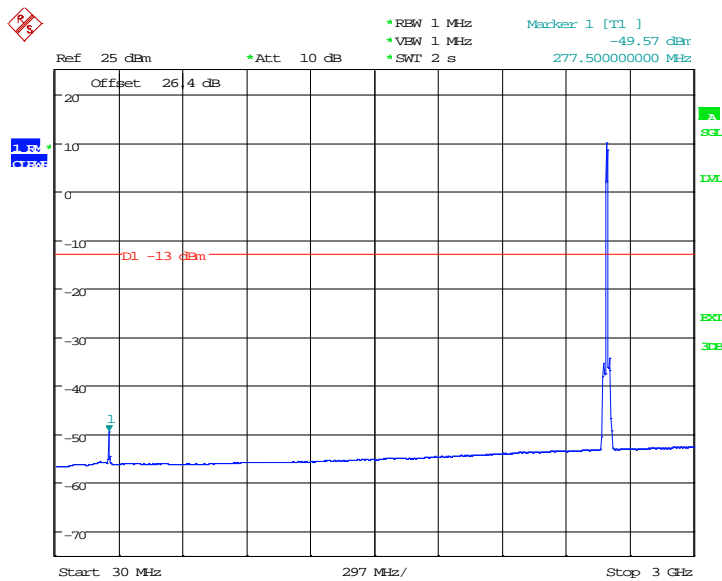
Date: 12.MAR.2013 14:17:27

**Figure 80 Spurious Emissions (9kHz – 150kHz) – 64QAM (2595.0 MHz)
(10MHz Channel BW)**



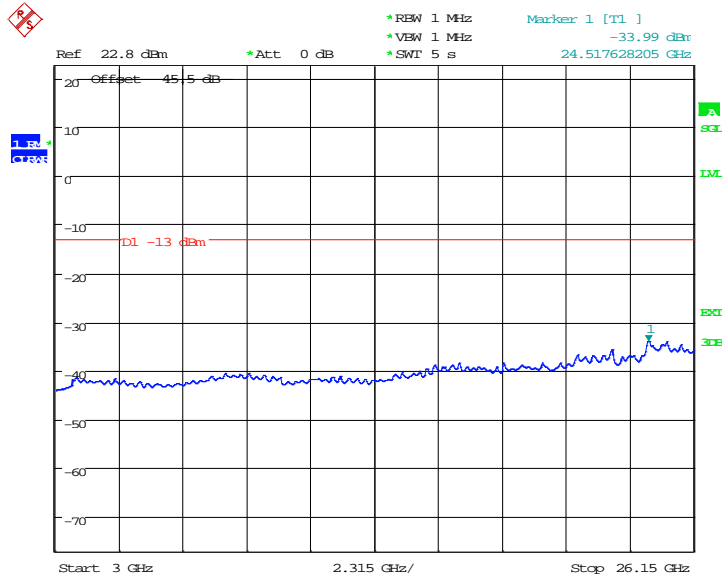
Date: 12.MAR.2013 14:17:52

**Figure 81 Spurious Emissions (150kHz – 30MHz) – 64QAM (2595.0 MHz)
(10MHz Channel BW)**



Date: 12.MAR.2013 14:18:27

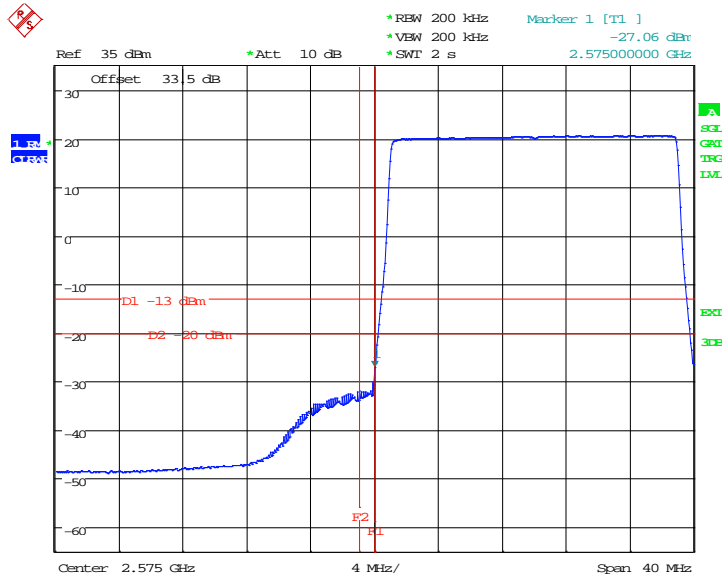
**Figure 82 Spurious Emissions (30MHz – 3GHz) – 64QAM (2595.0 MHz)
(10MHz Channel BW)**



Date: 12.MAR.2013 14:19:00

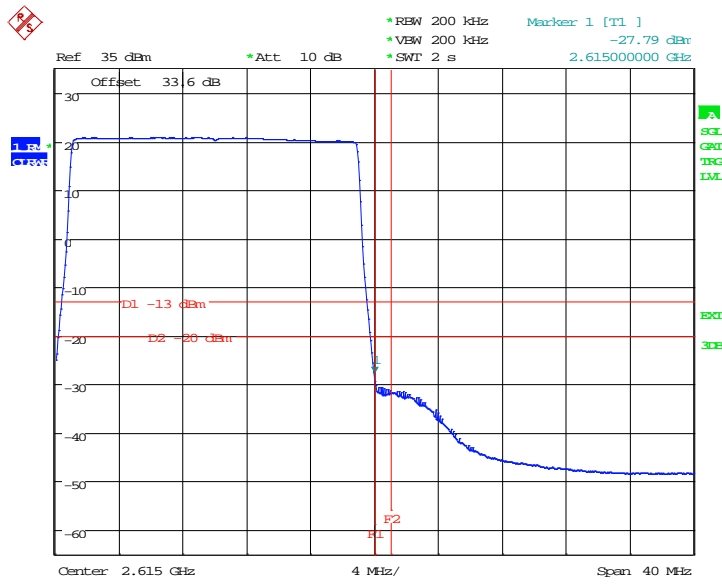
**Figure 83 Spurious Emissions (3GHz – 26.150GHz) – 64QAM (2595.0 MHz)
(10MHz Channel BW)**

Config B ANT1:



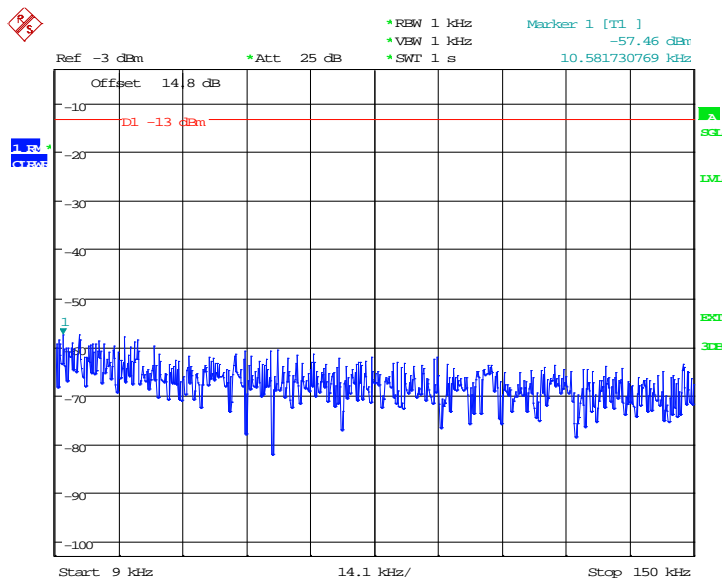
Date: 5.MAR.2013 12:19:45

**Figure 84 Spurious Emissions (Lower Band Edge) – QPSK (2585.0 MHz)
(20MHz Channel BW)**



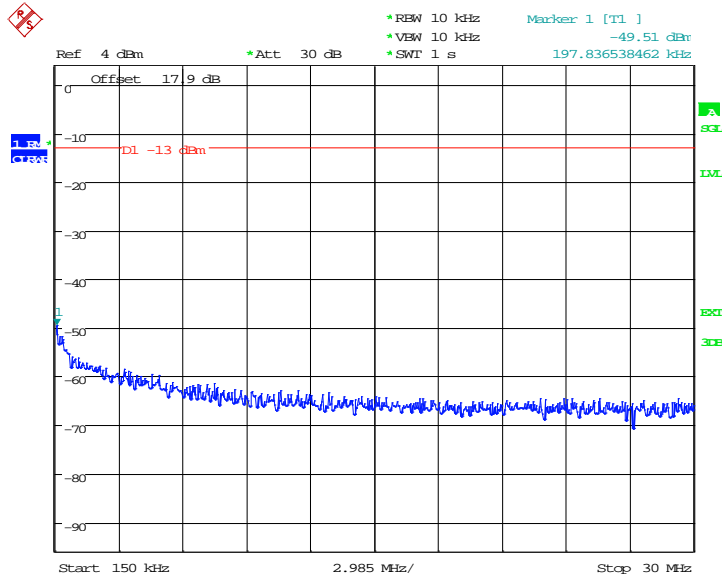
Date: 5.MAR.2013 12:39:40

**Figure 85 Spurious Emissions (Upper Band Edge) – QPSK (2605.0 MHz)
(20MHz Channel BW)**



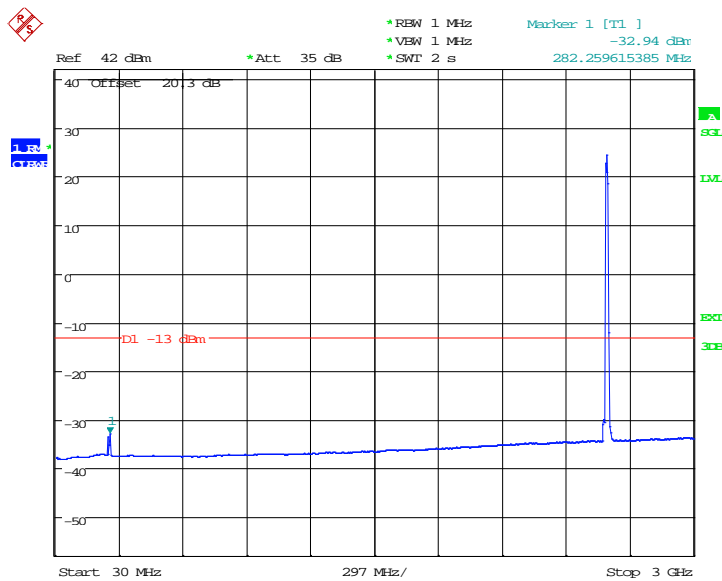
Date: 11.MAR.2013 15:08:25

**Figure 86 Spurious Emissions (9kHz – 150kHz) - QPSK (2595.0 MHz) (20MHz
Channel BW)**



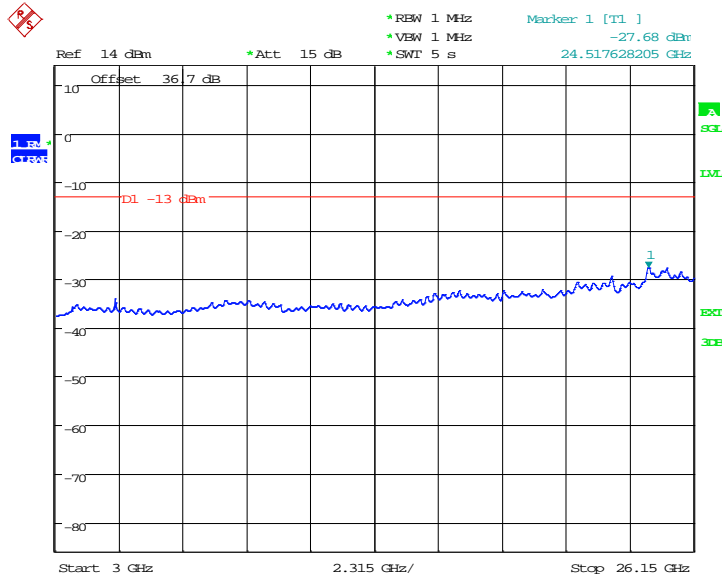
Date: 11.MAR.2013 15:08:54

Figure 87 Spurious Emissions (150kHz – 30MHz) – QPSK (2595.0 MHz) (20MHz Channel BW)



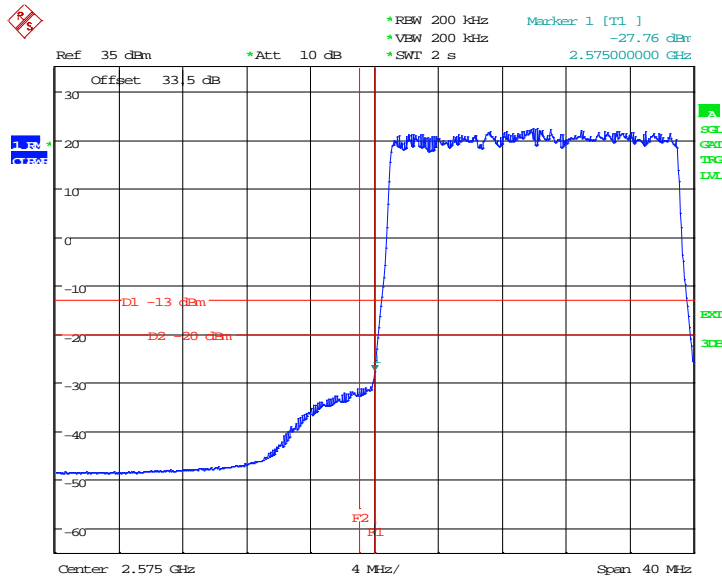
Date: 11.MAR.2013 15:09:49

Figure 88 Spurious Emissions (30MHz – 3GHz) – QPSK (2595.0 MHz) (20MHz Channel BW)



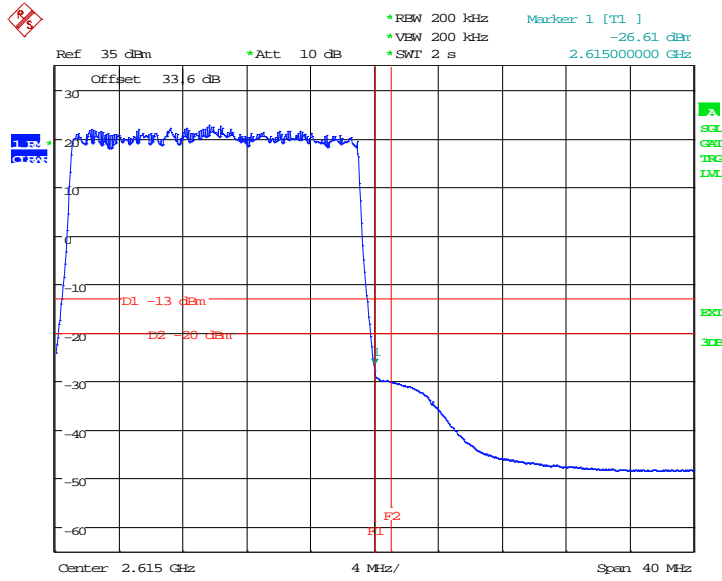
Date: 11.MAR.2013 15:10:50

**Figure 89 Spurious Emissions (3GHz – 26.15GHz) – QPSK (2595.0 MHz)
(20MHz Channel BW)**



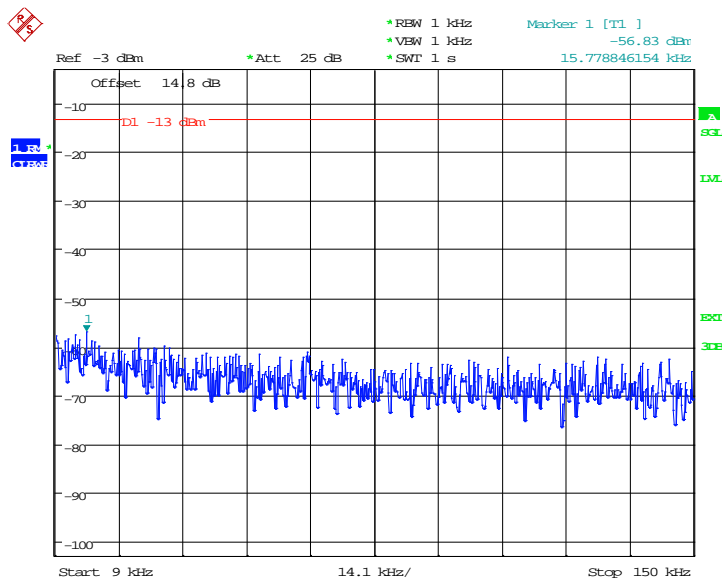
Date: 5.MAR.2013 13:07:01

**Figure 90 Spurious Emissions (Lower Band Edge) – 16QAM (2585.0 MHz)
(20MHz Channel BW)**



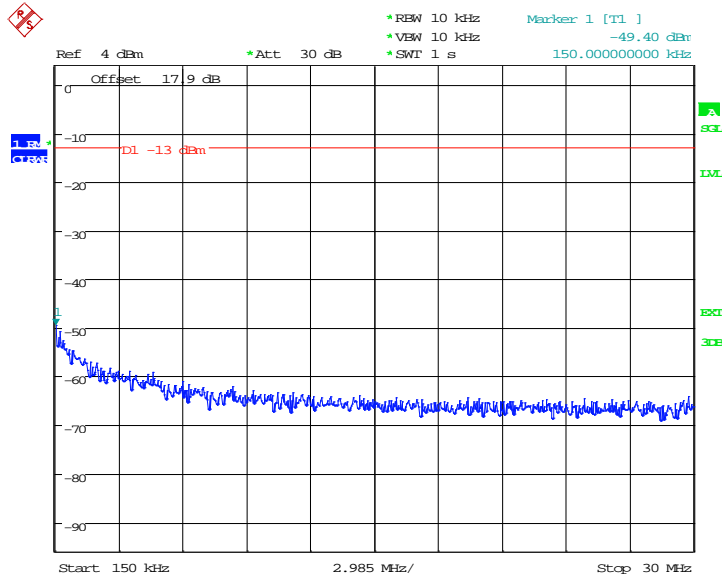
Date: 5.MAR.2013 13:13:34

**Figure 91 Spurious Emissions (Upper Band Edge) – 16QAM (2605.0 MHz)
(20MHz Channel BW)**



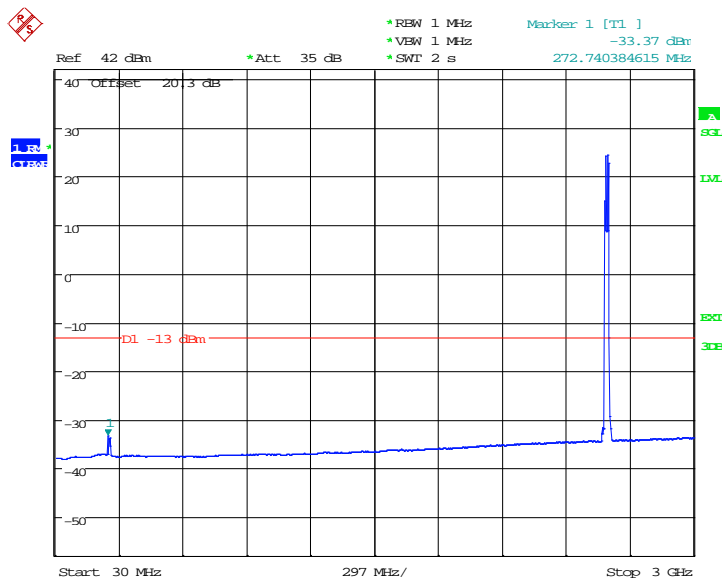
Date: 11.MAR.2013 15:11:54

**Figure 92 Spurious Emissions (9kHz – 150kHz) – 16QAM (2595.0 MHz)
(20MHz Channel BW)**



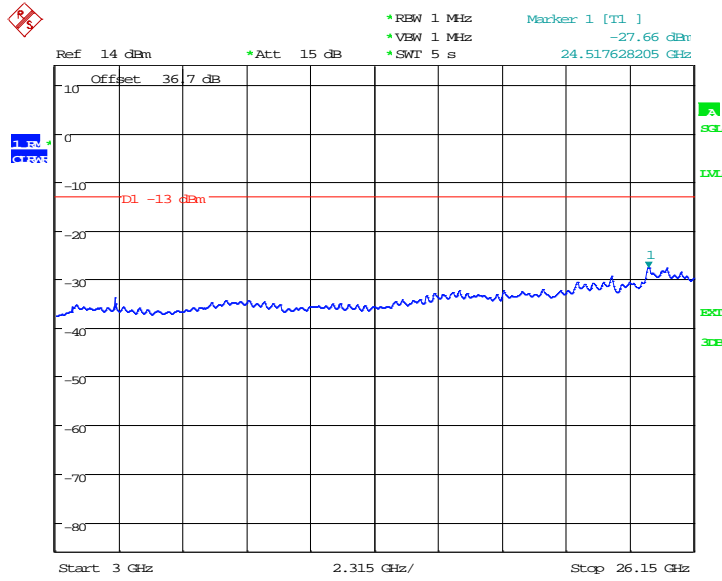
Date: 11.MAR.2013 15:12:18

**Figure 93 Spurious Emissions (150kHz – 30MHz) – 16QAM (2595.0 MHz)
(20MHz Channel BW)**



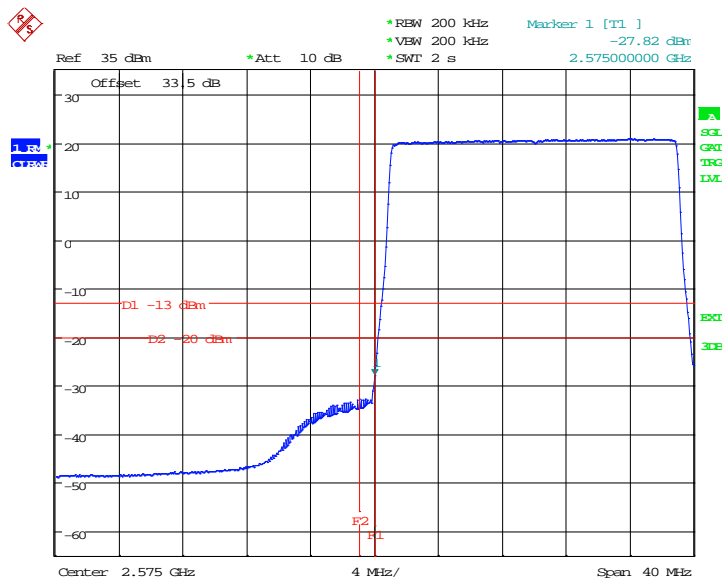
Date: 11.MAR.2013 15:12:46

**Figure 94 Spurious Emissions (30MHz – 3GHz) – 16QAM (2595.0 MHz)
(20MHz Channel BW)**



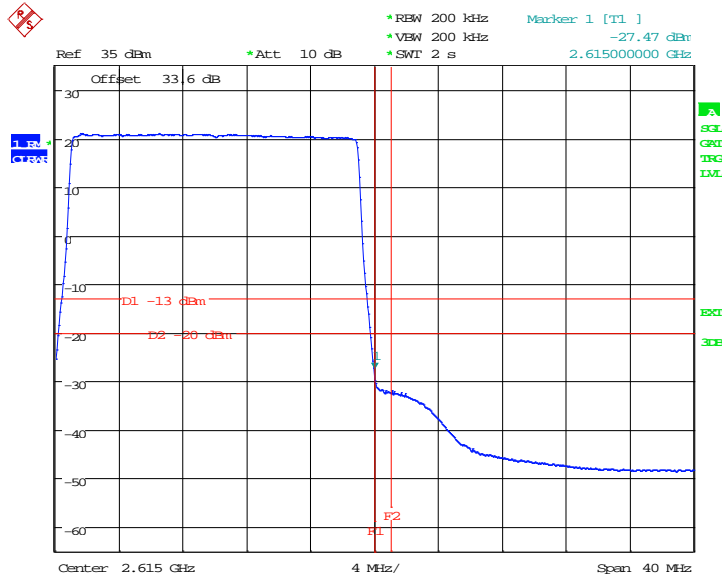
Date: 11.MAR.2013 15:13:16

Figure 95 Spurious Emissions (3GHz – 26.150GHz) – 16QAM (2595.0 MHz) (20MHz Channel BW)



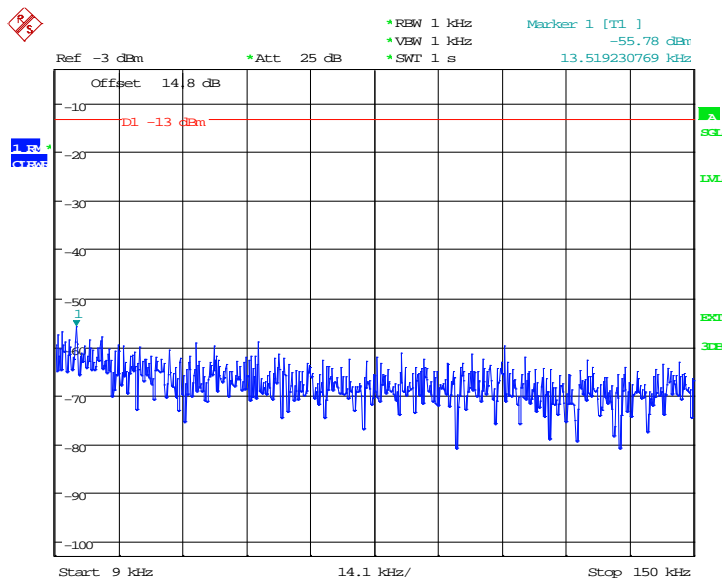
Date: 5.MAR.2013 13:17:49

Figure 96 Spurious Emissions (Lower Band Edge) – 64QAM (2585.0 MHz) (20MHz Channel BW)



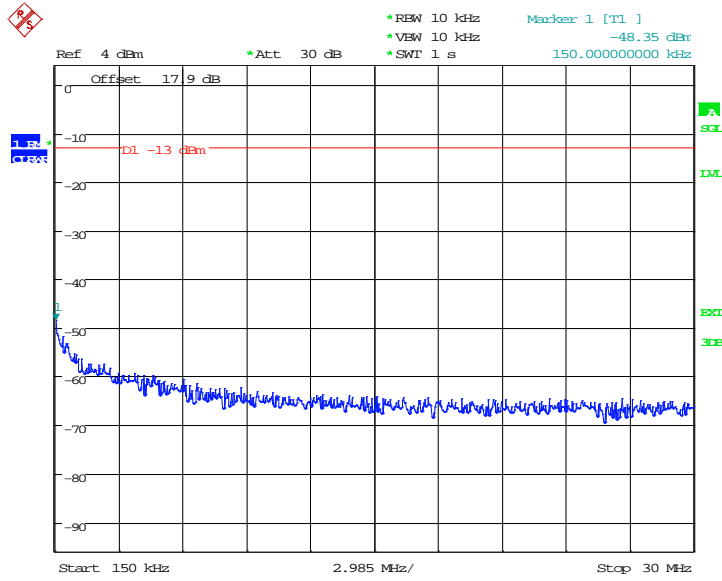
Date: 5.MAR.2013 13:23:31

**Figure 97 Spurious Emissions (Upper Band Edge) – 64QAM (2605.0 MHz)
(20MHz Channel BW)**



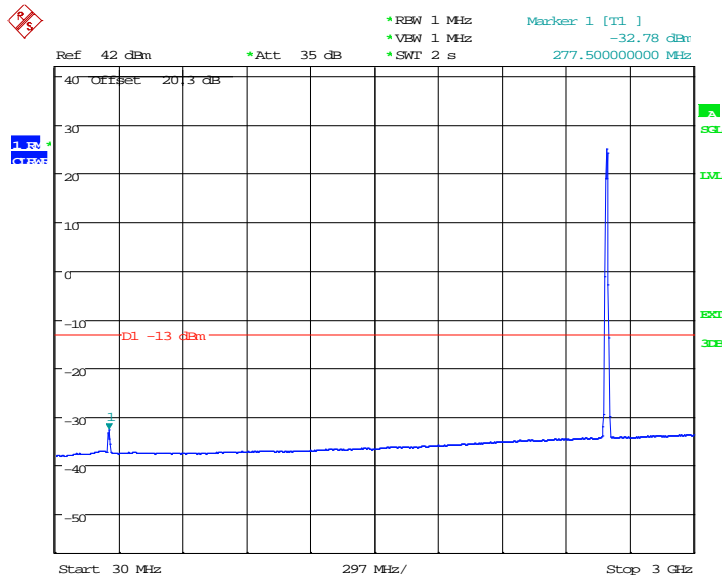
Date: 11.MAR.2013 15:15:35

**Figure 98 Spurious Emissions (9kHz – 150kHz) – 64QAM (2595.0 MHz)
(20MHz Channel BW)**



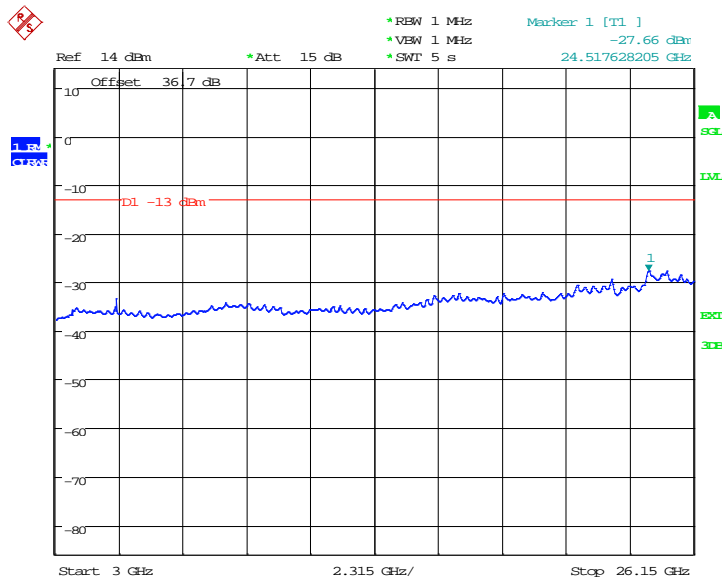
Date: 11.MAR.2013 15:15:59

**Figure 99 Spurious Emissions (150kHz – 30MHz) – 64QAM (2595.0 MHz)
(20MHz Channel BW)**



Date: 11.MAR.2013 15:16:35

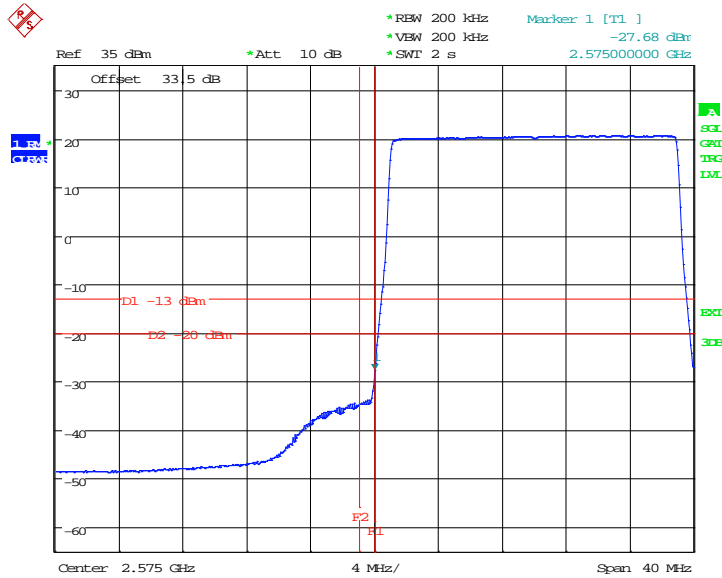
**Figure 100 Spurious Emissions (30MHz – 3GHz) – 64QAM (2595.0 MHz)
(20MHz Channel BW)**



Date: 11.MAR.2013 15:17:12

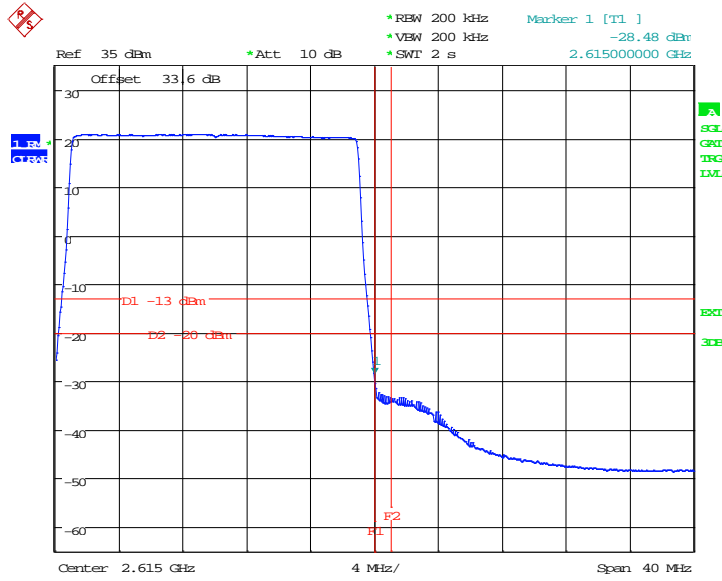
**Figure 101 Spurious Emissions (3GHz – 26.150GHz) – 64QAM (2595.0 MHz)
(20MHz Channel BW)**

Config B ANT2:



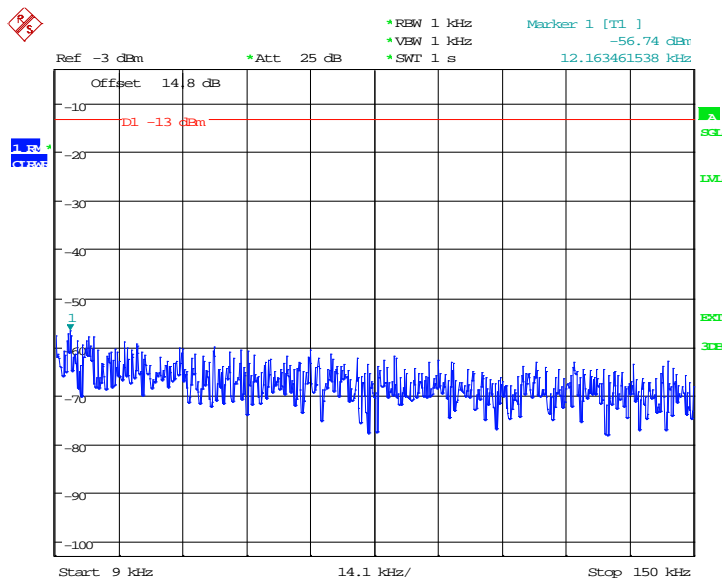
Date: 5.MAR.2013 13:29:44

**Figure 102 Spurious Emissions (Lower Band Edge) – QPSK (2585.0 MHz)
(20MHz Channel BW)**



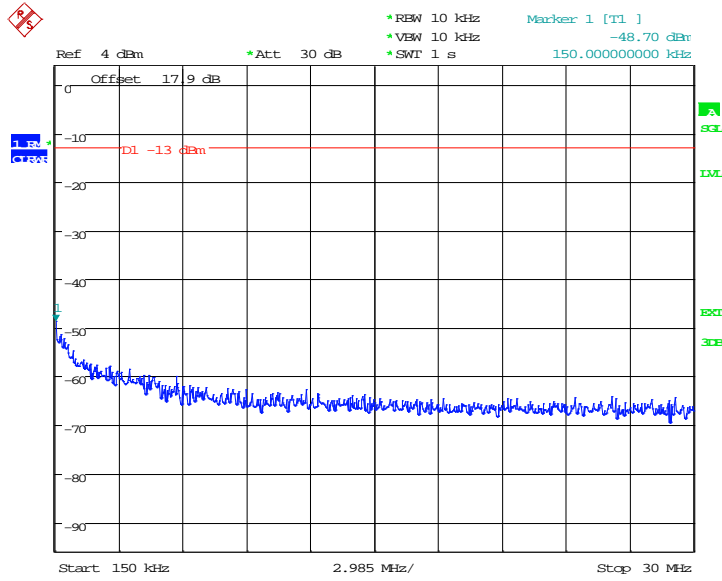
Date: 5.MAR.2013 13:33:09

**Figure 103 Spurious Emissions (Upper Band Edge) – QPSK (2605.0 MHz)
(20MHz Channel BW)**



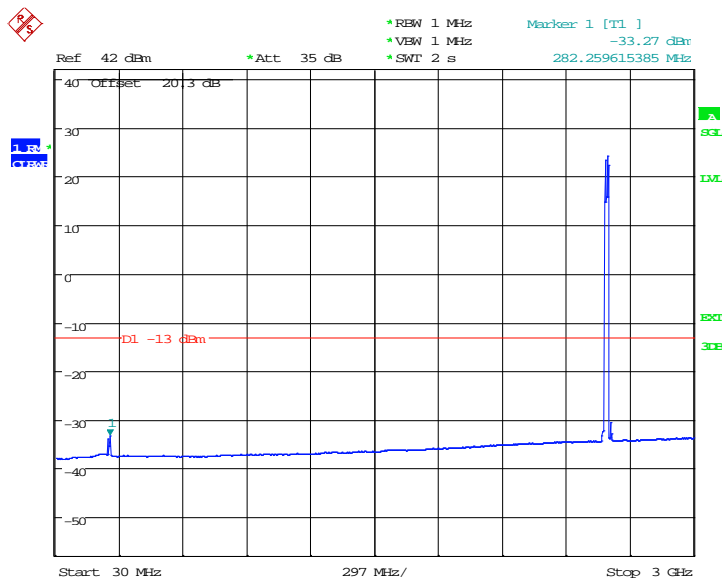
Date: 11.MAR.2013 14:54:29

**Figure 104 Spurious Emissions (9kHz – 150kHz) – QPSK (2595.0 MHz)
(20MHz Channel BW)**



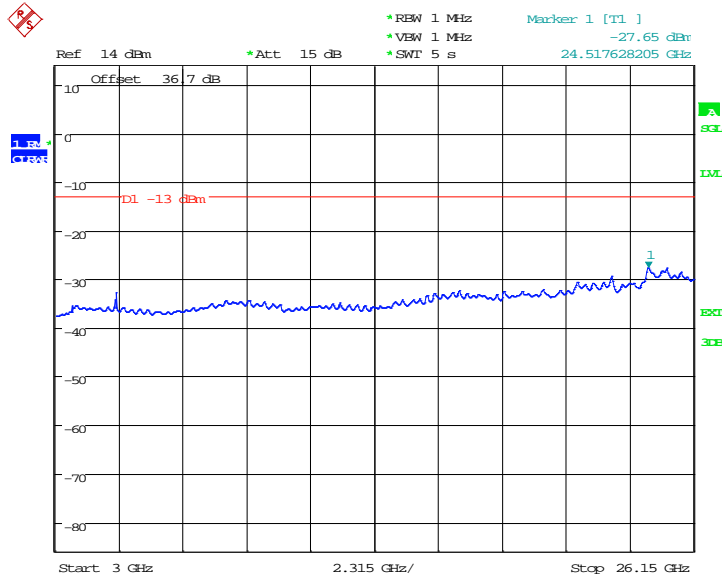
Date: 11.MAR.2013 14:55:04

**Figure 105 Spurious Emissions (150kHz – 30MHz) – QPSK (2595.0 MHz)
(20MHz Channel BW)**



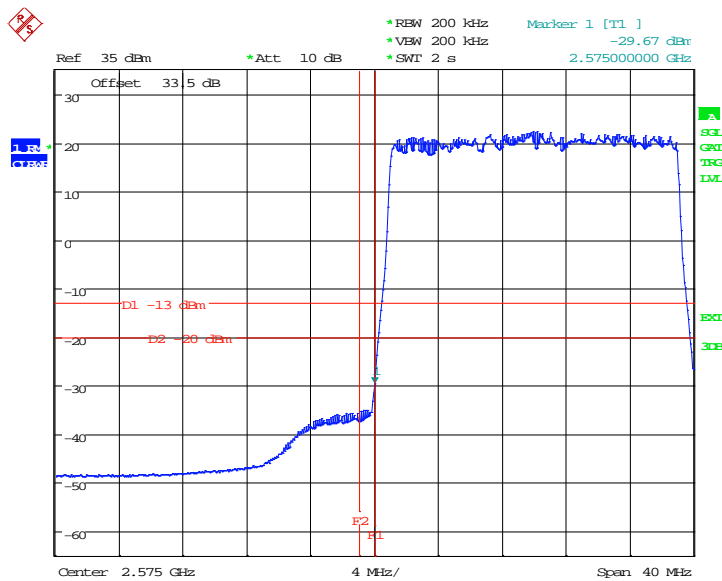
Date: 11.MAR.2013 14:55:38

**Figure 106 Spurious Emissions (30MHz – 3GHz) – QPSK (2595.0 MHz)
(20MHz Channel BW)**



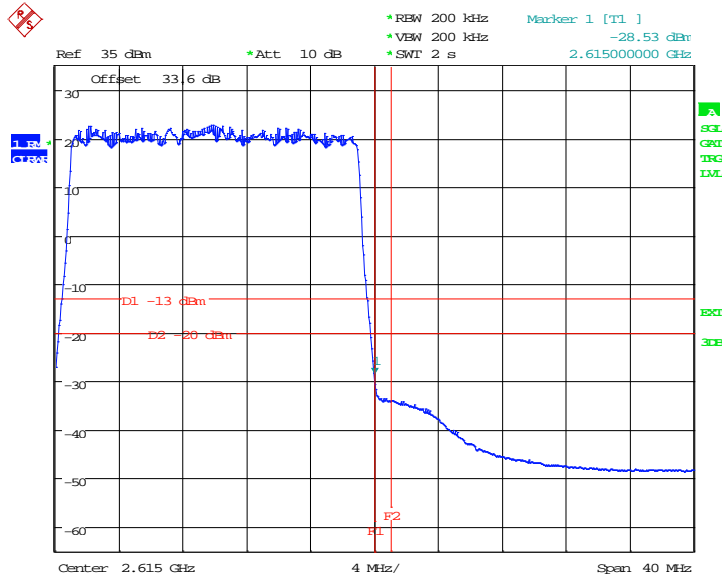
Date: 11.MAR.2013 14:56:24

**Figure 107 Spurious Emissions (3GHz – 26.150GHz) – QPSK (2595.0 MHz)
(20MHz Channel BW)**



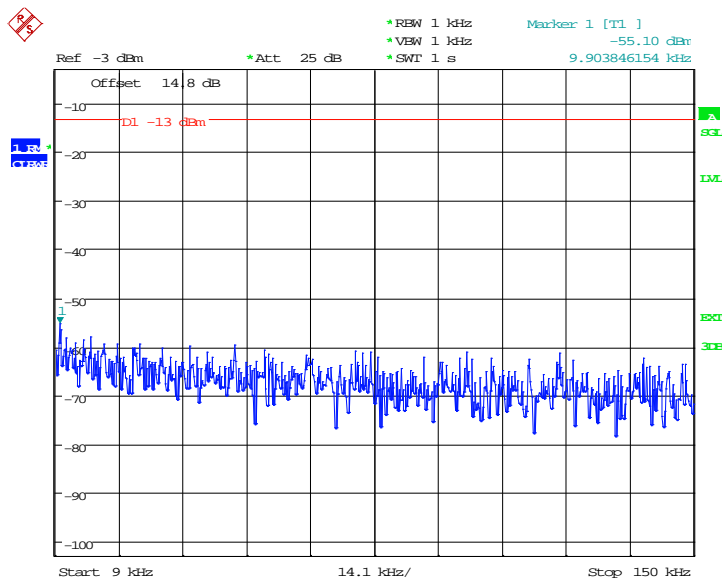
Date: 5.MAR.2013 13:35:33

**Figure 108 Spurious Emissions (Lower Band Edge)– 16QAM (2585.0 MHz)
(20MHz Channel BW)**



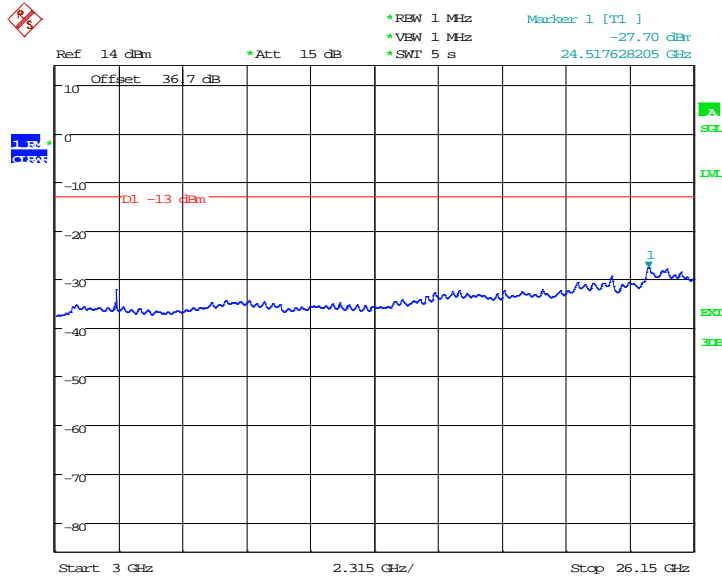
Date: 5.MAR.2013 13:38:57

**Figure 109 Spurious Emissions (Upper Band Edge) – 16QAM (2605.0 MHz)
(20MHz Channel BW)**



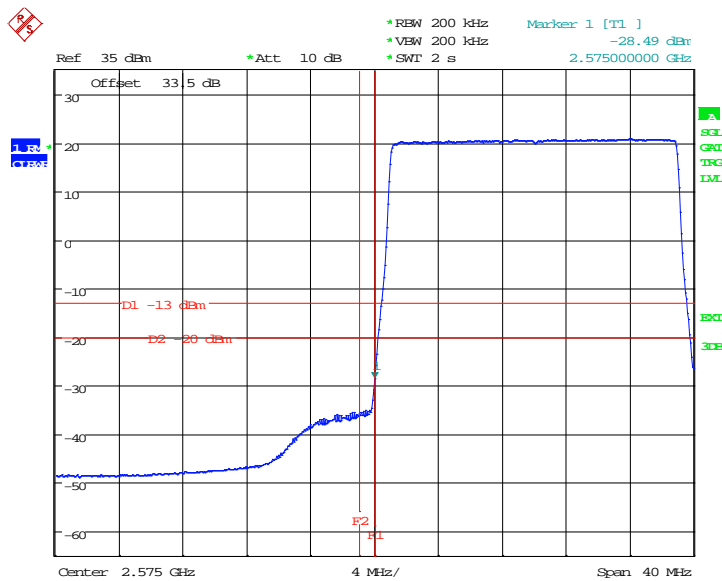
Date: 11.MAR.2013 14:58:49

**Figure 110 Spurious Emissions (9kHz – 150kHz) – 16QAM (2595.0 MHz)
(20MHz Channel BW)**



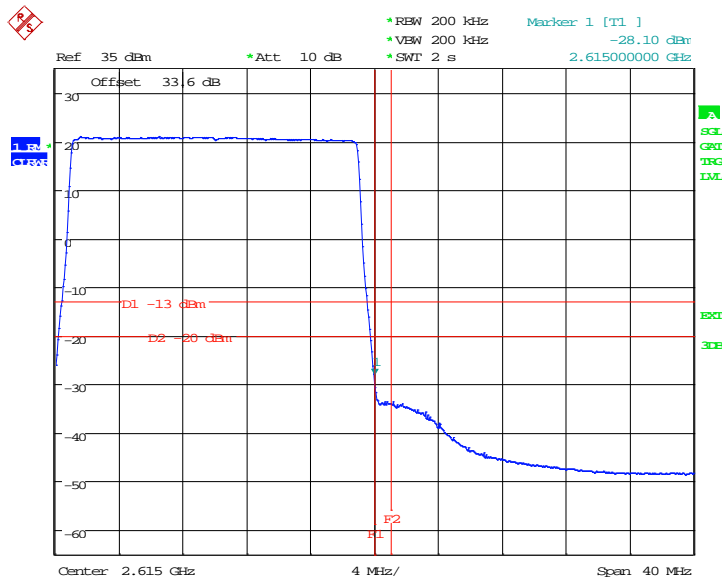
Date: 11.MAR.2013 15:00:47

Figure 113 Spurious Emissions (3GHz – 26.150GHz) – 16QAM (2595.0 MHz) (20MHz Channel BW)



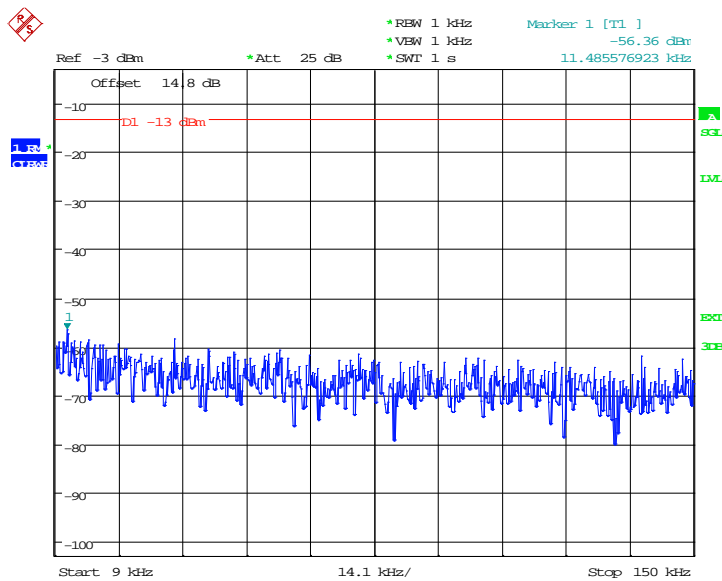
Date: 5.MAR.2013 13:41:24

Figure 114 Spurious Emissions (Lower Band Edge) – 64QAM (2585.0 MHz) (20MHz Channel BW)



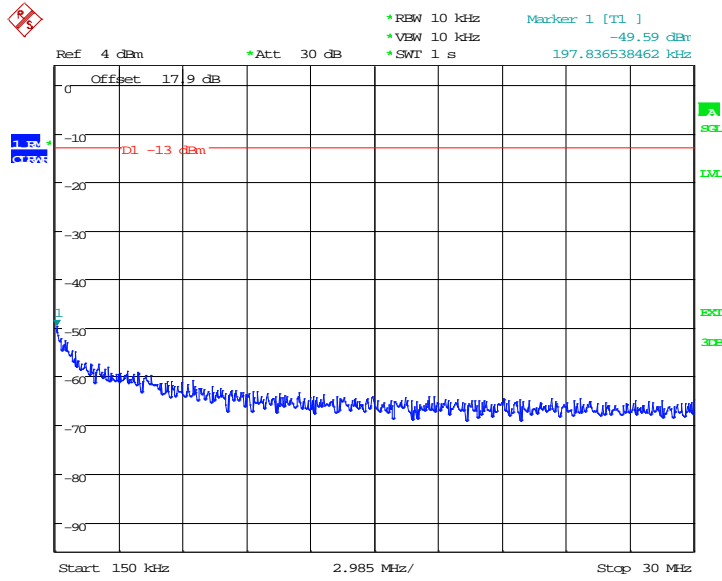
Date: 5.MAR.2013 13:44:50

**Figure 115 Spurious Emissions (Upper Band Edge) – 64QAM (2605.0 MHz)
(20MHz Channel BW)**



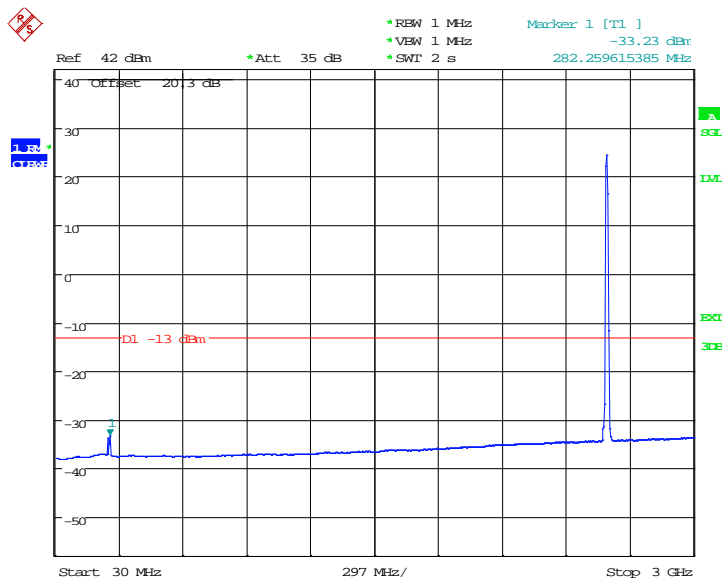
Date: 11.MAR.2013 15:03:03

**Figure 116 Spurious Emissions (9kHz – 150kHz) – 64QAM (2595.0 MHz)
(20MHz Channel BW)**



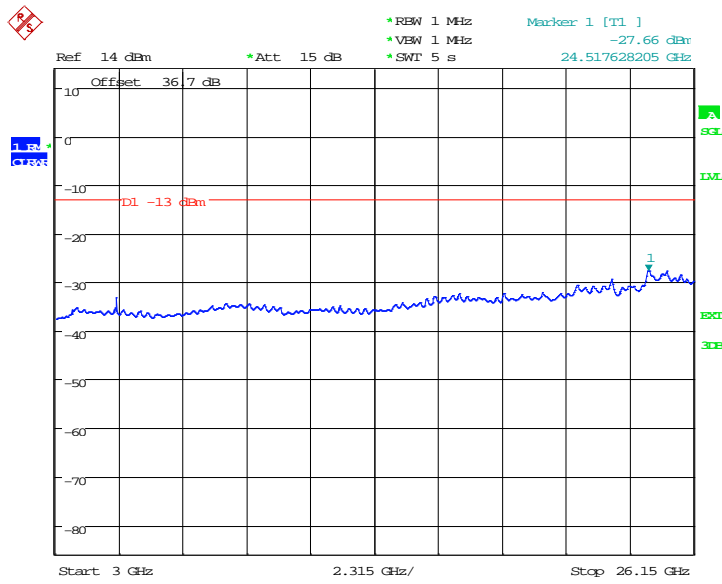
Date: 11.MAR.2013 15:03:27

**Figure 117 Spurious Emissions (150kHz – 30MHz) – 64QAM (2595.0 MHz)
(20MHz Channel BW)**



Date: 11.MAR.2013 15:04:25

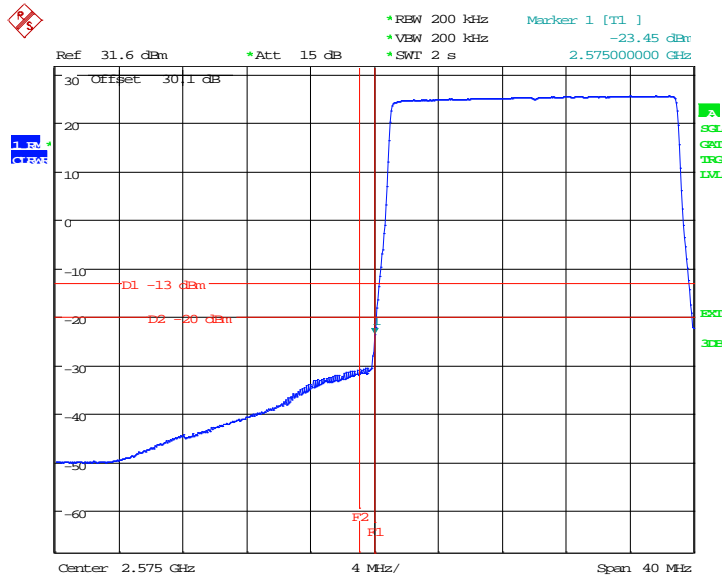
**Figure 118 Spurious Emissions (30MHz – 3GHz) – 64QAM (2595.0 MHz)
(20MHz Channel BW)**



Date: 11.MAR.2013 15:05:01

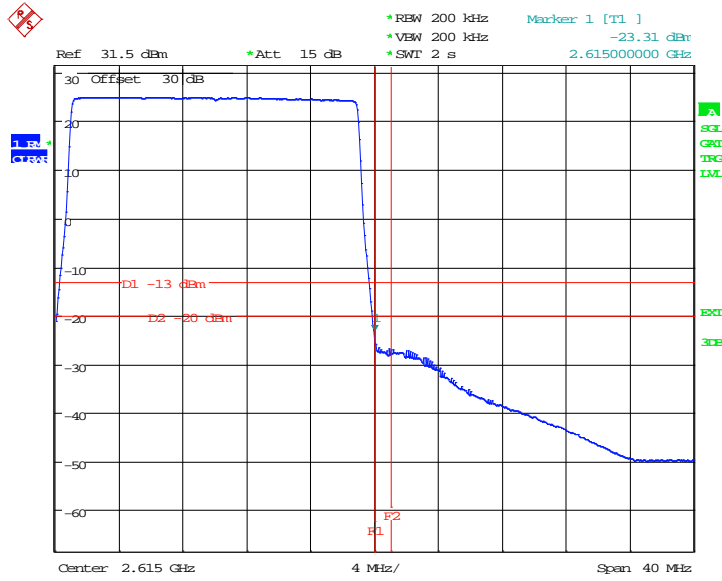
**Figure 119 Spurious Emissions (3GHz – 26.150GHz) – 64QAM (2595.0 MHz)
(20MHz Channel BW)**

Config B ANT1 + ANT2:



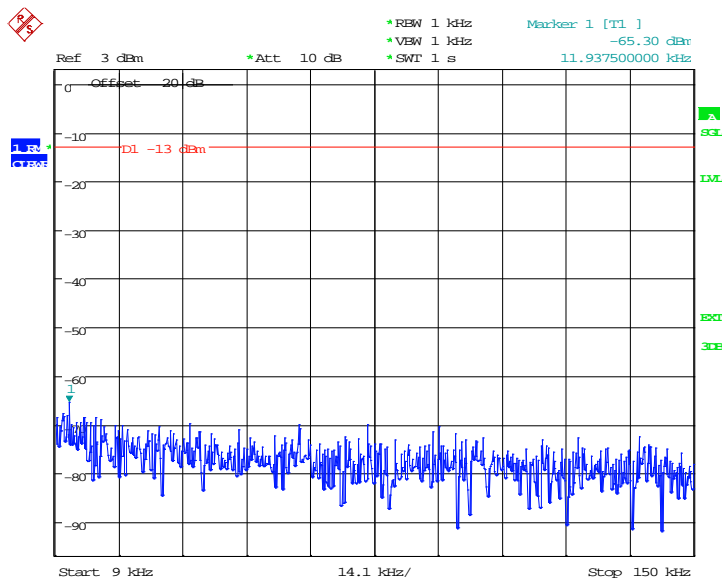
Date: 12.MAR.2013 13:06:32

**Figure 120 Spurious Emissions (Lower Band Edge) – QPSK (2585.0 MHz)
(20MHz Channel BW)**



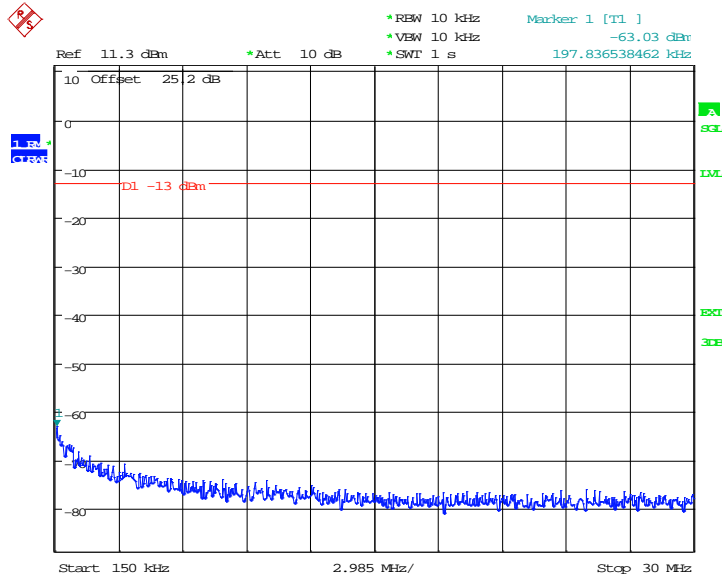
Date: 12.MAR.2013 13:13:01

**Figure 121 Spurious Emissions (Upper Band Edge) – QPSK (2605.0 MHz)
(20MHz Channel BW)**



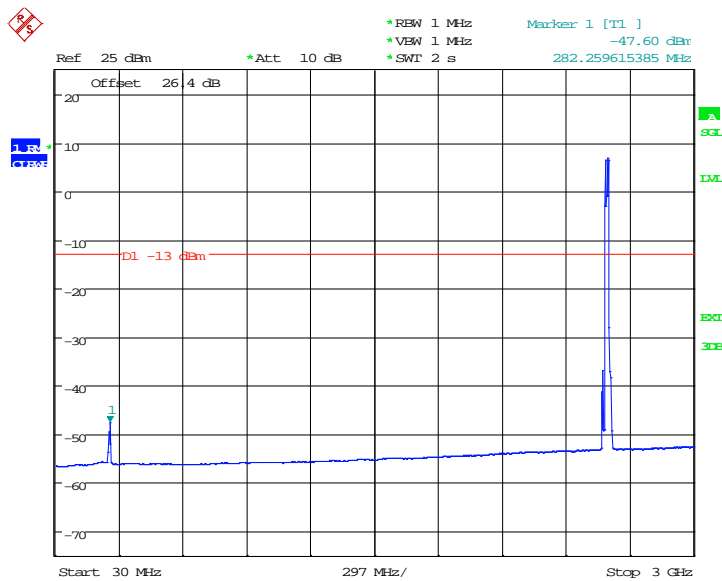
Date: 12.MAR.2013 13:34:15

**Figure 122 Spurious Emissions (9kHz – 150kHz) – QPSK (2595.0 MHz)
(20MHz Channel BW)**



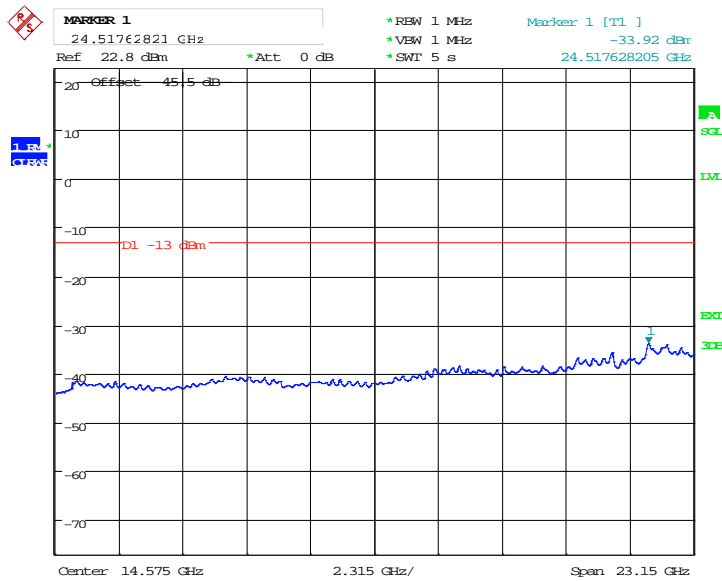
Date: 12.MAR.2013 13:37:54

**Figure 123 Spurious Emissions (150kHz – 30MHz) – QPSK (2595.0 MHz)
(20MHz Channel BW)**



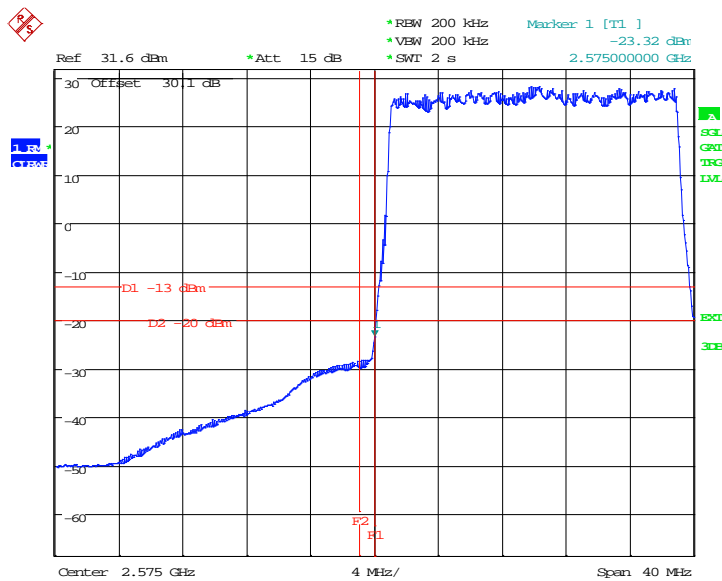
Date: 12.MAR.2013 13:44:30

**Figure 124 Spurious Emissions (30MHz – 3GHz) – QPSK (2595.0 MHz)
(20MHz Channel BW)**



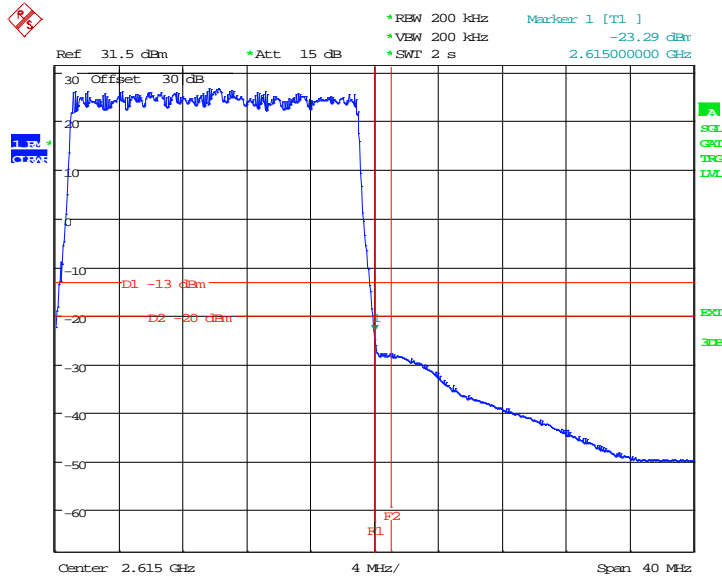
Date: 12.MAR.2013 13:47:51

Figure 125 Spurious Emissions (3GHz – 26.150GHz) – QPSK (2595.0 MHz) (20MHz Channel BW)



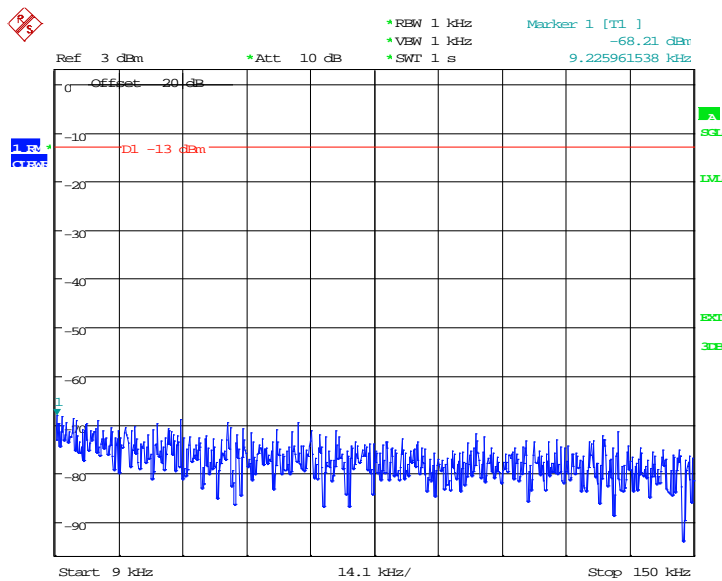
Date: 12.MAR.2013 13:15:37

Figure 126 Spurious Emissions (Lower Band Edge) – 16QAM (2585.0 MHz) (20MHz Channel BW)



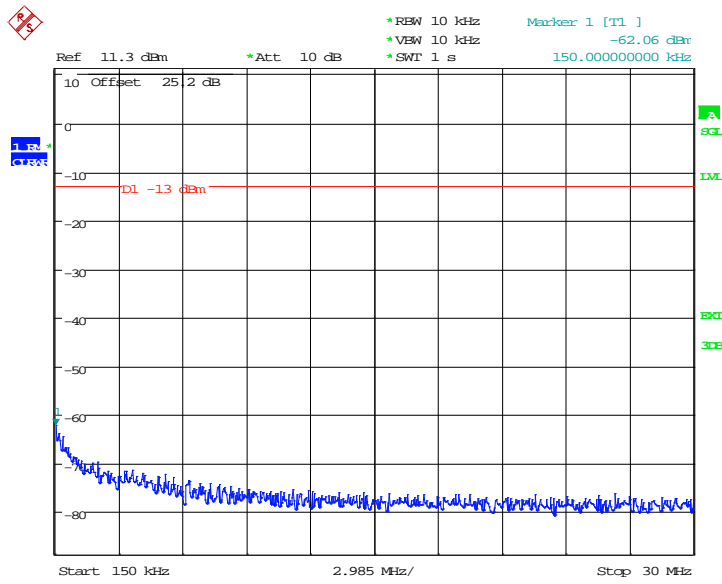
Date: 12.MAR.2013 13:17:57

**Figure 127 Spurious Emissions (Upper Band Edge) – 16QAM (2605.0 MHz)
(20MHz Channel BW)**



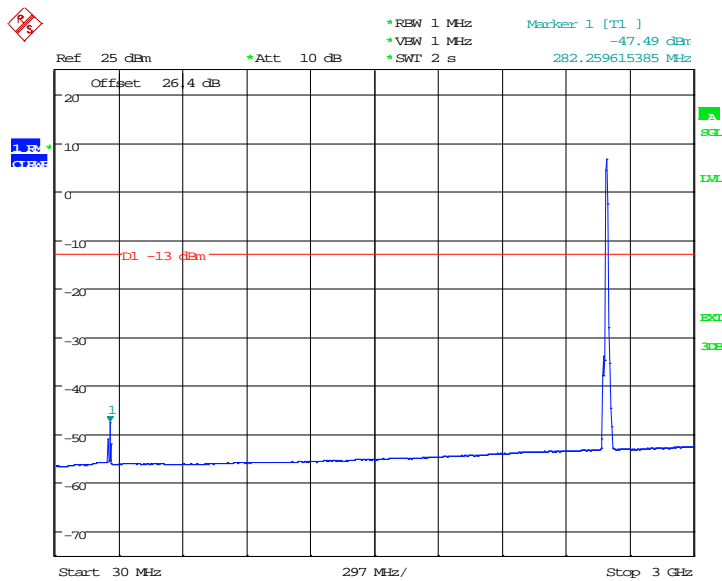
Date: 12.MAR.2013 13:54:52

**Figure 128 Spurious Emissions (9kHz – 150kHz) – 16QAM (2595.0 MHz)
(20MHz Channel BW)**



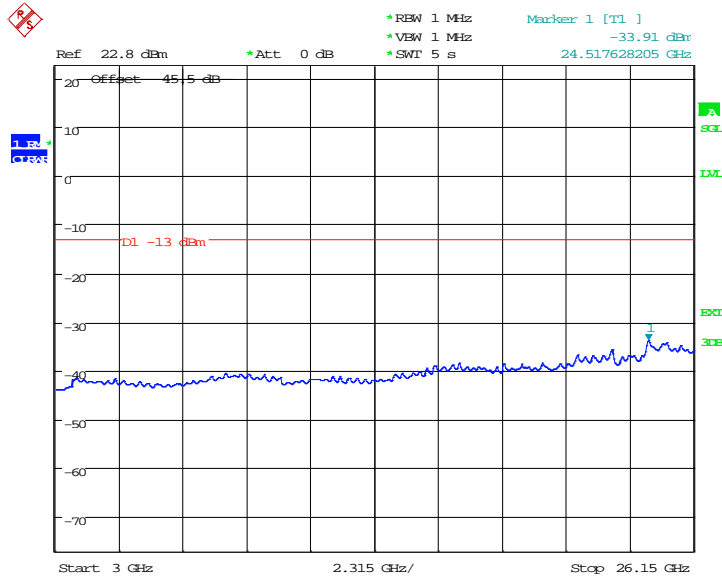
Date: 12.MAR.2013 13:54:17

**Figure 129 Spurious Emissions (150kHz – 30MHz) – 16QAM (2595.0 MHz)
(20MHz Channel BW)**



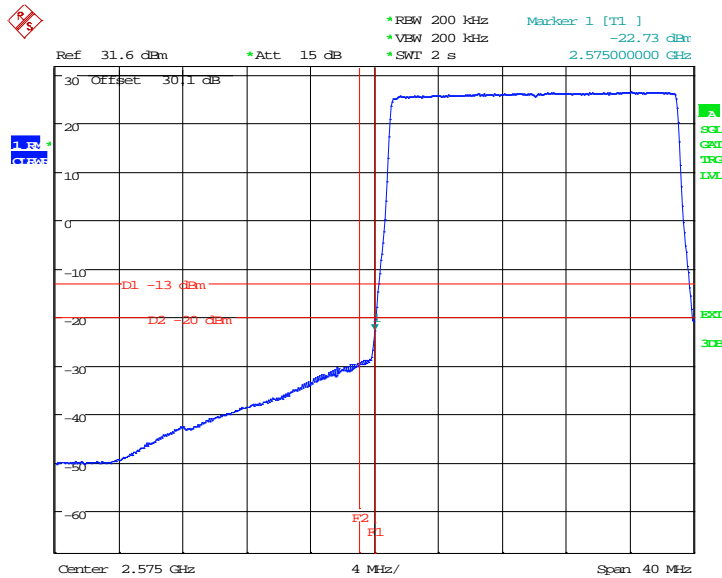
Date: 12.MAR.2013 13:55:25

**Figure 130 Spurious Emissions (30MHz – 3GHz) – 16QAM (2595.0 MHz)
(20MHz Channel BW)**



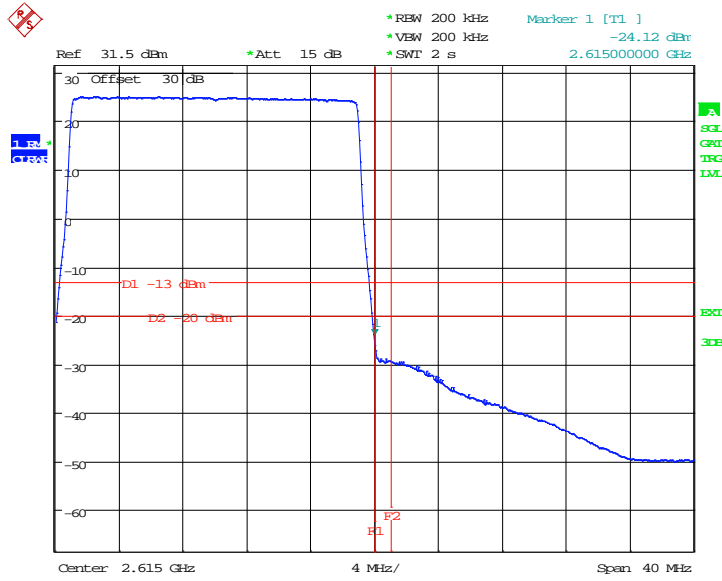
Date: 12.MAR.2013 13:56:05

**Figure 131 Spurious Emissions (3GHz – 26.150GHz) – 16QAM (2595.0 MHz)
(20MHz Channel BW)**



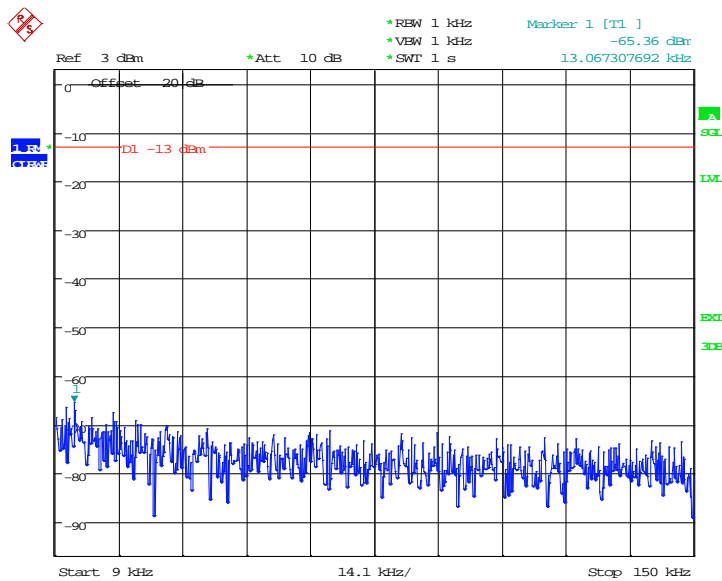
Date: 12.MAR.2013 13:20:50

**Figure 132 Spurious Emissions (Lower Band Edge) – 64QAM (2585.0 MHz)
(20MHz Channel BW)**



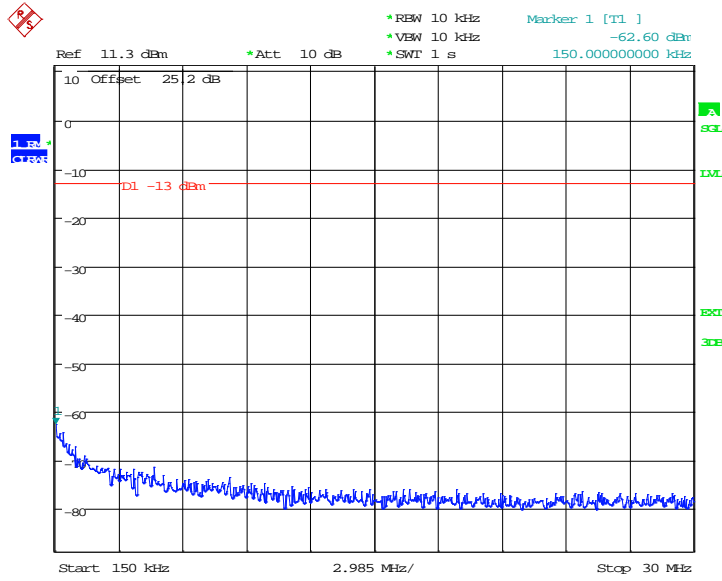
Date: 12.MAR.2013 13:22:55

**Figure 133 Spurious Emissions (Upper Band Edge) – 64QAM (2605.0 MHz)
(20MHz Channel BW)**



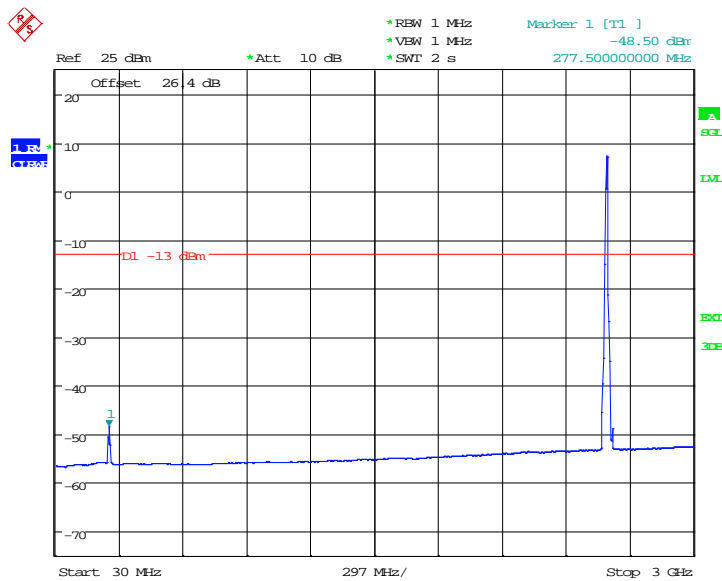
Date: 12.MAR.2013 13:58:27

**Figure 134 Spurious Emissions (9kHz – 150kHz) – 64QAM (2595.0 MHz)
(20MHz Channel BW)**



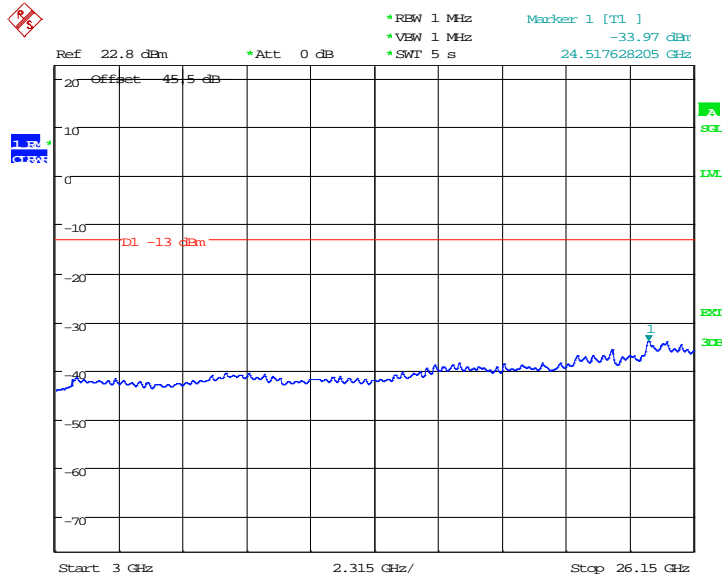
Date: 12.MAR.2013 13:58:59

**Figure 135 Spurious Emissions (150kHz – 30MHz) – 64QAM (2595.0 MHz)
(20MHz Channel BW)**



Date: 12.MAR.2013 13:59:36

**Figure 136 Spurious Emissions (30MHz – 3GHz) – 64QAM (2595.0 MHz)
(20MHz Channel BW)**



Date: 12.MAR.2013 14:00:14

**Figure 137 Spurious Emissions (3GHz – 26.150GHz) – 64QAM (2595.0 MHz)
(20MHz Channel BW)**

5.2.5. Test No. 5: Field Strength of Spurious Radiation




Figure 138 Photograph of the anechoic chamber with the EUT

Config A:

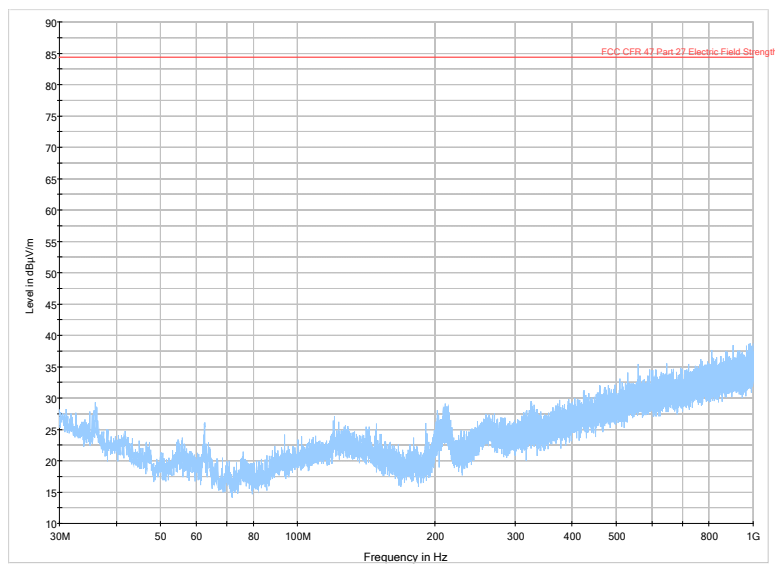


Figure 139 Radiated Emission 30 MHz – 1 GHz (2580.0 MHz) (5MHz Channel BW)

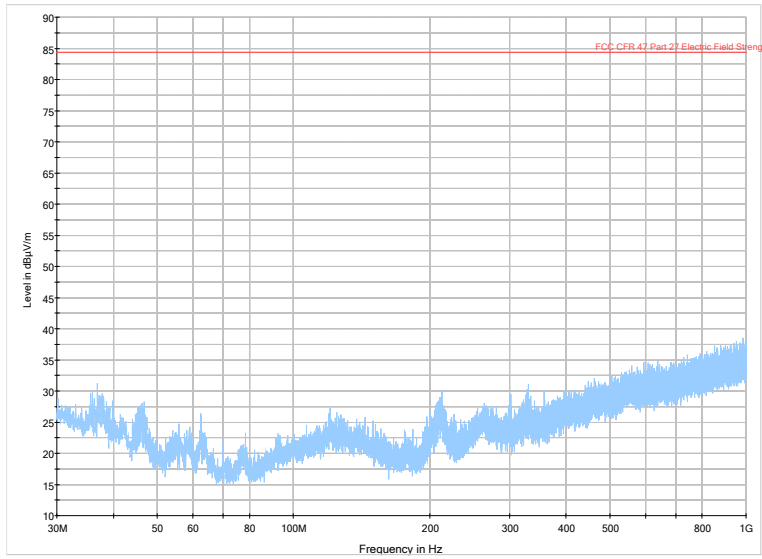


Figure 140 Radiated Emission 30 MHz – 1 GHz (2595.0 MHz) (5MHz Channel BW)

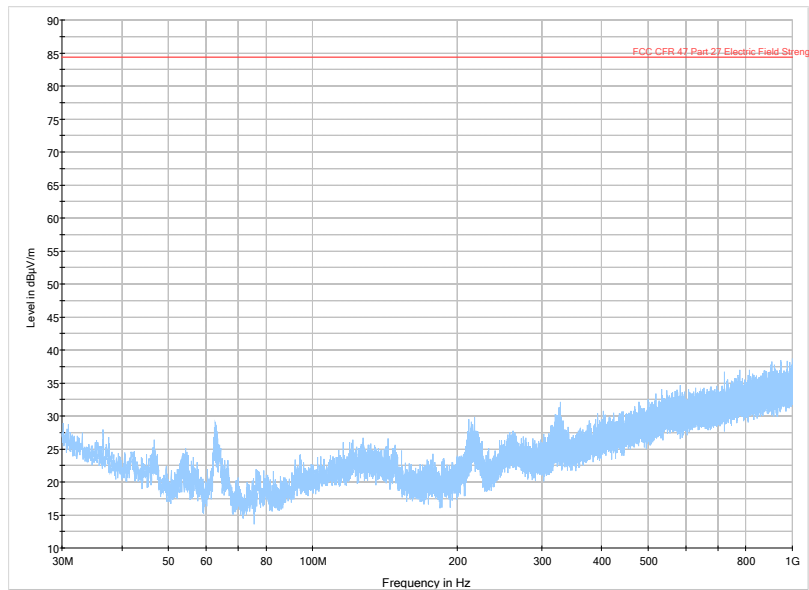


Figure 141 Radiated Emission 30 MHz – 1 GHz (2610.0 MHz) (5MHz Channel BW)

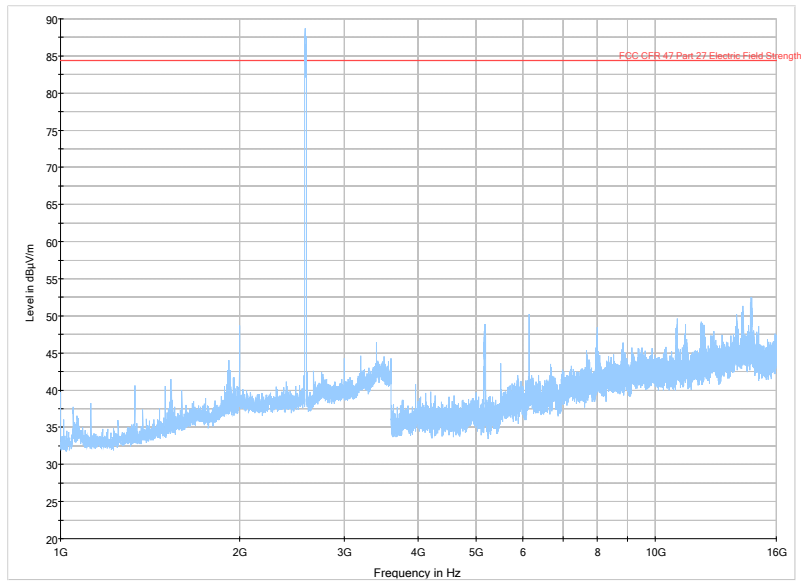


Figure 142 Radiated Emission 1 GHz – 16 GHz (2580.0 MHz) (5MHz Channel BW)

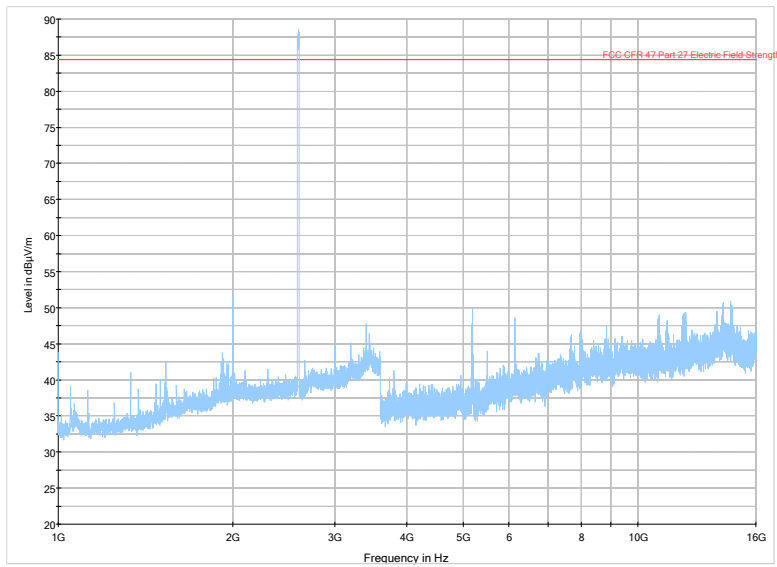


Figure 143 Radiated Emission 1 GHz – 16 GHz (2595.0 MHz) (5MHz Channel BW)

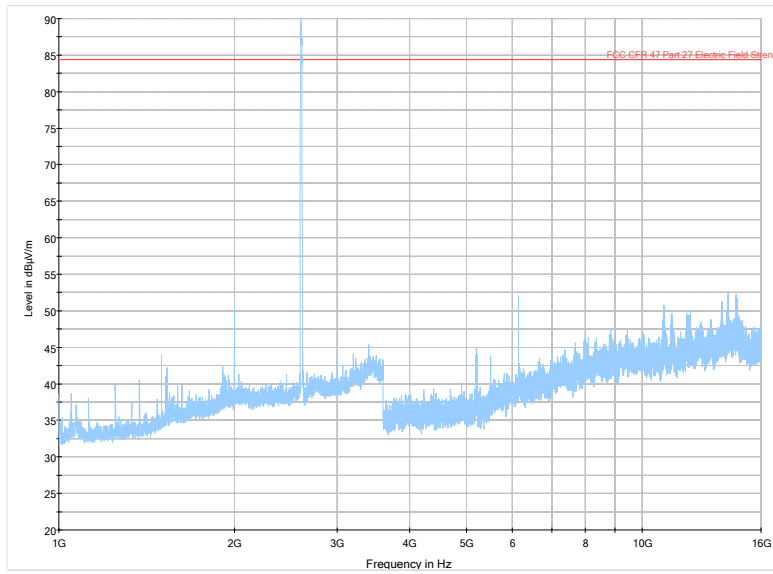


Figure 144 Radiated Emission 1 GHz – 16 GHz (2610.0 MHz) (5MHz Channel BW)

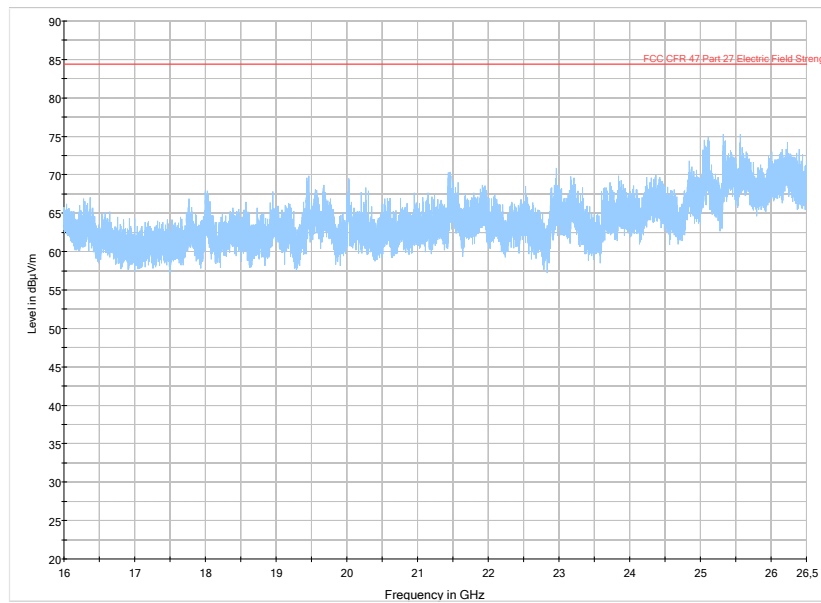


Figure 145 Radiated Emission 16 GHz – 26.5 GHz (2580.0 MHz) (5MHz Channel BW)

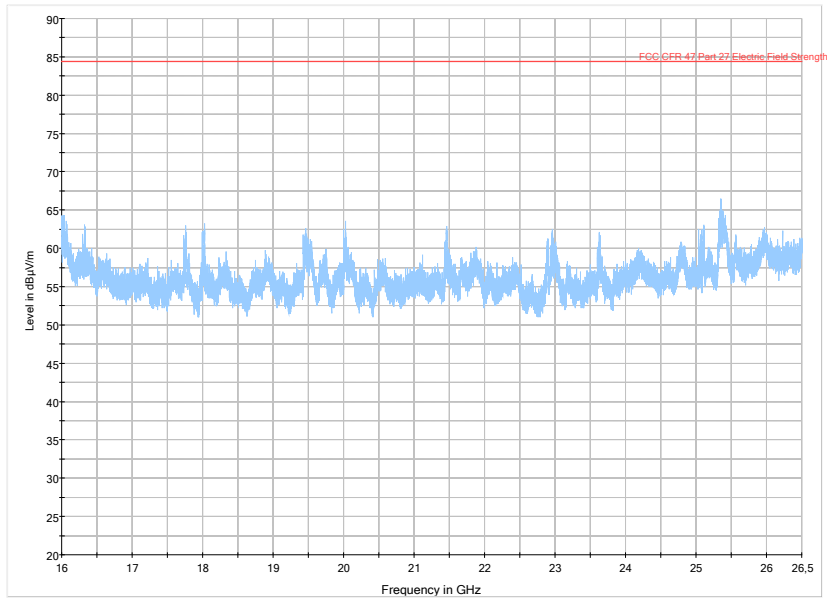


Figure 146 Radiated Emission 16 GHz – 26.5 GHz (2595.0 MHz) (5MHz Channel BW)

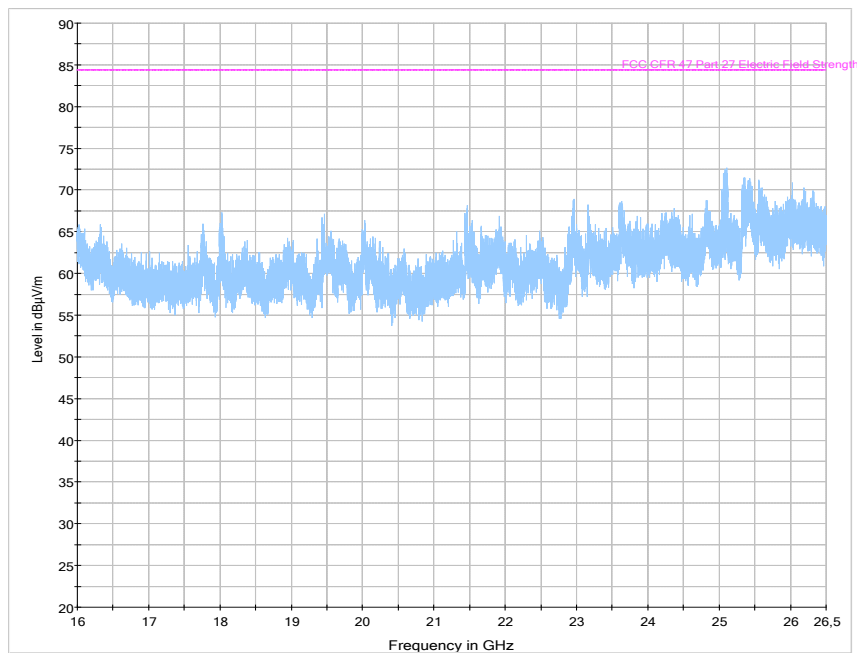


Figure 147 Radiated Emission 16 GHz – 26.5 GHz (2610.0 MHz) (5MHz Channel BW)