

Figure 301 Spurious Emissions (20 GHz – 40 GHz) – QPSK (5200.0/ 5220.0/ 5240.0 MHz) (3 X 20MHz Channel BW)

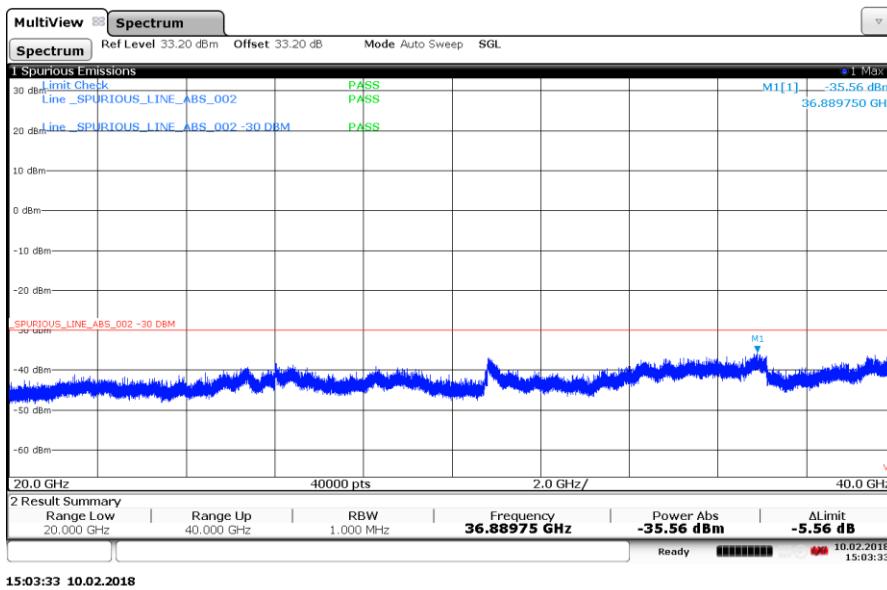
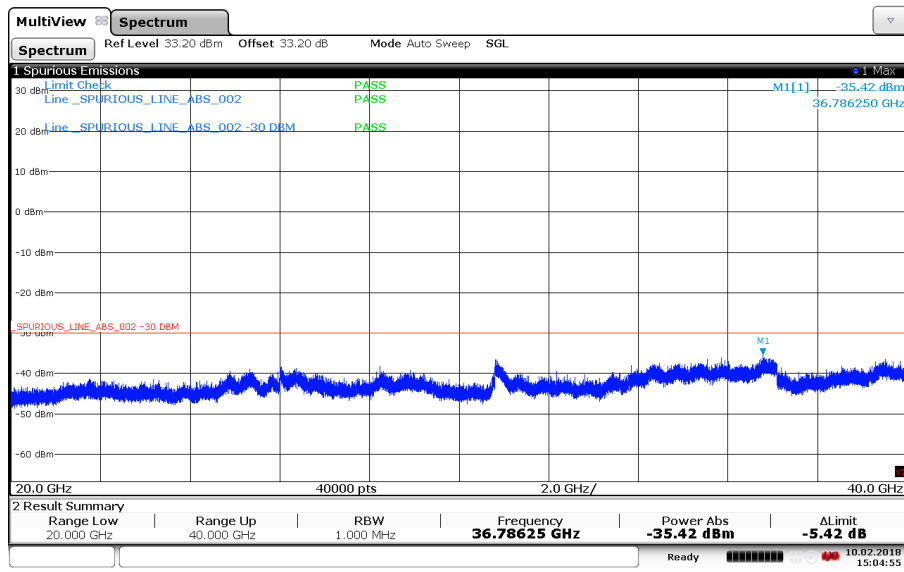


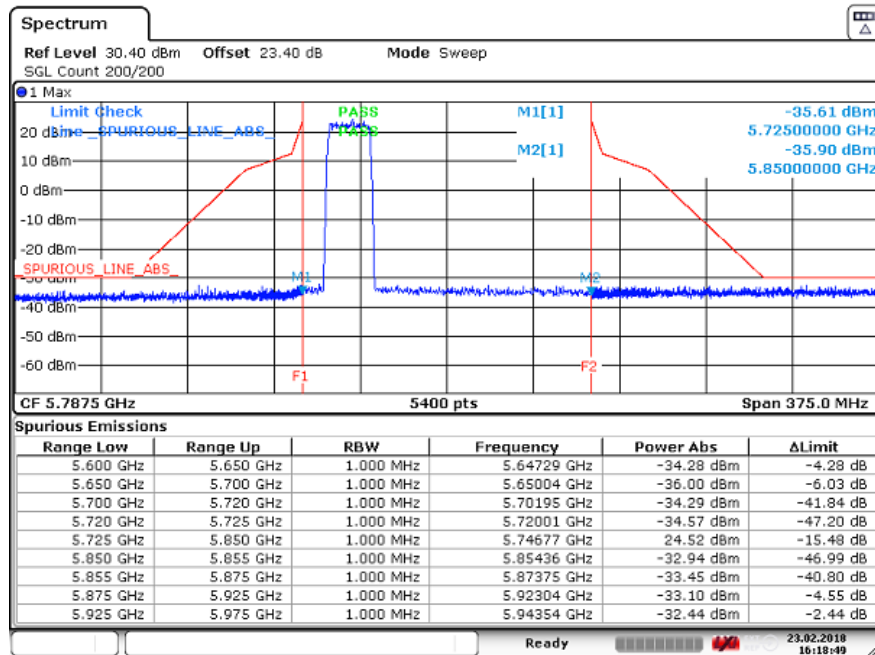
Figure 302 Spurious Emissions (20 GHz – 40 GHz) – QPSK (5200.0/ 5220.0/ 5240.0 MHz) (3 X 20MHz Channel BW)



15:04:55 10.02.2018

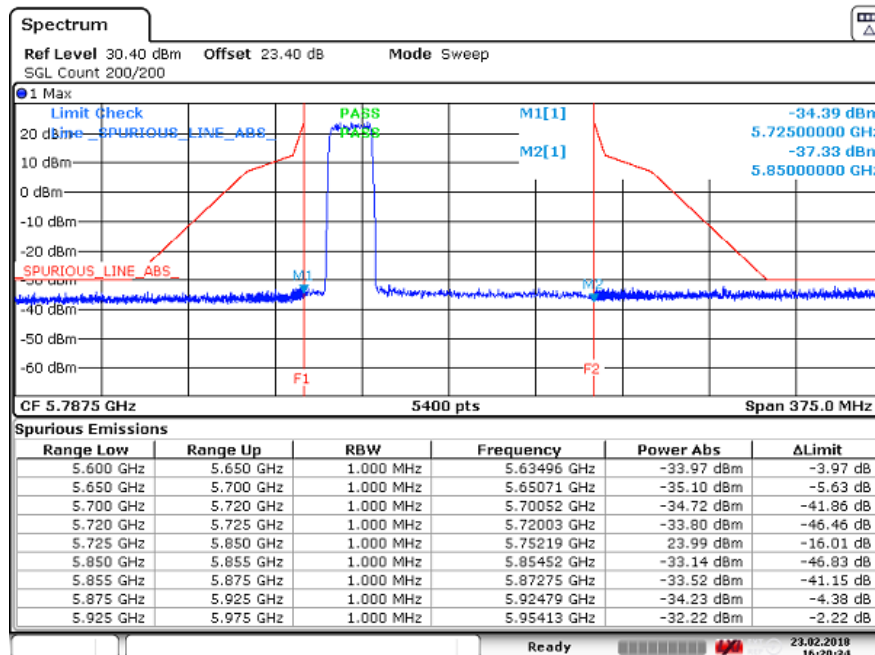
Figure 303 Spurious Emissions (20 GHz – 40 GHz) – QPSK (5200.0/ 5220.0/ 5240.0 MHz) (3 X 20MHz Channel BW)

Config A ANT2 UNII-3:



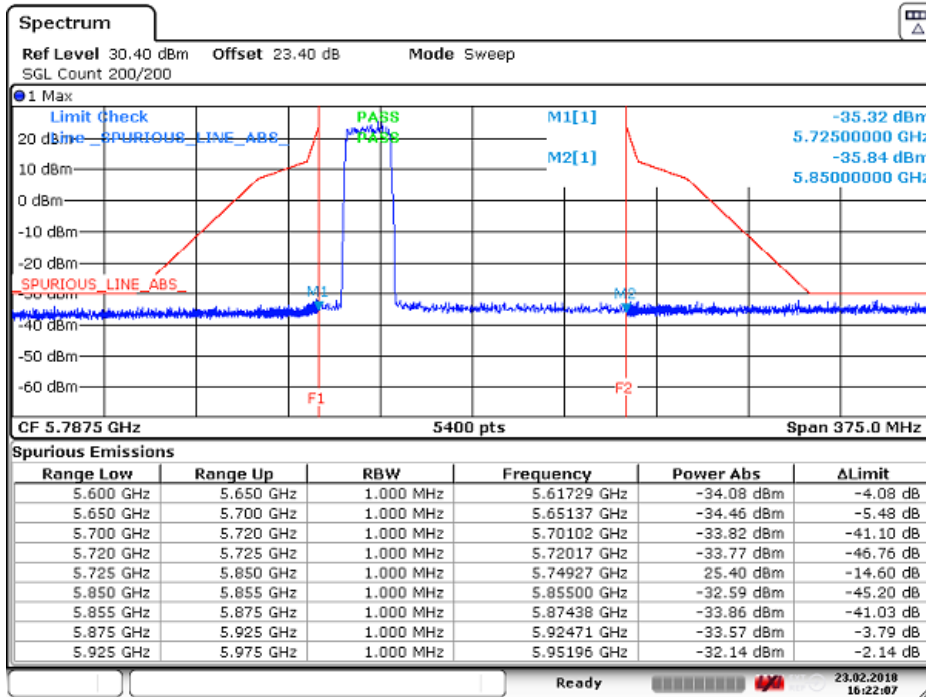
Date: 23.FEB.2018 16:18:49

Figure 304 Spurious Emissions (Lower Band Edge) – QPSK (5745.0 MHz) (20MHz Channel BW)



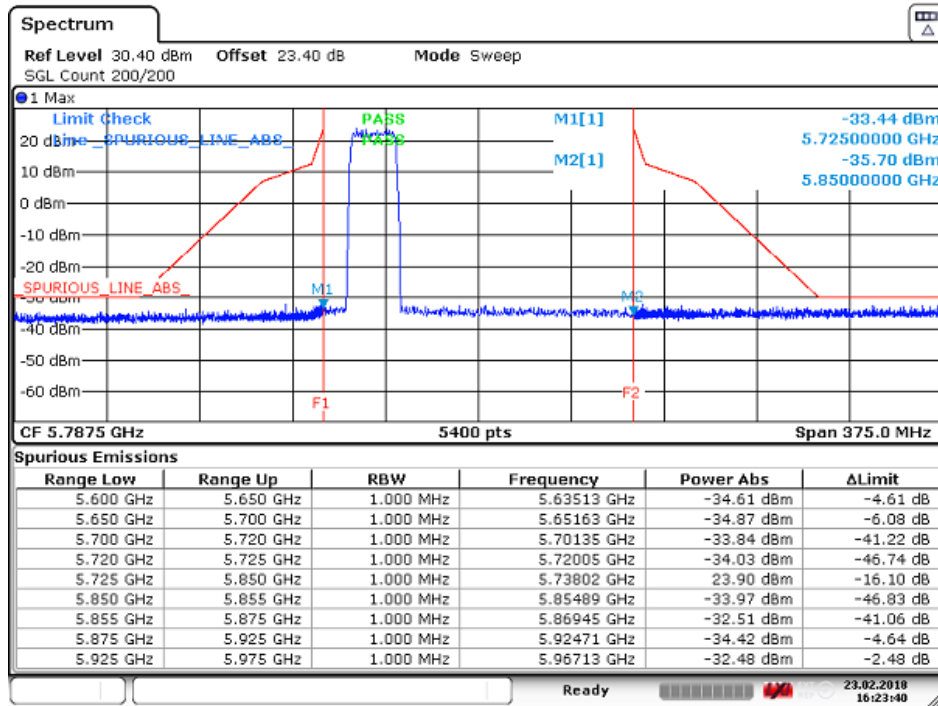
Date: 23.FEB.2018 16:20:34

Figure 305 Spurious Emissions (Lower Band Edge) – 64QAM (5745.0 MHz) (20MHz Channel BW)



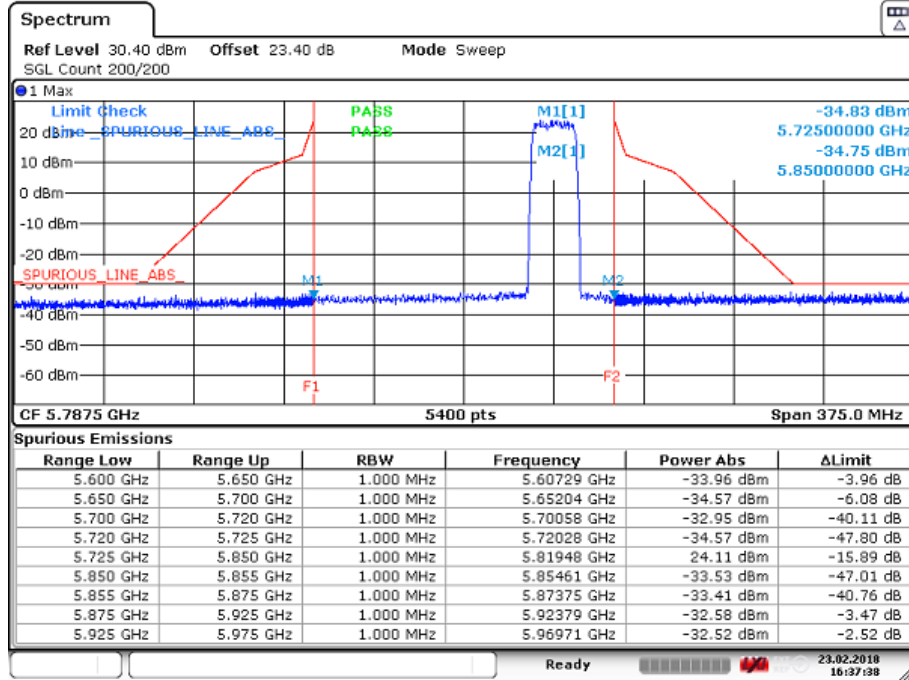
Date: 23.FEB.2018 16:22:07

Figure 306 Spurious Emissions (Lower Band Edge) – 16QAM (5745.0 MHz) (20MHz Channel BW)



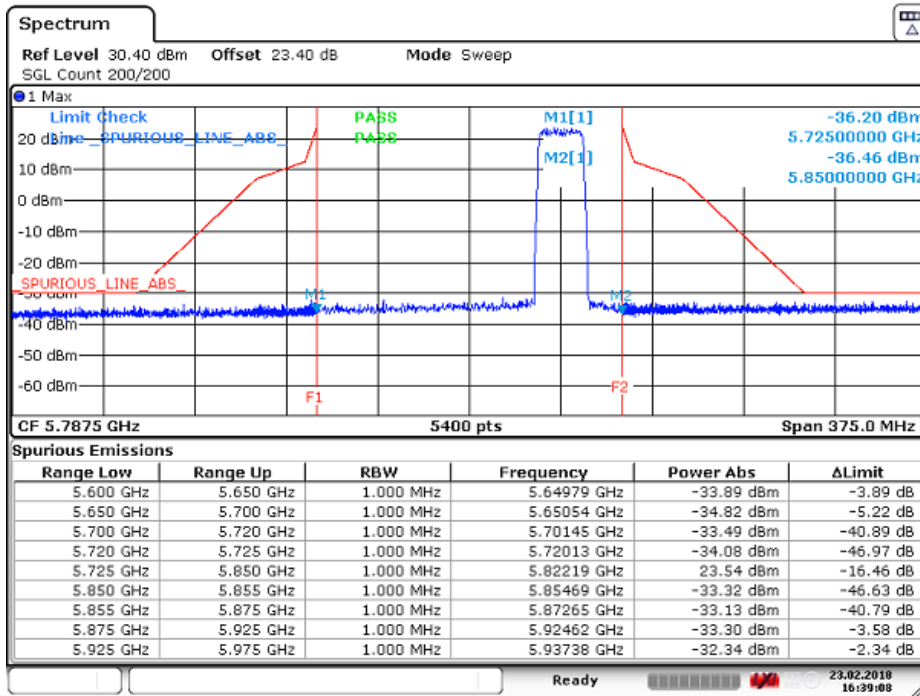
Date: 23.FEB.2018 16:23:40

Figure 307 Spurious Emissions (Lower Band Edge) – 256QAM (5745.0 MHz) (20MHz Channel BW)



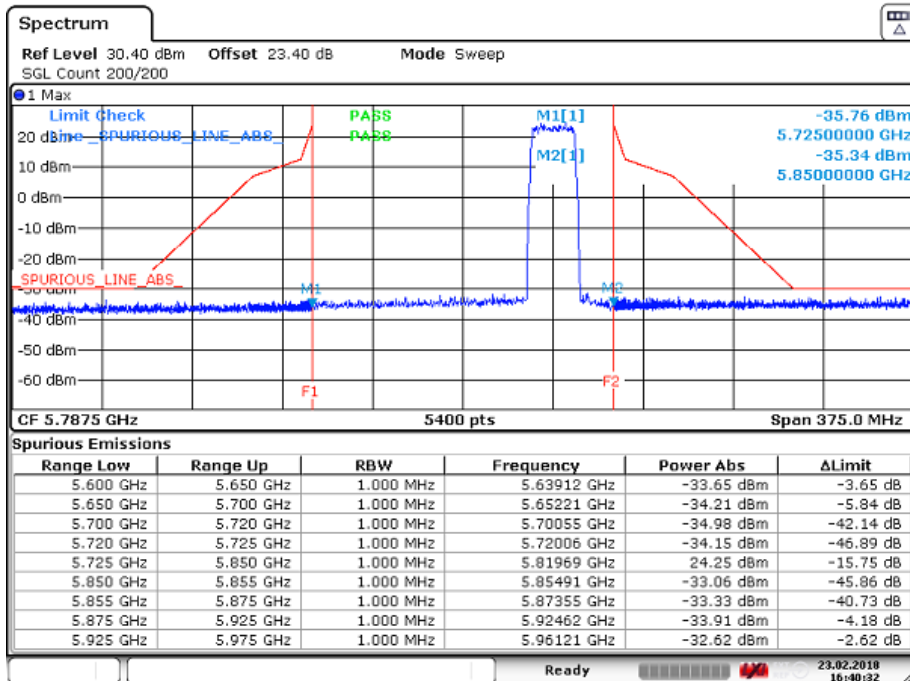
Date: 23.FEB.2018 16:37:39

Figure 308 Spurious Emissions (Upper Band Edge) – QPSK (5825.0 MHz) (20MHz Channel BW)



Date: 23.FEB.2018 16:39:09

Figure 309 Spurious Emissions (Upper Band Edge) – 64QAM (5825.0 MHz) (20MHz Channel BW)



Date: 23.FEB.2018 16:40:33

Figure 310 Spurious Emissions (Upper Band Edge) – 16QAM (5825.0 MHz) (20MHz Channel BW)

FCC CFR 47 part 15E
(2018) and
FCC CFR 47 part 2 (2018)

29. May 2018

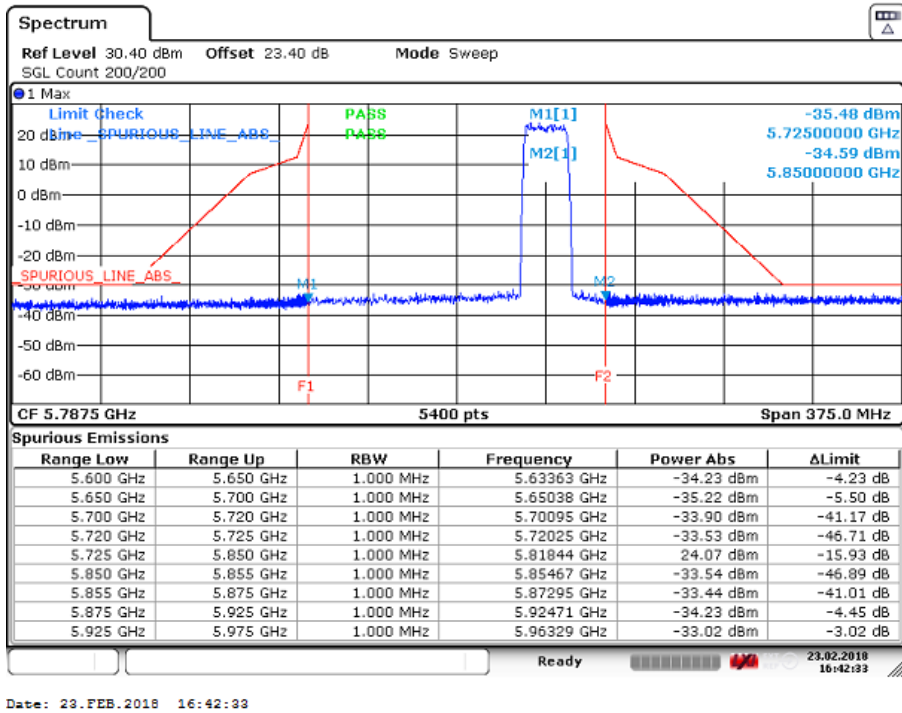


Figure 311 Spurious Emissions (Upper Band Edge) – 256QAM (5825.0 MHz) (20MHz Channel BW)

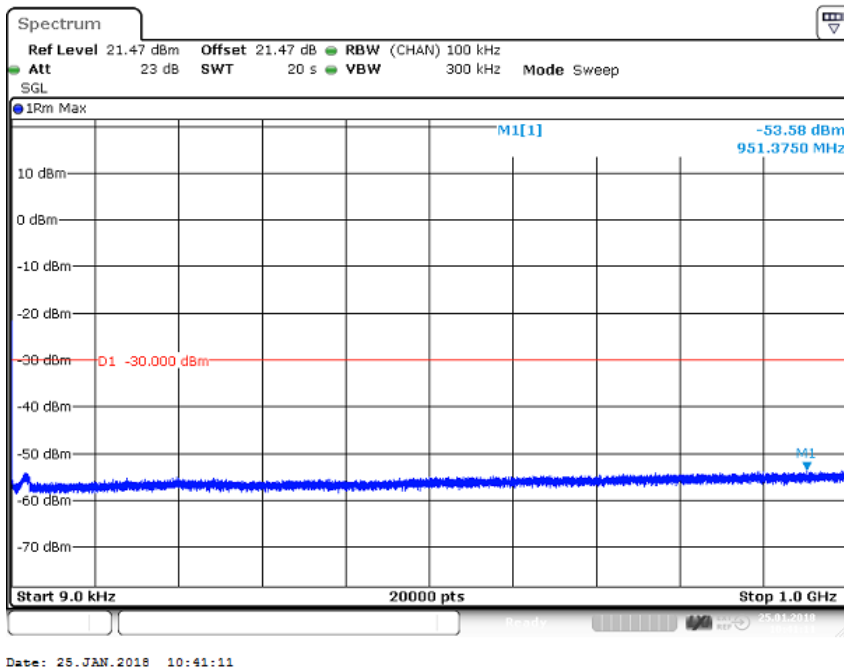


Figure 312 Spurious Emissions (9kHz – 1GHz) - QPSK (5785.0 MHz) (20MHz Channel BW)

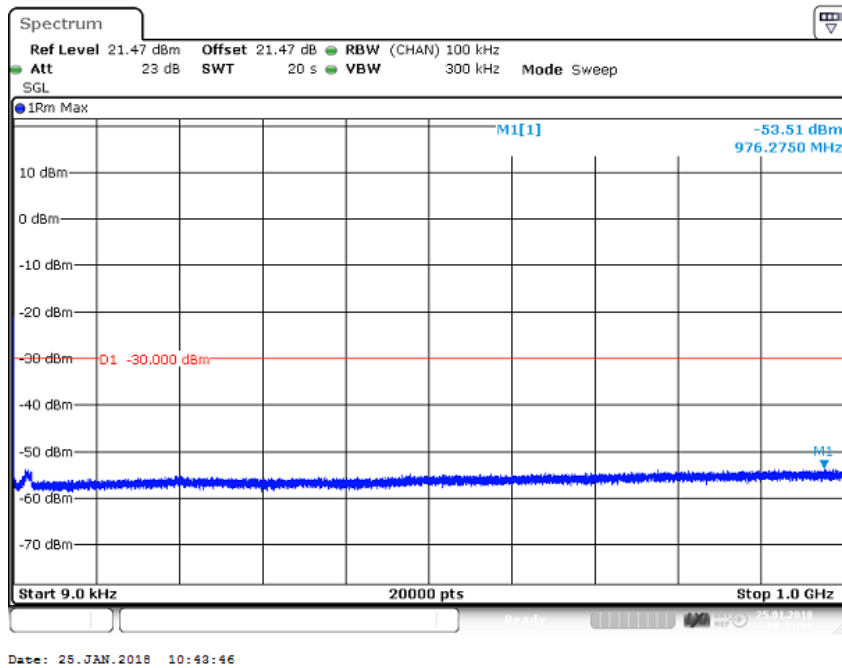


Figure 313 Spurious Emissions (9kHz – 1GHz) – 64QAM (5785.0 MHz) (20MHz Channel BW)

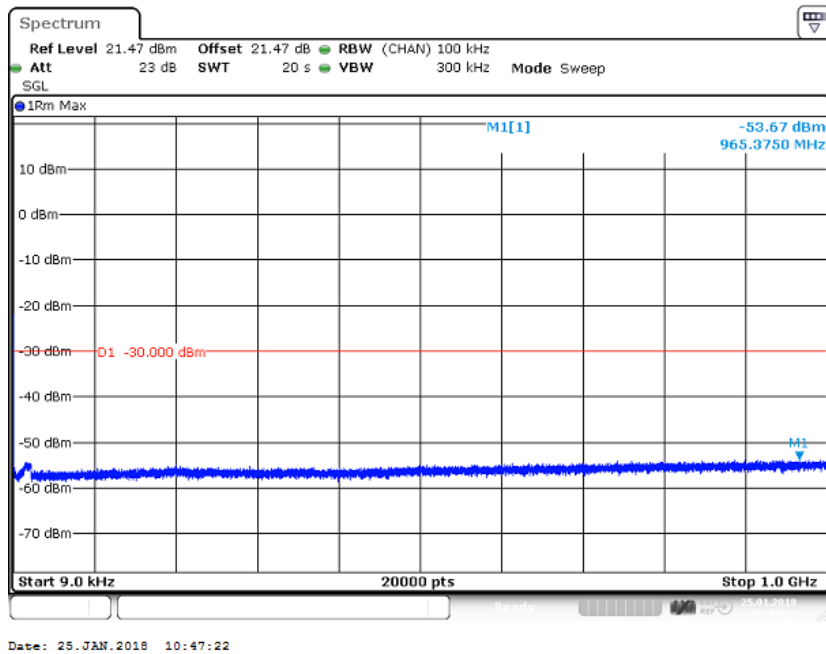


Figure 314 Spurious Emissions (9kHz – 1GHz) – 16QAM (5785.0 MHz) (20MHz Channel BW)

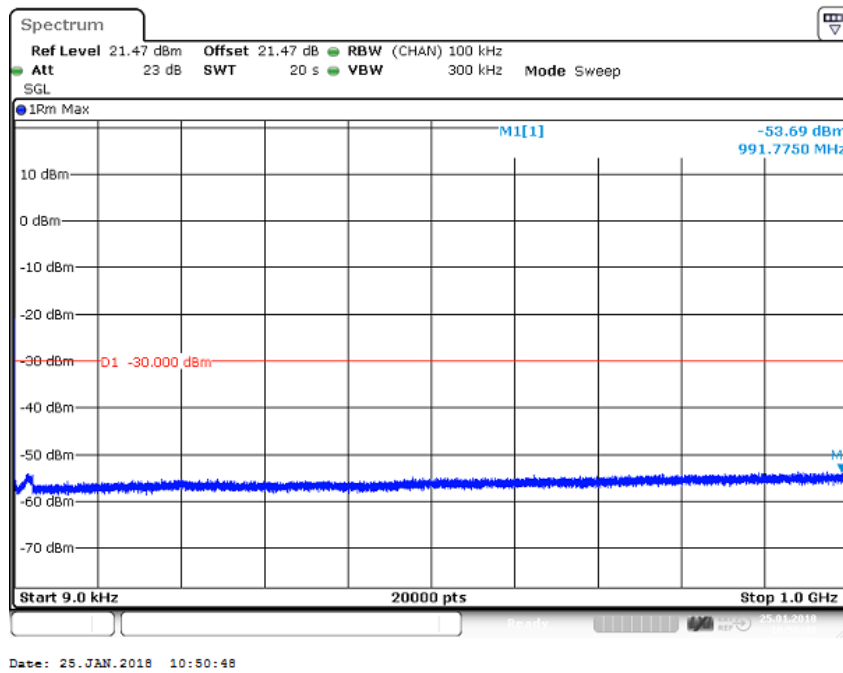


Figure 315 Spurious Emissions (9kHz – 1GHz) – 256QAM (5785.0 MHz) (20MHz Channel BW)

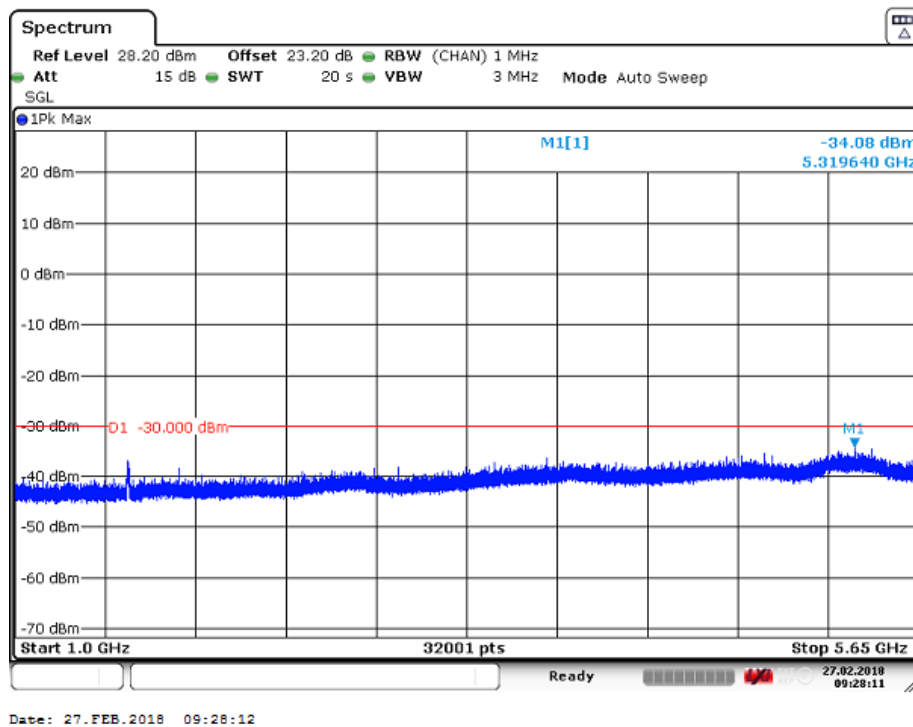
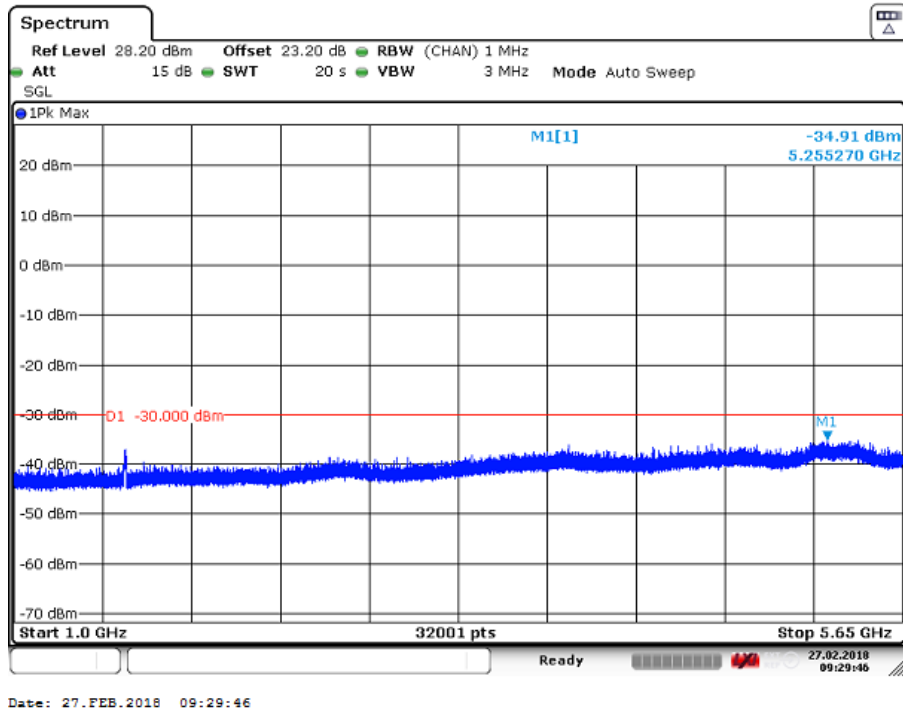
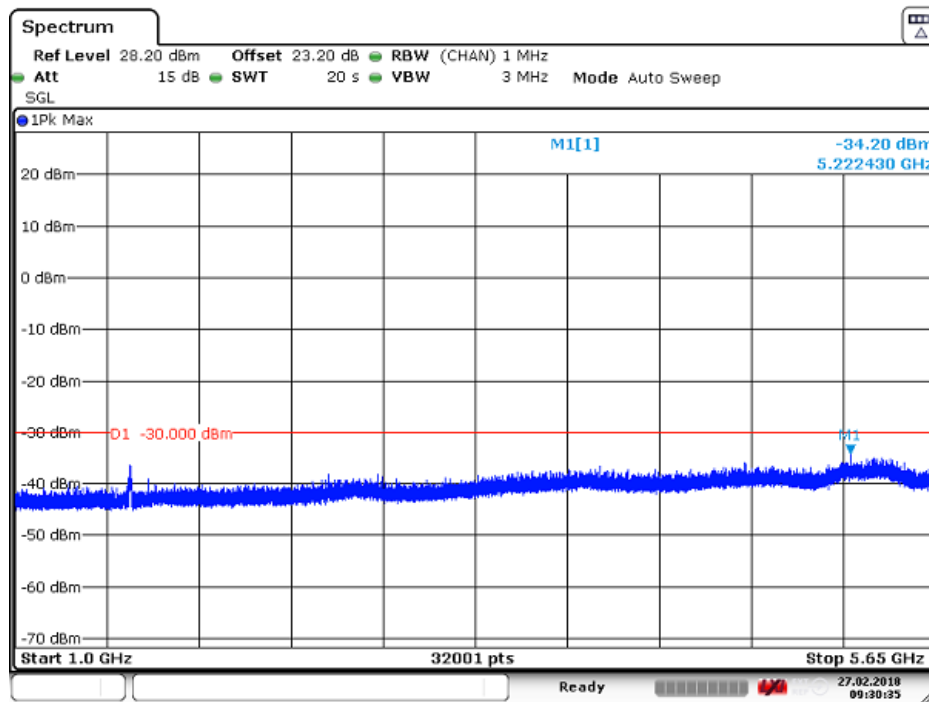


Figure 316 Spurious Emissions (1 GHz – 5.65 GHz) – QPSK (5785.0 MHz) (20MHz Channel BW)



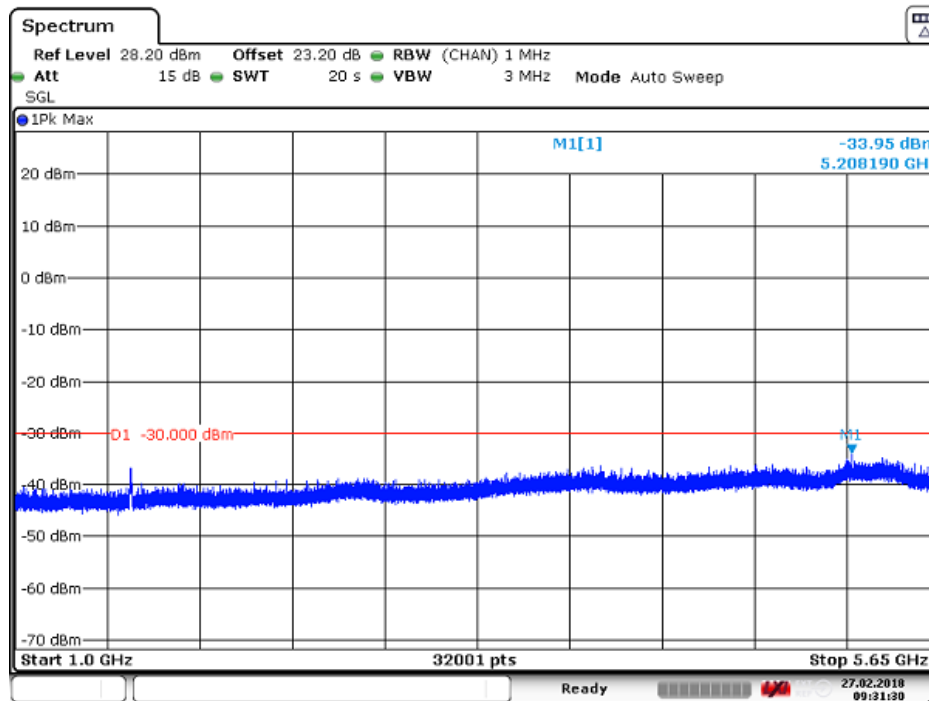
Date: 27.FEB.2018 09:29:46

Figure 317 Spurious Emissions (1 GHz – 5.65 GHz) – 64QAM (5785.0 MHz) (20MHz Channel BW)



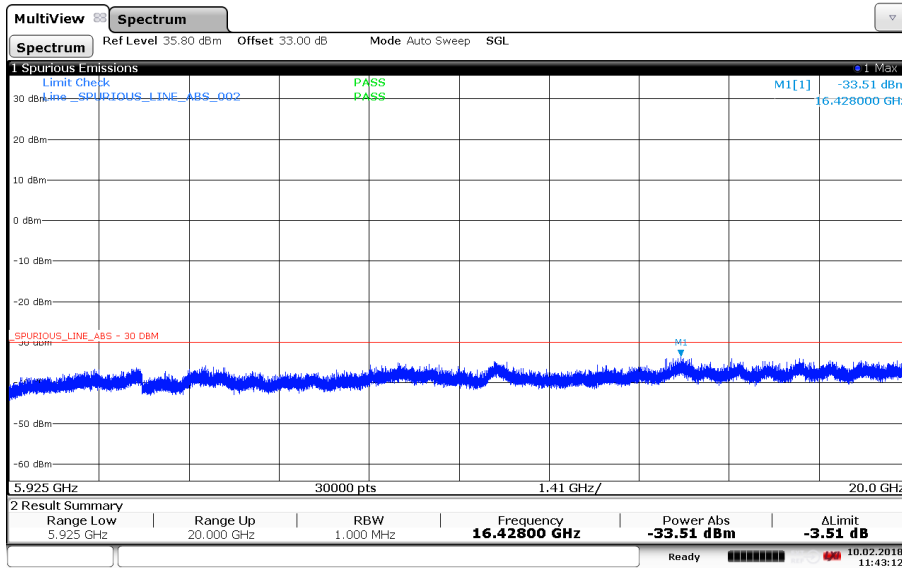
Date: 27.FEB.2018 09:30:35

Figure 318 Spurious Emissions (1 GHz – 5.65 GHz) – 16QAM (5785.0 MHz) (20MHz Channel BW)



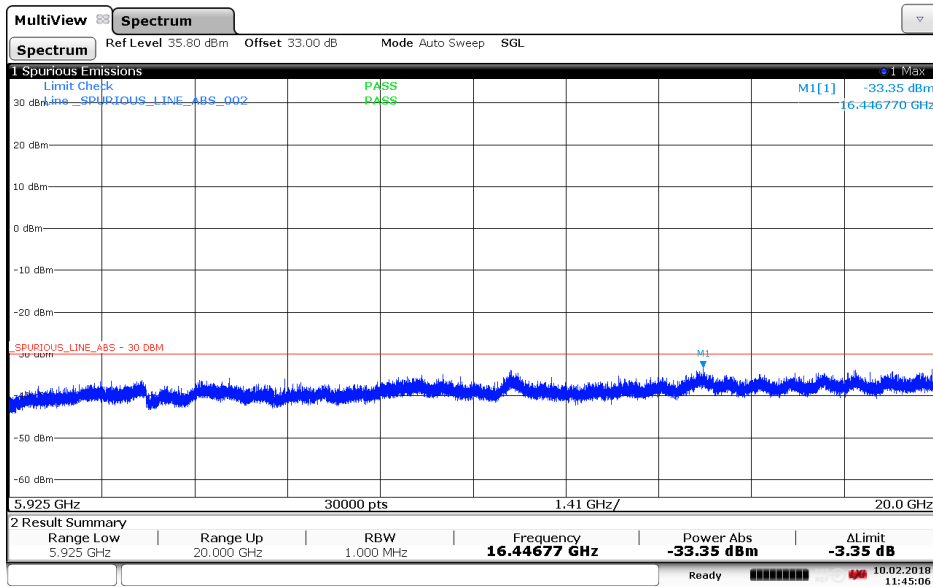
Date: 27.FEB.2018 09:31:31

Figure 319 Spurious Emissions (1 GHz – 5.65 GHz) – 256QAM (5785.0 MHz) (20MHz Channel BW)



11:43:12 10.02.2018

Figure 320 Spurious Emissions (5.925 GHz – 20 GHz) – QPSK (5785.0 MHz) (20MHz Channel BW)



11:45:07 10.02.2018

Figure 321 Spurious Emissions (5.925 GHz – 20 GHz) – 64QAM (5785.0 MHz) (20MHz Channel BW)

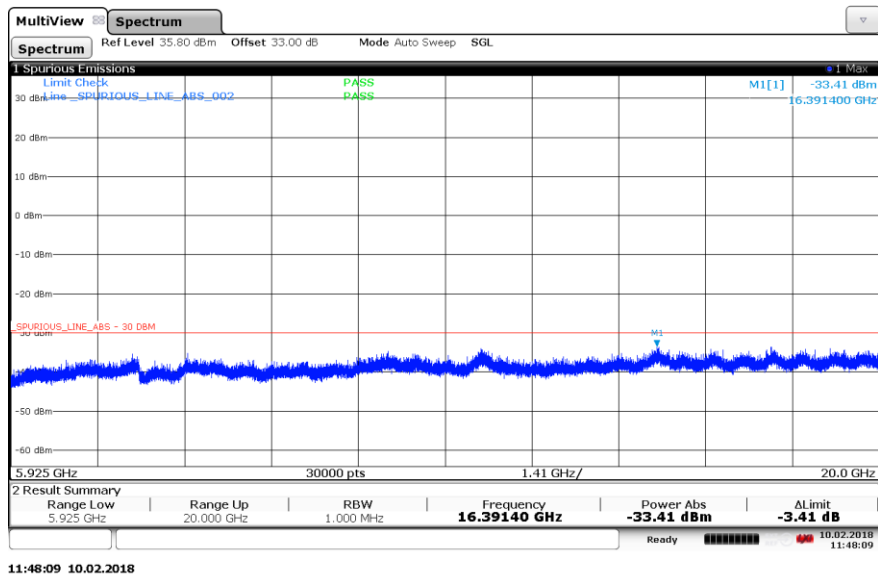


Figure 322 Spurious Emissions (5.925 GHz – 20 GHz) – 16QAM (5785.0 MHz) (20MHz Channel BW)

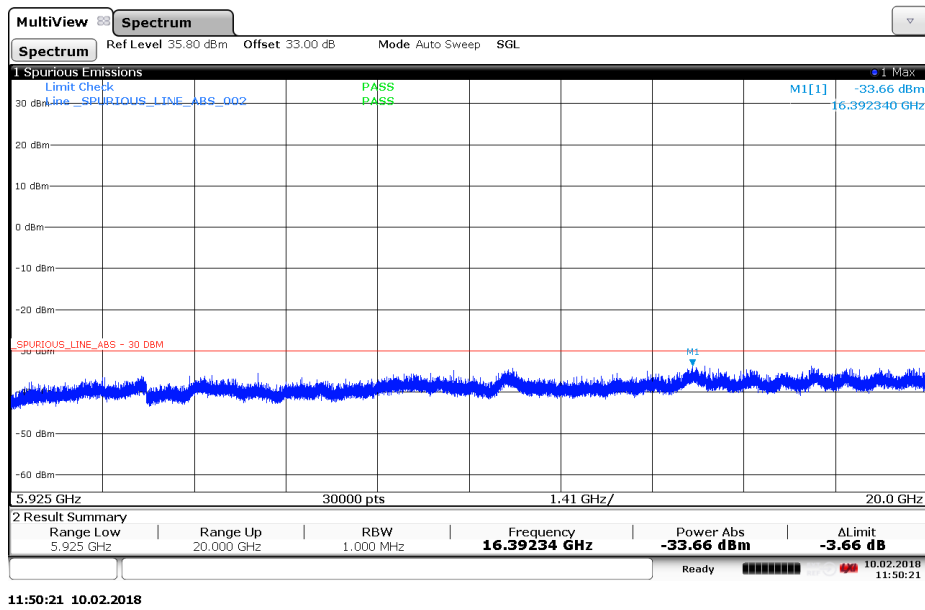
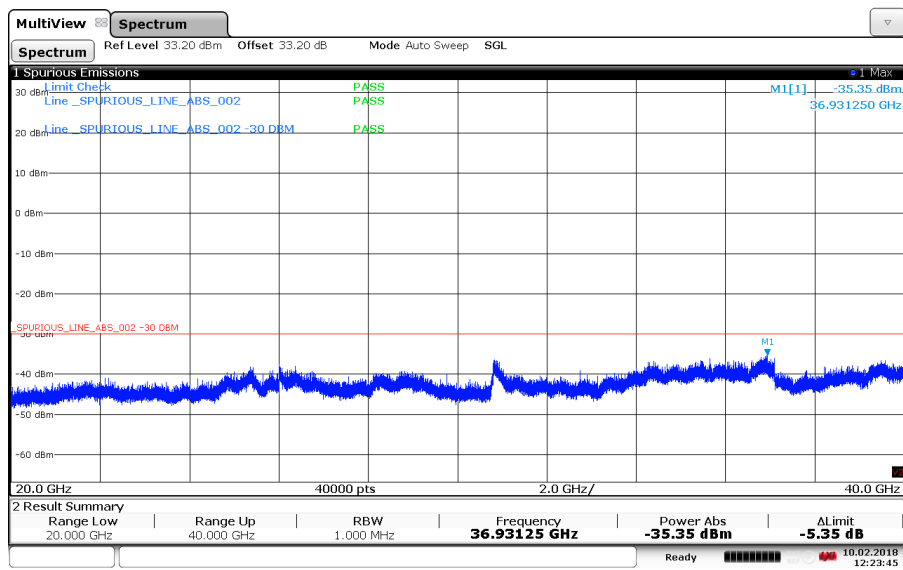
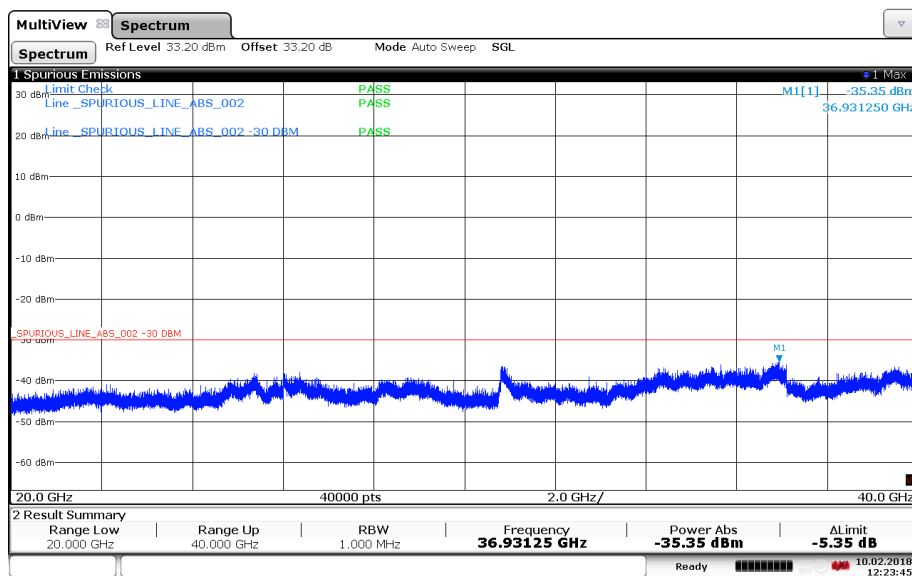


Figure 323 Spurious Emissions (5.925 GHz – 20 GHz) – 256QAM (5785.0 MHz) (20MHz Channel BW)



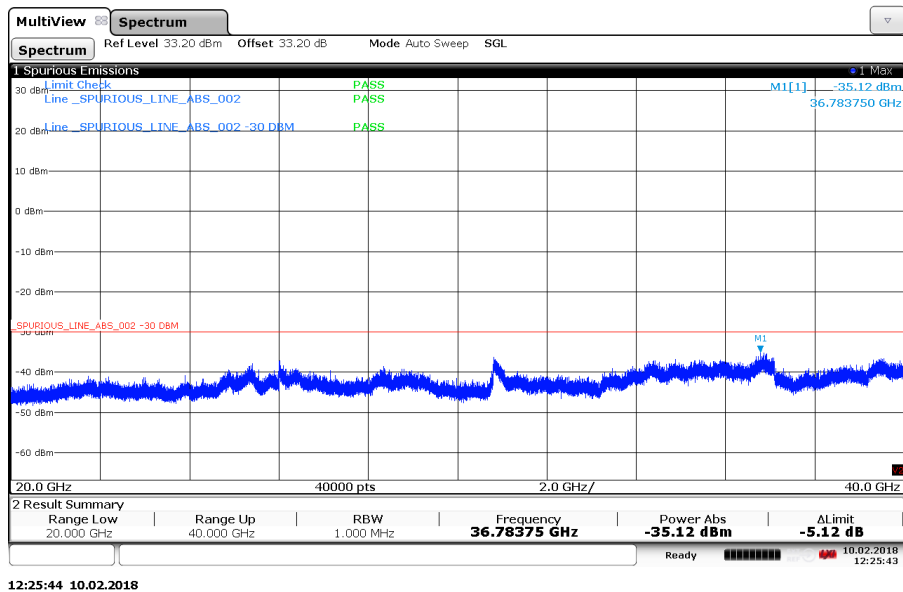
12:23:45 10.02.2018

Figure 324 Spurious Emissions (20 GHz – 40 GHz) – QPSK (5785.0 MHz) (20MHz Channel BW)



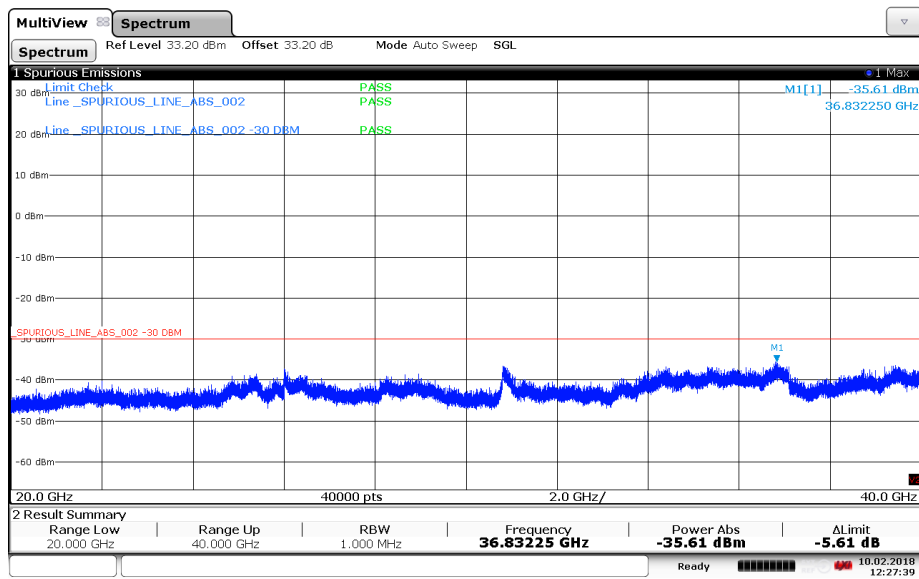
12:23:45 10.02.2018

Figure 325 Spurious Emissions (20 GHz – 40 GHz) – 64QAM (5785.0 MHz) (20MHz Channel BW)



12:25:44 10.02.2018

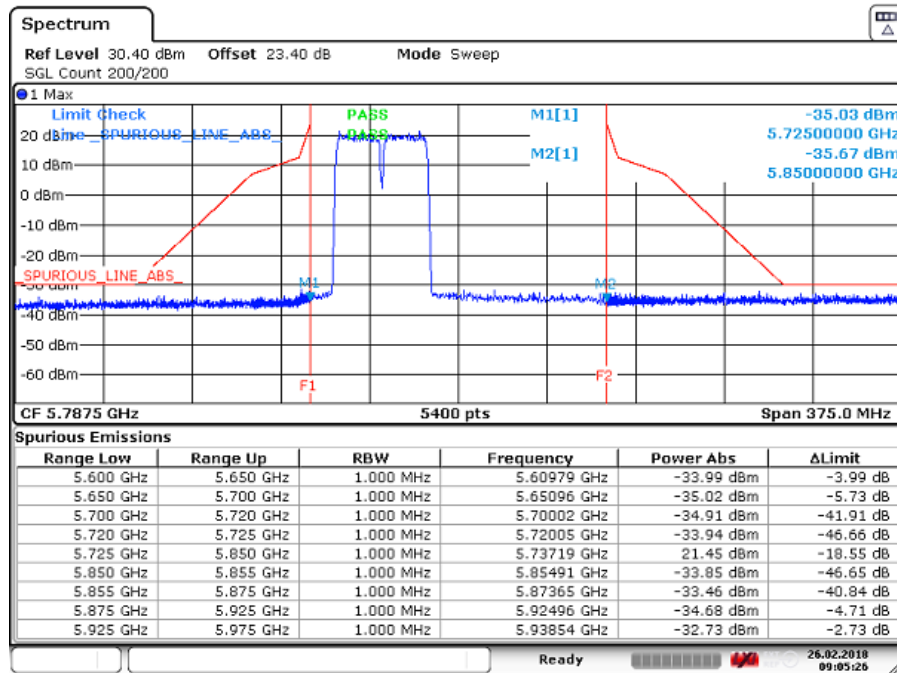
Figure 326 Spurious Emissions (20 GHz – 40 GHz) – 16QAM (5785.0 MHz) (20MHz Channel BW)



12:27:40 10.02.2018

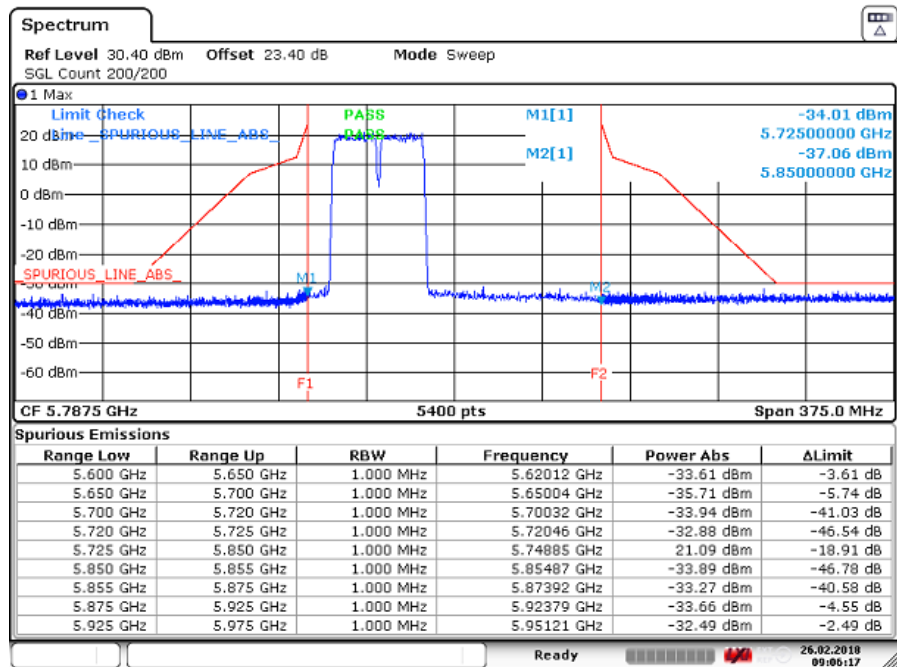
Figure 327 Spurious Emissions (20 GHz – 40 GHz) – 256QAM (5785.0 MHz) (20MHz Channel BW)

Config B ANT2:



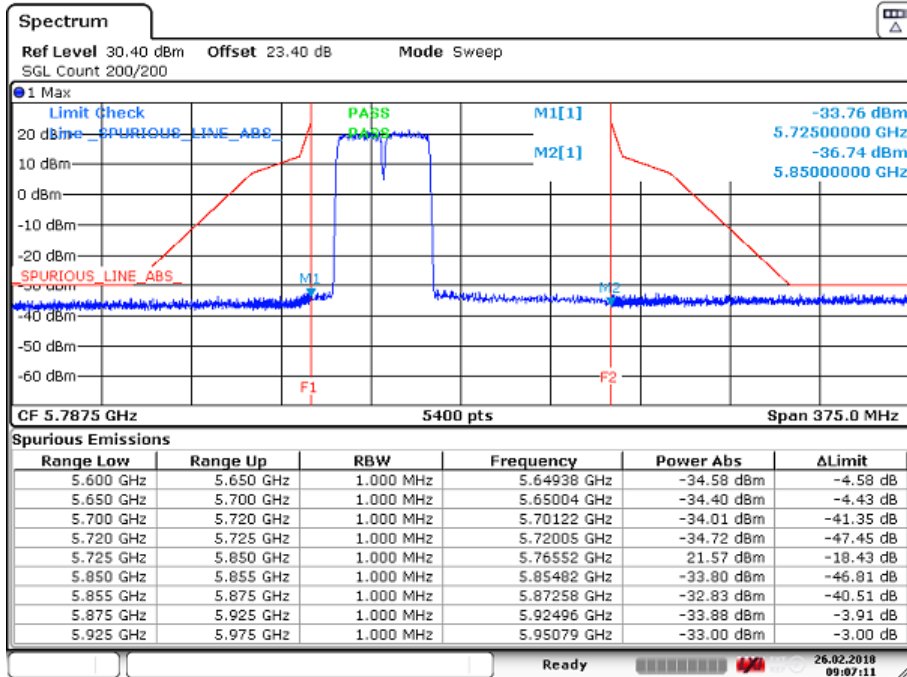
Date: 26.FEB.2018 09:05:27

Figure 328 Spurious Emissions (Lower Band Edge) – QPSK (5745.0/ 5765.0 MHz) (2 X 20MHz Channel BW)



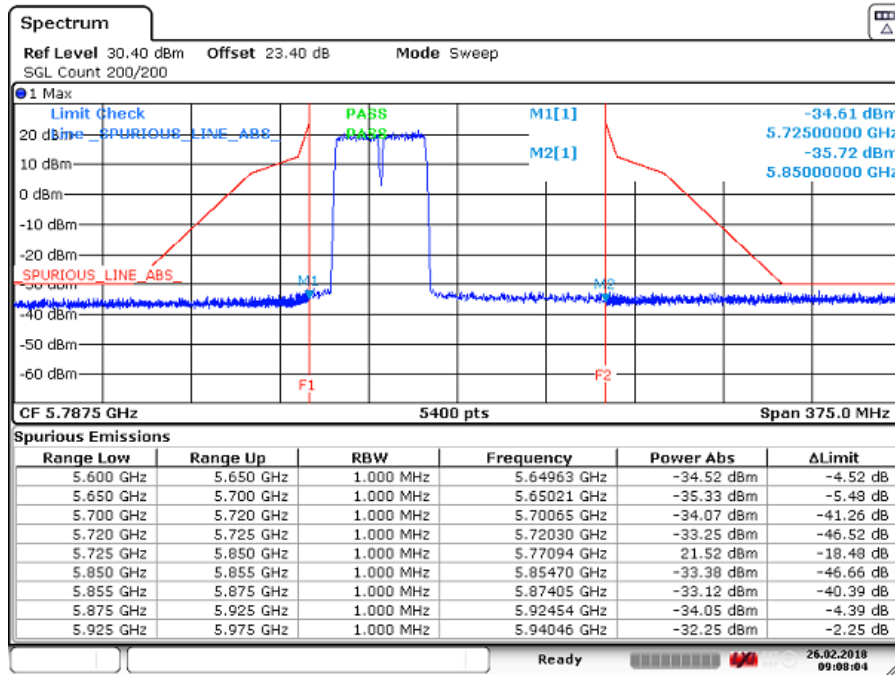
Date: 26.FEB.2018 09:06:17

Figure 329 Spurious Emissions (Lower Band Edge) – 64QAM (5745.0/ 5765.0 MHz) (2 X 20MHz Channel BW)



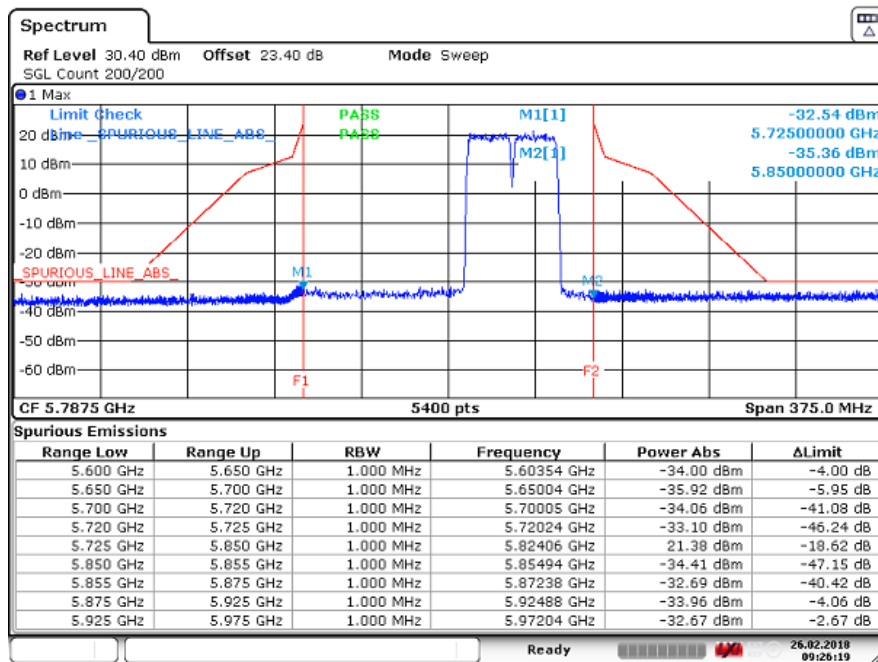
Date: 26.FEB.2018 09:07:12

Figure 330 Spurious Emissions (Lower Band Edge) – 16QAM (5745.0/ 5765.0 MHz) (2 X 20MHz Channel BW)



Date: 26.FEB.2018 09:08:05

Figure 331 Spurious Emissions (Lower Band Edge) – 256QAM (5745.0/ 5765.0 MHz) (2 X 20MHz Channel BW)



Date: 26.FEB.2018 09:26:20

Figure 332 Spurious Emissions (Upper Band Edge) – QPSK (5805.0/ 5825.0 MHz) (2 X 20MHz Channel BW)

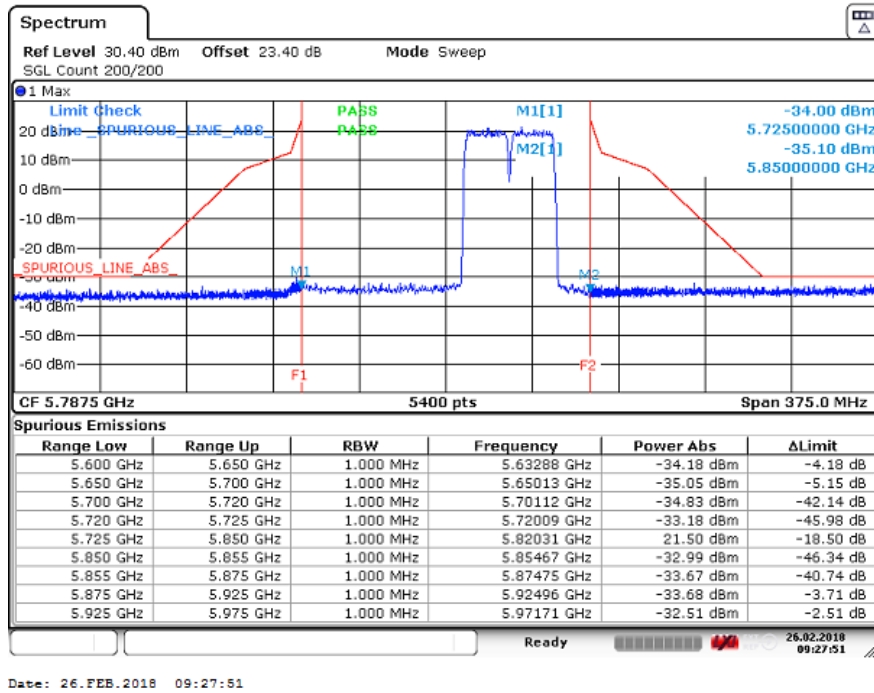


Figure 333 Spurious Emissions (Upper Band Edge) – 64QAM (5805.0/ 5825.0 MHz) (2 X 20MHz Channel BW)

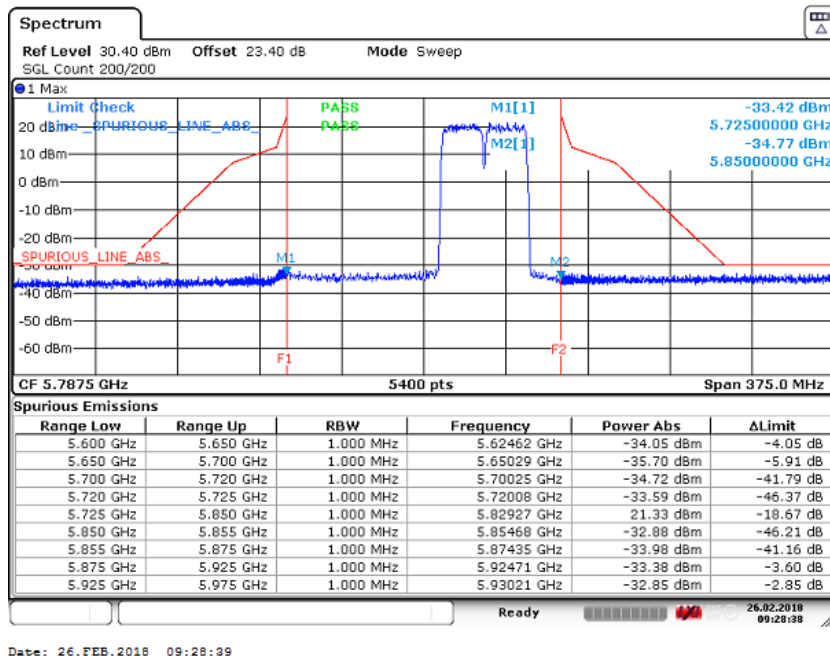


Figure 334 Spurious Emissions (Upper Band Edge) – 16QAM (5805.0/ 5825.0 MHz) (2 X 20MHz Channel BW)

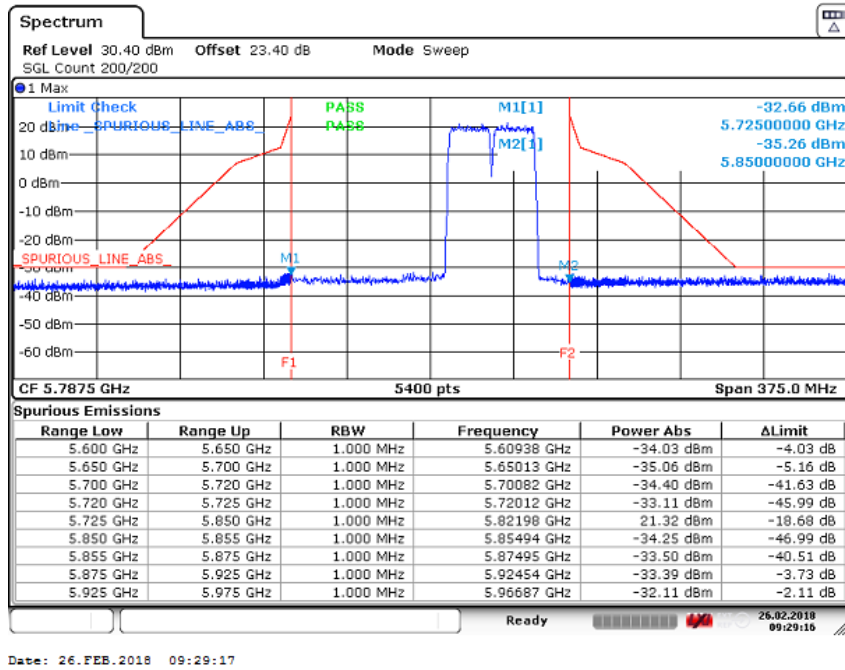


Figure 335 Spurious Emissions (Upper Band Edge) – 256QAM (5805.0/ 5825.0 MHz) (2 X 20MHz Channel BW)

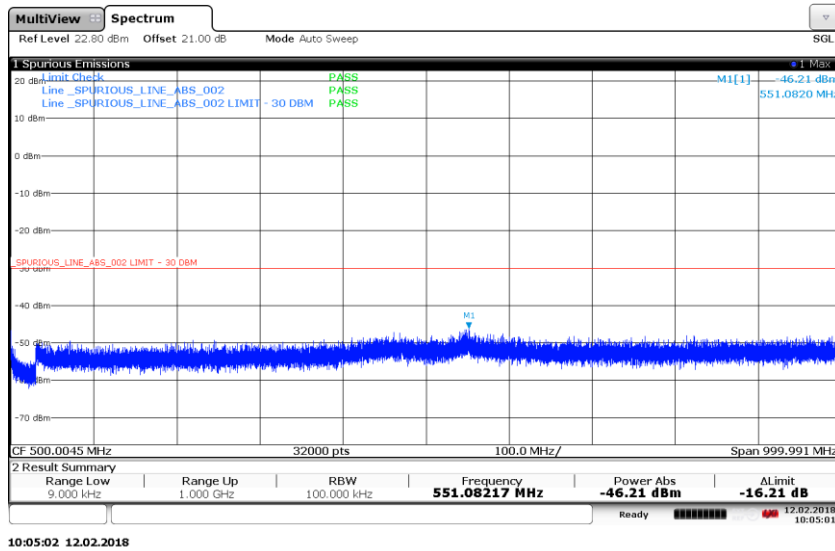


Figure 336 Spurious Emissions (9kHz – 1GHz) - QPSK (5765.0/ 5785.0 MHz) (2 X 20MHz Channel BW)

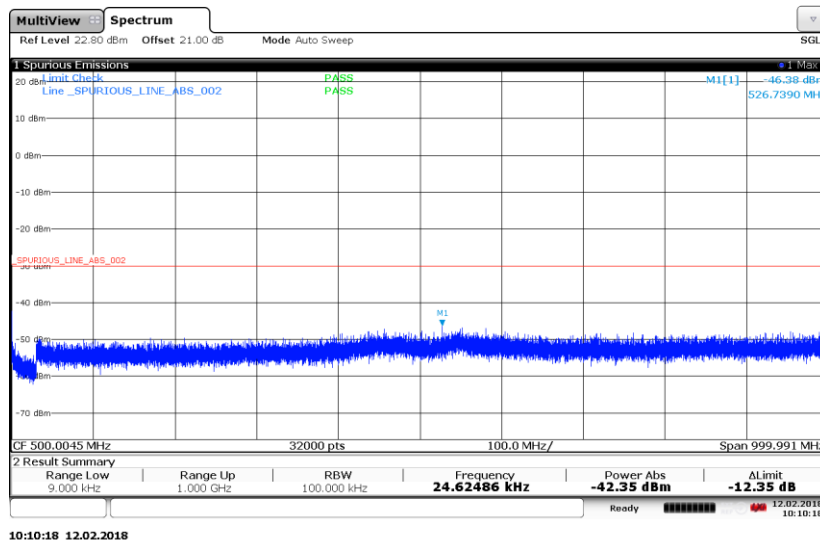


Figure 337 Spurious Emissions (9kHz – 1GHz) – 64QAM (5765.0/ 5785.0 MHz) (2 X 20MHz Channel BW)

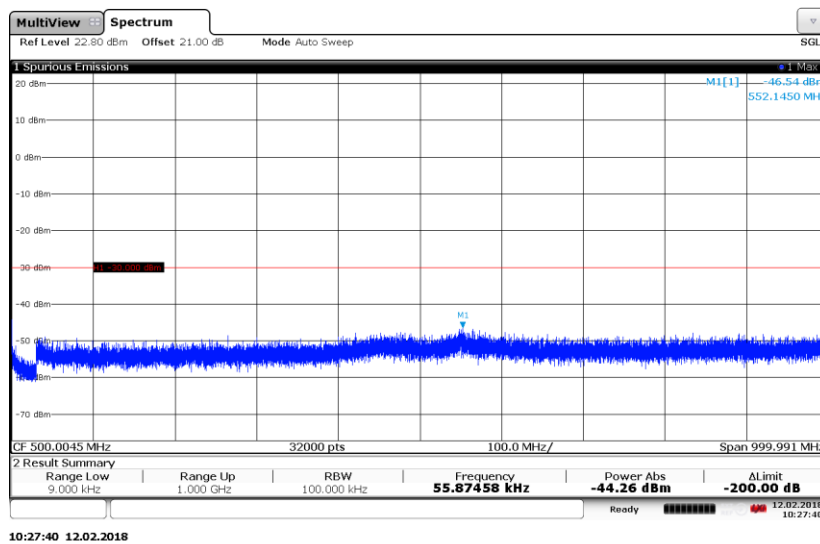
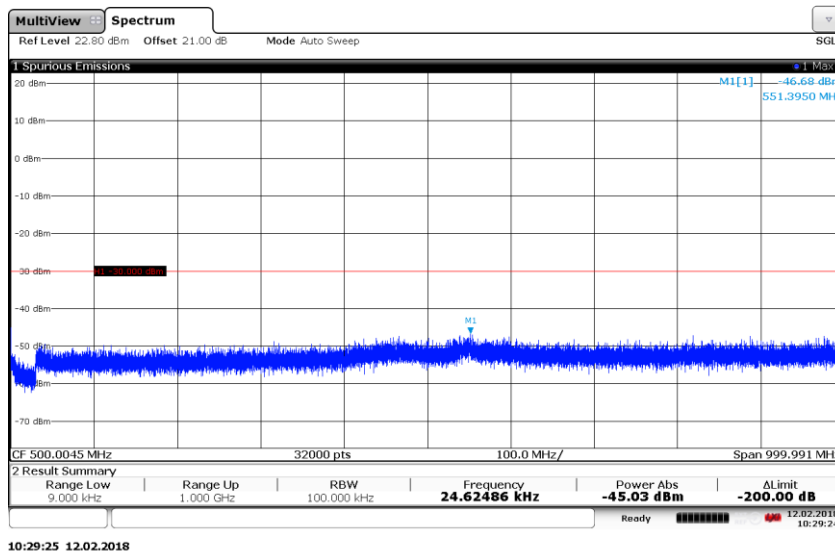
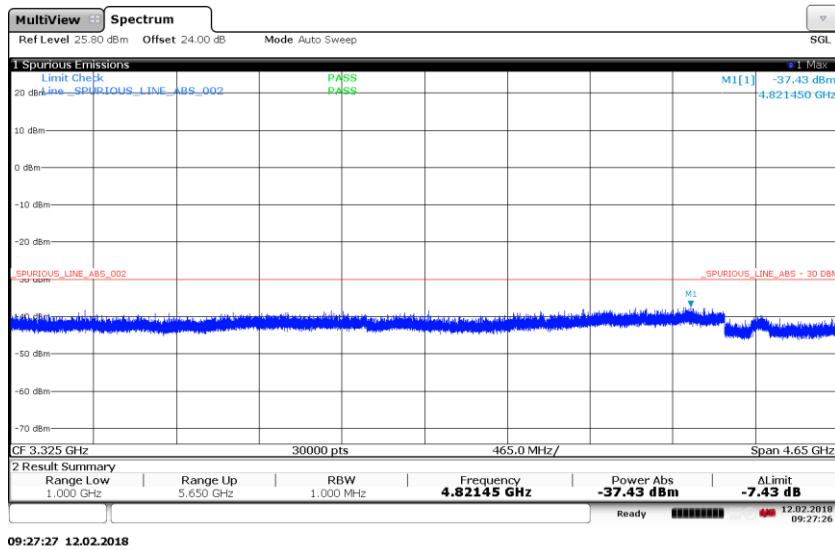


Figure 338 Spurious Emissions (9kHz – 1GHz) – 16QAM (5765.0/ 5785.0 MHz) (2 X 20MHz Channel BW)



10:29:25 12.02.2018

Figure 339 Spurious Emissions (9kHz – 1GHz) – 256QAM (5765.0/ 5785.0 MHz) (2 X 20MHz Channel BW)



09:27:27 12.02.2018

Figure 340 Spurious Emissions (1 GHz – 5.65 GHz) – QPSK (5765.0/ 5785.0 MHz) (2 X 20MHz Channel BW)

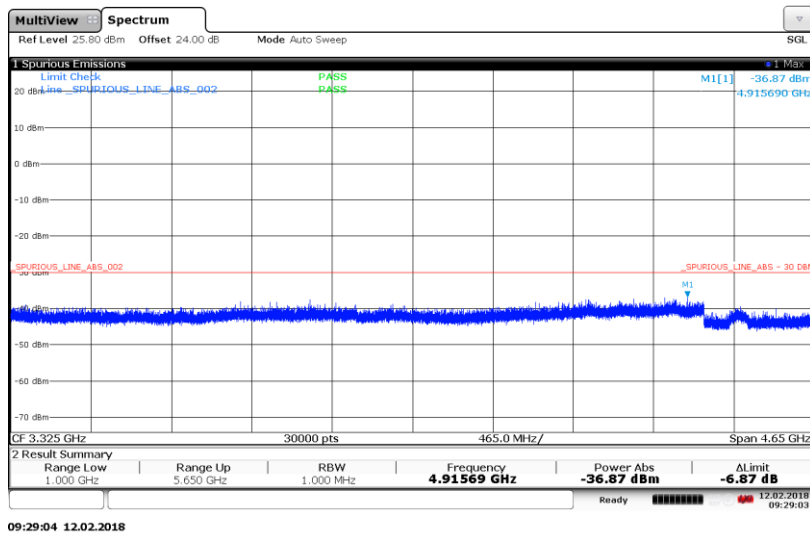


Figure 341 Spurious Emissions (1 GHz – 5.65 GHz) – 64QAM (5765.0/ 5785.0 MHz) (2 X 20MHz Channel BW)

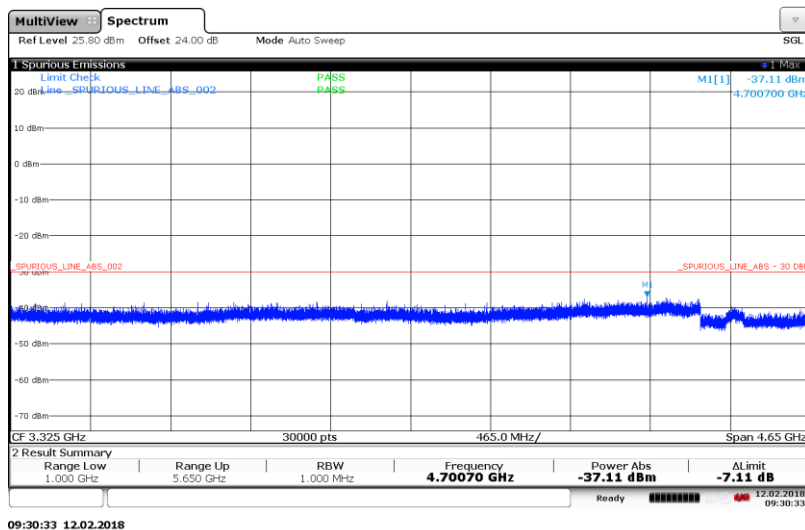


Figure 342 Spurious Emissions (1 GHz – 5.65 GHz) – 16QAM (5765.0/ 5785.0 MHz) (2 X 20MHz Channel BW)

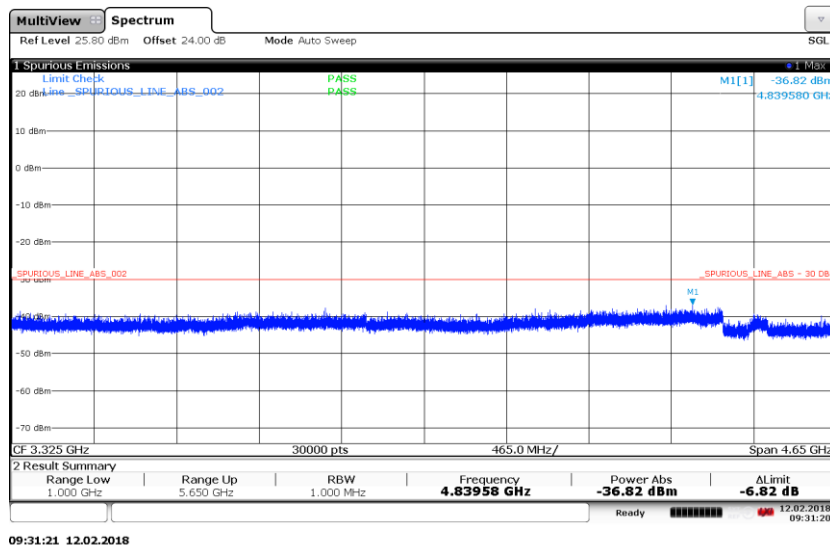


Figure 343 Spurious Emissions (1 GHz – 5.65 GHz) – 256QAM (5765.0/ 5785.0 MHz) (2 X 20MHz Channel BW)

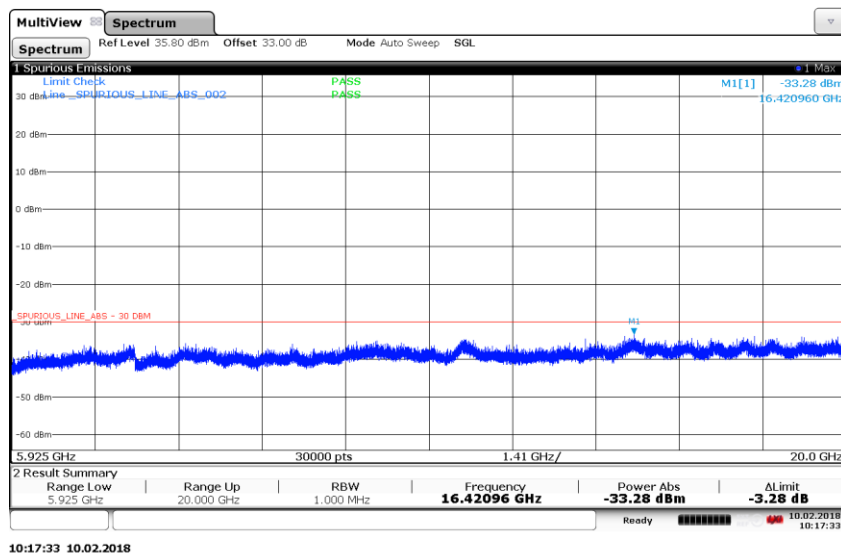


Figure 344 Spurious Emissions (5.925 GHz – 20 GHz) – QPSK (5765.0/ 5785.0 MHz) (2 X 20MHz Channel BW)

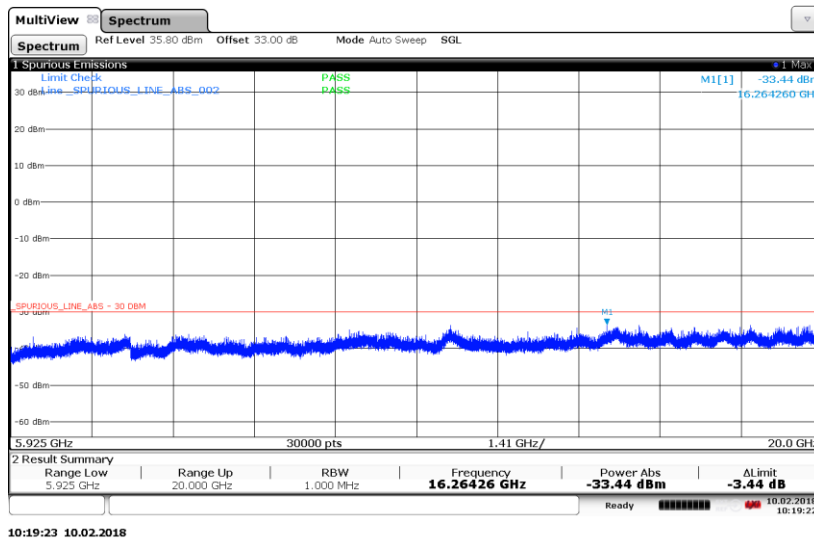


Figure 345 Spurious Emissions (5.925 GHz – 20 GHz) – 64QAM (5765.0/ 5785.0 MHz)
(2 X 20MHz Channel BW)

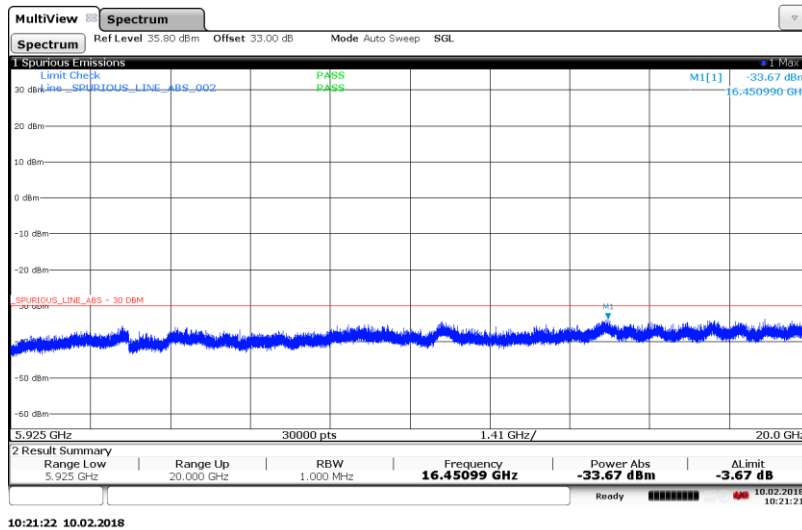


Figure 346 Spurious Emissions (5.925 GHz – 20 GHz) – 16QAM (5765.0/ 5785.0 MHz)
(2 X 20MHz Channel BW)

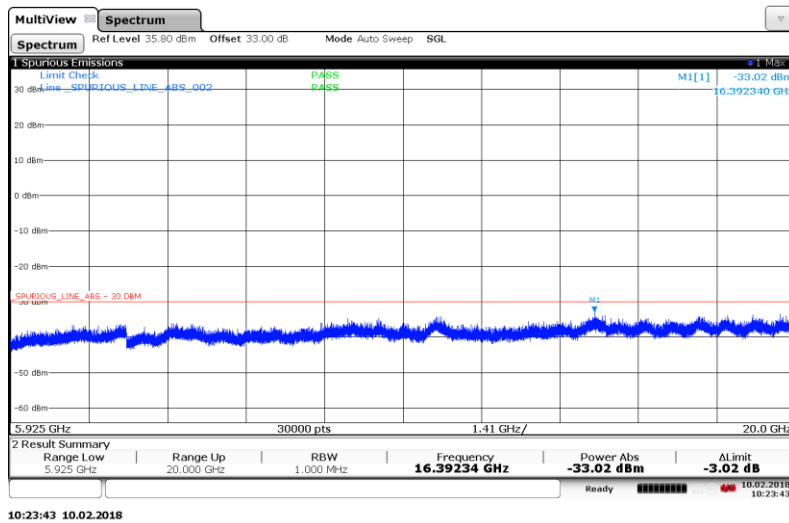


Figure 347 Spurious Emissions (5.925 GHz – 20 GHz) – 256QAM (5765.0/ 5785.0 MHz) (2 X 20MHz Channel BW)

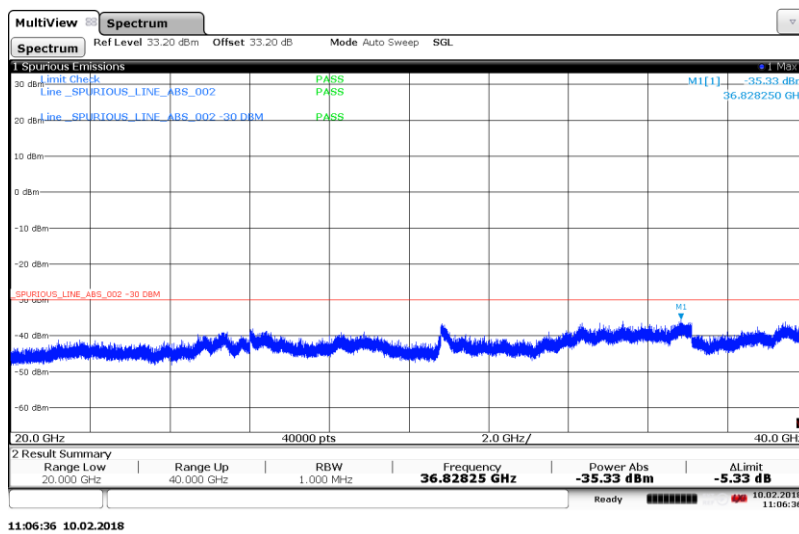


Figure 348 Spurious Emissions (20 GHz – 40 GHz) – QPSK (5765.0/ 5785.0MHz) (2 X 20MHz Channel BW)

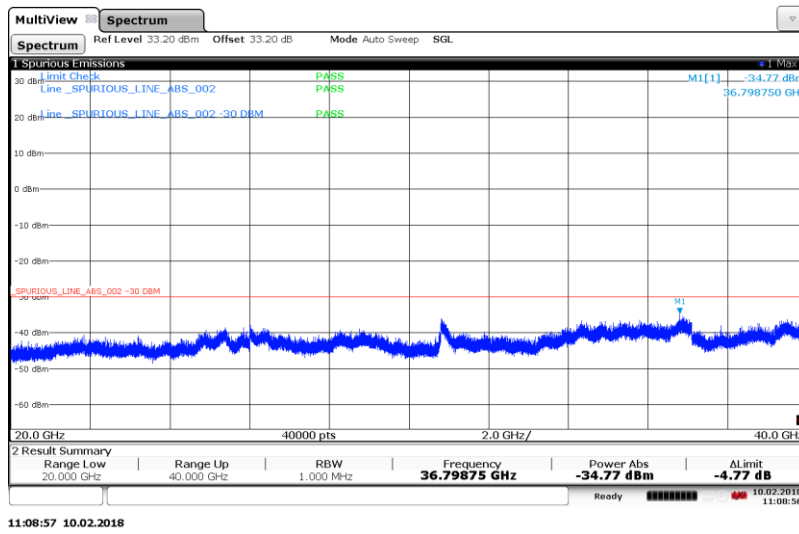


Figure 349 Spurious Emissions (20 GHz – 40 GHz) – 64QAM (5765.0/ 5785.0MHz) (2 X 20MHz Channel BW)

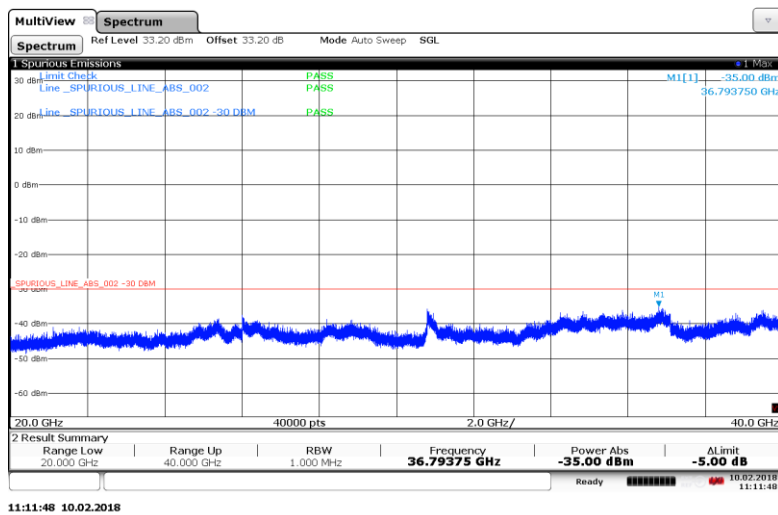


Figure 350 Spurious Emissions (20 GHz – 40 GHz) – 16QAM (5765.0/ 5785.0MHz) (2 X 20MHz Channel BW)

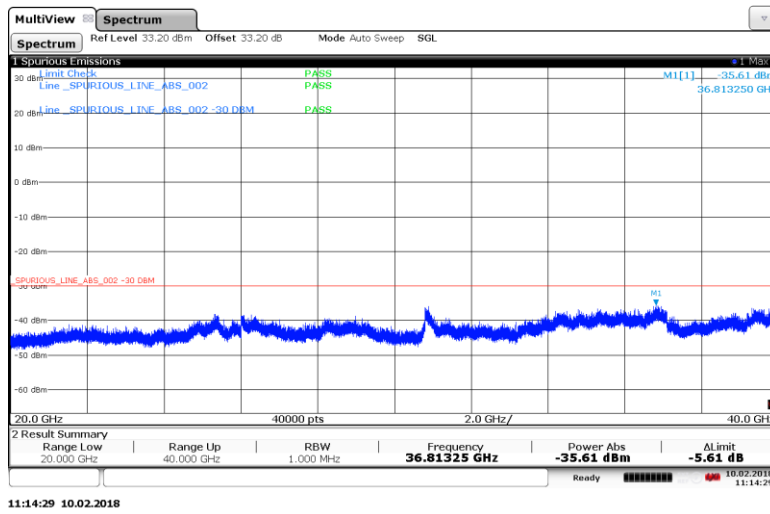
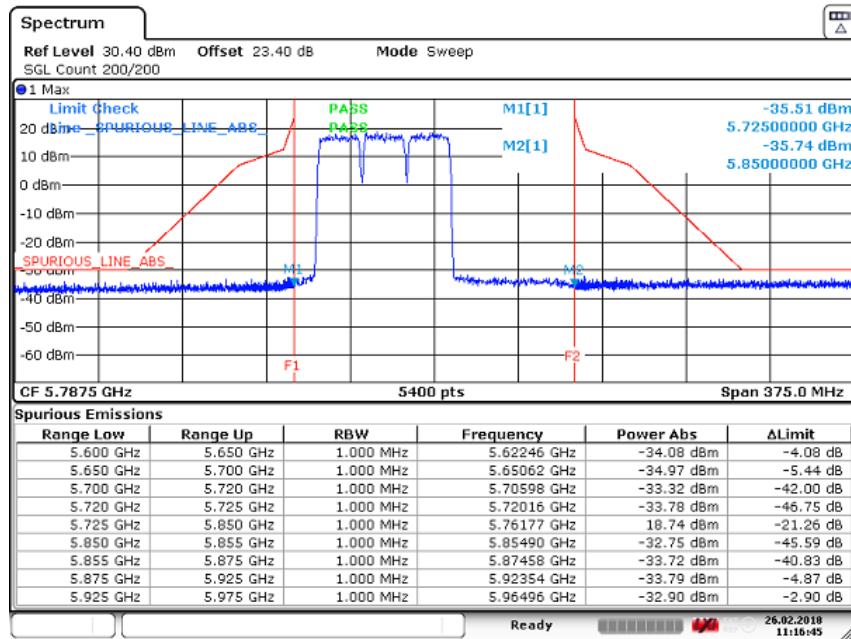


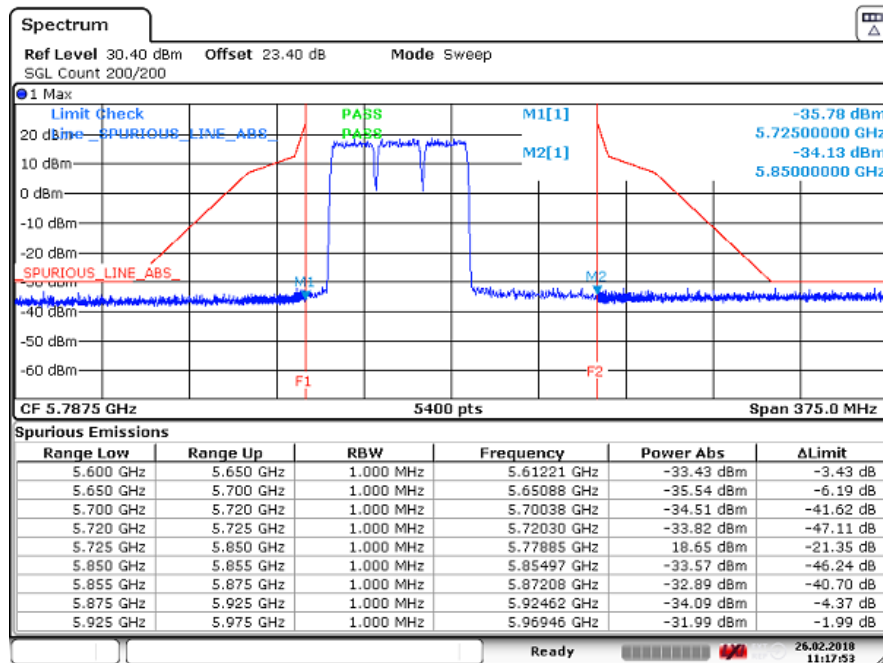
Figure 351 Spurious Emissions (20 GHz – 40 GHz) – 256QAM (5765.0/ 5785.0MHz) (2 X 20MHz Channel BW)

Config C ANT2:



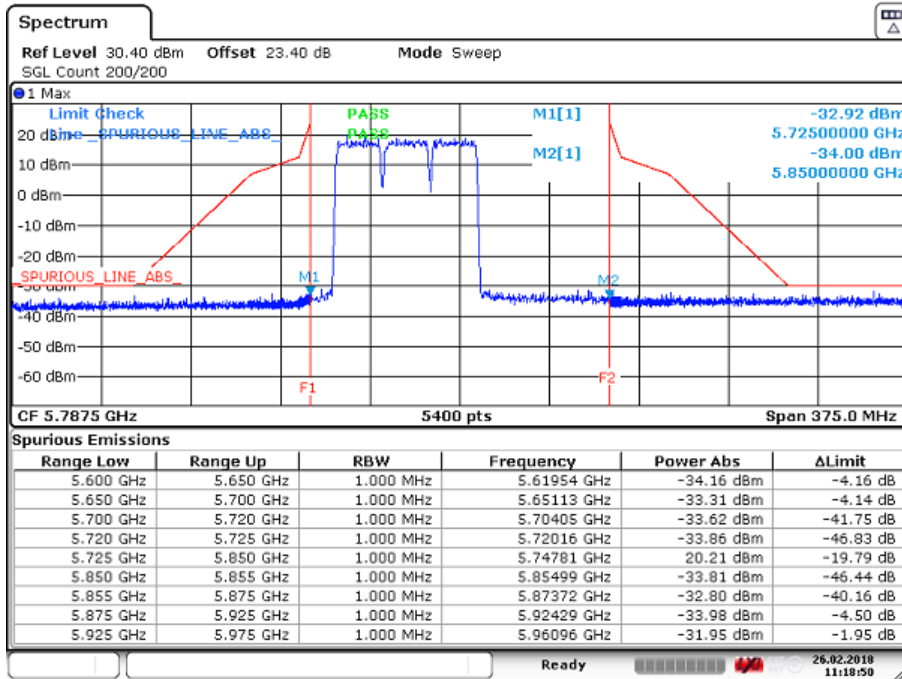
Date: 26.FEB.2018 11:16:46

Figure 352 Spurious Emissions (Lower Band Edge) – QPSK (5745.0/ 5765.0/ 5785.0 MHz) (3 X 20MHz Channel BW)



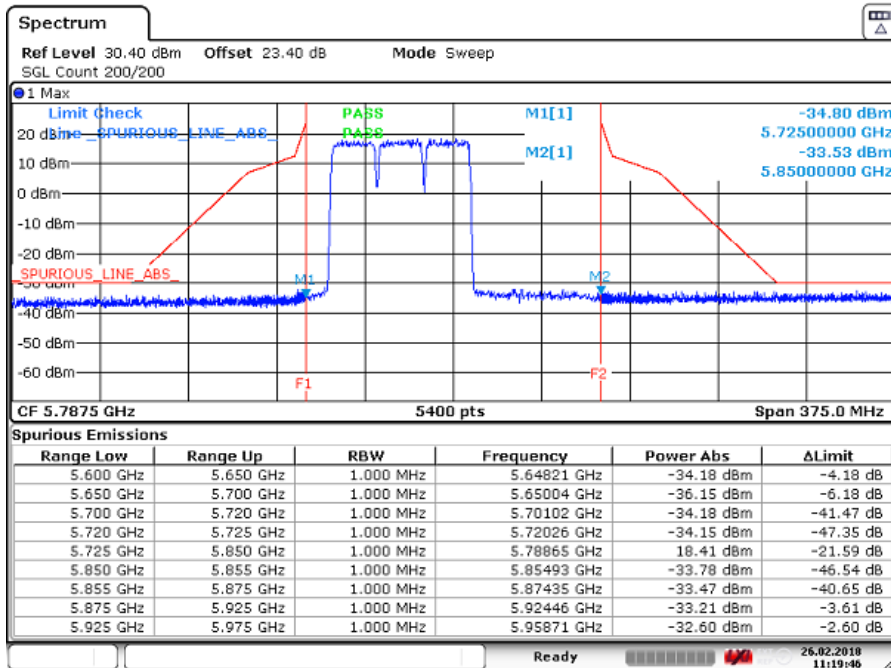
Date: 26.FEB.2018 11:17:53

Figure 353 Spurious Emissions (Lower Band Edge) – 64QAM (5745.0/ 5765.0/ 5785.0 MHz) (3 X 20MHz Channel BW)



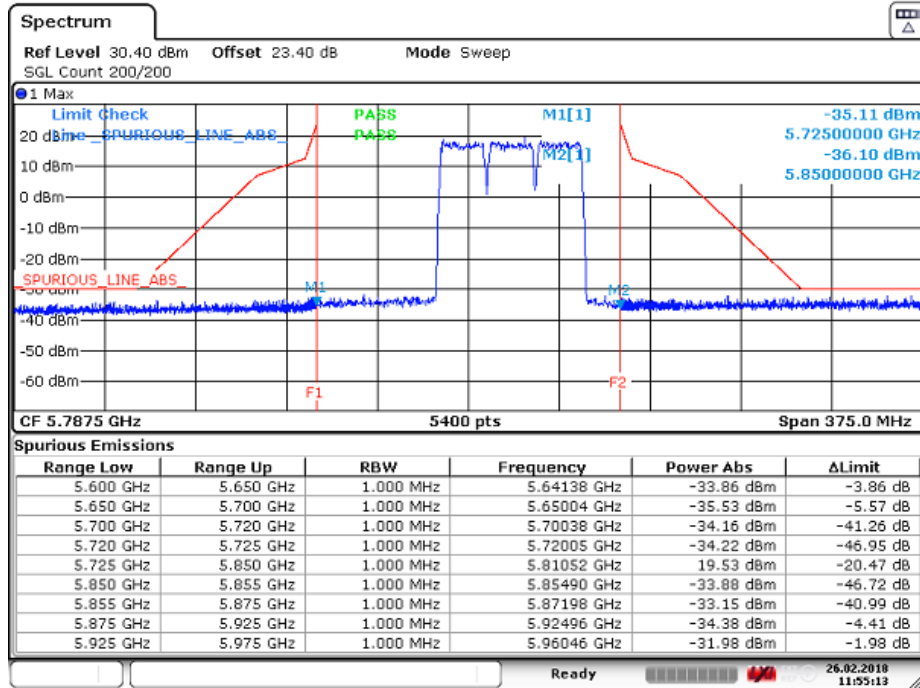
Date: 26.FEB.2018 11:18:50

Figure 354 Spurious Emissions (Lower Band Edge) – 16QAM (5745.0/ 5765.0/ 5785.0 MHz) (3 X 20MHz Channel BW)



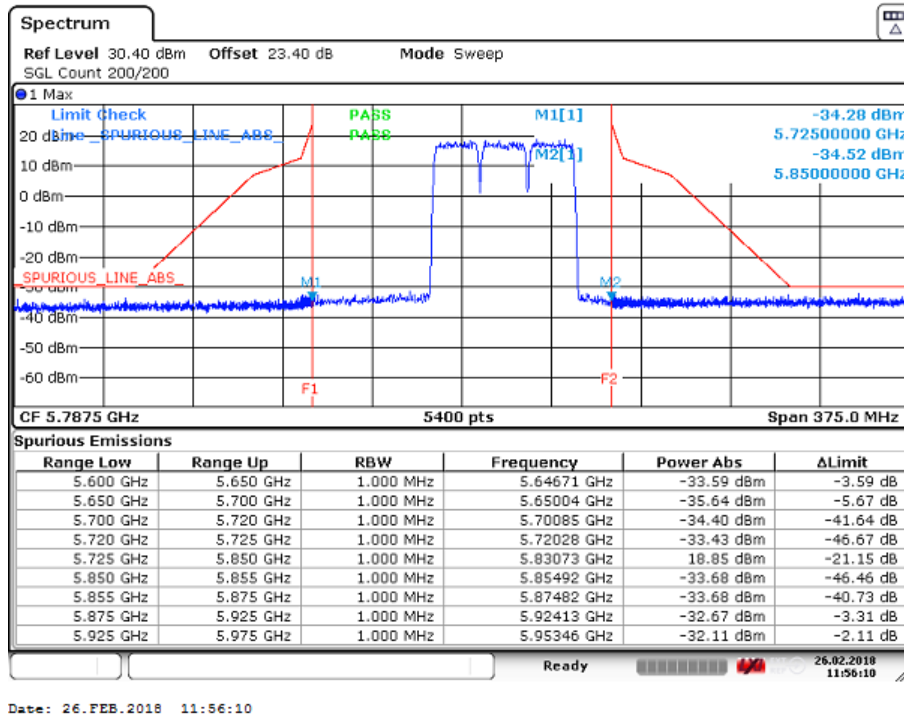
Date: 26.FEB.2018 11:19:47

Figure 355 Spurious Emissions (Lower Band Edge) – 256QAM (5745.0/ 5765.0/ 5785.0 MHz) (3 X 20MHz Channel BW)



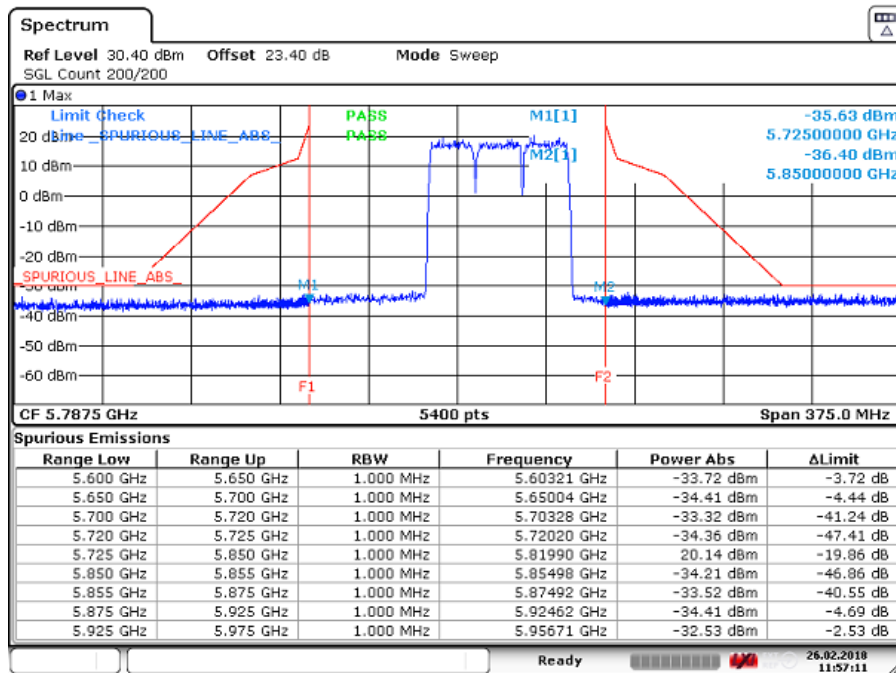
Date: 26.FEB.2018 11:55:13

Figure 356 Spurious Emissions (Upper Band Edge) – QPSK (5785.0/ 5805.0/ 5825.0 MHz) (3 X 20MHz Channel BW)



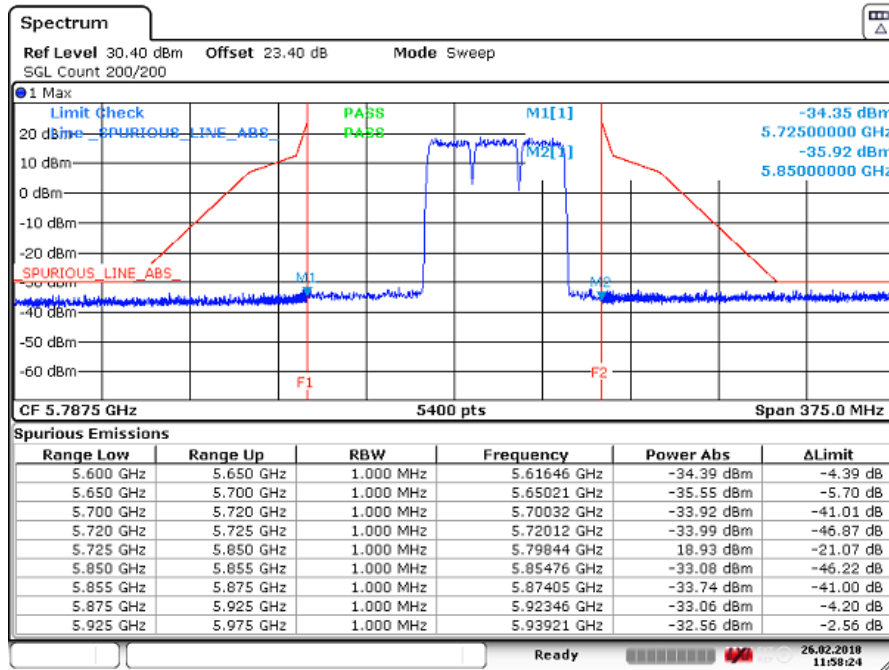
Date: 26.FEB.2018 11:56:10

Figure 357 Spurious Emissions (Upper Band Edge) – 64QAM (5785.0/ 5805.0/ 5825.0 MHz) (3 X 20MHz Channel BW)



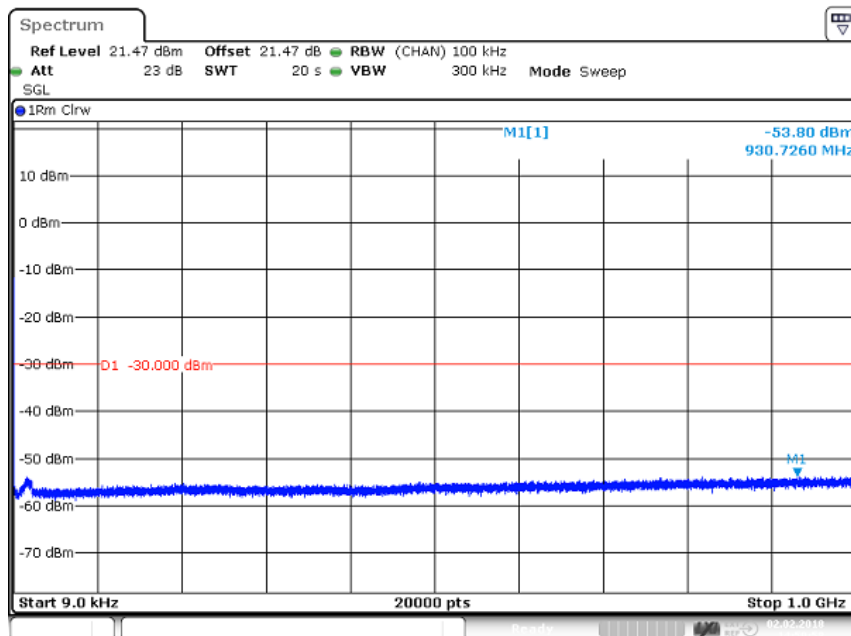
Date: 26.FEB.2018 11:57:11

Figure 358 Spurious Emissions (Upper Band Edge) – 16QAM (5785.0/ 5805.0/ 5825.0 MHz) (3 X 20MHz Channel BW)



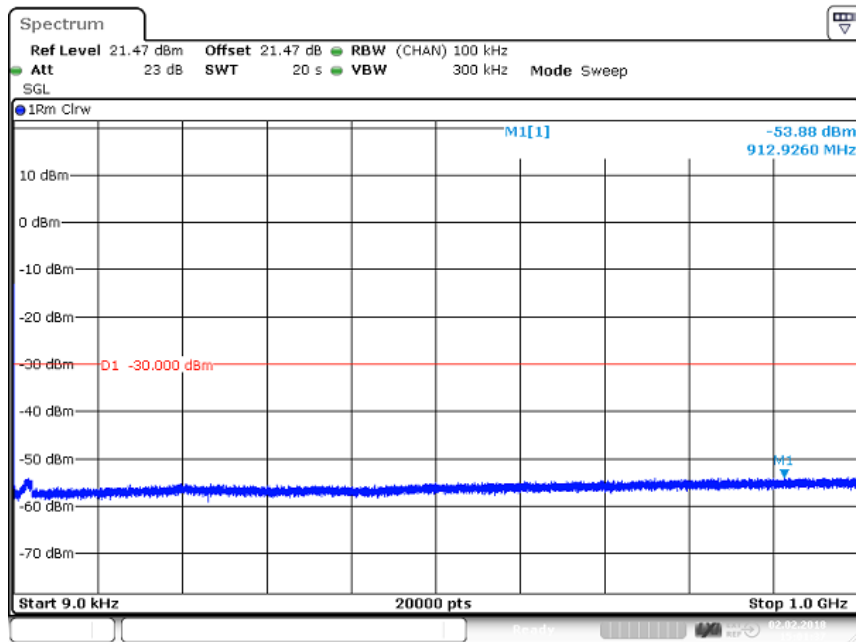
Date: 26.FEB.2018 11:58:25

Figure 359 Spurious Emissions (Upper Band Edge) – 256QAM (5785.0/ 5805.0/ 5825.0 MHz) (3 X 20MHz Channel BW)

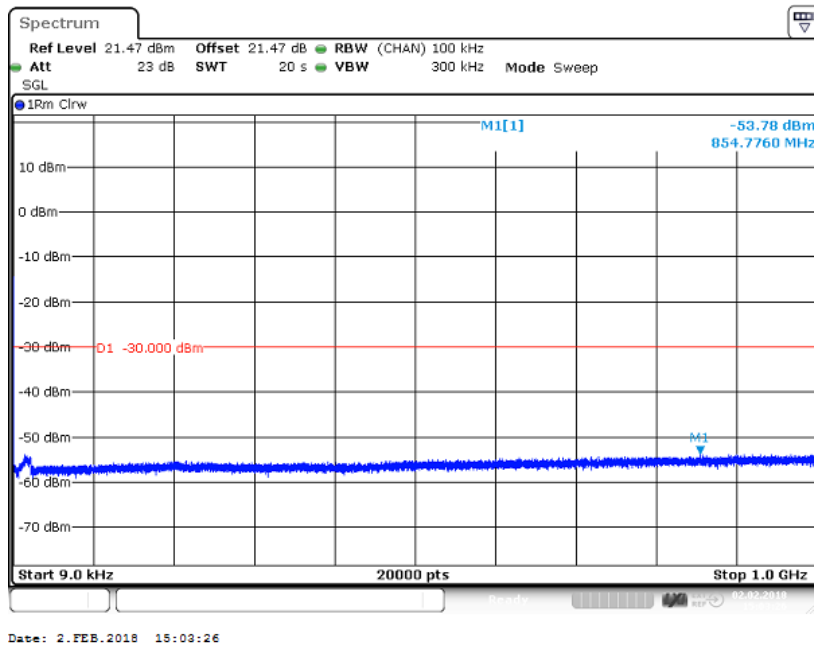


Date: 2.FEB.2018 14:59:59

Figure 360 Spurious Emissions (9kHz – 1GHz) - QPSK (5765.0/ 5787.0/ 5805.0 MHz) (3 X 20MHz Channel BW)



**Figure 361 Spurious Emissions (9kHz – 1GHz) – 64QAM (5765.0/ 5787.0/ 5805.0 MHz)
(3 X 20MHz Channel BW)**



**Figure 362 Spurious Emissions (9kHz – 1GHz) – 16QAM (5765.0/ 5787.0/ 5805.0 MHz)
(3 X 20MHz Channel BW)**

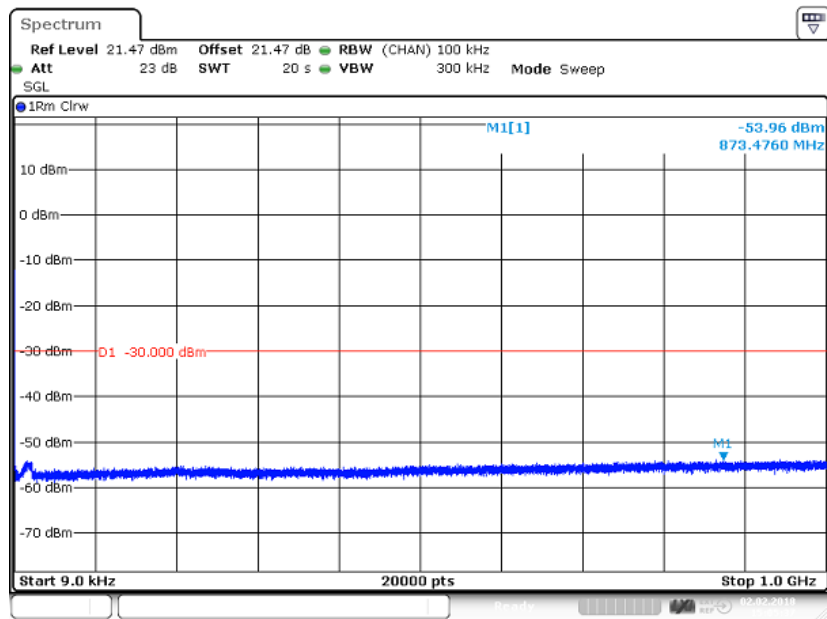


Figure 363 Spurious Emissions (9kHz – 1GHz) – 256QAM (5765.0/ 5787.0/ 5805.0 MHz) (3 X 20MHz Channel BW)

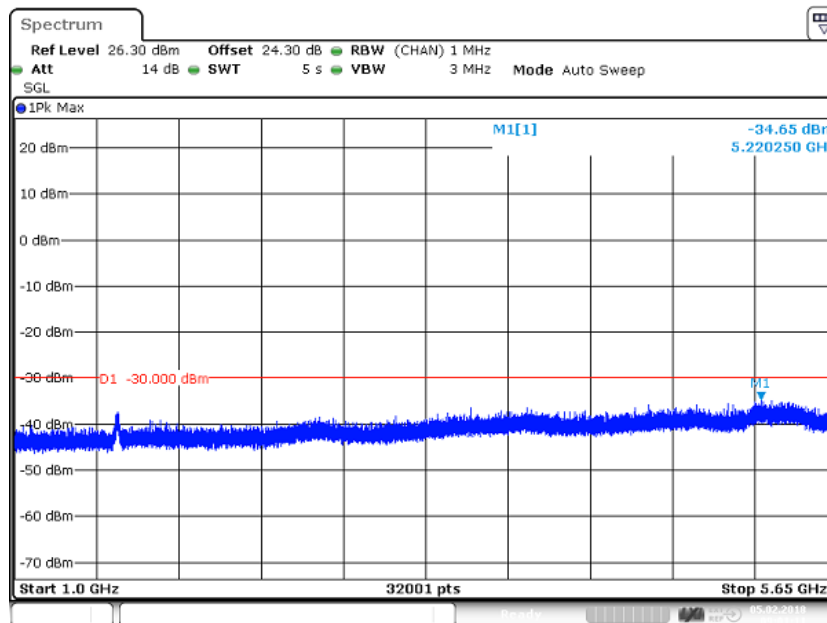
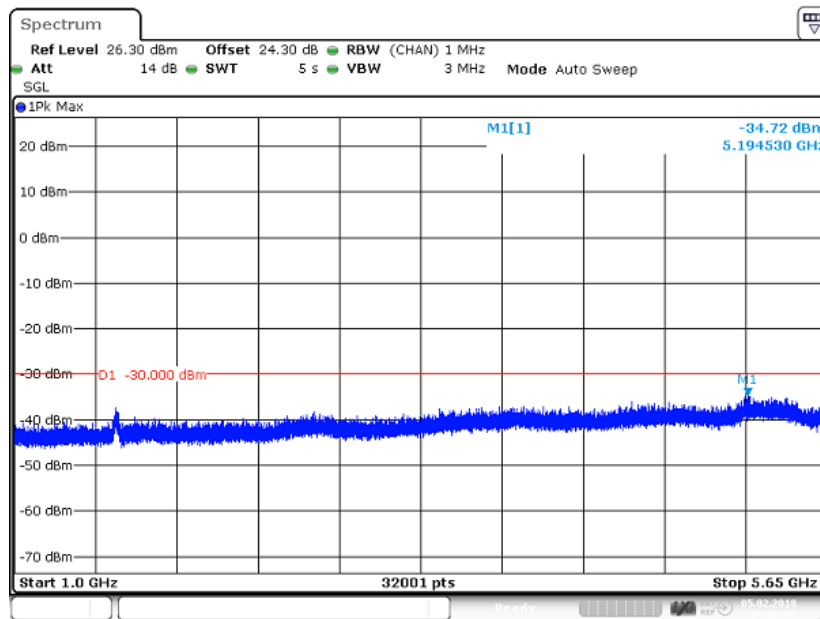
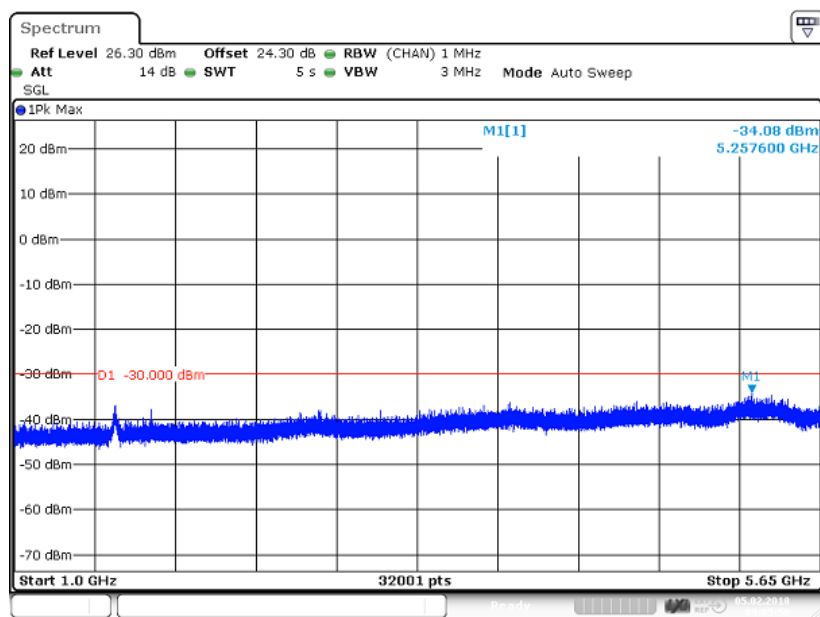


Figure 364 Spurious Emissions (1 GHz – 5.65 GHz) – QPSK (5765.0/ 5787.0/ 5805.0 MHz) (3 X 20MHz Channel BW)



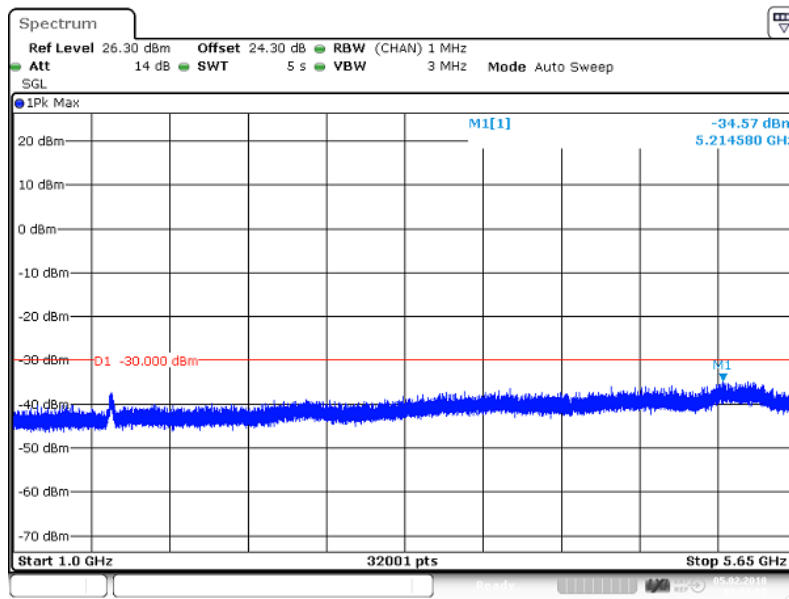
Date: 5.FEB.2018 09:03:52

Figure 365 Spurious Emissions (1 GHz – 5.65 GHz) – 64QAM (5765.0/ 5787.0/ 5805.0 MHz) (3 X 20MHz Channel BW)



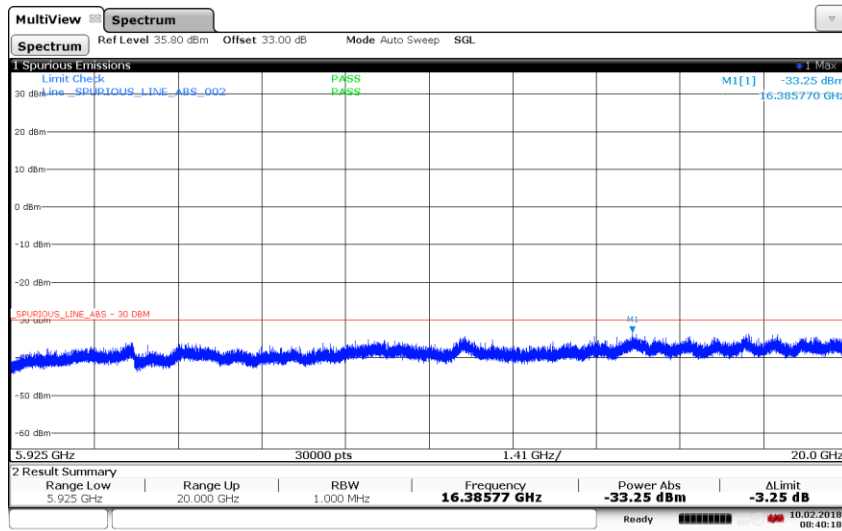
Date: 5.FEB.2018 09:05:56

Figure 366 Spurious Emissions (1 GHz – 5.65 GHz) – 16QAM (5765.0/ 5787.0/ 5805.0 MHz) (3 X 20MHz Channel BW)



Date: 5.FEB.2018 09:07:59

Figure 367 Spurious Emissions (1 GHz – 5.65 GHz) – 256QAM (5765.0/ 5787.0/ 5805.0 MHz) (3 X 20MHz Channel BW)



08:40:19 10.02.2018

Figure 368 Spurious Emissions (5.925 GHz – 20 GHz) – QPSK (5765.0/ 5787.0/ 5805.0 MHz) (3 X 20MHz Channel BW)

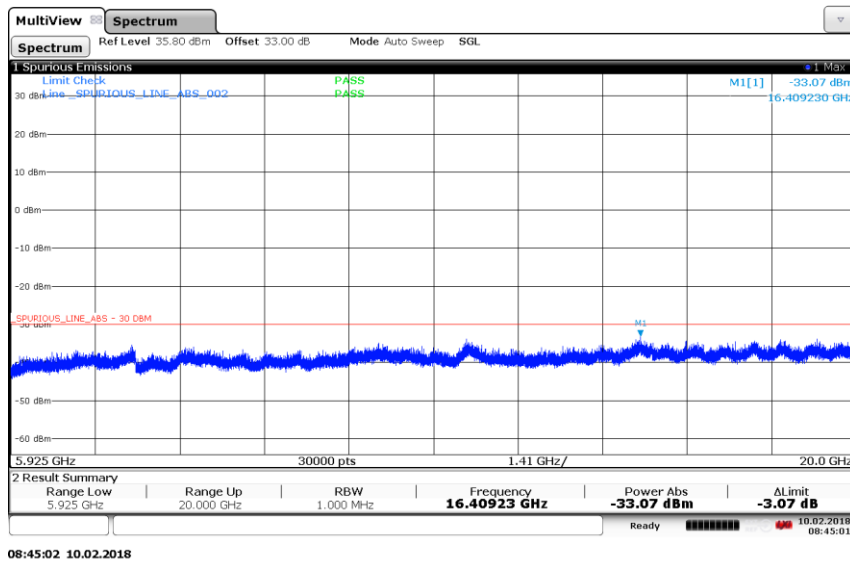


Figure 369 Spurious Emissions (5.925 GHz – 20 GHz) – 64QAM (5765.0/ 5787.0/ 5805.0 MHz) (3 X 20MHz Channel BW)

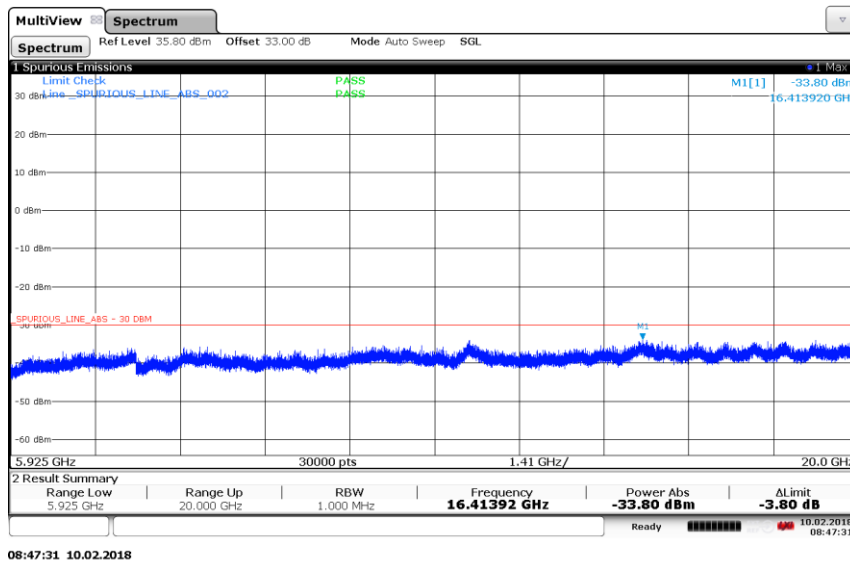


Figure 370 Spurious Emissions (5.925 GHz – 20 GHz) – 16QAM (5765.0/ 5787.0/ 5805.0 MHz) (3 X 20MHz Channel BW)

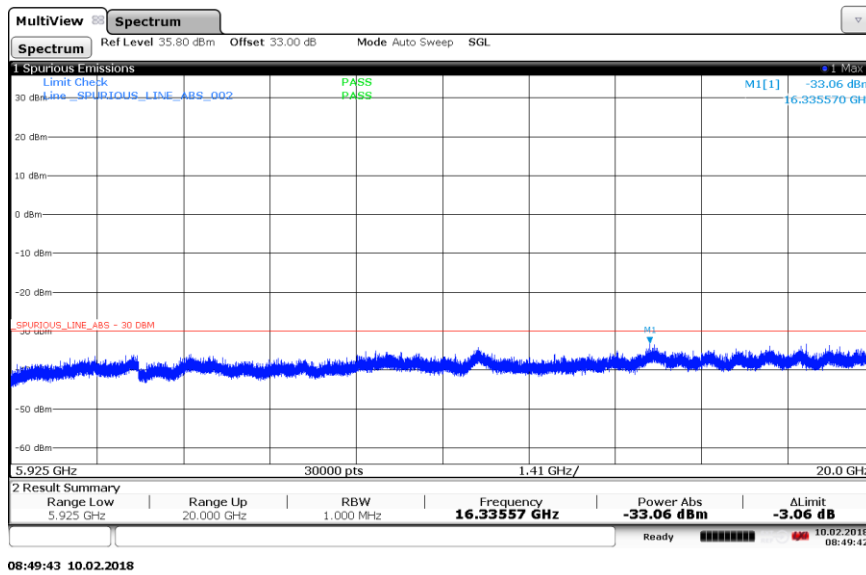


Figure 371 Spurious Emissions (5.925 GHz – 20 GHz) – 256QAM (5765.0/ 5787.0/ 5805.0 MHz) (3 X 20MHz Channel BW)

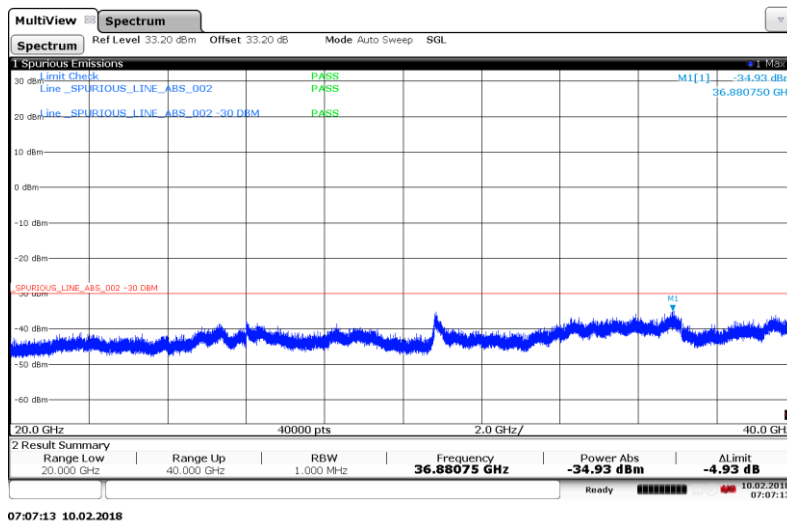
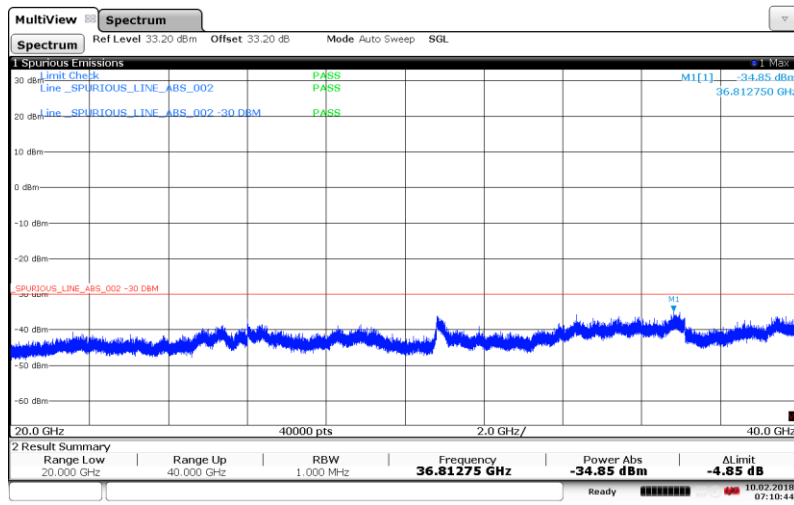
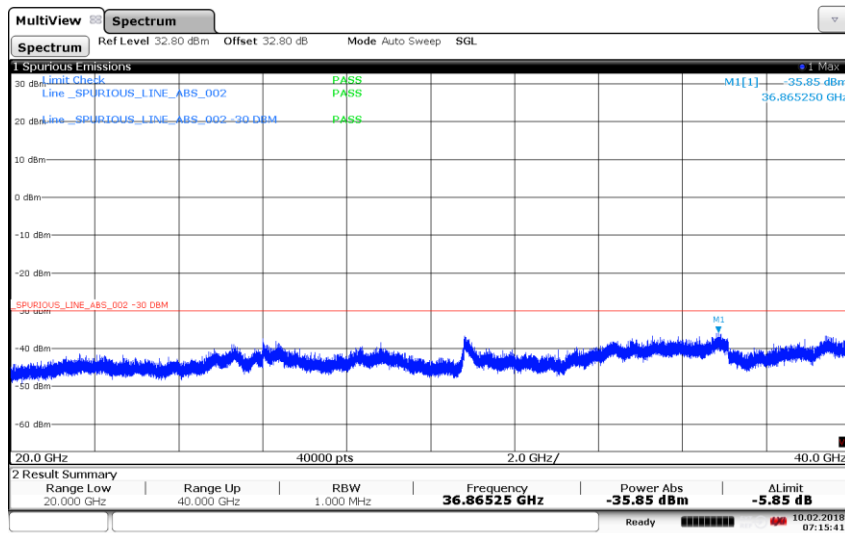


Figure 372 Spurious Emissions (20 GHz – 40 GHz) – QPSK (5765.0/ 5787.0/ 5805.0 MHz) (3 X 20MHz Channel BW)



07:10:44 10.02.2018

Figure 373 Spurious Emissions (20 GHz – 40 GHz) – 64QAM (5765.0/ 5787.0/ 5805.0 MHz) (3 X 20MHz Channel BW)



07:15:41 10.02.2018

Figure 374 Spurious Emissions (20 GHz – 40 GHz) – 16QAM (5765.0/ 5787.0/ 5805.0 MHz) (3 X 20MHz Channel BW)

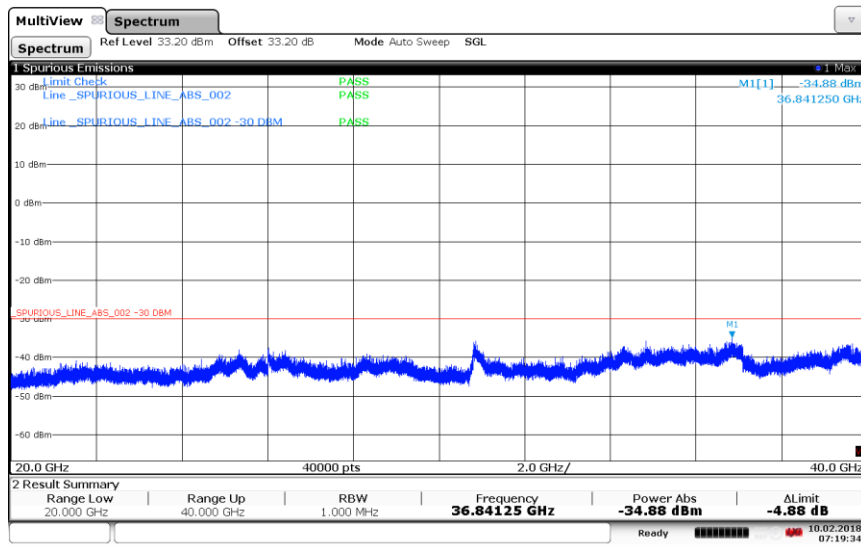


Figure 375 Spurious Emissions (20 GHz – 40 GHz) – 256QAM (5765.0/ 5787.0/ 5805.0 MHz) (3 X 20MHz Channel BW)

5.2.5. Test No. 5: Field Strength of Spurious Radiation

Config A, B, C:


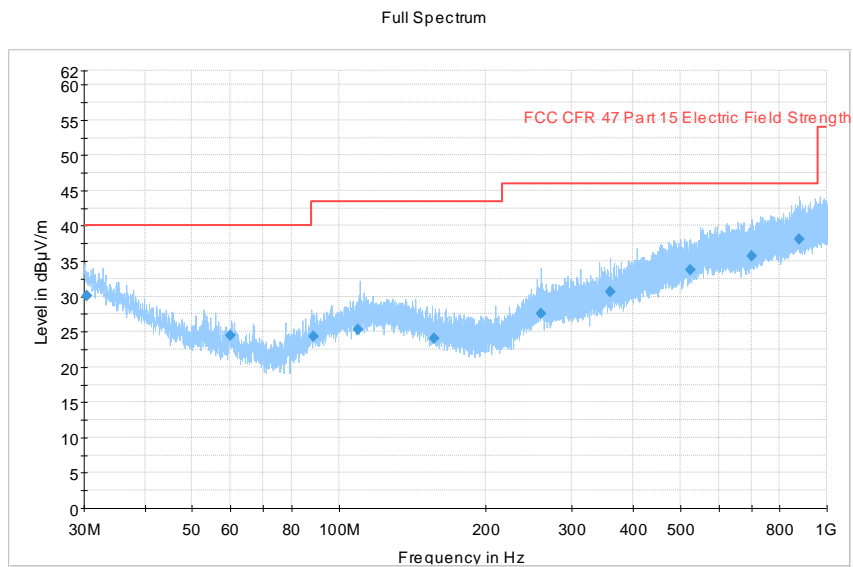


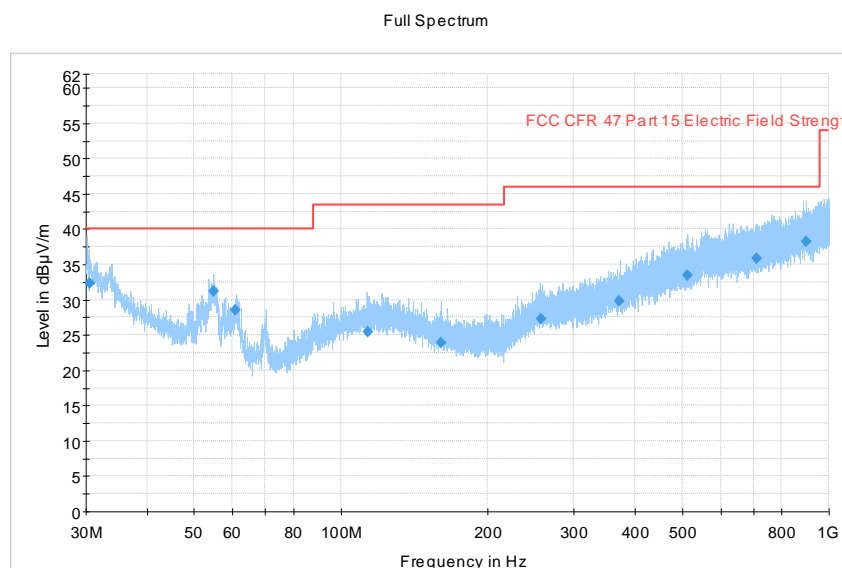
Figure 376 Photograph of the anechoic chamber with the EUT

Config A (UNII-1):



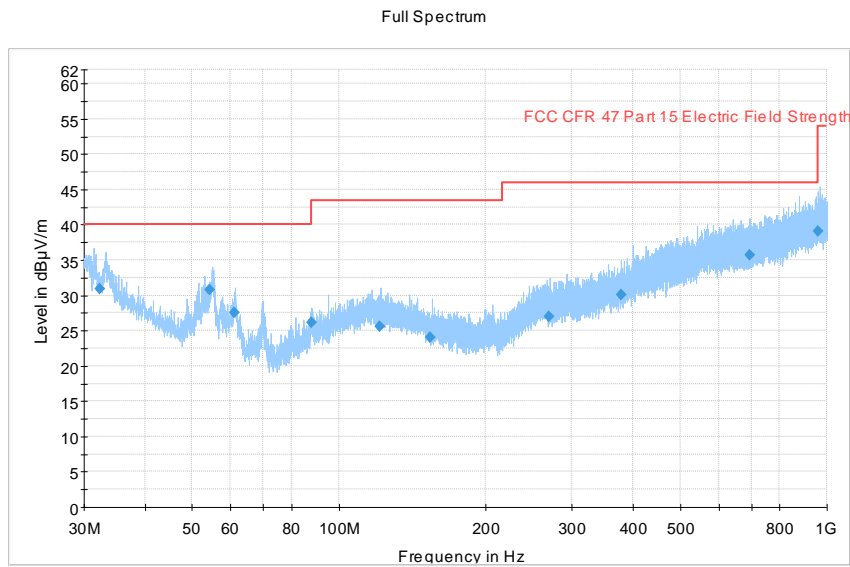
Frequency (MHz)	QuasiPeak (dB μ V/m)	Limit (dB μ V/m)	Margin (dB)	Height (cm)	Pol	Azimuth (deg)
30.390000	30.07	40.00	9.93	333.0	H	238.0
59.897000	24.50	40.00	15.50	190.0	V	31.0
88.529667	24.29	43.50	19.21	256.0	H	205.0
109.363000	25.28	43.50	18.22	145.0	V	116.0
156.496333	23.98	43.50	19.52	204.0	V	71.0
259.095667	27.62	46.00	18.38	106.0	V	305.0
359.077000	30.62	46.00	15.38	171.0	V	29.0
524.871333	33.68	46.00	12.32	121.0	H	152.0
700.060667	35.76	46.00	10.24	175.0	V	167.0
878.599000	38.10	46.00	7.90	124.0	H	152.0

Figure 377 Radiated Emission 30MHz – 1GHz (5180MHz) (20MHz Channel BW)



Frequency (MHz)	QuasiPeak (dB μ V/m)	Limit (dB μ V/m)	Margin (dB)	Height (cm)	Pol	Azimuth (deg)
30.510000	32.29	40.00	7.71	227.0	V	289.0
54.672667	31.20	40.00	8.80	102.0	V	77.0
60.857667	28.50	40.00	11.50	116.0	V	34.0
113.648000	25.51	43.50	17.99	181.0	V	309.0
160.386667	23.84	43.50	19.66	133.0	V	15.0
256.688667	27.28	46.00	18.72	288.0	V	95.0
372.457000	29.76	46.00	16.24	186.0	H	58.0
512.261667	33.45	46.00	12.55	113.0	V	137.0
710.662333	35.90	46.00	10.10	167.0	H	222.0
897.429333	38.29	46.00	7.71	178.0	H	133.0

Figure 378 Radiated Emission 30MHz – 1GHz (5220MHz) (20MHz Channel BW)



Frequency (MHz)	QuasiPeak (dBµV/m)	Limit (dBµV/m)	Margin (dB)	Height (cm)	Pol	Azimuth (deg)
32.265000	30.94	40.00	9.06	121.0	V	193.0
54.359000	30.75	40.00	9.25	102.0	V	54.0
61.111667	27.49	40.00	12.51	178.0	V	67.0
87.657333	26.15	40.00	13.85	186.0	V	167.0
120.933333	25.65	43.50	17.85	226.0	H	232.0
154.105333	23.98	43.50	19.52	264.0	V	51.0
269.429000	26.99	46.00	19.01	338.0	H	276.0
378.595000	30.11	46.00	15.89	102.0	H	45.0
694.419667	35.72	46.00	10.28	145.0	V	20.0
958.567333	39.05	46.00	6.95	111.0	H	282.0

Figure 379 Radiated Emission 30MHz – 1GHz (5240MHz) (20MHz Channel BW)

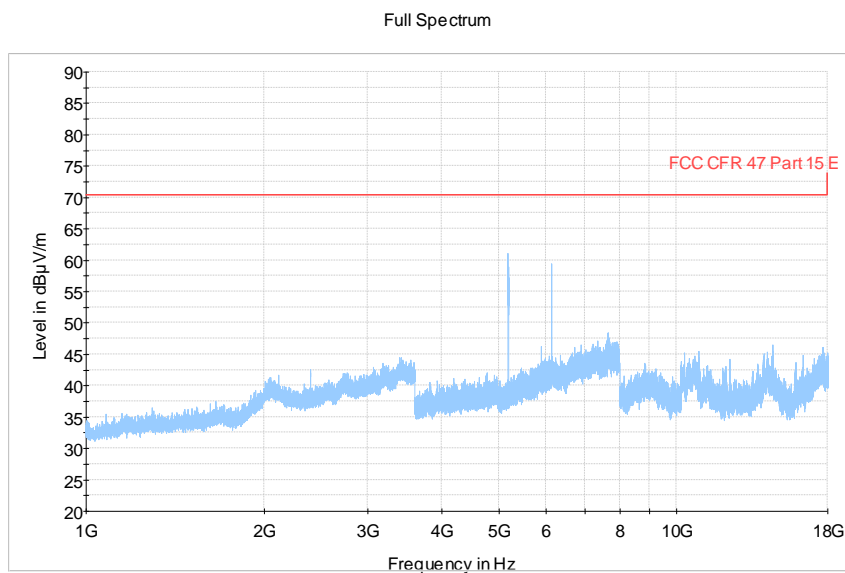


Figure 380 Radiated Emission 1GHz – 18GHz (5180MHz) (20MHz Channel BW)

FCC CFR 47 part 15E
(2018) and
FCC CFR 47 part 2 (2018)

29. May 2018

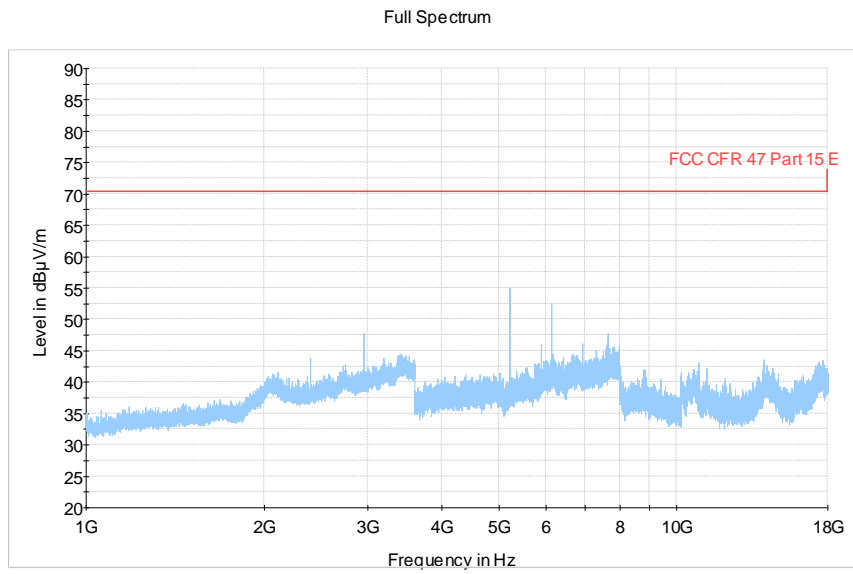


Figure 381 Radiated Emission 1GHz – 18GHz (5220MHz) (20MHz Channel BW)

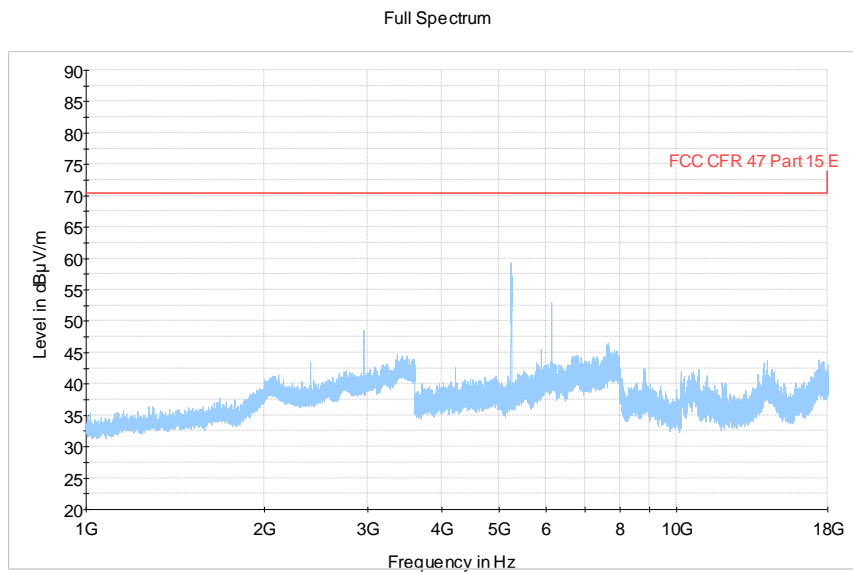


Figure 382 Radiated Emission 1GHz – 18GHz (5240MHz) (20MHz Channel BW)

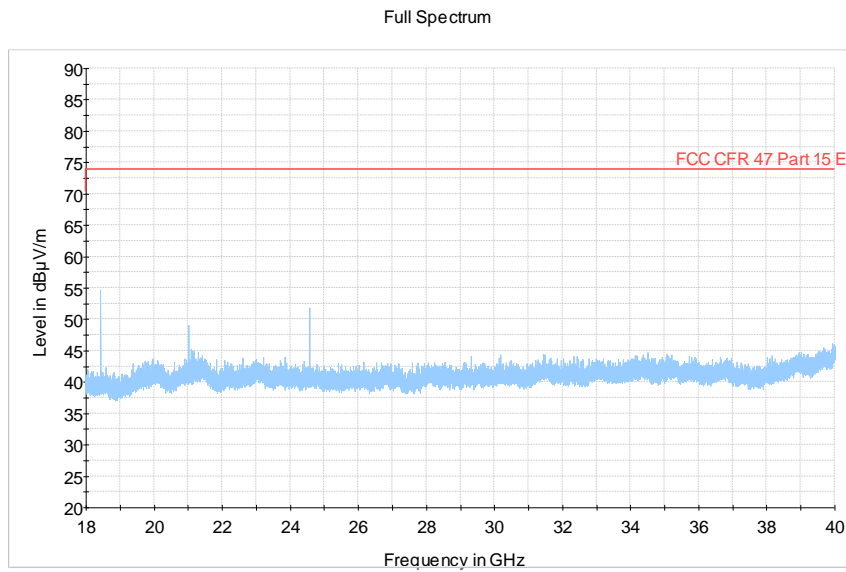


Figure 383 Radiated Emission 18GHz – 40GHz (5180MHz) (20MHz Channel BW)

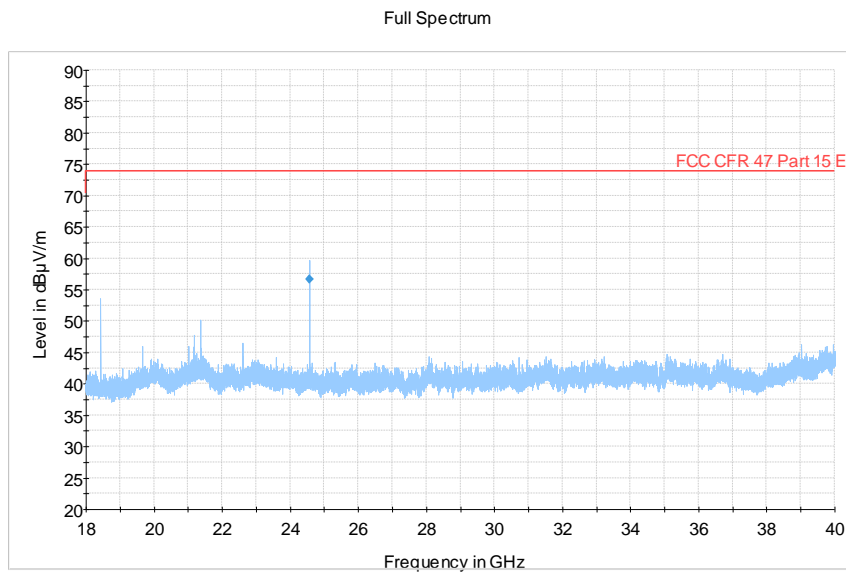


Figure 384 Radiated Emission 18GHz – 40GHz (5220MHz) (20MHz Channel BW)

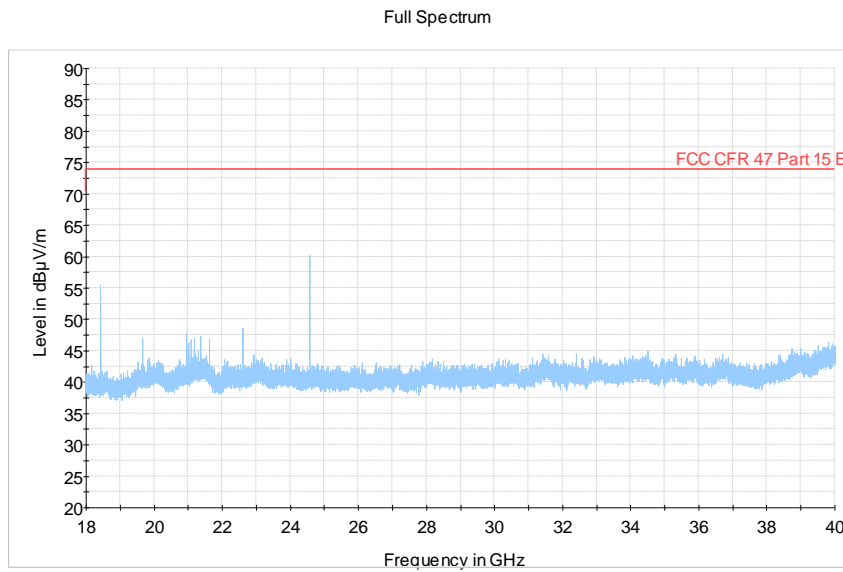
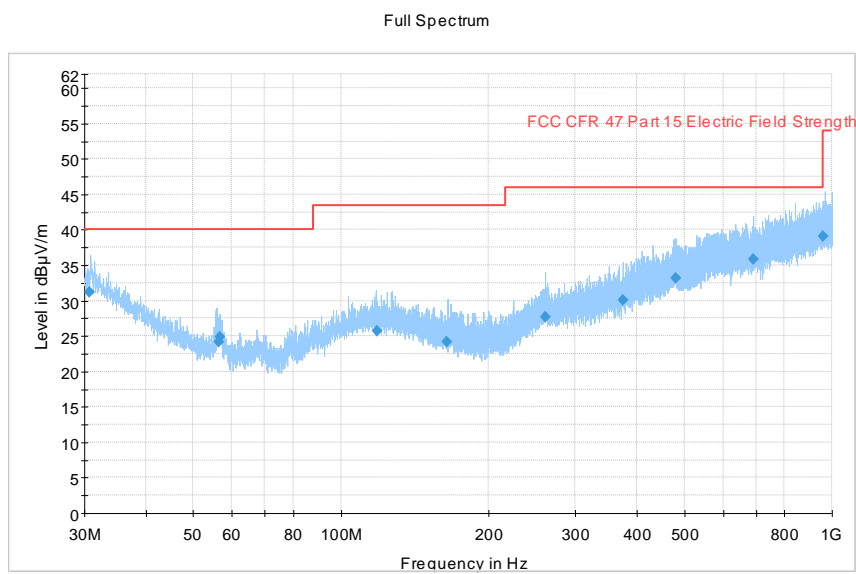


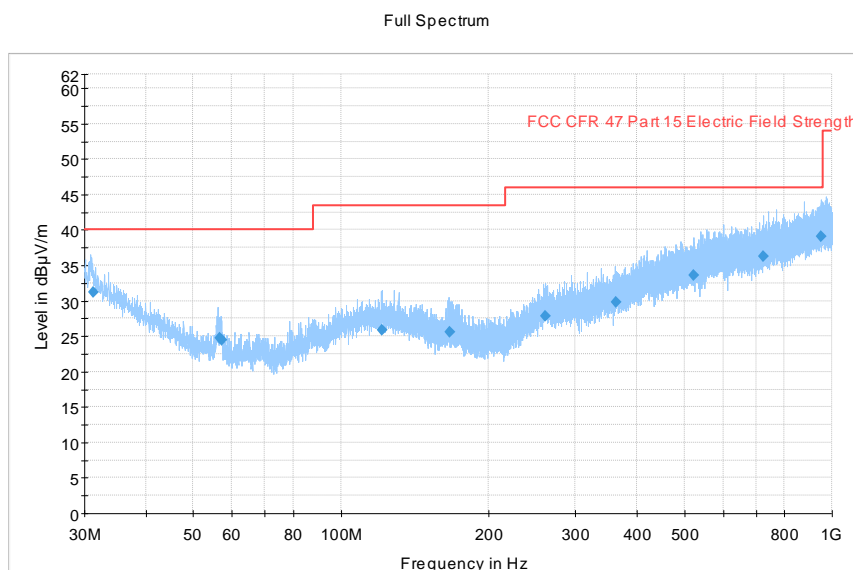
Figure 385 Radiated Emission 18GHz – 40GHz (5240MHz) (20MHz Channel BW)

Config B (UNII-1):



Frequency (MHz)	QuasiPeak (dBµV/m)	Limit (dBµV/m)	Margin (dB)	Height (cm)	Pol	Azimuth (deg)
30.780000	31.25	40.00	8.75	299.0	V	67.0
56.255333	24.20	40.00	15.80	111.0	V	284.0
56.579667	24.87	40.00	15.13	100.0	V	211.0
118.428667	25.73	43.50	17.77	325.0	V	296.0
164.193000	24.16	43.50	19.34	108.0	H	14.0
260.470000	27.72	46.00	18.28	204.0	V	225.0
375.783667	30.06	46.00	15.94	247.0	H	180.0
480.926667	33.23	46.00	12.77	338.0	V	105.0
691.910000	35.87	46.00	10.13	316.0	V	33.0
958.054667	39.10	46.00	6.90	262.0	V	103.0

Figure 386 Radiated Emission 30MHz – 1GHz (5180/5200MHz) (20MHz Channel BW)



Frequency (MHz)	QuasiPeak (dBµV/m)	Limit (dBµV/m)	Margin (dB)	Height (cm)	Pol	Azimuth (deg)
31.350000	31.16	40.00	8.84	125.0	V	324.0
56.540667	24.70	40.00	15.30	104.0	V	209.0
57.019000	24.47	40.00	15.53	111.0	V	287.0
121.073667	25.82	43.50	17.68	154.0	V	215.0
166.732333	25.65	43.50	17.85	129.0	H	-2.0
260.079333	27.78	46.00	18.22	322.0	V	12.0
362.741667	29.86	46.00	16.14	142.0	H	333.0
521.504000	33.63	46.00	12.37	203.0	H	204.0
724.466667	36.28	46.00	9.72	235.0	H	135.0
947.895667	39.02	46.00	6.98	111.0	V	145.0

Figure 387 Radiated Emission 30MHz – 1GHz (5220/5240MHz) (20MHz Channel BW)

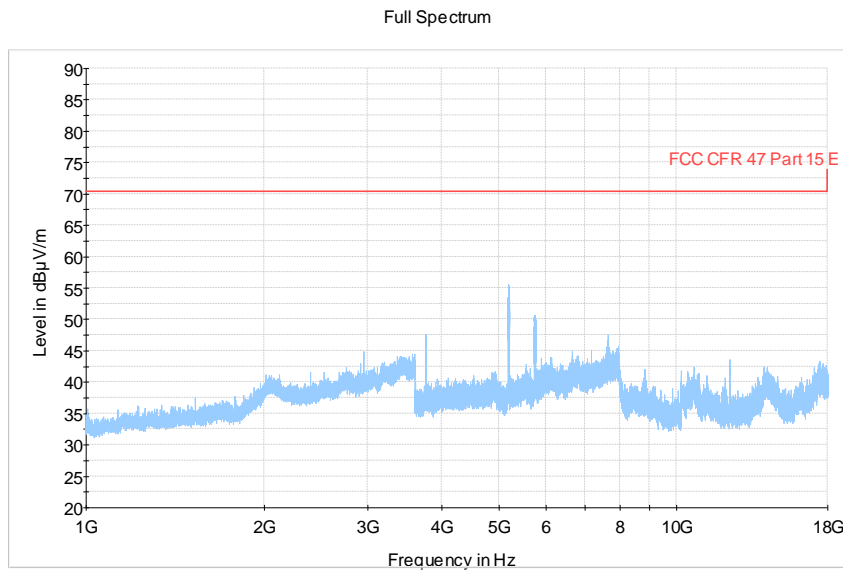


Figure 388 Radiated Emission 1GHz – 18GHz (5180/5200MHz) (20MHz Channel BW)

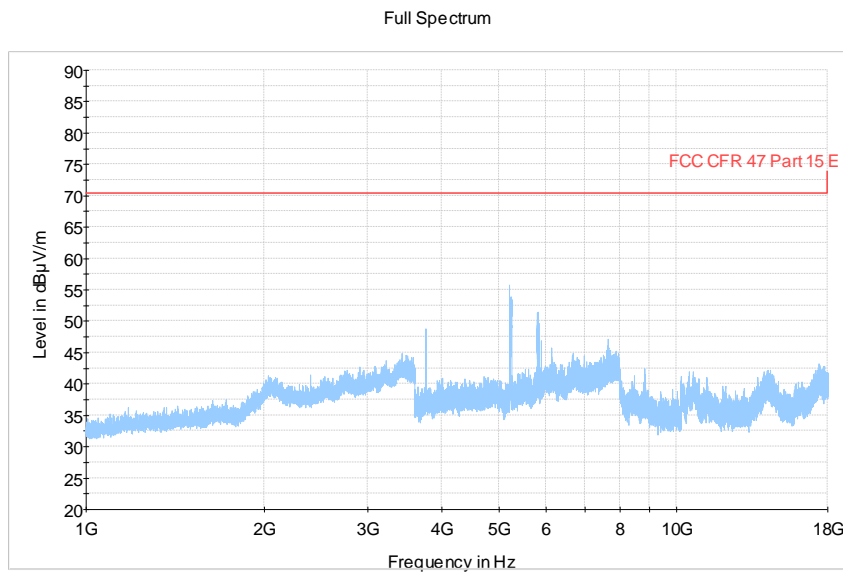


Figure 389 Radiated Emission 1GHz – 18GHz (5220/5240MHz) (20MHz Channel BW)

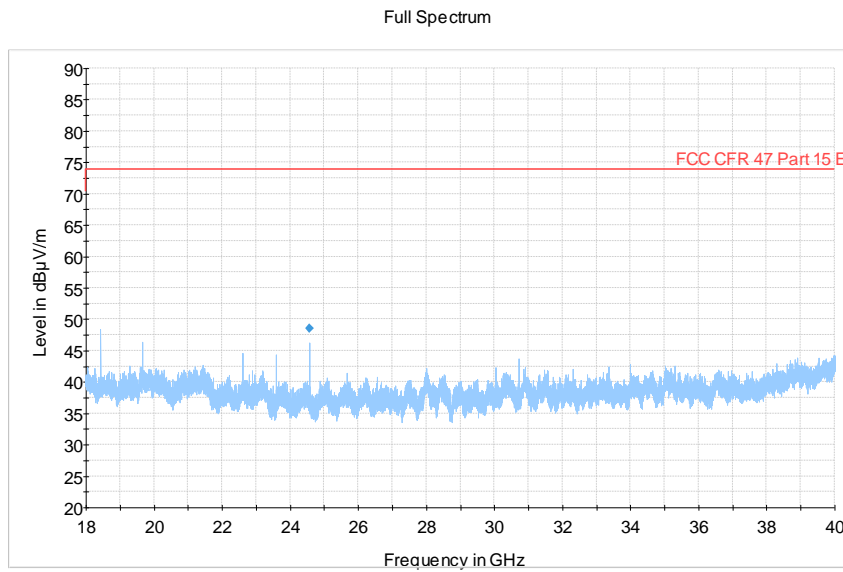


Figure 390 Radiated Emission 18GHz – 40GHz (5180/5200MHz) (20MHz Channel BW)

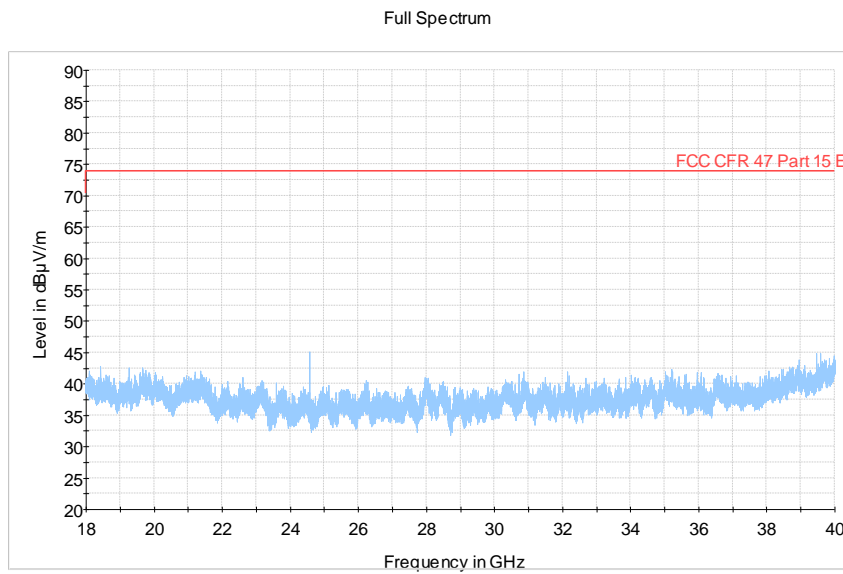


Figure 391 Radiated Emission 18GHz – 40GHz (5220/5240MHz) (20MHz Channel BW)

Config C (UNII-1):