



**TEST REPORT NO: FCC_IC_RF_TEST_REPORT_AHFIHA-
TYPEAPPR-1508717799-1054**

FCC ID: VBNAHFIHA-01

IC ID: 661W-AHFIHA

Date:	Oulu 13. Feb 2024
Pages:	239
Appendices:	3

Equipment Under Test: Airscale Base Transceiver Station Remote Radio Head
E-UTRA and E-UTRA NB-IoT (FDD)

Radio Access technology:

Type: AHFIHA

Manufacturer: Nokia Solutions and Networks Oy

Address: Kaapelitie 4, FI-90620, Oulu, Finland

Task: Conformance test according to the specifications
mentioned below

Test Specification(s): FCC 47 CFR part 2
RSS-Gen Issue 5
FCC 47 CFR part 24
FCC 47 CFR part 27
RSS-133 Issue 6
RSS-139 Issue 4
RSS-199 Issue 4
SRSP-510 Issue 5
SRSP-513 Issue 4
SRSP-517 Issue 2
SRSP-519 Issue 2

Result: The EUT complies with the requirements of the
specification



The results relate only to the items tested as described in this test report.

Approved by:

Date

Signature

Jarkko Kenttälä
Squad Group Lead, Type
Approval
Nokia Networks

13 Feb 2024

A handwritten signature in blue ink, which appears to read "Jarkko Kenttälä", is written over a horizontal line.

CONTENTS

1.	SUMMARY	5
1.1	Time Schedule	6
1.2	Participants	6
2.	EQUIPMENT UNDER TEST	6
2.1	Configuration of EUT	6
2.2	Operating Conditions	8
3.	TEST CONFIGURATION	9
3.1	Calibration of the Test Equipment	9
4.	TEST RESULTS	10
4.1	Test No. 1: RF Power Output (§ 2.1046, § 24.232, § 27.50, RSS-Gen, RSS-133, RSS-139, RSS-199, SRSP-510, SRSP-513, SRSP-517, SRSP-519)	10
4.1.1.	Limits	10
4.1.2.	Test Procedure and Results	10
4.2	Test No. 2: Modulation Characteristics (§ 2.1047, RSS-Gen, RSS-133, RSS-139, RSS-199)	64
4.3	Test No. 3: Occupied Bandwidth (§ 2.1049, § 24.238, § 27.53, RSS-Gen).....	65
4.3.1.	Limits	65
4.3.2.	Test Procedure and Results	65
4.4	Test No. 4: Spurious Emissions at Antenna Terminals (§ 2.1051, § 2.1057, § 24.238, § 27.53) and Transmitter Unwanted Emission (RSS-Gen, RSS-133, RSS-139, RSS-199)	90
4.4.1.	Limits	90
4.4.2.	Test Procedure and Results	91
5.	TEST DATA AND SCREENSHOTS	145
5.1	Part List of the RF Measurement Test Equipment	145
5.2	Spectral Plots	146

5.2.1. Test No. 1: RF Output Power	146
5.2.2. Test No. 2: Modulation Characteristics	172
5.2.3. Test No. 3: Occupied Bandwidth.....	176
5.2.4. Test No. 4: Spurious Emissions at the Antenna Terminals	192
APPENDIX A: AHFIHA E-UTRA MULTICARRIER MULTIBAND CONFIGURATIONS DESCRIPTION.....	225
APPENDIX B: AHFIHA E-UTRA AND NB-IOT EIRP CALCULATIONS	227
APPENDIX C: AHFIHA 4G LTE BAND 25/BAND 66/BAND 7 FCC AND ISED EMISSION DESIGNATORS	235

1. SUMMARY

The following tests were performed according to the FCC rules and ISED specifications in order to verify the compliance of the EUT with the FCC and ISED requirements:

Test No.	Measurement	FCC Rule and RSS Paragraph	Page Number of this Report	Result
1	RF Power Output Transmitter Output Power	§ 2.1046, § 24.232, § 27.50, RSS-Gen, 6.12 RSS-133, 4.1, 6.4 RSS-139, 5.5 RSS-199, 5.5 SRSP-510, 5.1.1 SRSP-513, 6.1.2, 6.1.3 SRSP-517, 6.1.2, 6.1.3 SRSP-519, 6.1.2, 6.1.3	10	compliant
2	Modulation Characteristics	§ 2.1047, RSS-133, 6.2 RSS-139, 5.3 RSS-199, 5.3 RSS-Gen.	64	compliant
3	Occupied Bandwidth	§ 2.1049, § 24.238, § 27.53, RSS-Gen, 6.7	65	compliant
4	Spurious Emissions at Antenna Terminals Transmitter Unwanted Emission (Conducted)	§ 2.1051, § 2.1057 § 24.238 § 27.53 RSS-133, 4.2, 6.5 RSS-139, 5.6 RSS-199, 5.6 RSS-Gen, 6.13	90	compliant

Table 1 Results – Summary

In accordance with the FCC Rule §15.3 (z) the equipment was tested with the limits that are valid for an *unintentional radiator*.

Measurements guidance: FCC OET laboratory KDB: 662911 D01 Multiple Transmitter Output v01r02 and FCC KDB 971168 D01 Power Meas License Digital Systems v03r01: ANSI C6326-2015.

Test Laboratory:

Nokia Solutions and Networks Oy

Kaapelitie 4,

FI-90620, Oulu, Finland

Jarkko Kenttälä

FCC Reg. No: 261413

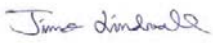
OATS number: 661AI-1

Testing laboratory accreditation number: T297

1.1 Time Schedule

Test No.	1, 2, 3, 4
Start of Test:	01 Nov 2023
End of Test:	01 Feb 2024

1.2 Participants

Name	Function	Signature
RF Test person (Nokia) Timo Lindvall	Tests nos: 1,2,3,4 Setup of EUT	

2. EQUIPMENT UNDER TEST

The EUT is a Airscale Multiradio BTS RRH 4T4R, B25/B66/B7 160W per antenna 640W per radio.

The BTS performs the full RAN function of E-UTRA system.

The tested equipment is representative for serial production.

2.1 Configuration of EUT

The used different EUT configurations are shown by the following table.

Module Type	Airscale Multiradio BTS RRH 4T4R, B25/B66/B7 160W per antenna 640W per radio
Radio Access Technology	E-UTRA, E-UTRA NB-IoT (In-band, Guard Band, Standalone)
Duplex mode	Frequency Division Duplex (FDD)
Channel Bandwidth	E-UTRA Single carrier 20MHz (B25, B66, B7) (Config. A), E-UTRA Single carrier 15MHz (B25, B66, B7) (Config. B), E-UTRA Single carrier 10MHz (B25, B66, B7) (Config. C), E-UTRA Single carrier 5MHz (B25, B66, B7) (Config. D), E-UTRA Single carrier 3MHz (B25, B66) (Config. E), E-UTRA Single carrier 1.4MHz (B25, B66) (Config. F), NB-IoT Guard band (NB-IoT GB) Single carrier 20MHz (B25, B66, B7) (Config. G), NB-IoT Guard band (NB-IoT GB) Single carrier 15MHz (B25, B66, B7) (Config. H), NB-IoT Guard band (NB-IoT GB) Single carrier 10MHz (B25, B66, B7) (Config. I), NB-IoT Standalone (NB-IoT SA) Single carrier 200kHz (B25, B66, B7) (Config. J), NB-IoT In-band (NB-IoT IB) Single carrier 20MHz (B25, B66, B7) (Config. K),

	NB-IoT In-band (NB-IoT IB) Single carrier 15MHz (B25, B66, B7) (Config. L), NB-IoT In-band (NB-IoT IB) Single carrier 10MHz (B25, B66, B7) (Config. M), NB-IoT In-band (NB-IoT IB) Single carrier 5MHz (B25, B66, B7) (Config. N), PCS Multicarrier Multiband Test Case 1 (Config O), PCS Multicarrier Multiband Test Case 2 (Config P), PCS Multicarrier Multiband Test Case 3 (Config Q), AWS Multicarrier Multiband Test Case 1 (Config R), AWS Multicarrier Multiband Test Case 2 (Config S), AWS Multicarrier Multiband Test Case 3 (Config T), BRS Multicarrier Multiband Test Case 1 (Config U), BRS Multicarrier Multiband Test Case 2 (Config V), BRS Multicarrier Multiband Test Case 3 (Config W) Detailed description of Multicarrier Multiband configurations (Config O, P, Q, R, S, T, U, V and W) in Appendix A.	
Supply Voltage	48.0 V DC	
Single carrier		
Rated Output Power (Prat)	20W (43.0dBm) conducted / carrier (for 200kHz, 1.4MHz and 3MHz Channel Bandwidths) 40W (46.0dBm) conducted / carrier (for 5MHz Channel Bandwidth) 60W (47.8dBm) conducted / carrier (for 10MHz, 15MHz and 20MHz Channel Bandwidths)	
MultiCarrier Multiband		
Rated Output Power (Prat)	20W (43.0dBm) to 60W (47.8dBm) conducted / carrier. Total 160W (52.0dBm) conducted / port. Details in Appendix A.	
	RX	TX
Number of Antenna Ports	4 (ANT1 to ANT4)	4 (ANT1 to ANT4)
MiMo	Yes	Yes

Table 2 Overview of EUT configuration

The tests were performed with two EUT at the antenna ports from ANT1 to ANT4.

The used different EUT configurations are shown by the following table.

Module Name	Serial-No.	Module Type	Config.
AHFIHA	RW233403203	RRH	A, B, C, D, E, F
AHFIHA	RW233800371	RRH	A, B, C, D, E, F, G, H, I, J, K, L, M, N, O, P, Q, R, S, T, U, V, W
BTS Software version			
SBTS23R4_ENB_0000_000716_000000			
SBTS23R4_ENB_0000_000936_000000			

Table 3 Configuration of EUT

For a functional description of the modules, please refer to the appropriate related parts and exhibit sections of this certification application.

2.2 Operating Conditions

The EUT supports QPSK, 16QAM, 64QAM and 256QAM modulation. If not stated otherwise, the following standard setup procedure for the EUT was used:

The transmitter was set up according to 3GPP TS 36.141 E-UTRA Test Models (TM) and NB-IoT Test Model (N-TM) as follows:

- TM 1.1: E-UTRA QPSK modulation testing
- TM 3.1: E-UTRA 64QAM modulation testing
- TM 3.1A: E-UTRA 256QAM modulation testing
- TM 3.2: E-UTRA 16QAM modulation testing
- TM 1.1 with N-TM: E-UTRA NB-IoT (In-band, Guard band) QPSK modulation testing
- N-TM: E-UTRA NB-IoT (Standalone) QPSK modulation testing

During the measurements, one carrier channel was tested at a time. The carrier was set to the maximum power level to ensure the maximum emission amplitudes during all measurements.

During the tests, the Airscale BTS is transmitting a pseudo random bit pattern on the data channels. This ensures that the measurements of the emission characteristics of the transmitter are pursuant to § 2.1049.

3. TEST CONFIGURATION

If not stated otherwise, the following measurement configuration was used to perform all measurements (see figure below).

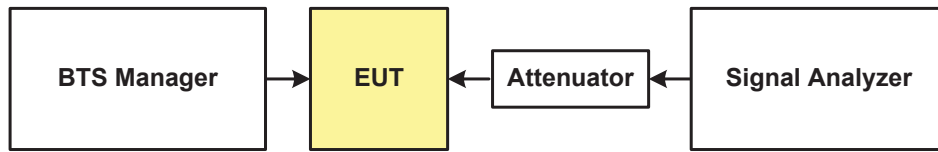


Figure 1 Test Configuration (single output)

The RF output of the transceiver (cell) under test is connected to a signal analyzer via a high power attenuator to protect the input of the signal analyzer from high RF power levels. A description of the analyzer settings is given in each of the sections describing the measurements. The other transceivers are terminated.

A complete list of the measurement equipment is included on page 145 of this measurement report.

3.1 Calibration of the Test Equipment

All relevant test equipment has a valid calibration from an external calibration laboratory. Additionally the signal analyzer has a built-in self-calibration procedure. This calibration procedure was activated prior to the measurements so that the analyzer is deemed accurate. High quality cables were used to connect the measurement equipment to the EUT. The actual loss of the attenuator and the cables was measured with a high precision network analyzer and taken into account for all measurements.

4. TEST RESULTS

4.1 Test No. 1: RF Power Output (§ 2.1046, § 24.232, § 27.50, RSS-Gen, RSS-133 RSS-139, RSS-199, SRSP-510, SRSP-513, SRSP-517, SRSP-519)

4.1.1. Limits

EIRP limits are calculated and found in Appendix B.

PCS FCC and ISED EIRP limits: 1640W/MHz i.e. 62.15dBm/MHz or 3280W/MHz i.e. 65.16dBm/MHz (§ 24.232(a)(2), (b)(2), RSS-133 6.4/ SRSP-510 5.1.1)

AWS FCC EIRP limits: 1640W/MHz i.e. 62.15dBm/MHz or 3280W/MHz i.e. 65.16dBm/MHz (§ 27.50(d)(1), (d)(2))

AWS ISED EIRP limits: 62.0dBm/MHz or 65.0dBm/MHz (RSS-139 5.5/ SRSP-513 6.1.2, 6.1.3/ SRSP-519 6.1.2, 6.1.3)

BRS FCC EIRP limits: $33\text{dBW} + 10 \log(X/Y) \text{ dBW} + 10 \log(360/\text{beamwidth})$ dBW, where X is the channel width in MHz and Y is 5.5 or 6MHz. (§ 27.50(h)(ii))

BRS ISED EIRP limits: 1640W/MHz i.e. 62.15dBm/MHz (RSS-199 5.5/ SRSP-517 6.1.2, 6.1.3)

Peak to average power (PAPR) limit is 13dBm (0.1% of time).

(§ 24.232 (d), §27.50 (d)(5), RSS-133 6.4, RSS-139 5.5, RSS-199 5.5, ANSI C63.26)

4.1.2. Test Procedure and Results

Detachable Antenna: The maximum output power at the antenna terminals was measured using a signal analyzer.

The RF power was measured with a frequency sweep across the carrier. The carrier power was calculated from the signal analyzer by integration over the result. The base station maximum output power was measured with signal analyzer with offset adjust in testcase. (Offset is measured connection loss of the test set up.)

For the MiMo output, RF power output was measured from each antenna port individually and the results summed mathematically in accordance to FCC KDB 662911 D01 and ANSI C63.26 -guidance.

All Tx ports were tested in Config A and one Tx port was selected for the remaining testing. The AHFIHA antenna ports are essentially electrically identical (the RF power variation between antenna ports is small as shown in the results) and antenna port 1 was selected for the remaining testing based on ANSI C63.26-2015 clauses 5.2.5.3, 5.7.2i and 6.4.

The NB-IoT SA carrier power level was reduced from maximum (20W / carrier) to meet B7 FCC EIRP limits. See details in Appendix B.

Peak to average power (PAPR) was examined using CCDF method and 0.1% value recorded in dB to the tables below.

Average Power Spectral density was measured using FSW signal Analyzer.

The following tables shows the measured output powers at the antenna connector.

Measured laboratory room temperature and humidity during the tests			
Date	Temperature Min-Max:		Humidity Min-Max:
02.11.2023 – 27.01.2024	19.5 °C	28.2 °C	3.6 RH% 24.9 RH%

The Average Max RF Power Values are bolded in A configuration.

Config A:

Test Model 3.1a Modulation 256QAM Channel Frequency 1962.5MHz	
Tx Port	(dBm)
1	47.70
2	47.63
3	47.86
4	47.62
Total power	235.73 W
	53.72 dBm

Table 4 RF Power Output (Band 25 E-UTRA 20 MHz BW Middle Channel)

Test Model 3.1a Modulation 256QAM Channel Frequency 2155MHz	
Tx Port	(dBm)
1	47.43
2	47.45
3	47.31
4	47.34
Total power	218.95 W
	53.40 dBm

Table 5 RF Power Output (Band 66 E-UTRA 20 MHz BW Middle Channel)

Test Model 3.1a Modulation 256QAM Channel Frequency 2655MHz	
Tx Port	(dBm)
1	47.33
2	47.08
3	47.30
4	47.32
Total power	212.78 W 53.30 dBm

Table 6 RF Power Output (Band 7 E-UTRA 20 MHz BW Middle Channel)

Test Model 1.1 Modulation QPSK		Test Model 3.1 Modulation 64QAM		Test Model 3.2 Modulation 16QAM		Test Model 3.1a Modulation 256QAM	
Channel Frequency 1962.5MHz		Channel Frequency 1962.5MHz		Channel Frequency 1962.5MHz		Channel Frequency 1962.5MHz	
Tx Port	(dBm)	Tx Port	(dBm)	Tx Port	(dBm)	Tx Port	(dBm)
1	47.53	1	47.53	1	47.42	1	47.52

Table 7 RF Power Output (Band 25 E-UTRA 20 MHz BW All modulation types)

Test Model 1.1 Modulation QPSK		Test Model 3.1 Modulation 64QAM		Test Model 3.2 Modulation 16QAM		Test Model 3.1a Modulation 256QAM	
Channel Frequency 2155MHz		Channel Frequency 2155MHz		Channel Frequency 2155MHz		Channel Frequency 2155MHz	
Tx Port	(dBm)	Tx Port	(dBm)	Tx Port	(dBm)	Tx Port	(dBm)
1	47.44	1	47.38	1	47.35	1	47.34

Table 8 RF Power Output (Band 66 E-UTRA 20 MHz BW All modulation types)

Test Model 1.1 Modulation QPSK		Test Model 3.1 Modulation 64QAM		Test Model 3.2 Modulation 16QAM		Test Model 3.1a Modulation 256QAM	
Channel Frequency 2655MHz		Channel Frequency 2655MHz		Channel Frequency 2655MHz		Channel Frequency 2655MHz	
Tx Port	(dBm)	Tx Port	(dBm)	Tx Port	(dBm)	Tx Port	(dBm)
1	47.37	1	47.35	1	47.49	1	47.32

Table 9 RF Power Output (Band 7 E-UTRA 20 MHz BW All modulation types)

Test Model 3.1a Modulation 256QAM		Test Model 3.1a Modulation 256QAM		Test Model 3.1a Modulation 256QAM	
Channel Frequency 1940MHz		Channel Frequency 1962.5MHz		Channel Frequency 1985MHz	
Tx Port	(dBm)	Tx Port	(dBm)	Tx Port	(dBm)
1	47.85	1	47.56	1	47.66

Table 10 RF Power Output (Band 25 E-UTRA 20 MHz BW Bottom, Middle and Top Channels)

Test Model 3.1a Modulation 256QAM		Test Model 3.1a Modulation 256QAM		Test Model 3.1a Modulation 256QAM	
Channel Frequency 2120MHz		Channel Frequency 2155MHz		Channel Frequency 2190MHz	
Tx Port	(dBm)	Tx Port	(dBm)	Tx Port	(dBm)
1	47.53	1	47.36	1	47.31

Table 11 RF Power Output (Band 66 E-UTRA 20 MHz BW Bottom, Middle and Top Channels)

Test Model 3.1a Modulation 256QAM		Test Model 3.1a Modulation 256QAM		Test Model 3.1a Modulation 256QAM	
Channel Frequency 2630MHz		Channel Frequency 2655MHz		Channel Frequency 2680MHz	
Tx Port	(dBm)	Tx Port	(dBm)	Tx Port	(dBm)
1	47.30	1	47.38	1	47.25

Table 12 RF Power Output (Band 7 E-UTRA 20 MHz BW Bottom, Middle and Top Channels)

Config B:

Test Model 3.1a Modulation 256QAM		Test Model 3.1a Modulation 256QAM		Test Model 3.1a Modulation 256QAM	
Channel Frequency 1937.5MHz		Channel Frequency 1962.5MHz		Channel Frequency 1987.5MHz	
Tx Port	(dBm)	Tx Port	(dBm)	Tx Port	(dBm)
1	47.70	1	47.54	1	47.62

Table 13 RF Power Output (Band 25 E-UTRA 15 MHz BW Bottom, Middle and Top Channels)

Test Model 3.1a Modulation 256QAM		Test Model 3.1a Modulation 256QAM		Test Model 3.1a Modulation 256QAM	
Channel Frequency 2117.5MHz		Channel Frequency 2155MHz		Channel Frequency 2192.5MHz	
Tx Port	(dBm)	Tx Port	(dBm)	Tx Port	(dBm)
1	47.54	1	47.40	1	47.32

Table 14 RF Power Output (Band 66 E-UTRA 15 MHz BW Bottom, Middle and Top Channels)

Test Model 3.1a Modulation 256QAM		Test Model 3.1a Modulation 256QAM		Test Model 3.1a Modulation 256QAM	
Channel Frequency 2627.5MHz		Channel Frequency 2655MHz		Channel Frequency 2682.5MHz	
Tx Port	(dBm)	Tx Port	(dBm)	Tx Port	(dBm)
1	47.30	1	47.33	1	47.28

Table 15 RF Power Output (Band 7 E-UTRA 15 MHz BW Bottom, Middle and Top Channels)

Config C:

Test Model 3.1a Modulation 256QAM		Test Model 3.1a Modulation 256QAM		Test Model 3.1a Modulation 256QAM	
Channel Frequency 1935MHz		Channel Frequency 1962.5MHz		Channel Frequency 1990MHz	
Tx Port	(dBm)	Tx Port	(dBm)	Tx Port	(dBm)
1	47.73	1	47.57	1	47.60

Table 16 RF Power Output (Band 25 E-UTRA 10 MHz BW Bottom, Middle and Top Channels)

Test Model 3.1a Modulation 256QAM		Test Model 3.1a Modulation 256QAM		Test Model 3.1a Modulation 256QAM	
Channel Frequency 2115MHz		Channel Frequency 2155MHz		Channel Frequency 2195MHz	
Tx Port	(dBm)	Tx Port	(dBm)	Tx Port	(dBm)
1	47.51	1	47.42	1	47.33

Table 17 RF Power Output (Band 66 E-UTRA 10 MHz BW Bottom, Middle and Top Channels)

Test Model 3.1a Modulation 256QAM		Test Model 3.1a Modulation 256QAM		Test Model 3.1a Modulation 256QAM	
Channel Frequency 2625MHz		Channel Frequency 2655MHz		Channel Frequency 2685MHz	
Tx Port	(dBm)	Tx Port	(dBm)	Tx Port	(dBm)
1	47.29	1	47.32	1	47.29

Table 18 RF Power Output (Band 7 E-UTRA 10 MHz BW Bottom, Middle and Top Channels)

Config D:

Test Model 3.1a Modulation 256QAM		Test Model 3.1a Modulation 256QAM		Test Model 3.1a Modulation 256QAM	
Channel Frequency 1932.5MHz		Channel Frequency 1962.5MHz		Channel Frequency 1992.5MHz	
Tx Port	(dBm)	Tx Port	(dBm)	Tx Port	(dBm)
1	45.93	1	45.80	1	45.86

Table 19 RF Power Output (Band 25 E-UTRA 5 MHz BW Bottom, Middle and Top Channels)

Test Model 3.1a Modulation 256QAM		Test Model 3.1a Modulation 256QAM		Test Model 3.1a Modulation 256QAM	
Channel Frequency 2112.5MHz		Channel Frequency 2155MHz		Channel Frequency 2197.5MHz	
Tx Port	(dBm)	Tx Port	(dBm)	Tx Port	(dBm)
1	45.68	1	45.64	1	45.59

Table 20 RF Power Output (Band 66 E-UTRA 5 MHz BW Bottom, Middle and Top Channels)

Test Model 3.1a Modulation 256QAM		Test Model 3.1a Modulation 256QAM		Test Model 3.1a Modulation 256QAM	
Channel Frequency 2622.5MHz		Channel Frequency 2655MHz		Channel Frequency 2687.5MHz	
Tx Port	(dBm)	Tx Port	(dBm)	Tx Port	(dBm)
1	45.64	1	45.64	1	45.59

Table 21 RF Power Output (Band 7 E-UTRA 5 MHz BW Bottom, Middle and Top Channels)

Config E:

Test Model 3.1a Modulation 256QAM		Test Model 3.1a Modulation 256QAM		Test Model 3.1a Modulation 256QAM	
Channel Frequency 1931.5MHz		Channel Frequency 1962.5MHz		Channel Frequency 1988.5MHz	
Tx Port	(dBm)	Tx Port	(dBm)	Tx Port	(dBm)
1	42.85	1	42.79	1	42.98

Table 22 RF Power Output (Band 25 E-UTRA 3 MHz BW Bottom, Middle and Top Channels)

Test Model 3.1a Modulation 256QAM		Test Model 3.1a Modulation 256QAM		Test Model 3.1a Modulation 256QAM	
Channel Frequency 2111.5MHz		Channel Frequency 2155MHz		Channel Frequency 2198.5MHz	
Tx Port	(dBm)	Tx Port	(dBm)	Tx Port	(dBm)
1	42.61	1	42.65	1	42.60

Table 23 RF Power Output (Band 66 E-UTRA 3 MHz BW Bottom, Middle and Top Channels)

Config F:

Test Model 3.1a Modulation 256QAM		Test Model 3.1a Modulation 256QAM		Test Model 3.1a Modulation 256QAM	
Channel Frequency 1930.7MHz		Channel Frequency 1962.5MHz		Channel Frequency 1989.3MHz	
Tx Port	(dBm)	Tx Port	(dBm)	Tx Port	(dBm)
1	42.80	1	42.85	1	42.96

Table 24 RF Power Output (Band 25 E-UTRA 1.4 MHz BW Bottom, Middle and Top Channels)

Test Model 3.1a Modulation 256QAM		Test Model 3.1a Modulation 256QAM		Test Model 3.1a Modulation 256QAM	
Channel Frequency 2110.7MHz		Channel Frequency 2155MHz		Channel Frequency 2199.3MHz	
Tx Port	(dBm)	Tx Port	(dBm)	Tx Port	(dBm)
1	42.65	1	42.70	1	42.67

Table 25 RF Power Output (Band 66 E-UTRA 1.4 MHz BW Bottom, Middle and Top Channels)

Config G:

Test Model 1.1 with N-TM Modulation QPSK		Test Model 1.1 with N-TM Modulation QPSK		Test Model 1.1 with N-TM Modulation QPSK	
Channel Frequency 1940MHz		Channel Frequency 1962.5MHz		Channel Frequency 1985MHz	
Tx Port	(dBm)	Tx Port	(dBm)	Tx Port	(dBm)
1	47.73	1	47.61	1	47.70

Table 26 RF Power Output (Band 25 NB-IoT GB 20 MHz BW Bottom, Middle and Top Channels)

Test Model 1.1 with N-TM Modulation QPSK		Test Model 1.1 with N-TM Modulation QPSK		Test Model 1.1 with N-TM Modulation QPSK	
Channel Frequency 2120MHz		Channel Frequency 2155MHz		Channel Frequency 2190MHz	
Tx Port	(dBm)	Tx Port	(dBm)	Tx Port	(dBm)
1	47.61	1	47.51	1	47.41

Table 27 RF Power Output (Band 66 NB-IoT GB 20 MHz BW Bottom, Middle and Top Channels)

Test Model 1.1 with N-TM Modulation QPSK		Test Model 1.1 with N-TM Modulation QPSK		Test Model 1.1 with N-TM Modulation QPSK	
Channel Frequency 2630MHz		Channel Frequency 2655MHz		Channel Frequency 2680MHz	
Tx Port	(dBm)	Tx Port	(dBm)	Tx Port	(dBm)
1	47.30	1	47.34	1	47.28

Table 28 RF Power Output (Band 7 NB-IoT GB 20 MHz BW Bottom, Middle and Top Channels)

Config H:

Test Model 1.1 with N-TM Modulation QPSK		Test Model 1.1 with N-TM Modulation QPSK		Test Model 1.1 with N-TM Modulation QPSK	
Channel Frequency 1937.5MHz		Channel Frequency 1962.5MHz		Channel Frequency 1987.5MHz	
Tx Port	(dBm)	Tx Port	(dBm)	Tx Port	(dBm)
1	47.99	1	47.79	1	47.91

Table 29 RF Power Output (Band 25 NB-IoT GB 15 MHz BW Bottom, Middle and Top Channels)

Test Model 1.1 with N-TM Modulation QPSK		Test Model 1.1 with N-TM Modulation QPSK		Test Model 1.1 with N-TM Modulation QPSK	
Channel Frequency 2117.5MHz		Channel Frequency 2155MHz		Channel Frequency 2192.5MHz	
Tx Port	(dBm)	Tx Port	(dBm)	Tx Port	(dBm)
1	47.83	1	47.70	1	47.60

Table 30 RF Power Output (Band 66 NB-IoT GB 15 MHz BW Bottom, Middle and Top Channels)

Test Model 1.1 with N-TM Modulation QPSK		Test Model 1.1 with N-TM Modulation QPSK		Test Model 1.1 with N-TM Modulation QPSK	
Channel Frequency 2627.5MHz		Channel Frequency 2655MHz		Channel Frequency 2682.5MHz	
Tx Port	(dBm)	Tx Port	(dBm)	Tx Port	(dBm)
1	47.62	1	47.63	1	47.53

Table 31 RF Power Output (Band 7 NB-IoT GB 15 MHz BW Bottom, Middle and Top Channels)

Config I:

Test Model 1.1 with N-TM Modulation QPSK		Test Model 1.1 with N-TM Modulation QPSK		Test Model 1.1 with N-TM Modulation QPSK	
Channel Frequency 1935MHz		Channel Frequency 1962.5MHz		Channel Frequency 1990MHz	
Tx Port	(dBm)	Tx Port	(dBm)	Tx Port	(dBm)
1	47.75	1	47.59	1	47.62

Table 32 RF Power Output (Band 25 NB-IoT GB 10 MHz BW Bottom, Middle and Top Channels)

Test Model 1.1 with N-TM Modulation QPSK		Test Model 1.1 with N-TM Modulation QPSK		Test Model 1.1 with N-TM Modulation QPSK	
Channel Frequency 2115MHz		Channel Frequency 2155MHz		Channel Frequency 2195MHz	
Tx Port	(dBm)	Tx Port	(dBm)	Tx Port	(dBm)
1	47.50	1	47.44	1	47.33

Table 33 RF Power Output (Band 66 NB-IoT GB 10 MHz BW Bottom, Middle and Top Channels)

Test Model 1.1 with N-TM Modulation QPSK		Test Model 1.1 with N-TM Modulation QPSK		Test Model 1.1 with N-TM Modulation QPSK	
Channel Frequency 2625MHz		Channel Frequency 2655MHz		Channel Frequency 2685MHz	
Tx Port	(dBm)	Tx Port	(dBm)	Tx Port	(dBm)
1	47.34	1	47.32	1	47.35

Table 34 RF Power Output (Band 7 NB-IoT GB 10 MHz BW Bottom, Middle and Top Channels)

Config J:

Test Model N-TM Modulation QPSK		Test Model N-TM Modulation QPSK		Test Model N-TM Modulation QPSK	
Channel Frequency 1930.2MHz		Channel Frequency 1962.5MHz		Channel Frequency 1994.8MHz	
Tx Port	(dBm)	Tx Port	(dBm)	Tx Port	(dBm)
1	42.73	1	42.82	1	42.45

Table 35 RF Power Output (Band 25 NB-IoT SA Bottom, Middle and Top Channels)

Test Model N-TM Modulation QPSK		Test Model N-TM Modulation QPSK		Test Model N-TM Modulation QPSK	
Channel Frequency 2110.2MHz		Channel Frequency 2155MHz		Channel Frequency 2199.8MHz	
Tx Port	(dBm)	Tx Port	(dBm)	Tx Port	(dBm)
1	42.24	1	42.71	1	42.58

Table 36 RF Power Output (Band 66 NB-IoT SA Bottom, Middle and Top Channels)

Test Model N-TM Modulation QPSK		Test Model N-TM Modulation QPSK		Test Model N-TM Modulation QPSK	
Channel Frequency 2620.2MHz		Channel Frequency 2655MHz		Channel Frequency 2689.8MHz	
Tx Port	(dBm)	Tx Port	(dBm)	Tx Port	(dBm)
1	42.61	1	42.73	1	42.84

Table 37 RF Power Output (Band 7 NB-IoT SA (for ISED) Bottom, Middle and Top Channels)

Test Model N-TM Modulation QPSK		Test Model N-TM Modulation QPSK		Test Model N-TM Modulation QPSK	
Channel Frequency 2620.2MHz		Channel Frequency 2655MHz		Channel Frequency 2689.8MHz	
Tx Port	(dBm)	Tx Port	(dBm)	Tx Port	(dBm)
1	36.50	1	36.61	1	36.74

Table 38 RF Power Output (Band 7 NB-IoT SA Reduced Power (for FCC) Bottom, Middle and Top Channels)

Config K:

Test Model 1.1 with N-TM Modulation QPSK		Test Model 1.1 with N-TM Modulation QPSK		Test Model 1.1 with N-TM Modulation QPSK	
Channel Frequency 1940MHz		Channel Frequency 1962.5MHz		Channel Frequency 1985MHz	
Tx Port	(dBm)	Tx Port	(dBm)	Tx Port	(dBm)
1	47.66	1	47.51	1	47.65

Table 39 RF Power Output (Band 25 NB-IoT IB 20 MHz BW Bottom, Middle and Top Channels)

Test Model 1.1 with N-TM Modulation QPSK		Test Model 1.1 with N-TM Modulation QPSK		Test Model 1.1 with N-TM Modulation QPSK	
Channel Frequency 2120MHz		Channel Frequency 2155MHz		Channel Frequency 2190MHz	
Tx Port	(dBm)	Tx Port	(dBm)	Tx Port	(dBm)
1	47.54	1	47.38	1	47.30

Table 40 RF Power Output (Band 66 NB-IoT IB 20 MHz BW Bottom, Middle and Top Channels)

Test Model 1.1 with N-TM Modulation QPSK		Test Model 1.1 with N-TM Modulation QPSK		Test Model 1.1 with N-TM Modulation QPSK	
Channel Frequency 2630MHz		Channel Frequency 2655MHz		Channel Frequency 2680MHz	
Tx Port	(dBm)	Tx Port	(dBm)	Tx Port	(dBm)
1	47.27	1	47.32	1	47.22

Table 41 RF Power Output (Band 7 NB-IoT IB 20 MHz BW Bottom, Middle and Top Channels)

Config L:

Test Model 1.1 with N-TM Modulation QPSK		Test Model 1.1 with N-TM Modulation QPSK		Test Model 1.1 with N-TM Modulation QPSK	
Channel Frequency 1937.5MHz		Channel Frequency 1962.5MHz		Channel Frequency 1987.5MHz	
Tx Port	(dBm)	Tx Port	(dBm)	Tx Port	(dBm)
1	47.69	1	47.53	1	47.64

Table 42 RF Power Output (Band 25 NB-IoT IB 15 MHz BW Bottom, Middle and Top Channels)

Test Model 1.1 with N-TM Modulation QPSK		Test Model 1.1 with N-TM Modulation QPSK		Test Model 1.1 with N-TM Modulation QPSK	
Channel Frequency 2117.5MHz		Channel Frequency 2155MHz		Channel Frequency 2192.5MHz	
Tx Port	(dBm)	Tx Port	(dBm)	Tx Port	(dBm)
1	47.47	1	47.40	1	47.33

Table 43 RF Power Output (Band 66 NB-IoT IB 15 MHz BW Bottom, Middle and Top Channels)

Test Model 1.1 with N-TM Modulation QPSK		Test Model 1.1 with N-TM Modulation QPSK		Test Model 1.1 with N-TM Modulation QPSK	
Channel Frequency 2627.5MHz		Channel Frequency 2655MHz		Channel Frequency 2682.5MHz	
Tx Port	(dBm)	Tx Port	(dBm)	Tx Port	(dBm)
1	47.30	1	47.33	1	47.24

Table 44 RF Power Output (Band 7 NB-IoT IB 15 MHz BW Bottom, Middle and Top Channels)

Config M:

Test Model 1.1 with N-TM Modulation QPSK		Test Model 1.1 with N-TM Modulation QPSK		Test Model 1.1 with N-TM Modulation QPSK	
Channel Frequency 1935MHz		Channel Frequency 1962.5MHz		Channel Frequency 1990MHz	
Tx Port	(dBm)	Tx Port	(dBm)	Tx Port	(dBm)
1	47.68	1	47.54	1	47.61

Table 45 RF Power Output (Band 25 NB-IoT IB 10 MHz BW Bottom, Middle and Top Channels)

Test Model 1.1 with N-TM Modulation QPSK		Test Model 1.1 with N-TM Modulation QPSK		Test Model 1.1 with N-TM Modulation QPSK	
Channel Frequency 2115MHz		Channel Frequency 2155MHz		Channel Frequency 2195MHz	
Tx Port	(dBm)	Tx Port	(dBm)	Tx Port	(dBm)
1	47.48	1	47.41	1	47.32

Table 46 RF Power Output (Band 66 NB-IoT IB 10 MHz BW Bottom, Middle and Top Channels)

Test Model 1.1 with N-TM Modulation QPSK		Test Model 1.1 with N-TM Modulation QPSK		Test Model 1.1 with N-TM Modulation QPSK	
Channel Frequency 2625MHz		Channel Frequency 2655MHz		Channel Frequency 2685MHz	
Tx Port	(dBm)	Tx Port	(dBm)	Tx Port	(dBm)
1	47.31	1	47.34	1	47.29

Table 47 RF Power Output (Band 7 NB-IoT IB 10 MHz BW Bottom, Middle and Top Channels)

Config N:

Test Model 1.1 with N-TM Modulation QPSK		Test Model 1.1 with N-TM Modulation QPSK		Test Model 1.1 with N-TM Modulation QPSK	
Channel Frequency 1932.5MHz		Channel Frequency 1962.5MHz		Channel Frequency 1992.5MHz	
Tx Port	(dBm)	Tx Port	(dBm)	Tx Port	(dBm)
1	45.90	1	45.88	1	45.89

Table 48 RF Power Output (Band 25 NB-IoT IB 5 MHz BW Bottom, Middle and Top Channels)

Test Model 1.1 with N-TM Modulation QPSK		Test Model 1.1 with N-TM Modulation QPSK		Test Model 1.1 with N-TM Modulation QPSK	
Channel Frequency 2112.5MHz		Channel Frequency 2155MHz		Channel Frequency 2197.5MHz	
Tx Port	(dBm)	Tx Port	(dBm)	Tx Port	(dBm)
1	45.72	1	45.71	1	45.61

Table 49 RF Power Output (Band 66 NB-IoT IB 5 MHz BW Bottom, Middle and Top Channels)

Test Model 1.1 with N-TM Modulation QPSK		Test Model 1.1 with N-TM Modulation QPSK		Test Model 1.1 with N-TM Modulation QPSK	
Channel Frequency 2622.5MHz		Channel Frequency 2655MHz		Channel Frequency 2687.5MHz	
Tx Port	(dBm)	Tx Port	(dBm)	Tx Port	(dBm)
1	45.65	1	45.63	1	45.68

Table 50 RF Power Output (Band 7 NB-IoT IB 5 MHz BW Bottom, Middle and Top Channels)

Config O:

Test Model 1.1 Modulation QPSK					
Channel Frequency					
1932.5 MHz		1937.5 MHz		1992.5 MHz	
2155.0 MHz		2655.0 MHz			
Tx Port	(dBm)	(dBm)	(dBm)	(dBm)	(dBm)
1	42.56	42.69	42.58	47.28	45.48

Table 51 RF Power Output (Band 25: 3x E-UTRA 5 MHz BW + Band 66 E-UTRA 10 MHz BW + Band 7 E-UTRA 5 MHz BW)

Config P:

Test Model 1.1 Modulation QPSK				
Channel Frequency				
1940.0 MHz		1960.0 MHz		2155.0 MHz
2655.0 MHz				
Tx Port	(dBm)	(dBm)	(dBm)	(dBm)
1	44.44	44.43	47.26	45.47

Table 52 RF Power Output (Band 25: 2x E-UTRA 20 MHz BW + Band 66 E-UTRA 20 MHz BW + Band 7 E-UTRA 20 MHz BW)

Config Q:

Test Model 1.1 Modulation QPSK				
Channel Frequency				
1965.0 MHz		1985.0 MHz		2155.0 MHz
2655.0 MHz				
Tx Port	(dBm)	(dBm)	(dBm)	(dBm)
1	44.47	44.51	47.28	45.51

Table 53 RF Power Output (Band 25: 2x E-UTRA 20 MHz BW + Band 66 E-UTRA 20 MHz BW + Band 7 E-UTRA 20 MHz BW)

Config R:

Test Model 1.1 Modulation QPSK					
Channel Frequency					
	2112.5 MHz	2117.5 MHz	2197.5 MHz	1962.5 MHz	2655.0 MHz
Tx Port	(dBm)	(dBm)	(dBm)	(dBm)	(dBm)
1	42.11	42.26	42.91	47.31	45.50

Table 54 RF Power Output (Band 66: 3x E-UTRA 5 MHz BW + Band 25 E-UTRA 10 MHz BW + Band 7 E-UTRA 5 MHz BW)

Config S:

Test Model 1.1 Modulation QPSK				
Channel Frequency				
	2120.0 MHz	2140.0 MHz	1962.5 MHz	2655.0 MHz
Tx Port	(dBm)	(dBm)	(dBm)	(dBm)
1	44.26	44.42	47.36	45.50

Table 55 RF Power Output (Band 66: 2x E-UTRA 20 MHz BW + Band 25 E-UTRA 20 MHz BW + Band 7 E-UTRA 20 MHz BW)

Config T:

Test Model 1.1 Modulation QPSK				
Channel Frequency				
	2170.0 MHz	2190.0 MHz	1962.5 MHz	2655.0 MHz
Tx Port	(dBm)	(dBm)	(dBm)	(dBm)
1	44.50	44.31	47.43	45.54

Table 56 RF Power Output (Band 66: 2x E-UTRA 20 MHz BW + Band 25 E-UTRA 20 MHz BW + Band 7 E-UTRA 20 MHz BW)

Config U:

Test Model 1.1 Modulation QPSK					
Channel Frequency					
2622.5 MHz 2627.5 MHz 2687.5 MHz 1962.5 MHz 2155.0 MHz					
Tx Port	(dBm)	(dBm)	(dBm)	(dBm)	(dBm)
1	42.30	42.23	42.54	47.44	45.46

Table 57 RF Power Output (Band 7: 3x E-UTRA 5 MHz BW + Band 25 E-UTRA 10 MHz BW + Band 66 E-UTRA 5 MHz BW)

Config V:

Test Model 1.1 Modulation QPSK				
Channel Frequency				
2630.0 MHz 2650.0 MHz 1962.5 MHz 2155.0 MHz				
Tx Port	(dBm)	(dBm)	(dBm)	(dBm)
1	44.09	44.32	47.45	45.50

Table 58 RF Power Output (Band 7: 2x E-UTRA 20 MHz BW + Band 25 E-UTRA 20 MHz BW + Band 66 E-UTRA 20 MHz BW)

Config W:

Test Model 1.1 Modulation QPSK				
Channel Frequency				
2660.0 MHz 2680.0 MHz 1962.5 MHz 2155.0 MHz				
Tx Port	(dBm)	(dBm)	(dBm)	(dBm)
1	44.22	44.23	47.47	45.49

Table 59 RF Power Output (Band 7: 2x E-UTRA 20 MHz BW + Band 25 E-UTRA 20 MHz BW + Band 66 E-UTRA 20 MHz BW)

The base station maximum output power was found to be compliant with the manufacturer's specifications and with all requirements of the FCC rules and ISED RSS specifications.

Config A:

Test Model 1.1 Modulation QPSK		Test Model 3.1 Modulation 64QAM		Test Model 3.2 Modulation 16QAM		Test Model 3.1a Modulation 256QAM	
Channel Frequency 1962.5MHz		Channel Frequency 1962.5MHz		Channel Frequency 1962.5MHz		Channel Frequency 1962.5MHz	
Tx Port	dBm/MHz	Tx Port	dBm/MHz	Tx Port	dBm/MHz	Tx Port	dBm/MHz
1	35.41	1	35.44	1	36.00	1	35.50

Table 60 Power Spectral Density (Band 25 E-UTRA 20 MHz BW Middle Channel)

Test Model 1.1 Modulation QPSK		Test Model 3.1 Modulation 64QAM		Test Model 3.2 Modulation 16QAM		Test Model 3.1a Modulation 256QAM	
Channel Frequency 2155MHz		Channel Frequency 2155MHz		Channel Frequency 2155MHz		Channel Frequency 2155MHz	
Tx Port	dBm/MHz	Tx Port	dBm/MHz	Tx Port	dBm/MHz	Tx Port	dBm/MHz
1	35.36	1	35.34	1	35.74	1	35.30

Table 61 Power Spectral Density (Band 66 E-UTRA 20 MHz BW Middle Channel)

Test Model 1.1 Modulation QPSK		Test Model 3.1 Modulation 64QAM		Test Model 3.2 Modulation 16QAM		Test Model 3.1a Modulation 256QAM	
Channel Frequency 2655MHz		Channel Frequency 2655MHz		Channel Frequency 2655MHz		Channel Frequency 2655MHz	
Tx Port	dBm/MHz	Tx Port	dBm/MHz	Tx Port	dBm/MHz	Tx Port	dBm/MHz
1	35.07	1	35.09	1	35.55	1	35.07

Table 62 Power Spectral Density (Band 7 E-UTRA 20 MHz BW Middle Channel)

Config B:

Test Model 1.1 Modulation QPSK		Test Model 3.1 Modulation 64QAM		Test Model 3.2 Modulation 16QAM		Test Model 3.1a Modulation 256QAM	
Channel Frequency 1962.5MHz		Channel Frequency 1962.5MHz		Channel Frequency 1962.5MHz		Channel Frequency 1962.5MHz	
Tx Port	dBm/MHz	Tx Port	dBm/MHz	Tx Port	dBm/MHz	Tx Port	dBm/MHz
1	36.64	1	36.69	1	37.62	1	36.72

Table 63 Power Spectral Density (Band 25 E-UTRA 15 MHz BW Middle Channel)

Test Model 1.1 Modulation QPSK		Test Model 3.1 Modulation 64QAM		Test Model 3.2 Modulation 16QAM		Test Model 3.1a Modulation 256QAM	
Channel Frequency 2155MHz		Channel Frequency 2155MHz		Channel Frequency 2155MHz		Channel Frequency 2155MHz	
Tx Port	dBm/MHz	Tx Port	dBm/MHz	Tx Port	dBm/MHz	Tx Port	dBm/MHz
1	36.58	1	36.58	1	37.36	1	36.56

Table 64 Power Spectral Density (Band 66 E-UTRA 15 MHz BW Middle Channel)

Test Model 1.1 Modulation QPSK		Test Model 3.1 Modulation 64QAM		Test Model 3.2 Modulation 16QAM		Test Model 3.1a Modulation 256QAM	
Channel Frequency 2655MHz		Channel Frequency 2655MHz		Channel Frequency 2655MHz		Channel Frequency 2655MHz	
Tx Port	dBm/MHz	Tx Port	dBm/MHz	Tx Port	dBm/MHz	Tx Port	dBm/MHz
1	36.36	1	36.33	1	37.15	1	36.31

Table 65 Power Spectral Density (Band 7 E-UTRA 15 MHz BW Middle Channel)

Config C:

Test Model 1.1 Modulation QPSK		Test Model 3.1 Modulation 64QAM		Test Model 3.2 Modulation 16QAM		Test Model 3.1a Modulation 256QAM	
Channel Frequency 1962.5MHz		Channel Frequency 1962.5MHz		Channel Frequency 1962.5MHz		Channel Frequency 1962.5MHz	
Tx Port	dBm/MHz	Tx Port	dBm/MHz	Tx Port	dBm/MHz	Tx Port	dBm/MHz
1	38.29	1	38.39	1	38.77	1	38.47

Table 66 Power Spectral Density (Band 25 E-UTRA 10 MHz BW Middle Channel)

Test Model 1.1 Modulation QPSK		Test Model 3.1 Modulation 64QAM		Test Model 3.2 Modulation 16QAM		Test Model 3.1a Modulation 256QAM	
Channel Frequency 2155MHz		Channel Frequency 2155MHz		Channel Frequency 2155MHz		Channel Frequency 2155MHz	
Tx Port	dBm/MHz	Tx Port	dBm/MHz	Tx Port	dBm/MHz	Tx Port	dBm/MHz
1	38.33	1	38.34	1	38.64	1	38.31

Table 67 Power Spectral Density (Band 66 E-UTRA 10 MHz BW Middle Channel)

Test Model 1.1 Modulation QPSK		Test Model 3.1 Modulation 64QAM		Test Model 3.2 Modulation 16QAM		Test Model 3.1a Modulation 256QAM	
Channel Frequency 2655MHz		Channel Frequency 2655MHz		Channel Frequency 2655MHz		Channel Frequency 2655MHz	
Tx Port	dBm/MHz	Tx Port	dBm/MHz	Tx Port	dBm/MHz	Tx Port	dBm/MHz
1	38.12	1	38.13	1	38.43	1	38.10

Table 68 Power Spectral Density (Band 7 E-UTRA 10 MHz BW Middle Channel)

Config D:

Test Model 1.1 Modulation QPSK		Test Model 3.1 Modulation 64QAM		Test Model 3.2 Modulation 16QAM		Test Model 3.1a Modulation 256QAM	
Channel Frequency 1962.5MHz		Channel Frequency 1962.5MHz		Channel Frequency 1962.5MHz		Channel Frequency 1962.5MHz	
Tx Port	dBm/MHz	Tx Port	dBm/MHz	Tx Port	dBm/MHz	Tx Port	dBm/MHz
1	39.66	1	39.70	1	40.09	1	39.78

Table 69 Power Spectral Density (Band 25 E-UTRA 5 MHz BW Middle Channel)

Test Model 1.1 Modulation QPSK		Test Model 3.1 Modulation 64QAM		Test Model 3.2 Modulation 16QAM		Test Model 3.1a Modulation 256QAM	
Channel Frequency 2155MHz		Channel Frequency 2155MHz		Channel Frequency 2155MHz		Channel Frequency 2155MHz	
Tx Port	dBm/MHz	Tx Port	dBm/MHz	Tx Port	dBm/MHz	Tx Port	dBm/MHz
1	39.53	1	39.53	1	39.88	1	39.52

Table 70 Power Spectral Density (Band 66 E-UTRA 5 MHz BW Middle Channel)

Test Model 1.1 Modulation QPSK		Test Model 3.1 Modulation 64QAM		Test Model 3.2 Modulation 16QAM		Test Model 3.1a Modulation 256QAM	
Channel Frequency 2622.5MHz		Channel Frequency 2622.5MHz		Channel Frequency 2622.5MHz		Channel Frequency 2622.5MHz	
Tx Port	dBm/MHz	Tx Port	dBm/MHz	Tx Port	dBm/MHz	Tx Port	dBm/MHz
1	39.32	1	39.27	1	39.63	1	39.27
Channel Frequency 2655MHz		Channel Frequency 2655MHz		Channel Frequency 2655MHz		Channel Frequency 2655MHz	
Tx Port	dBm/MHz	Tx Port	dBm/MHz	Tx Port	dBm/MHz	Tx Port	dBm/MHz
1	39.35	1	39.35	1	39.73	1	39.37
Channel Frequency 2687.5MHz		Channel Frequency 2687.5MHz		Channel Frequency 2687.5MHz		Channel Frequency 2687.5MHz	
Tx Port	dBm/MHz	Tx Port	dBm/MHz	Tx Port	dBm/MHz	Tx Port	dBm/MHz
1	39.27	1	39.22	1	39.61	1	39.28

Table 71 Power Spectral Density (Band 7 E-UTRA 5 MHz BW Bottom, Middle and Top Channels)

Config E:

Test Model 1.1 Modulation QPSK		Test Model 3.1 Modulation 64QAM		Test Model 3.2 Modulation 16QAM		Test Model 3.1a Modulation 256QAM	
Channel Frequency 1962.5MHz		Channel Frequency 1962.5MHz		Channel Frequency 1962.5MHz		Channel Frequency 1962.5MHz	
Tx Port	dBm/MHz	Tx Port	dBm/MHz	Tx Port	dBm/MHz	Tx Port	dBm/MHz
1	38.80	1	38.81	1	39.26	1	38.88

Table 72 Power Spectral Density (Band 25 E-UTRA 3 MHz BW Middle Channel)

Test Model 1.1 Modulation QPSK		Test Model 3.1 Modulation 64QAM		Test Model 3.2 Modulation 16QAM		Test Model 3.1a Modulation 256QAM	
Channel Frequency 2155MHz		Channel Frequency 2155MHz		Channel Frequency 2155MHz		Channel Frequency 2155MHz	
Tx Port	dBm/MHz	Tx Port	dBm/MHz	Tx Port	dBm/MHz	Tx Port	dBm/MHz
1	38.65	1	38.64	1	39.06	1	38.62

Table 73 Power Spectral Density (Band 66 E-UTRA 3 MHz BW Middle Channel)

Config F:

Test Model 1.1 Modulation QPSK		Test Model 3.1 Modulation 64QAM		Test Model 3.2 Modulation 16QAM		Test Model 3.1a Modulation 256QAM	
Channel Frequency 1930.7MHz		Channel Frequency 1930.7MHz		Channel Frequency 1930.7MHz		Channel Frequency 1930.7MHz	
Tx Port	dBm/MHz	Tx Port	dBm/MHz	Tx Port	dBm/MHz	Tx Port	dBm/MHz
1	41.66	1	41.74	1	41.84	1	41.73
Channel Frequency 1962.5MHz		Channel Frequency 1962.5MHz		Channel Frequency 1962.5MHz		Channel Frequency 1962.5MHz	
Tx Port	dBm/MHz	Tx Port	dBm/MHz	Tx Port	dBm/MHz	Tx Port	dBm/MHz
1	41.83	1	41.89	1	41.93	1	41.90
Channel Frequency 1989.3MHz		Channel Frequency 1989.3MHz		Channel Frequency 1989.3MHz		Channel Frequency 1989.3MHz	
Tx Port	dBm/MHz	Tx Port	dBm/MHz	Tx Port	dBm/MHz	Tx Port	dBm/MHz
1	41.99	1	42.02	1	42.07	1	42.04

Table 74 Power Spectral Density (Band 25 E-UTRA 1.4 MHz BW Bottom, Middle and Top Channels)

Test Model 1.1 Modulation QPSK		Test Model 3.1 Modulation 64QAM		Test Model 3.2 Modulation 16QAM		Test Model 3.1a Modulation 256QAM	
Channel Frequency 2110.7MHz		Channel Frequency 2110.7MHz		Channel Frequency 2110.7MHz		Channel Frequency 2110.7MHz	
Tx Port	dBm/MHz	Tx Port	dBm/MHz	Tx Port	dBm/MHz	Tx Port	dBm/MHz
1	41.55	1	41.46	1	41.51	1	41.44
Channel Frequency 2155MHz		Channel Frequency 2155MHz		Channel Frequency 2155MHz		Channel Frequency 2155MHz	
Tx Port	dBm/MHz	Tx Port	dBm/MHz	Tx Port	dBm/MHz	Tx Port	dBm/MHz
1	41.66	1	41.61	1	41.64	1	41.58
Channel Frequency 2199.3MHz		Channel Frequency 2199.3MHz		Channel Frequency 2199.3MHz		Channel Frequency 2199.3MHz	
Tx Port	dBm/MHz	Tx Port	dBm/MHz	Tx Port	dBm/MHz	Tx Port	dBm/MHz
1	41.43	1	41.35	1	41.38	1	41.33

Table 75 Power Spectral Density (Band 66 E-UTRA 1.4 MHz BW Bottom, Middle and Top Channels)

Config G:

Test Model 1.1 with N-TM Modulation QPSK	
Channel Frequency 1962.5MHz	
Tx Port	dBm/MHz
1	35.54

Table 76 Power Spectral Density (Band 25 NB-IoT GB 20 MHz BW Middle Channel)

Test Model 1.1 with N-TM Modulation QPSK	
Channel Frequency 2155MHz	
Tx Port	dBm/MHz
1	35.61

Table 77 Power Spectral Density (Band 66 NB-IoT GB 20 MHz BW Middle Channel)

Test Model 1.1 with N-TM Modulation QPSK	
Channel Frequency 2655MHz	
Tx Port	dBm/MHz
1	35.52

Table 78 Power Spectral Density (Band 7 NB-IoT GB 20 MHz BW Middle Channel)

Config H:

Test Model 1.1 with N-TM Modulation QPSK	
Channel Frequency 1962.5MHz	
Tx Port	dBm/MHz
1	36.92

Table 79 Power Spectral Density (Band 25 NB-IoT GB 15 MHz BW Middle Channel)

Test Model 1.1 with N-TM Modulation QPSK	
Channel Frequency 2155MHz	
Tx Port	dBm/MHz
1	37.13

Table 80 Power Spectral Density (Band 66 NB-IoT GB 15 MHz BW Middle Channel)

Test Model 1.1 with N-TM Modulation QPSK	
Channel Frequency 2655MHz	
Tx Port	dBm/MHz
1	36.83

Table 81 Power Spectral Density (Band 7 NB-IoT GB 15 MHz BW Middle Channel)

Config I:

Test Model 1.1 with N-TM Modulation QPSK	
Channel Frequency 1962.5MHz	
Tx Port	dBm/MHz
1	38.48

Table 82 Power Spectral Density (Band 25 NB-IoT GB 10 MHz BW Middle Channel)

Test Model 1.1 with N-TM Modulation QPSK	
Channel Frequency 2155MHz	
Tx Port	dBm/MHz
1	38.60

Table 83 Power Spectral Density (Band 66 NB-IoT GB 10 MHz BW Middle Channel)

Test Model 1.1 with N-TM Modulation QPSK	
Channel Frequency 2655MHz	
Tx Port	dBm/MHz
1	38.37

Table 84 Power Spectral Density (Band 7 NB-IoT GB 10 MHz BW Middle Channel)

Config J:

Test Model N-TM Modulation QPSK		Test Model N-TM Modulation QPSK		Test Model N-TM Modulation QPSK	
Channel Frequency 1930.2MHz		Channel Frequency 1962.5MHz		Channel Frequency 1994.8MHz	
Tx Port	dBm/MHz	Tx Port	dBm/MHz	Tx Port	dBm/MHz
1	42.40	1	42.73	1	42.35

Table 85 Power Spectral Density (Band 25 NB-IoT SA Bottom, Middle and Top Channels)

Test Model N-TM Modulation QPSK		Test Model N-TM Modulation QPSK		Test Model N-TM Modulation QPSK	
Channel Frequency 2110.2MHz		Channel Frequency 2155MHz		Channel Frequency 2199.8MHz	
Tx Port	dBm/MHz	Tx Port	dBm/MHz	Tx Port	dBm/MHz
1	42.08	1	42.55	1	42.41

Table 86 Power Spectral Density (Band 66 NB-IoT SA Bottom, Middle and Top Channels)

Test Model N-TM Modulation QPSK		Test Model N-TM Modulation QPSK		Test Model N-TM Modulation QPSK	
Channel Frequency 2620.2MHz		Channel Frequency 2655MHz		Channel Frequency 2689.8MHz	
Tx Port	dBm/MHz	Tx Port	dBm/MHz	Tx Port	dBm/MHz
1	42.51	1	42.62	1	42.65

Table 87 Power Spectral Density (Band 7 NB-IoT SA (for ISED) Bottom, Middle and Top Channels)

Test Model N-TM Modulation QPSK		Test Model N-TM Modulation QPSK		Test Model N-TM Modulation QPSK	
Channel Frequency 2620.2MHz		Channel Frequency 2655MHz		Channel Frequency 2689.8MHz	
Tx Port	dBm/MHz	Tx Port	dBm/MHz	Tx Port	dBm/MHz
1	36.33	1	36.55	1	36.56

Table 88 Power Spectral Density (Band 7 NB-IoT SA Reduced Power (for FCC) Bottom, Middle and Top Channels)

Config K:

Test Model 1.1 with N-TM Modulation QPSK	
Channel Frequency 1962.5MHz	
Tx Port	dBm/MHz
1	35.32

Table 89 Power Spectral Density (Band 25 NB-IoT IB 20 MHz BW Middle Channel)

Test Model 1.1 with N-TM Modulation QPSK	
Channel Frequency 2155MHz	
Tx Port	dBm/MHz
1	35.39

Table 90 Power Spectral Density (Band 66 NB-IoT IB 20 MHz BW Middle Channel)

Test Model 1.1 with N-TM Modulation QPSK	
Channel Frequency 2655MHz	
Tx Port	dBm/MHz
1	35.29

Table 91 Power Spectral Density (Band 7 NB-IoT IB 20 MHz BW Middle Channel)

Config L:

Test Model 1.1 with N-TM Modulation QPSK	
Channel Frequency 1962.5MHz	
Tx Port	dBm/MHz
1	36.51

Table 92 Power Spectral Density (Band 25 NB-IoT IB 15 MHz BW Middle Channel)

Test Model 1.1 with N-TM Modulation QPSK	
Channel Frequency 2155MHz	
Tx Port	dBm/MHz
1	36.52

Table 93 Power Spectral Density (Band 66 NB-IoT IB 15 MHz BW Middle Channel)

Test Model 1.1 with N-TM Modulation QPSK	
Channel Frequency 2655MHz	
Tx Port	dBm/MHz
1	36.55

Table 94 Power Spectral Density (Band 7 NB-IoT IB 15 MHz BW Middle Channel)

Config M:

Test Model 1.1 with N-TM Modulation QPSK	
Channel Frequency 1962.5MHz	
Tx Port	dBm/MHz
1	38.30

Table 95 Power Spectral Density (Band 25 NB-IoT IB 10 MHz BW Middle Channel)

Test Model 1.1 with N-TM Modulation QPSK	
Channel Frequency 2155MHz	
Tx Port	dBm/MHz
1	38.49

Table 96 Power Spectral Density (Band 66 NB-IoT IB 10 MHz BW Middle Channel)

Test Model 1.1 with N-TM Modulation QPSK	
Channel Frequency 2655MHz	
Tx Port	dBm/MHz
1	38.33

Table 97 Power Spectral Density (Band 7 NB-IoT IB 10 MHz BW Middle Channel)

Config N:

Test Model 1.1 with N-TM Modulation QPSK	
Channel Frequency 1962.5MHz	
Tx Port	dBm/MHz
1	39.47

Table 98 Power Spectral Density (Band 25 NB-IoT IB 5 MHz BW Middle Channel)

Test Model 1.1 with N-TM Modulation QPSK	
Channel Frequency 2155MHz	
Tx Port	dBm/MHz
1	39.73

Table 99 Power Spectral Density (Band 66 NB-IoT IB 5 MHz BW Middle Channel)

Test Model 1.1 with N-TM Modulation QPSK	
Channel Frequency 2655MHz	
Tx Port	dBm/MHz
1	39.57

Table 100 Power Spectral Density (Band 7 NB-IoT IB 5 MHz BW Middle Channel)

The base station power spectral density was found to be compliant with the manufacturer's specifications and with all requirements of the FCC rules and ISSED RSS specifications.

Config A:

Test Model 1.1 Modulation QPSK		Test Model 3.1 Modulation 64QAM		Test Model 3.2 Modulation 16QAM		Test Model 3.1a Modulation 256QAM	
Channel Frequency 1962.5MHz		Channel Frequency 1962.5MHz		Channel Frequency 1962.5MHz		Channel Frequency 1962.5MHz	
Tx Port	CCDF 0.1%	Tx Port	CCDF 0.1%	Tx Port	CCDF 0.1%	Tx Port	CCDF 0.1%
1	7.90	1	7.86	1	7.86	1	7.90

Table 101 Peak to Average Power (Band 25 E-UTRA 20 MHz BW Middle Channel All modulation types)

Test Model 1.1 Modulation QPSK		Test Model 3.1 Modulation 64QAM		Test Model 3.2 Modulation 16QAM		Test Model 3.1a Modulation 256QAM	
Channel Frequency 2155MHz		Channel Frequency 2155MHz		Channel Frequency 2155MHz		Channel Frequency 2155MHz	
Tx Port	CCDF 0.1%	Tx Port	CCDF 0.1%	Tx Port	CCDF 0.1%	Tx Port	CCDF 0.1%
1	7.86	1	7.88	1	7.86	1	7.88

Table 102 Peak to Average Power (Band 66 E-UTRA 20 MHz BW Middle Channel All modulation types)

Test Model 1.1 Modulation QPSK		Test Model 3.1 Modulation 64QAM		Test Model 3.2 Modulation 16QAM		Test Model 3.1a Modulation 256QAM	
Channel Frequency 2655MHz		Channel Frequency 2655MHz		Channel Frequency 2655MHz		Channel Frequency 2655MHz	
Tx Port	CCDF 0.1%	Tx Port	CCDF 0.1%	Tx Port	CCDF 0.1%	Tx Port	CCDF 0.1%
1	7.88	1	7.86	1	7.84	1	7.88

Table 103 Peak to Average Power (Band 7 E-UTRA 20 MHz BW Middle Channel All modulation types)

Test Model 3.1a Modulation 256QAM		Test Model 3.1a Modulation 256QAM		Test Model 3.1a Modulation 256QAM	
Channel Frequency 1940MHz		Channel Frequency 1962.5MHz		Channel Frequency 1985MHz	
Tx Port	CCDF 0.1%	Tx Port	CCDF 0.1%	Tx Port	CCDF 0.1%
1	7.88	1	7.86	1	7.88

Table 104 Peak to Average Power (Band 25 E-UTRA 20 MHz BW Bottom, Middle and Top Channels)

Test Model 3.1a Modulation 256QAM		Test Model 3.1a Modulation 256QAM		Test Model 3.1a Modulation 256QAM	
Channel Frequency 2120MHz		Channel Frequency 2155MHz		Channel Frequency 2190MHz	
Tx Port	CCDF 0.1%	Tx Port	CCDF 0.1%	Tx Port	CCDF 0.1%
1	7.90	1	7.88	1	7.88

Table 105 Peak to Average Power (Band 66 E-UTRA 20 MHz BW Bottom, Middle and Top Channels)

Test Model 3.1a Modulation 256QAM		Test Model 3.1a Modulation 256QAM		Test Model 3.1a Modulation 256QAM	
Channel Frequency 2630MHz		Channel Frequency 2655MHz		Channel Frequency 2680MHz	
Tx Port	CCDF 0.1%	Tx Port	CCDF 0.1%	Tx Port	CCDF 0.1%
1	7.86	1	7.86	1	7.88

Table 106 Peak to Average Power (Band 7 E-UTRA 20 MHz BW Bottom, Middle and Top Channels)

Config B:

Test Model 3.1a Modulation 256QAM		Test Model 3.1a Modulation 256QAM		Test Model 3.1a Modulation 256QAM	
Channel Frequency 1937.5MHz		Channel Frequency 1962.5MHz		Channel Frequency 1987.5MHz	
Tx Port	CCDF 0.1%	Tx Port	CCDF 0.1%	Tx Port	CCDF 0.1%
1	7.88	1	7.90	1	7.88

Table 107 Peak to Average Power (Band 25 E-UTRA 15 MHz BW Bottom, Middle and Top Channels)

Test Model 3.1a Modulation 256QAM		Test Model 3.1a Modulation 256QAM		Test Model 3.1a Modulation 256QAM	
Channel Frequency 2117.5MHz		Channel Frequency 2155MHz		Channel Frequency 2192.5MHz	
Tx Port	CCDF 0.1%	Tx Port	CCDF 0.1%	Tx Port	CCDF 0.1%
1	7.90	1	7.90	1	7.88

Table 108 Peak to Average Power (Band 66 E-UTRA 15 MHz BW Bottom, Middle and Top Channels)

Test Model 3.1a Modulation 256QAM		Test Model 3.1a Modulation 256QAM		Test Model 3.1a Modulation 256QAM	
Channel Frequency 2627.5MHz		Channel Frequency 2655MHz		Channel Frequency 2682.5MHz	
Tx Port	CCDF 0.1%	Tx Port	CCDF 0.1%	Tx Port	CCDF 0.1%
1	7.88	1	7.88	1	7.88

Table 109 Peak to Average Power (Band 7 E-UTRA 15 MHz BW Bottom, Middle and Top Channels)

Config C:

Test Model 3.1a Modulation 256QAM		Test Model 3.1a Modulation 256QAM		Test Model 3.1a Modulation 256QAM	
Channel Frequency 1935MHz		Channel Frequency 1962.5MHz		Channel Frequency 1990MHz	
Tx Port	CCDF 0.1%	Tx Port	CCDF 0.1%	Tx Port	CCDF 0.1%
1	7.90	1	7.92	1	7.88

Table 110 Peak to Average Power (Band 25 E-UTRA 10 MHz BW Bottom, Middle and Top Channels)

Test Model 3.1a Modulation 256QAM		Test Model 3.1a Modulation 256QAM		Test Model 3.1a Modulation 256QAM	
Channel Frequency 2115MHz		Channel Frequency 2155MHz		Channel Frequency 2195MHz	
Tx Port	CCDF 0.1%	Tx Port	CCDF 0.1%	Tx Port	CCDF 0.1%
1	7.92	1	7.90	1	7.90

Table 111 Peak to Average Power (Band 66 E-UTRA 10 MHz BW Bottom, Middle and Top Channels)

Test Model 3.1a Modulation 256QAM		Test Model 3.1a Modulation 256QAM		Test Model 3.1a Modulation 256QAM	
Channel Frequency 2625MHz		Channel Frequency 2655MHz		Channel Frequency 2685MHz	
Tx Port	CCDF 0.1%	Tx Port	CCDF 0.1%	Tx Port	CCDF 0.1%
1	7.92	1	7.90	1	7.92

Table 112 Peak to Average Power (Band 7 E-UTRA 10 MHz BW Bottom, Middle and Top Channels)

Config D:

Test Model 3.1a Modulation 256QAM		Test Model 3.1a Modulation 256QAM		Test Model 3.1a Modulation 256QAM	
Channel Frequency 1932.5MHz		Channel Frequency 1962.5MHz		Channel Frequency 1992.5MHz	
Tx Port	CCDF 0.1%	Tx Port	CCDF 0.1%	Tx Port	CCDF 0.1%
1	7.92	1	7.90	1	7.94

Table 113 Peak to Average Power (Band 25 E-UTRA 5 MHz BW Bottom, Middle and Top Channels)

Test Model 3.1a Modulation 256QAM		Test Model 3.1a Modulation 256QAM		Test Model 3.1a Modulation 256QAM	
Channel Frequency 2112.5MHz		Channel Frequency 2155MHz		Channel Frequency 2197.5MHz	
Tx Port	CCDF 0.1%	Tx Port	CCDF 0.1%	Tx Port	CCDF 0.1%
1	7.92	1	7.88	1	7.94

Table 114 Peak to Average Power (Band 66 E-UTRA 5 MHz BW Bottom, Middle and Top Channels)

Test Model 3.1a Modulation 256QAM		Test Model 3.1a Modulation 256QAM		Test Model 3.1a Modulation 256QAM	
Channel Frequency 2622.5MHz		Channel Frequency 2655MHz		Channel Frequency 2687.5MHz	
Tx Port	CCDF 0.1%	Tx Port	CCDF 0.1%	Tx Port	CCDF 0.1%
1	7.86	1	7.90	1	7.92

Table 115 Peak to Average Power (Band 7 E-UTRA 5 MHz BW Bottom, Middle and Top Channels)

Config E:

Test Model 3.1a Modulation 256QAM		Test Model 3.1a Modulation 256QAM		Test Model 3.1a Modulation 256QAM	
Channel Frequency 1931.5MHz		Channel Frequency 1962.5MHz		Channel Frequency 1988.5MHz	
Tx Port	CCDF 0.1%	Tx Port	CCDF 0.1%	Tx Port	CCDF 0.1%
1	7.94	1	7.92	1	7.88

Table 116 Peak to Average Power (Band 25 E-UTRA 3 MHz BW Bottom, Middle and Top Channels)

Test Model 3.1a Modulation 256QAM		Test Model 3.1a Modulation 256QAM		Test Model 3.1a Modulation 256QAM	
Channel Frequency 2111.5MHz		Channel Frequency 2155MHz		Channel Frequency 2198.5MHz	
Tx Port	CCDF 0.1%	Tx Port	CCDF 0.1%	Tx Port	CCDF 0.1%
1	7.92	1	7.86	1	7.82

Table 117 Peak to Average Power (Band 66 E-UTRA 3 MHz BW Bottom, Middle and Top Channels)

Config F:

Test Model 3.1a Modulation 256QAM		Test Model 3.1a Modulation 256QAM		Test Model 3.1a Modulation 256QAM	
Channel Frequency 1930.7MHz		Channel Frequency 1962.5MHz		Channel Frequency 1989.3MHz	
Tx Port	CCDF 0.1%	Tx Port	CCDF 0.1%	Tx Port	CCDF 0.1%
1	7.88	1	7.92	1	7.96

Table 118 Peak to Average Power (Band 25 E-UTRA 1.4 MHz BW Bottom, Middle and Top Channels)

Test Model 3.1a Modulation 256QAM		Test Model 3.1a Modulation 256QAM		Test Model 3.1a Modulation 256QAM	
Channel Frequency 2110.7MHz		Channel Frequency 2155MHz		Channel Frequency 2199.3MHz	
Tx Port	CCDF 0.1%	Tx Port	CCDF 0.1%	Tx Port	CCDF 0.1%
1	7.96	1	7.98	1	7.84

Table 119 Peak to Average Power (Band 66 E-UTRA 1.4 MHz BW Bottom, Middle and Top Channels)

Config G:

Test Model 1.1 with N-TM Modulation QPSK		Test Model 1.1 with N-TM Modulation QPSK		Test Model 1.1 with N-TM Modulation QPSK	
Channel Frequency 1940MHz		Channel Frequency 1962.5MHz		Channel Frequency 1985MHz	
Tx Port	CCDF 0.1%	Tx Port	CCDF 0.1%	Tx Port	CCDF 0.1%
1	7.56	1	7.38	1	7.44

Table 120 Peak to Average Power (Band 25 NB-IoT GB 20 MHz BW Bottom, Middle and Top Channels)

Test Model 1.1 with N-TM Modulation QPSK		Test Model 1.1 with N-TM Modulation QPSK		Test Model 1.1 with N-TM Modulation QPSK	
Channel Frequency 2120MHz		Channel Frequency 2155MHz		Channel Frequency 2190MHz	
Tx Port	CCDF 0.1%	Tx Port	CCDF 0.1%	Tx Port	CCDF 0.1%
1	7.42	1	7.40	1	7.40

Table 121 Peak to Average Power (Band 66 NB-IoT GB 20 MHz BW Bottom, Middle and Top Channels)

Test Model 1.1 with N-TM Modulation QPSK		Test Model 1.1 with N-TM Modulation QPSK		Test Model 1.1 with N-TM Modulation QPSK	
Channel Frequency 2630MHz		Channel Frequency 2655MHz		Channel Frequency 2680MHz	
Tx Port	CCDF 0.1%	Tx Port	CCDF 0.1%	Tx Port	CCDF 0.1%
1	7.40	1	7.40	1	7.38

Table 122 Peak to Average Power (Band 7 NB-IoT GB 20 MHz BW Bottom, Middle and Top Channels)

Config H:

Test Model 1.1 with N-TM Modulation QPSK		Test Model 1.1 with N-TM Modulation QPSK		Test Model 1.1 with N-TM Modulation QPSK	
Channel Frequency 1937.5MHz		Channel Frequency 1962.5MHz		Channel Frequency 1987.5MHz	
Tx Port	CCDF 0.1%	Tx Port	CCDF 0.1%	Tx Port	CCDF 0.1%
1	7.26	1	7.12	1	7.18

Table 123 Peak to Average Power (Band 25 NB-IoT GB 15 MHz BW Bottom, Middle and Top Channels)

Test Model 1.1 with N-TM Modulation QPSK		Test Model 1.1 with N-TM Modulation QPSK		Test Model 1.1 with N-TM Modulation QPSK	
Channel Frequency 2117.5MHz		Channel Frequency 2155MHz		Channel Frequency 2192.5MHz	
Tx Port	CCDF 0.1%	Tx Port	CCDF 0.1%	Tx Port	CCDF 0.1%
1	7.14	1	7.12	1	7.14

Table 124 Peak to Average Power (Band 66 NB-IoT GB 15 MHz BW Bottom, Middle and Top Channels)

Test Model 1.1 with N-TM Modulation QPSK		Test Model 1.1 with N-TM Modulation QPSK		Test Model 1.1 with N-TM Modulation QPSK	
Channel Frequency 2627.5MHz		Channel Frequency 2655MHz		Channel Frequency 2682.5MHz	
Tx Port	CCDF 0.1%	Tx Port	CCDF 0.1%	Tx Port	CCDF 0.1%
1	7.14	1	7.12	1	7.12

Table 125 Peak to Average Power (Band 7 NB-IoT GB 15 MHz BW Bottom, Middle and Top Channels)

Config I:

Test Model 1.1 with N-TM Modulation QPSK		Test Model 1.1 with N-TM Modulation QPSK		Test Model 1.1 with N-TM Modulation QPSK	
Channel Frequency 1935MHz		Channel Frequency 1962.5MHz		Channel Frequency 1990MHz	
Tx Port	CCDF 0.1%	Tx Port	CCDF 0.1%	Tx Port	CCDF 0.1%
1	7.44	1	7.40	1	7.42

Table 126 Peak to Average Power (Band 25 NB-IoT GB 10 MHz BW Bottom, Middle and Top Channels)

Test Model 1.1 with N-TM Modulation QPSK		Test Model 1.1 with N-TM Modulation QPSK		Test Model 1.1 with N-TM Modulation QPSK	
Channel Frequency 2115MHz		Channel Frequency 2155MHz		Channel Frequency 2195MHz	
Tx Port	CCDF 0.1%	Tx Port	CCDF 0.1%	Tx Port	CCDF 0.1%
1	7.42	1	7.42	1	7.40

Table 127 Peak to Average Power (Band 66 NB-IoT GB 10 MHz BW Bottom, Middle and Top Channels)

Test Model 1.1 with N-TM Modulation QPSK		Test Model 1.1 with N-TM Modulation QPSK		Test Model 1.1 with N-TM Modulation QPSK	
Channel Frequency 2625MHz		Channel Frequency 2655MHz		Channel Frequency 2685MHz	
Tx Port	CCDF 0.1%	Tx Port	CCDF 0.1%	Tx Port	CCDF 0.1%
1	7.40	1	7.40	1	7.38

Table 128 Peak to Average Power (Band 7 NB-IoT GB 10 MHz BW Bottom, Middle and Top Channels)

Config J:

Test Model N-TM Modulation QPSK		Test Model N-TM Modulation QPSK		Test Model N-TM Modulation QPSK	
Channel Frequency 1930.2MHz		Channel Frequency 1962.5MHz		Channel Frequency 1994.8MHz	
Tx Port	CCDF 0.1%	Tx Port	CCDF 0.1%	Tx Port	CCDF 0.1%
1	6.30	1	6.34	1	6.38

Table 129 Peak to Average Power (Band 25 NB-IoT SA Bottom, Middle and Top Channels)

Test Model N-TM Modulation QPSK		Test Model N-TM Modulation QPSK		Test Model N-TM Modulation QPSK	
Channel Frequency 2110.2MHz		Channel Frequency 2155MHz		Channel Frequency 2199.8MHz	
Tx Port	CCDF 0.1%	Tx Port	CCDF 0.1%	Tx Port	CCDF 0.1%
1	6.38	1	6.34	1	6.34

Table 130 Peak to Average Power (Band 66 NB-IoT SA Bottom, Middle and Top Channels)

Test Model N-TM Modulation QPSK		Test Model N-TM Modulation QPSK		Test Model N-TM Modulation QPSK	
Channel Frequency 2620.2MHz		Channel Frequency 2655MHz		Channel Frequency 2689.8MHz	
Tx Port	CCDF 0.1%	Tx Port	CCDF 0.1%	Tx Port	CCDF 0.1%
1	6.36	1	6.36	1	6.36

Table 131 Peak to Average Power (Band 7 NB-IoT SA Bottom, Middle and Top Channels)

Config K:

Test Model 1.1 with N-TM Modulation QPSK		Test Model 1.1 with N-TM Modulation QPSK		Test Model 1.1 with N-TM Modulation QPSK	
Channel Frequency 1940MHz		Channel Frequency 1962.5MHz		Channel Frequency 1985MHz	
Tx Port	CCDF 0.1%	Tx Port	CCDF 0.1%	Tx Port	CCDF 0.1%
1	7.54	1	7.42	1	7.44

Table 132 Peak to Average Power (Band 25 NB-IoT IB 20 MHz BW Bottom, Middle and Top Channels)

Test Model 1.1 with N-TM Modulation QPSK		Test Model 1.1 with N-TM Modulation QPSK		Test Model 1.1 with N-TM Modulation QPSK	
Channel Frequency 2120MHz		Channel Frequency 2155MHz		Channel Frequency 2190MHz	
Tx Port	CCDF 0.1%	Tx Port	CCDF 0.1%	Tx Port	CCDF 0.1%
1	7.42	1	7.40	1	7.42

Table 133 Peak to Average Power (Band 66 NB-IoT IB 20 MHz BW Bottom, Middle and Top Channels)

Test Model 1.1 with N-TM Modulation QPSK		Test Model 1.1 with N-TM Modulation QPSK		Test Model 1.1 with N-TM Modulation QPSK	
Channel Frequency 2630MHz		Channel Frequency 2655MHz		Channel Frequency 2680MHz	
Tx Port	CCDF 0.1%	Tx Port	CCDF 0.1%	Tx Port	CCDF 0.1%
1	7.42	1	7.40	1	7.40

Table 134 Peak to Average Power (Band 7 NB-IoT IB 20 MHz BW Bottom, Middle and Top Channels)

Config L:

Test Model 1.1 with N-TM Modulation QPSK		Test Model 1.1 with N-TM Modulation QPSK		Test Model 1.1 with N-TM Modulation QPSK	
Channel Frequency 1937.5MHz		Channel Frequency 1962.5MHz		Channel Frequency 1987.5MHz	
Tx Port	CCDF 0.1%	Tx Port	CCDF 0.1%	Tx Port	CCDF 0.1%
1	7.50	1	7.42	1	7.44

Table 135 Peak to Average Power (Band 25 NB-IoT IB 15 MHz BW Bottom, Middle and Top Channels)

Test Model 1.1 with N-TM Modulation QPSK		Test Model 1.1 with N-TM Modulation QPSK		Test Model 1.1 with N-TM Modulation QPSK	
Channel Frequency 2117.5MHz		Channel Frequency 2155MHz		Channel Frequency 2192.5MHz	
Tx Port	CCDF 0.1%	Tx Port	CCDF 0.1%	Tx Port	CCDF 0.1%
1	7.44	1	7.44	1	7.44

Table 136 Peak to Average Power (Band 66 NB-IoT IB 15 MHz BW Bottom, Middle and Top Channels)

Test Model 1.1 with N-TM Modulation QPSK		Test Model 1.1 with N-TM Modulation QPSK		Test Model 1.1 with N-TM Modulation QPSK	
Channel Frequency 2627.5MHz		Channel Frequency 2655MHz		Channel Frequency 2682.5MHz	
Tx Port	CCDF 0.1%	Tx Port	CCDF 0.1%	Tx Port	CCDF 0.1%
1	7.42	1	7.42	1	7.42

Table 137 Peak to Average Power (Band 7 NB-IoT IB 15 MHz BW Bottom, Middle and Top Channels)

Config M:

Test Model 1.1 with N-TM Modulation QPSK		Test Model 1.1 with N-TM Modulation QPSK		Test Model 1.1 with N-TM Modulation QPSK	
Channel Frequency 1935MHz		Channel Frequency 1962.5MHz		Channel Frequency 1990MHz	
Tx Port	CCDF 0.1%	Tx Port	CCDF 0.1%	Tx Port	CCDF 0.1%
1	7.46	1	7.44	1	7.44

Table 138 Peak to Average Power (Band 25 NB-IoT IB 10 MHz BW Bottom, Middle and Top Channels)

Test Model 1.1 with N-TM Modulation QPSK		Test Model 1.1 with N-TM Modulation QPSK		Test Model 1.1 with N-TM Modulation QPSK	
Channel Frequency 2115MHz		Channel Frequency 2155MHz		Channel Frequency 2195MHz	
Tx Port	CCDF 0.1%	Tx Port	CCDF 0.1%	Tx Port	CCDF 0.1%
1	7.46	1	7.44	1	7.44

Table 139 Peak to Average Power (Band 66 NB-IoT IB 10 MHz BW Bottom, Middle and Top Channels)

Test Model 1.1 with N-TM Modulation QPSK		Test Model 1.1 with N-TM Modulation QPSK		Test Model 1.1 with N-TM Modulation QPSK	
Channel Frequency 2625MHz		Channel Frequency 2655MHz		Channel Frequency 2685MHz	
Tx Port	CCDF 0.1%	Tx Port	CCDF 0.1%	Tx Port	CCDF 0.1%
1	7.46	1	7.44	1	7.42

Table 140 Peak to Average Power (Band 7 NB-IoT IB 10 MHz BW Bottom, Middle and Top Channels)

Config N:

Test Model 1.1 with N-TM Modulation QPSK		Test Model 1.1 with N-TM Modulation QPSK		Test Model 1.1 with N-TM Modulation QPSK	
Channel Frequency 1932.5MHz		Channel Frequency 1962.5MHz		Channel Frequency 1992.5MHz	
Tx Port	CCDF 0.1%	Tx Port	CCDF 0.1%	Tx Port	CCDF 0.1%
1	7.42	1	7.42	1	7.44

Table 141 Peak to Average Power (Band 25 NB-IoT IB 5 MHz BW Bottom, Middle and Top Channels)

Test Model 1.1 with N-TM Modulation QPSK		Test Model 1.1 with N-TM Modulation QPSK		Test Model 1.1 with N-TM Modulation QPSK	
Channel Frequency 2112.5MHz		Channel Frequency 2155MHz		Channel Frequency 2197.5MHz	
Tx Port	CCDF 0.1%	Tx Port	CCDF 0.1%	Tx Port	CCDF 0.1%
1	7.44	1	7.44	1	7.42

Table 142 Peak to Average Power (Band 66 NB-IoT IB 5 MHz BW Bottom, Middle and Top Channels)

Test Model 1.1 with N-TM Modulation QPSK		Test Model 1.1 with N-TM Modulation QPSK		Test Model 1.1 with N-TM Modulation QPSK	
Channel Frequency 2622.5MHz		Channel Frequency 2655MHz		Channel Frequency 2687.5MHz	
Tx Port	CCDF 0.1%	Tx Port	CCDF 0.1%	Tx Port	CCDF 0.1%
1	7.42	1	7.42	1	7.42

Table 143 Peak to Average Power (Band 7 NB-IoT IB 5 MHz BW Bottom, Middle and Top Channels)

The base station peak to average power was found to be compliant with the manufacturer's specifications and with all requirements of the FCC rules and ISSED RSS specifications.

4.2 Test No. 2: Modulation Characteristics (§ 2.1047, RSS-Gen, RSS-133, RSS-139, RSS-199)

The occupied bandwidth was measured to be compliant with the manufacturer's specifications and with all requirements of the FCC rules and ISED RSS specifications, which represents the 99% power bandwidth (see the following section and screenshots on page 176).

No further testing is required under this section of the FCC rules and ISED RSS specifications. No measurements other than the occupied bandwidth are required.

Sample of modulation screenshots are on page 172, in I/Q constellation diagrams and tables, showing QPSK, 16QAM, 64QAM and 256QAM –modulation generation.

4.3 Test No. 3: Occupied Bandwidth (§ 2.1049, § 24.238, § 27.53, RSS-Gen)

4.3.1. Limits

FCC § 2.1049: The 99% occupied bandwidth is the width of a frequency band such that, below the lower and above the upper frequency limits, the mean powers emitted are each equal to 0.5% of the emitted power.

FCC § 24.238(b) for PCS, § 27.53(h)(3) for AWS and § 27.53(m)(6) for BRS : The emission bandwidth is defined as the width of the signal between two points, one below the carrier center frequency and one above the carrier center frequency, outside of which all emissions are attenuated at least 26 dB below the transmitter power.

RSS-Gen. 6.7: The occupied bandwidth or the “99% emission bandwidth” is defined as the frequency range between two points, one above and the other below the carrier frequency, within which 99% of the total transmitted power of the fundamental transmitted emission is contained. The occupied bandwidth shall be reported for all equipment in addition to the specified bandwidth required in the applicable RSSs.

4.3.2. Test Procedure and Results

The 99% occupied bandwidth of the carrier emission is measured using a signal analyzer with Resolution Bandwidth set to 3.9-500kHz (1-5% of bandwidth; see screenshots on page 176 for details).

The Relative measurement procedure of OBW is measured as the width of the spectral envelope of the modulated signal, at an amplitude level reduced from a reference value by a specified ratio (or in decibels, a specified number of dB down from the reference value). The typical ratio for transmitters is -26 dB, corresponding to the 26 dB BW. The Relative measurement procedure emission is measured using a signal analyzer with Resolution Bandwidth set to 3.9-500kHz (1-5% of bandwidth; see screenshots on page 184 for details).

Emission designator summary tables are found in Appendix C.

The following tables summarize the results:

Measured laboratory room temperature and humidity during the tests				
Date	Temperature Min-Max:		Humidity Min-Max:	
10.11.2023 – 13.12.2023	19.5 °C	26.4 °C	5.1 RH%	18.3 RH%

Config A:

Test Model 1.1 Modulation QPSK			Test Model 3.1 Modulation 64QAM			Test Model 3.2 Modulation 16QAM			Test Model 3.1a Modulation 256QAM		
									Channel Frequency 1940MHz		
									Tx Port	99% (MHz)	26dB (MHz)
									1	18.00	19.50
Channel Frequency 1962.5MHz			Channel Frequency 1962.5MHz			Channel Frequency 1962.5MHz			Channel Frequency 1962.5MHz		
Tx Port	99% (MHz)	26dB (MHz)	Tx Port	Value 99% (MHz)	Value 26dB (MHz)	Tx Port	99% (MHz)	26dB (MHz)	Tx Port	99% (MHz)	26dB (MHz)
1	17.97	19.46	1	17.99	19.50	1	18.04	19.54	1	17.97	19.50
									Channel Frequency 1985MHz		
									Tx Port	99% (MHz)	26dB (MHz)
									1	17.96	19.62

Table 144 Occupied Bandwidth (Band 25 E-UTRA 20 MHz Channel bandwidth)

Test Model 1.1 Modulation QPSK			Test Model 3.1 Modulation 64QAM			Test Model 3.2 Modulation 16QAM			Test Model 3.1a Modulation 256QAM								
									Channel Frequency 2120MHz								
Tx Port			99% (MHz)			26dB (MHz)											
1			17.97			19.54											
Channel Frequency 2155MHz			Channel Frequency 2155MHz			Channel Frequency 2155MHz			Channel Frequency 2155MHz								
Tx Port			Value 99% (MHz)			Value 26dB (MHz)			Tx Port			99% (MHz)			26dB (MHz)		
1			17.97			19.50			1			17.98			19.54		
									Channel Frequency 2190MHz								
Tx Port			99% (MHz)			26dB (MHz)											
1			17.97			19.46											

Table 145 Occupied Bandwidth (Band 66 E-UTRA 20 MHz Channel bandwidth)

Test Model 1.1 Modulation QPSK			Test Model 3.1 Modulation 64QAM			Test Model 3.2 Modulation 16QAM			Test Model 3.1a Modulation 256QAM								
									Channel Frequency 2630MHz								
Tx Port			99% (MHz)			26dB (MHz)											
1			17.98			19.38											
Channel Frequency 2655MHz			Channel Frequency 2655MHz			Channel Frequency 2655MHz			Channel Frequency 2655MHz								
Tx Port			Value 99% (MHz)			Value 26dB (MHz)			Tx Port			99% (MHz)			26dB (MHz)		
1			17.98			19.38			1			17.99			19.50		
									Channel Frequency 2680MHz								
Tx Port			99% (MHz)			26dB (MHz)											
1			18.00			19.50											

Table 146 Occupied Bandwidth (Band 7 E-UTRA 20 MHz Channel bandwidth)

Config B:

Test Model 1.1 Modulation QPSK			Test Model 3.1 Modulation 64QAM			Test Model 3.2 Modulation 16QAM			Test Model 3.1a Modulation 256QAM		
									Channel Frequency 1937.5MHz		
Tx Port			99% (MHz)			26dB (MHz)			Tx Port		
1			13.46			14.56			1		
Channel Frequency 1962.5MHz			Channel Frequency 1962.5MHz			Channel Frequency 1962.5MHz			Channel Frequency 1962.5MHz		
Tx Port			Value 99% (MHz)			Value 26dB (MHz)			Tx Port		
1			13.47			14.54			1		
									Channel Frequency 1987.5MHz		
Tx Port			99% (MHz)			26dB (MHz)			Tx Port		
1			13.47			14.51			1		

Table 147 Occupied Bandwidth (Band 25 E-UTRA 15 MHz Channel bandwidth)

Test Model 1.1 Modulation QPSK			Test Model 3.1 Modulation 64QAM			Test Model 3.2 Modulation 16QAM			Test Model 3.1a Modulation 256QAM		
									Channel Frequency 2117.5MHz		
									Tx Port	99% (MHz)	26dB (MHz)
									1	13.46	14.48
Channel Frequency 2155MHz			Channel Frequency 2155MHz			Channel Frequency 2155MHz			Channel Frequency 2155MHz		
Tx Port	99% (MHz)	26dB (MHz)	Tx Port	Value 99% (MHz)	Value 26dB (MHz)	Tx Port	99% (MHz)	26dB (MHz)	Tx Port	99% (MHz)	26dB (MHz)
1	13.46	14.56	1	13.48	14.60	1	13.43	14.42	1	13.47	14.45
									Channel Frequency 2192.5MHz		
									Tx Port	99% (MHz)	26dB (MHz)
									1	13.47	14.56

Table 148 Occupied Bandwidth (Band 66 E-UTRA 15 MHz Channel bandwidth)

Test Model 1.1 Modulation QPSK			Test Model 3.1 Modulation 64QAM			Test Model 3.2 Modulation 16QAM			Test Model 3.1a Modulation 256QAM		
									Channel Frequency 2627.5MHz		
									Tx Port	99% (MHz)	26dB (MHz)
									1	13.47	14.48
Channel Frequency 2655MHz			Channel Frequency 2655MHz			Channel Frequency 2655MHz			Channel Frequency 2655MHz		
Tx Port	99% (MHz)	26dB (MHz)	Tx Port	Value 99% (MHz)	Value 26dB (MHz)	Tx Port	99% (MHz)	26dB (MHz)	Tx Port	99% (MHz)	26dB (MHz)
1	13.47	14.42	1	13.47	14.56	1	13.49	14.36	1	13.47	14.60
									Channel Frequency 2682.5MHz		
									Tx Port	99% (MHz)	26dB (MHz)
									1	13.46	14.51

Table 149 Occupied Bandwidth (Band 7 E-UTRA 15 MHz Channel bandwidth)

Config C:

Test Model 1.1 Modulation QPSK			Test Model 3.1 Modulation 64QAM			Test Model 3.2 Modulation 16QAM			Test Model 3.1a Modulation 256QAM		
									Channel Frequency 1935MHz		
Tx Port			99% (MHz)			26dB (MHz)			Tx Port		
1			8.97			9.67					
Channel Frequency 1962.5MHz			Channel Frequency 1962.5MHz			Channel Frequency 1962.5MHz			Channel Frequency 1962.5MHz		
Tx Port			Value 99% (MHz)			Value 26dB (MHz)			Tx Port		
1			8.98			9.73			1		
1			8.97			9.71			1		
									Channel Frequency 1990MHz		
Tx Port			99% (MHz)			26dB (MHz)			Tx Port		
1			8.97			9.71					

Table 150 Occupied Bandwidth (Band 25 E-UTRA 10 MHz Channel bandwidth)

Test Model 1.1 Modulation QPSK			Test Model 3.1 Modulation 64QAM			Test Model 3.2 Modulation 16QAM			Test Model 3.1a Modulation 256QAM																										
									Channel Frequency 2115MHz																										
Tx Port			99% (MHz)			26dB (MHz)																													
1			8.96			9.73																													
Channel Frequency 2155MHz			Channel Frequency 2155MHz			Channel Frequency 2155MHz			Channel Frequency 2155MHz																										
Tx Port			Value 99% (MHz)			Value 26dB (MHz)			Tx Port			99% (MHz)			26dB (MHz)																				
1			8.97			9.73			1			8.98			9.73			1			8.99			9.67			1			8.97			9.65		
									Channel Frequency 2195MHz																										
Tx Port			99% (MHz)			26dB (MHz)																													
1			8.97			9.69																													

Table 151 Occupied Bandwidth (Band 66 E-UTRA 10 MHz Channel bandwidth)

Test Model 1.1 Modulation QPSK			Test Model 3.1 Modulation 64QAM			Test Model 3.2 Modulation 16QAM			Test Model 3.1a Modulation 256QAM		
									Channel Frequency 2625MHz		
									Tx Port	99% (MHz)	26dB (MHz)
									1	8.97	9.69
Channel Frequency 2655MHz			Channel Frequency 2655MHz			Channel Frequency 2655MHz			Channel Frequency 2655MHz		
Tx Port	99% (MHz)	26dB (MHz)	Tx Port	Value 99% (MHz)	Value 26dB (MHz)	Tx Port	99% (MHz)	26dB (MHz)	Tx Port	99% (MHz)	26dB (MHz)
1	8.97	9.73	1	8.98	9.73	1	8.98	9.57	1	8.97	9.73
									Channel Frequency 2685MHz		
									Tx Port	99% (MHz)	26dB (MHz)
									1	8.96	9.63

Table 152 Occupied Bandwidth (Band 7 E-UTRA 10 MHz Channel bandwidth)

Config D:

Test Model 1.1 Modulation QPSK			Test Model 3.1 Modulation 64QAM			Test Model 3.2 Modulation 16QAM			Test Model 3.1a Modulation 256QAM		
									Channel Frequency 1932.5MHz		
Tx Port			99% (MHz)			26dB (MHz)			Tx Port		
1			4.49			4.83			1		
Channel Frequency 1962.5MHz			Channel Frequency 1962.5MHz			Channel Frequency 1962.5MHz			Channel Frequency 1962.5MHz		
Tx Port			Value 99% (MHz)			Value 26dB (MHz)			Tx Port		
1			4.49			4.83			1		
									Channel Frequency 1992.5MHz		
Tx Port			99% (MHz)			26dB (MHz)			Tx Port		
1			4.49			4.86			1		

Table 153 Occupied Bandwidth (Band 25 E-UTRA 5 MHz Channel bandwidth)

Test Model 1.1 Modulation QPSK			Test Model 3.1 Modulation 64QAM			Test Model 3.2 Modulation 16QAM			Test Model 3.1a Modulation 256QAM		
									Channel Frequency 2112.5MHz		
									Tx Port	99% (MHz)	26dB (MHz)
									1	4.49	4.87
Channel Frequency 2155MHz			Channel Frequency 2155MHz			Channel Frequency 2155MHz			Channel Frequency 2155MHz		
Tx Port	99% (MHz)	26dB (MHz)	Tx Port	Value 99% (MHz)	Value 26dB (MHz)	Tx Port	99% (MHz)	26dB (MHz)	Tx Port	99% (MHz)	26dB (MHz)
1	4.49	4.84	1	4.49	4.88	1	4.49	4.83	1	4.49	4.88
									Channel Frequency 2197.5MHz		
									Tx Port	99% (MHz)	26dB (MHz)
									1	4.49	4.86

Table 154 Occupied Bandwidth (Band 66 E-UTRA 5 MHz Channel bandwidth)

Test Model 1.1 Modulation QPSK			Test Model 3.1 Modulation 64QAM			Test Model 3.2 Modulation 16QAM			Test Model 3.1a Modulation 256QAM																	
									Channel Frequency 2622.5MHz																	
Tx Port			99% (MHz)			26dB (MHz)																				
1			4.49			4.84																				
Channel Frequency 2655MHz			Channel Frequency 2655MHz			Channel Frequency 2655MHz			Channel Frequency 2655MHz																	
Tx Port			Value 99% (MHz)			Value 26dB (MHz)			Tx Port			99% (MHz)			26dB (MHz)											
1			4.49			4.87			1			4.45			4.82			1			4.50			4.84		
									Channel Frequency 2687.5MHz																	
Tx Port			99% (MHz)			26dB (MHz)																				
1			4.50			4.88																				

Table 155 Occupied Bandwidth (Band 7 E-UTRA 5 MHz Channel bandwidth)

Config E:

Test Model 1.1 Modulation QPSK			Test Model 3.1 Modulation 64QAM			Test Model 3.2 Modulation 16QAM			Test Model 3.1a Modulation 256QAM		
									Channel Frequency 1931.5MHz		
Tx Port			99% (MHz)			26dB (MHz)					
1			2.70			2.91					
Channel Frequency 1962.5MHz			Channel Frequency 1962.5MHz			Channel Frequency 1962.5MHz			Channel Frequency 1962.5MHz		
Tx Port			Value 99% (MHz)			Value 26dB (MHz)			Tx Port		
1			2.70			2.93			1		
									Channel Frequency 1988.5MHz		
Tx Port			99% (MHz)			26dB (MHz)					
1			2.70			2.91					

Table 156 Occupied Bandwidth (Band 25 E-UTRA 3 MHz Channel bandwidth)

Test Model 1.1 Modulation QPSK			Test Model 3.1 Modulation 64QAM			Test Model 3.2 Modulation 16QAM			Test Model 3.1a Modulation 256QAM		
									Channel Frequency 2111.5MHz		
Tx Port			99% (MHz)			26dB (MHz)					
1			2.70			2.93					
Channel Frequency 2155MHz			Channel Frequency 2155MHz			Channel Frequency 2155MHz			Channel Frequency 2155MHz		
Tx Port			Value 99% (MHz)			Value 26dB (MHz)			Tx Port		
1			2.70			2.91			1		
									Channel Frequency 2198.5MHz		
Tx Port			99% (MHz)			26dB (MHz)					
1			2.70			2.91					

Table 157 Occupied Bandwidth (Band 66 E-UTRA 3 MHz Channel bandwidth)

Config F:

Test Model 1.1 Modulation QPSK			Test Model 3.1 Modulation 64QAM			Test Model 3.2 Modulation 16QAM			Test Model 3.1a Modulation 256QAM		
									Channel Frequency 1930.7MHz		
Tx Port			99% (MHz)			26dB (MHz)			Tx Port		
1			1.11			1.26			1		
Channel Frequency 1962.5MHz			Channel Frequency 1962.5MHz			Channel Frequency 1962.5MHz			Channel Frequency 1962.5MHz		
Tx Port			Value 99% (MHz)			Value 26dB (MHz)			Tx Port		
1			1.11			1.25			1		
									Channel Frequency 1989.3MHz		
Tx Port			99% (MHz)			26dB (MHz)			Tx Port		
1			1.11			1.27			1		

Table 158 Occupied Bandwidth (Band 25 E-UTRA 1.4 MHz Channel bandwidth)

Test Model 1.1 Modulation QPSK			Test Model 3.1 Modulation 64QAM			Test Model 3.2 Modulation 16QAM			Test Model 3.1a Modulation 256QAM								
									Channel Frequency 2110.7MHz								
Tx Port			99% (MHz)			26dB (MHz)											
1			1.11			1.26											
Channel Frequency 2155MHz			Channel Frequency 2155MHz			Channel Frequency 2155MHz			Channel Frequency 2155MHz								
Tx Port			Value 99% (MHz)			Value 26dB (MHz)			Tx Port			99% (MHz)			26dB (MHz)		
1			1.12			1.27			1			1.11			1.27		
									Channel Frequency 2199.3MHz								
Tx Port			99% (MHz)			26dB (MHz)											
1			1.11			1.28											

Table 159 Occupied Bandwidth (Band 66 E-UTRA 1.4 MHz Channel bandwidth)

Config G:

Test Model 1.1 with N-TM Modulation QPSK			Test Model 1.1 with N-TM Modulation QPSK			Test Model 1.1 with N-TM Modulation QPSK		
Channel Frequency 1940MHz			Channel Frequency 1962.5MHz			Channel Frequency 1985MHz		
Tx Port	99% (MHz)	26dB (MHz)	Tx Port	Value 99% (MHz)	Value 26dB (MHz)	Tx Port	99% (MHz)	26dB (MHz)
1	18.26	19.90	1	18.29	19.86	1	18.24	19.82

Table 160 Occupied Bandwidth (Band 25 NB-IoT GB 20 MHz Channel bandwidth)

Test Model 1.1 with N-TM Modulation QPSK			Test Model 1.1 with N-TM Modulation QPSK			Test Model 1.1 with N-TM Modulation QPSK		
Channel Frequency 2120MHz			Channel Frequency 2155MHz			Channel Frequency 2190MHz		
Tx Port	99% (MHz)	26dB (MHz)	Tx Port	Value 99% (MHz)	Value 26dB (MHz)	Tx Port	99% (MHz)	26dB (MHz)
1	18.30	19.82	1	18.31	19.78	1	18.28	19.94

Table 161 Occupied Bandwidth (Band 66 NB-IoT GB 20 MHz Channel bandwidth)

Test Model 1.1 with N-TM Modulation QPSK			Test Model 1.1 with N-TM Modulation QPSK			Test Model 1.1 with N-TM Modulation QPSK		
Channel Frequency 2630MHz			Channel Frequency 2655MHz			Channel Frequency 2680MHz		
Tx Port	99% (MHz)	26dB (MHz)	Tx Port	Value 99% (MHz)	Value 26dB (MHz)	Tx Port	99% (MHz)	26dB (MHz)
1	18.28	19.94	1	18.26	19.86	1	18.28	19.86

Table 162 Occupied Bandwidth (Band 7 NB-IoT GB 20 MHz Channel bandwidth)

Config H:

Test Model 1.1 with N-TM Modulation QPSK			Test Model 1.1 with N-TM Modulation QPSK			Test Model 1.1 with N-TM Modulation QPSK		
Channel Frequency 1937.5MHz			Channel Frequency 1962.5MHz			Channel Frequency 1987.5MHz		
Tx Port	99% (MHz)	26dB (MHz)	Tx Port	Value 99% (MHz)	Value 26dB (MHz)	Tx Port	99% (MHz)	26dB (MHz)
1	13.75	14.74	1	13.76	14.71	1	13.74	14.74

Table 163 Occupied Bandwidth (Band 25 NB-IoT GB 15 MHz Channel bandwidth)

Test Model 1.1 with N-TM Modulation QPSK			Test Model 1.1 with N-TM Modulation QPSK			Test Model 1.1 with N-TM Modulation QPSK		
Channel Frequency 2117.5MHz			Channel Frequency 2155MHz			Channel Frequency 2192.5MHz		
Tx Port	99% (MHz)	26dB (MHz)	Tx Port	Value 99% (MHz)	Value 26dB (MHz)	Tx Port	99% (MHz)	26dB (MHz)
1	13.75	14.80	1	13.75	14.78	1	13.76	14.78

Table 164 Occupied Bandwidth (Band 66 NB-IoT GB 15 MHz Channel bandwidth)

Test Model 1.1 with N-TM Modulation QPSK			Test Model 1.1 with N-TM Modulation QPSK			Test Model 1.1 with N-TM Modulation QPSK		
Channel Frequency 2627.5MHz			Channel Frequency 2655MHz			Channel Frequency 2682.5MHz		
Tx Port	99% (MHz)	26dB (MHz)	Tx Port	Value 99% (MHz)	Value 26dB (MHz)	Tx Port	99% (MHz)	26dB (MHz)
1	13.75	14.78	1	13.73	14.71	1	13.75	14.71

Table 165 Occupied Bandwidth (Band 7 NB-IoT GB 15 MHz Channel bandwidth)

Config I:

Test Model 1.1 with N-TM Modulation QPSK			Test Model 1.1 with N-TM Modulation QPSK			Test Model 1.1 with N-TM Modulation QPSK		
Channel Frequency 1935MHz			Channel Frequency 1962.5MHz			Channel Frequency 1990MHz		
Tx Port	99% (MHz)	26dB (MHz)	Tx Port	Value 99% (MHz)	Value 26dB (MHz)	Tx Port	99% (MHz)	26dB (MHz)
1	9.21	9.85	1	9.21	9.83	1	9.21	9.85

Table 166 Occupied Bandwidth (Band 25 NB-IoT GB 10 MHz Channel bandwidth)

Test Model 1.1 with N-TM Modulation QPSK			Test Model 1.1 with N-TM Modulation QPSK			Test Model 1.1 with N-TM Modulation QPSK		
Channel Frequency 2115MHz			Channel Frequency 2155MHz			Channel Frequency 2195MHz		
Tx Port	99% (MHz)	26dB (MHz)	Tx Port	Value 99% (MHz)	Value 26dB (MHz)	Tx Port	99% (MHz)	26dB (MHz)
1	9.21	9.85	1	9.20	9.83	1	9.20	9.89

Table 167 Occupied Bandwidth (Band 66 NB-IoT GB 10 MHz Channel bandwidth)

Test Model 1.1 with N-TM Modulation QPSK			Test Model 1.1 with N-TM Modulation QPSK			Test Model 1.1 with N-TM Modulation QPSK		
Channel Frequency 2625MHz			Channel Frequency 2655MHz			Channel Frequency 2685MHz		
Tx Port	99% (MHz)	26dB (MHz)	Tx Port	Value 99% (MHz)	Value 26dB (MHz)	Tx Port	99% (MHz)	26dB (MHz)
1	9.19	9.83	1	9.20	9.87	1	9.21	9.81

Table 168 Occupied Bandwidth (Band 7 NB-IoT GB 10 MHz Channel bandwidth)

Config J:

Test Model N-TM Modulation QPSK			Test Model N-TM Modulation QPSK			Test Model N-TM Modulation QPSK		
Channel Frequency 1930.2MHz			Channel Frequency 1962.5MHz			Channel Frequency 1994.8MHz		
Tx Port	99% (MHz)	26dB (MHz)	Tx Port	Value 99% (MHz)	Value 26dB (MHz)	Tx Port	99% (MHz)	26dB (MHz)
1	0.202	0.280	1	0.200	0.244	1	0.204	0.292

Table 169 Occupied Bandwidth (Band 25 NB-IoT SA)

Test Model N-TM Modulation QPSK			Test Model N-TM Modulation QPSK			Test Model N-TM Modulation QPSK		
Channel Frequency 2110.2MHz			Channel Frequency 2155MHz			Channel Frequency 2199.8MHz		
Tx Port	99% (MHz)	26dB (MHz)	Tx Port	Value 99% (MHz)	Value 26dB (MHz)	Tx Port	99% (MHz)	26dB (MHz)
1	0.204	0.272	1	0.205	0.232	1	0.205	0.246

Table 170 Occupied Bandwidth (Band 66 NB-IoT SA)

Test Model N-TM Modulation QPSK			Test Model N-TM Modulation QPSK			Test Model N-TM Modulation QPSK		
Channel Frequency 2620.2MHz			Channel Frequency 2655MHz			Channel Frequency 2689.8MHz		
Tx Port	99% (MHz)	26dB (MHz)	Tx Port	Value 99% (MHz)	Value 26dB (MHz)	Tx Port	99% (MHz)	26dB (MHz)
1	0.200	0.260	1	0.202	0.271	1	0.204	0.243

Table 171 Occupied Bandwidth (Band 7 NB-IoT SA)

Config K:

Test Model 1.1 with N-TM Modulation QPSK			Test Model 1.1 with N-TM Modulation QPSK			Test Model 1.1 with N-TM Modulation QPSK		
Channel Frequency 1940MHz			Channel Frequency 1962.5MHz			Channel Frequency 1985MHz		
Tx Port	99% (MHz)	26dB (MHz)	Tx Port	Value 99% (MHz)	Value 26dB (MHz)	Tx Port	99% (MHz)	26dB (MHz)
1	17.99	19.54	1	17.97	19.42	1	17.99	19.46

Table 172 Occupied Bandwidth (Band 25 NB-IoT IB 20 MHz Channel bandwidth)

Test Model 1.1 with N-TM Modulation QPSK			Test Model 1.1 with N-TM Modulation QPSK			Test Model 1.1 with N-TM Modulation QPSK		
Channel Frequency 2120MHz			Channel Frequency 2155MHz			Channel Frequency 2190MHz		
Tx Port	99% (MHz)	26dB (MHz)	Tx Port	Value 99% (MHz)	Value 26dB (MHz)	Tx Port	99% (MHz)	26dB (MHz)
1	17.98	19.46	1	17.99	19.38	1	17.99	19.54

Table 173 Occupied Bandwidth (Band 66 NB-IoT IB 20 MHz Channel bandwidth)

Test Model 1.1 with N-TM Modulation QPSK			Test Model 1.1 with N-TM Modulation QPSK			Test Model 1.1 with N-TM Modulation QPSK		
Channel Frequency 2630MHz			Channel Frequency 2655MHz			Channel Frequency 2680MHz		
Tx Port	99% (MHz)	26dB (MHz)	Tx Port	Value 99% (MHz)	Value 26dB (MHz)	Tx Port	99% (MHz)	26dB (MHz)
1	17.98	19.38	1	17.98	19.42	1	17.96	19.50

Table 174 Occupied Bandwidth (Band 7 NB-IoT IB 20 MHz Channel bandwidth)

Config L:

Test Model 1.1 with N-TM Modulation QPSK			Test Model 1.1 with N-TM Modulation QPSK			Test Model 1.1 with N-TM Modulation QPSK		
Channel Frequency 1937.5MHz			Channel Frequency 1962.5MHz			Channel Frequency 1987.5MHz		
Tx Port	99% (MHz)	26dB (MHz)	Tx Port	Value 99% (MHz)	Value 26dB (MHz)	Tx Port	99% (MHz)	26dB (MHz)
1	13.47	14.56	1	13.46	14.56	1	13.47	14.56

Table 175 Occupied Bandwidth (Band 25 NB-IoT IB 15 MHz Channel bandwidth)

Test Model 1.1 with N-TM Modulation QPSK			Test Model 1.1 with N-TM Modulation QPSK			Test Model 1.1 with N-TM Modulation QPSK		
Channel Frequency 2117.5MHz			Channel Frequency 2155MHz			Channel Frequency 2192.5MHz		
Tx Port	99% (MHz)	26dB (MHz)	Tx Port	Value 99% (MHz)	Value 26dB (MHz)	Tx Port	99% (MHz)	26dB (MHz)
1	13.46	14.60	1	13.49	14.54	1	13.47	14.60

Table 176 Occupied Bandwidth (Band 66 NB-IoT IB 15 MHz Channel bandwidth)

Test Model 1.1 with N-TM Modulation QPSK			Test Model 1.1 with N-TM Modulation QPSK			Test Model 1.1 with N-TM Modulation QPSK		
Channel Frequency 2627.5MHz			Channel Frequency 2655MHz			Channel Frequency 2682.5MHz		
Tx Port	99% (MHz)	26dB (MHz)	Tx Port	Value 99% (MHz)	Value 26dB (MHz)	Tx Port	99% (MHz)	26dB (MHz)
1	13.46	14.42	1	13.47	14.56	1	13.47	14.56

Table 177 Occupied Bandwidth (Band 7 NB-IoT IB 15 MHz Channel bandwidth)

Config M:

Test Model 1.1 with N-TM Modulation QPSK			Test Model 1.1 with N-TM Modulation QPSK			Test Model 1.1 with N-TM Modulation QPSK		
Channel Frequency 1935MHz			Channel Frequency 1962.5MHz			Channel Frequency 1990MHz		
Tx Port	99% (MHz)	26dB (MHz)	Tx Port	Value 99% (MHz)	Value 26dB (MHz)	Tx Port	99% (MHz)	26dB (MHz)
1	8.97	9.71	1	8.97	9.67	1	8.97	9.67

Table 178 Occupied Bandwidth (Band 25 NB-IoT IB 10 MHz Channel bandwidth)

Test Model 1.1 with N-TM Modulation QPSK			Test Model 1.1 with N-TM Modulation QPSK			Test Model 1.1 with N-TM Modulation QPSK		
Channel Frequency 2115MHz			Channel Frequency 2155MHz			Channel Frequency 2195MHz		
Tx Port	99% (MHz)	26dB (MHz)	Tx Port	Value 99% (MHz)	Value 26dB (MHz)	Tx Port	99% (MHz)	26dB (MHz)
1	8.97	9.67	1	8.97	9.67	1	8.97	9.69

Table 179 Occupied Bandwidth (Band 66 NB-IoT IB 10 MHz Channel bandwidth)

Test Model 1.1 with N-TM Modulation QPSK			Test Model 1.1 with N-TM Modulation QPSK			Test Model 1.1 with N-TM Modulation QPSK		
Channel Frequency 2625MHz			Channel Frequency 2655MHz			Channel Frequency 2685MHz		
Tx Port	99% (MHz)	26dB (MHz)	Tx Port	Value 99% (MHz)	Value 26dB (MHz)	Tx Port	99% (MHz)	26dB (MHz)
1	8.98	9.67	1	8.96	9.69	1	8.97	9.69

Table 180 Occupied Bandwidth (Band 7 NB-IoT IB 10 MHz Channel bandwidth)

Config N:

Test Model 1.1 with N-TM Modulation QPSK			Test Model 1.1 with N-TM Modulation QPSK			Test Model 1.1 with N-TM Modulation QPSK		
Channel Frequency 1932.5MHz			Channel Frequency 1962.5MHz			Channel Frequency 1992.5MHz		
Tx Port	99% (MHz)	26dB (MHz)	Tx Port	Value 99% (MHz)	Value 26dB (MHz)	Tx Port	99% (MHz)	26dB (MHz)
1	4.48	4.83	1	4.49	4.87	1	4.49	4.83

Table 181 Occupied Bandwidth (Band 25 NB-IoT IB 5 MHz Channel bandwidth)

Test Model 1.1 with N-TM Modulation QPSK			Test Model 1.1 with N-TM Modulation QPSK			Test Model 1.1 with N-TM Modulation QPSK		
Channel Frequency 2112.5MHz			Channel Frequency 2155MHz			Channel Frequency 2197.5MHz		
Tx Port	99% (MHz)	26dB (MHz)	Tx Port	Value 99% (MHz)	Value 26dB (MHz)	Tx Port	99% (MHz)	26dB (MHz)
1	4.49	4.83	1	4.49	4.83	1	4.48	4.86

Table 182 Occupied Bandwidth (Band 66 NB-IoT IB 5 MHz Channel bandwidth)

Test Model 1.1 with N-TM Modulation QPSK			Test Model 1.1 with N-TM Modulation QPSK			Test Model 1.1 with N-TM Modulation QPSK		
Channel Frequency 2622.5MHz			Channel Frequency 2655MHz			Channel Frequency 2687.5MHz		
Tx Port	99% (MHz)	26dB (MHz)	Tx Port	Value 99% (MHz)	Value 26dB (MHz)	Tx Port	99% (MHz)	26dB (MHz)
1	4.49	4.83	1	4.48	4.82	1	4.49	4.88

Table 183 Occupied Bandwidth (Band 7 NB-IoT IB 5 MHz Channel bandwidth)

The occupied bandwidth was found to be compliant with the manufacturer's specifications and with all requirements of the FCC rules and ISSED RSS specifications.

4.4 Test No. 4: Spurious Emissions at Antenna Terminals (§ 2.1051, § 2.1057, § 24.238, § 27.53) and Transmitter Unwanted Emission (RSS-Gen, RSS-133, RSS-139, RSS-199)

4.4.1. Limits

FCC §27.53(m)(2) for BRS, 27.53(h)(1) for AWS and §24.238(a) for PCS. The power of any emissions outside the licensee's frequency bands of operation shall be attenuated below the transmitter power (P) measured in watts.

The attenuation shall be not less than $43 + 10 \log(P)$ dB (P = transmitter power in Watts).

The compliance limit was calculated in the following way:

Maximum transmitter output power [W]:	P
Maximum transmitter output power [dBm]:	$30 + 10 \log_{10} P$ (conversion from W to dBm)
Attenuation required by FCC:	$43 + 10 \log_{10} P$
Compliance limit = Maximum transmitter output power - Required attenuation	
	$= 30 + 10 \log_{10} P - (43 + 10 \log_{10} P) = \underline{-13 \text{ dBm}}$

RSS-133, 6.51 for PCS. Equipment shall comply with the limits in (i) and (ii) below.

- i. In the 1.0 MHz bands immediately outside and adjacent to the equipment's operating frequency block, the emission power per any 1% of the emission bandwidth shall be attenuated (in dB) below the transmitter output power P (dBW) by at least $43 + 10 \log_{10} P$ (watts).
- ii. After the first 1.0 MHz, the emission power in any 1 MHz bandwidth shall be attenuated (in dB) below the transmitter output power P (dBW) by at least $43 + 10 \log_{10} P$ (watts). If the measurement is performed using 1% of the emission bandwidth, power integration over 1.0 MHz is required.

RSS-139, 5.6 Table 6 for AWS. Offset from the edge of the frequency block or frequency block group over the 1MHz unwanted emission limit is -13dBm/MHz and below 1MHz limit is -13 dBm/(1% of occupied bandwidth).

RSS-199, 5.6 Table 4 for BRS. Offset from the edge of the frequency block or frequency block group over the 1MHz unwanted emission limit is -13dBm/MHz and below 1MHz limit is -13 dBm/(1% of occupied bandwidth).

For MiMo output from 4 TX antenna connectors, one antenna connector was measured individually and the individual limit line was reduced by $10 \log(4)$. Limit line was calculated to show -19 dBm emission limit, according to FCC KDB 662911 D01 and ANSI C6326-2015 guidance.

The AHFIHA antenna ports are essentially electrically identical (the RF power variation between antenna ports is small as shown in the results of Test No.1) and antenna port 1 was selected for the remaining testing based on ANSI C63.26-2015 clauses 5.2.5.3, 5.7.2i and 6.4.

4.4.2. Test Procedure and Results

The tests were carried out in accordance with § 27.53, § 24.238, RSS-133, RSS-139, RSS-199. For all frequency ranges except two (immediately below and above the carrier frequency block) a 1 MHz resolution bandwidth was used for the measurements.

In the 1 MHz frequency bands immediately outside and adjacent to the carrier frequency block the resolution bandwidth is lowered to 1% of the 99%/ 26 dB occupied bandwidth of the transmitted carrier.

According to § 2.1057 and RSS-Gen 6.13.2, all emissions including the fundamental frequency from the lowest radio frequency generated in the equipment, without going below 9 kHz, up to the 10th harmonic were investigated.

In the spurious emission measurements (except measurements at band edges) for single carrier operations, carriers in all bands with same channel bandwidth and modulation type were enabled simultaneously to maximize the port power.

For all NB-IoT SA testing, an E-UTRA 5MHz carrier was enabled (at the middle channel with remaining available port power).

The following tables summarize the worst case detected emission levels (see screenshots on page 192 for details). The external attenuation (connection loss of the set up) is already added in the results.

Measured laboratory room temperature and humidity during the tests				
Date	Temperature Min-Max:		Humidity Min-Max:	
14.11.2023 -01.02.2024	19.5 °C	28.2 °C	3.6 RH%	21.8 RH%

Config A Lower band edge (Band 25):

Carrier Frequency: 1940.0 MHz			
Frequency Range [MHz]	Emission Frequency [MHz]	Maximum Emission Level [dBm]	Result
256QAM-Modulation TX port 1			
1929 - 1930	1930	-24.13	compliant
1928 - 1929	1928.5	-23.97	compliant
1908 - 1928	1928	-23.88	compliant
Measurement Uncertainty:		f < 1.0GHz: ±1.1dB, 1.0GHz ≤ f <3.6GHz: ±1.2dB, 3.6GHz ≤ f <8.0GHz: ±1.6dB, 8.0GHz ≤ f: ±1.9dB	

Table 784 Spurious Emissions (Lower band edge) (Band 25 E-UTRA 20 MHz CH BW)

Config A Upper band edge (Band 25):

Carrier Frequency: 1985.0 MHz			
Frequency Range [MHz]	Emission Frequency [MHz]	Maximum Emission Level [dBm]	Result
256QAM-Modulation TX port 1			
1995 - 1996	1995	-24.55	compliant
1996 - 1997	1996.5	-22.98	compliant
1997 - 2017	1997	-22.69	compliant
Measurement Uncertainty:		f < 1.0GHz: ±1.1dB, 1.0GHz ≤ f <3.6GHz: ±1.2dB, Measurement Uncertainty:3.6GHz ≤ f <8.0GHz: ±1.6dB, 8.0GHz ≤ f: ±1.9dB	

Table 885 Spurious Emissions (Upper band edge) (Band 25 E-UTRA 20 MHz CH BW)

Config A Spurious emissions (Band 25):

Carrier Frequency: 1962.5 MHz			
Frequency Range [MHz]	Emission Frequency [MHz]	Maximum Emission Level [dBm]	Result
256QAM-Modulation TX port 1			
0.009 – 27000	2847	-22.83	compliant
Measurement Uncertainty:		$f < 1.0\text{GHz}: \pm 1.1\text{dB},$ $1.0\text{GHz} \leq f < 3.6\text{GHz}: \pm 1.2\text{dB},$ $3.6\text{GHz} \leq f < 8.0\text{GHz}: \pm 1.6\text{dB},$ $8.0\text{GHz} \leq f: \pm 1.9\text{dB}$	

Table 986 Spurious Emissions (Band 25 E-UTRA 20 MHz Channel BW)

Config A Lower band edge (Band 66):

Carrier Frequency: 2120.0 MHz			
Frequency Range [MHz]	Emission Frequency [MHz]	Maximum Emission Level [dBm]	Result
256QAM-Modulation TX port 1			
2109 - 2110	2110	-25.51	compliant
2108 - 2109	2108.5	-22.47	compliant
2088 - 2108	2108	-20.77	compliant
Measurement Uncertainty:		f < 1.0GHz: ±1.1dB, 1.0GHz ≤ f < 3.6GHz: ±1.2dB, 3.6GHz ≤ f < 8.0GHz: ±1.6dB, 8.0GHz ≤ f: ±1.9dB	

Table 1087 Spurious Emissions (Lower band edge) (Band 66 E-UTRA 20 MHz CH BW)

Config A Upper band edge (Band 66):

Carrier Frequency: 2190.0 MHz			
Frequency Range [MHz]	Emission Frequency [MHz]	Maximum Emission Level [dBm]	Result
256QAM-Modulation TX port 1			
2200 - 2201	2200	-24.09	compliant
2201 - 2202	2201.5	-21.57	compliant
2202 - 2222	2202	-21.43	compliant
Measurement Uncertainty:		f < 1.0GHz: ±1.1dB, 1.0GHz ≤ f < 3.6GHz: ±1.2dB, Measurement Uncertainty: 3.6GHz ≤ f < 8.0GHz: ±1.6dB, 8.0GHz ≤ f: ±1.9dB	

Table 1188 Spurious Emissions (Upper band edge) (Band 66 E-UTRA 20 MHz CH BW)

Config A Spurious emissions (Band 66):

Carrier Frequency: 2155.0 MHz			
Frequency Range [MHz]	Emission Frequency [MHz]	Maximum Emission Level [dBm]	Result
256QAM-Modulation TX port 1			
0.009 - 27000	2460	-23.22	compliant
Measurement Uncertainty:		f < 1.0GHz: ±1.1dB, 1.0GHz ≤ f < 3.6GHz: ±1.2dB, 3.6GHz ≤ f < 8.0GHz: ±1.6dB, 8.0GHz ≤ f: ±1.9dB	

Table 1289 Spurious Emissions (Band 66 E-UTRA 20 MHz Channel BW)

Config A Lower band edge (Band 7):

Carrier Frequency: 2630.0 MHz			
Frequency Range [MHz]	Emission Frequency [MHz]	Maximum Emission Level [dBm]	Result
256QAM-Modulation TX port 1			
2619 - 2620	2620	-25.49	compliant
2618 - 2619	2618.5	-23.42	compliant
2598 - 2618	2618	-24.18	compliant
Measurement Uncertainty:		$f < 1.0\text{GHz}: \pm 1.1\text{dB},$ $1.0\text{GHz} \leq f < 3.6\text{GHz}: \pm 1.2\text{dB},$ $3.6\text{GHz} \leq f < 8.0\text{GHz}: \pm 1.6\text{dB},$ $8.0\text{GHz} \leq f: \pm 1.9\text{dB}$	

Table 1390 Spurious Emissions (Lower band edge) (Band 7 E-UTRA 20 MHz CH BW)

Config A Upper band edge (Band 7):

Carrier Frequency: 2680.0 MHz			
Frequency Range [MHz]	Emission Frequency [MHz]	Maximum Emission Level [dBm]	Result
256QAM-Modulation TX port 1			
2690 - 2691	2690	-25.17	compliant
2691 - 2692	2691.5	-23.50	compliant
2692 - 2712	2692	-23.41	compliant
Measurement Uncertainty:		$f < 1.0\text{GHz}: \pm 1.1\text{dB},$ $1.0\text{GHz} \leq f < 3.6\text{GHz}: \pm 1.2\text{dB},$ Measurement Uncertainty: $3.6\text{GHz} \leq f < 8.0\text{GHz}: \pm 1.6\text{dB},$ $8.0\text{GHz} \leq f: \pm 1.9\text{dB}$	

Table 1491 Spurious Emissions (Upper band edge) (Band 7 E-UTRA 20 MHz CH BW)

Config A Spurious emissions (Band 7):

Carrier Frequency: 2655.0 MHz			
Frequency Range [MHz]	Emission Frequency [MHz]	Maximum Emission Level [dBm]	Result
256QAM-Modulation TX port 1			
0.009 – 27000	2467	-23.22	compliant
Measurement Uncertainty:		$f < 1.0\text{GHz}: \pm 1.1\text{dB},$ $1.0\text{GHz} \leq f < 3.6\text{GHz}: \pm 1.2\text{dB},$ $3.6\text{GHz} \leq f < 8.0\text{GHz}: \pm 1.6\text{dB},$ $8.0\text{GHz} \leq f: \pm 1.9\text{dB}$	

Table 1592 Spurious Emissions (Band 7 E-UTRA 20 MHz Channel BW)

Config B Lower band edge (Band 25):

Carrier Frequency: 1937.5 MHz			
Frequency Range [MHz]	Emission Frequency [MHz]	Maximum Emission Level [dBm]	Result
256QAM-Modulation TX port 1			
1929 - 1930	1930	-21.07	compliant
1928 - 1929	1928.5	-21.73	compliant
1908 - 1928	1928	-23.75	compliant
Measurement Uncertainty:		$f < 1.0\text{GHz}: \pm 1.1\text{dB},$ $1.0\text{GHz} \leq f < 3.6\text{GHz}: \pm 1.2\text{dB},$ $3.6\text{GHz} \leq f < 8.0\text{GHz}: \pm 1.6\text{dB},$ $8.0\text{GHz} \leq f: \pm 1.9\text{dB}$	

Table 1693 Spurious Emissions (Lower band edge) (Band 25 E-UTRA 15 MHz CH BW)

Config B Upper band edge (Band 25):

Carrier Frequency: 1987.5 MHz			
Frequency Range [MHz]	Emission Frequency [MHz]	Maximum Emission Level [dBm]	Result
256QAM-Modulation TX port 1			
1995 - 1996	1995	-20.38	compliant
1996 - 1997	1996.5	-22.24	compliant
1997 - 2017	1997	-22.07	compliant
Measurement Uncertainty:		$f < 1.0\text{GHz}: \pm 1.1\text{dB},$ $1.0\text{GHz} \leq f < 3.6\text{GHz}: \pm 1.2\text{dB},$ Measurement Uncertainty: $3.6\text{GHz} \leq f < 8.0\text{GHz}: \pm 1.6\text{dB},$ $8.0\text{GHz} \leq f: \pm 1.9\text{dB}$	

Table 194 Spurious Emissions (Upper band edge) (Band 25 E-UTRA 15 MHz CH BW)

Config B Spurious emissions (Band 25):

Carrier Frequency: 1962.5 MHz			
Frequency Range [MHz]	Emission Frequency [MHz]	Maximum Emission Level [dBm]	Result
256QAM-Modulation TX port 1			
0.009 – 27000	2845	-22.65	compliant
Measurement Uncertainty:		$f < 1.0\text{GHz}: \pm 1.1\text{dB},$ $1.0\text{GHz} \leq f < 3.6\text{GHz}: \pm 1.2\text{dB},$ $3.6\text{GHz} \leq f < 8.0\text{GHz}: \pm 1.6\text{dB},$ $8.0\text{GHz} \leq f: \pm 1.9\text{dB}$	

Table 195 Spurious Emissions (Band 25 E-UTRA 15 MHz Channel BW)

Config B Lower band edge (Band 66):

Carrier Frequency: 2117.5 MHz			
Frequency Range [MHz]	Emission Frequency [MHz]	Maximum Emission Level [dBm]	Result
256QAM-Modulation TX port 1			
2109 - 2110	2110	-20.83	compliant
2108 - 2109	2108.5	-21.65	compliant
2088 - 2108	2108	-19.91	compliant
Measurement Uncertainty:		$f < 1.0\text{GHz}: \pm 1.1\text{dB},$ $1.0\text{GHz} \leq f < 3.6\text{GHz}: \pm 1.2\text{dB},$ $3.6\text{GHz} \leq f < 8.0\text{GHz}: \pm 1.6\text{dB},$ $8.0\text{GHz} \leq f: \pm 1.9\text{dB}$	

Table 196 Spurious Emissions (Lower band edge) (Band 66 E-UTRA 15 MHz CH BW)

Config B Upper band edge (Band 66):

Carrier Frequency: 2192.5 MHz			
Frequency Range [MHz]	Emission Frequency [MHz]	Maximum Emission Level [dBm]	Result
256QAM-Modulation TX port 1			
2200 - 2201	2200	-21.14	compliant
2201 - 2202	2201.5	-21.76	compliant
2202 - 2222	2202	-21.81	compliant
Measurement Uncertainty:		$f < 1.0\text{GHz}: \pm 1.1\text{dB},$ $1.0\text{GHz} \leq f < 3.6\text{GHz}: \pm 1.2\text{dB},$ Measurement Uncertainty: $3.6\text{GHz} \leq f < 8.0\text{GHz}: \pm 1.6\text{dB},$ $8.0\text{GHz} \leq f: \pm 1.9\text{dB}$	

Table 197 Spurious Emissions (Upper band edge) (Band 66 E-UTRA 15 MHz CH BW)

Config B Spurious emissions (Band 66):

Carrier Frequency: 2155.0 MHz			
Frequency Range [MHz]	Emission Frequency [MHz]	Maximum Emission Level [dBm]	Result
256QAM-Modulation TX port 1			
0.009 – 27000	4809	-23.84	compliant
Measurement Uncertainty:		$f < 1.0\text{GHz}: \pm 1.1\text{dB},$ $1.0\text{GHz} \leq f < 3.6\text{GHz}: \pm 1.2\text{dB},$ $3.6\text{GHz} \leq f < 8.0\text{GHz}: \pm 1.6\text{dB},$ $8.0\text{GHz} \leq f: \pm 1.9\text{dB}$	

Table 198 Spurious Emissions (Band 66 E-UTRA 15 MHz Channel BW)

Config B Lower band edge (Band 7):

Carrier Frequency: 2627.5 MHz			
Frequency Range [MHz]	Emission Frequency [MHz]	Maximum Emission Level [dBm]	Result
256QAM-Modulation TX port 1			
2619 - 2620	2620	-20.98	compliant
2618 - 2619	2618.5	-23.99	compliant
2598 - 2618	2618	-23.74	compliant
Measurement Uncertainty:		$f < 1.0\text{GHz}: \pm 1.1\text{dB},$ $1.0\text{GHz} \leq f < 3.6\text{GHz}: \pm 1.2\text{dB},$ $3.6\text{GHz} \leq f < 8.0\text{GHz}: \pm 1.6\text{dB},$ $8.0\text{GHz} \leq f: \pm 1.9\text{dB}$	

Table 199 Spurious Emissions (Lower band edge) (Band 7 E-UTRA 15 MHz CH BW)

Config B Upper band edge (Band 7):

Carrier Frequency: 2682.5 MHz			
Frequency Range [MHz]	Emission Frequency [MHz]	Maximum Emission Level [dBm]	Result
256QAM-Modulation TX port 1			
2690 - 2691	2690	-21.49	compliant
2691 - 2692	2691.5	-23.27	compliant
2692 - 2712	2693	-23.09	compliant
Measurement Uncertainty:		$f < 1.0\text{GHz}: \pm 1.1\text{dB},$ $1.0\text{GHz} \leq f < 3.6\text{GHz}: \pm 1.2\text{dB},$ Measurement Uncertainty: $3.6\text{GHz} \leq f < 8.0\text{GHz}: \pm 1.6\text{dB},$ $8.0\text{GHz} \leq f: \pm 1.9\text{dB}$	

Table 200 Spurious Emissions (Upper band edge) (Band 7 E-UTRA 15 MHz CH BW)

Config B Spurious emissions (Band 7):

Carrier Frequency: 2655.0 MHz			
Frequency Range [MHz]	Emission Frequency [MHz]	Maximum Emission Level [dBm]	Result
256QAM-Modulation TX port 1			
0.009 – 27000	4810	-23.64	compliant
Measurement Uncertainty:		$f < 1.0\text{GHz}: \pm 1.1\text{dB},$ $1.0\text{GHz} \leq f < 3.6\text{GHz}: \pm 1.2\text{dB},$ $3.6\text{GHz} \leq f < 8.0\text{GHz}: \pm 1.6\text{dB},$ $8.0\text{GHz} \leq f: \pm 1.9\text{dB}$	

Table 201 Spurious Emissions (Band 7 E-UTRA 15 MHz Channel BW)

Config C Lower band edge (Band 25):

Carrier Frequency: 1935.0 MHz			
Frequency Range [MHz]	Emission Frequency [MHz]	Maximum Emission Level [dBm]	Result
256QAM-Modulation TX port 1			
1929 - 1930	1930	-25.41	compliant
1928 - 1929	1928.5	-23.10	compliant
1908 - 1928	1928	-23.33	compliant
Measurement Uncertainty:		$f < 1.0\text{GHz}: \pm 1.1\text{dB},$ $1.0\text{GHz} \leq f < 3.6\text{GHz}: \pm 1.2\text{dB},$ $3.6\text{GHz} \leq f < 8.0\text{GHz}: \pm 1.6\text{dB},$ $8.0\text{GHz} \leq f: \pm 1.9\text{dB}$	

Table 202 Spurious Emissions (Lower band edge) (Band 25 E-UTRA 10 MHz CH BW)

Config C Upper band edge (Band 25):

Carrier Frequency: 1990.0 MHz			
Frequency Range [MHz]	Emission Frequency [MHz]	Maximum Emission Level [dBm]	Result
256QAM-Modulation TX port 1			
1995 - 1996	1995	-25.28	compliant
1996 - 1997	1996.5	-21.49	compliant
1997 - 2017	1997	-22.30	compliant
Measurement Uncertainty:		$f < 1.0\text{GHz}: \pm 1.1\text{dB},$ $1.0\text{GHz} \leq f < 3.6\text{GHz}: \pm 1.2\text{dB},$ Measurement Uncertainty: $3.6\text{GHz} \leq f < 8.0\text{GHz}: \pm 1.6\text{dB},$ $8.0\text{GHz} \leq f: \pm 1.9\text{dB}$	

Table 203 Spurious Emissions (Upper band edge) (Band 25 E-UTRA 10 MHz CH BW)

Config C Spurious emissions (Band 25):

Carrier Frequency: 1962.5 MHz			
Frequency Range [MHz]	Emission Frequency [MHz]	Maximum Emission Level [dBm]	Result
256QAM-Modulation TX port 1			
0.009 – 27000	2847	-22.23	compliant
Measurement Uncertainty:		$f < 1.0\text{GHz}: \pm 1.1\text{dB},$ $1.0\text{GHz} \leq f < 3.6\text{GHz}: \pm 1.2\text{dB},$ $3.6\text{GHz} \leq f < 8.0\text{GHz}: \pm 1.6\text{dB},$ $8.0\text{GHz} \leq f: \pm 1.9\text{dB}$	

Table 204 Spurious Emissions (Band 25 E-UTRA 10 MHz Channel BW)

Config C Lower band edge (Band 66):

Carrier Frequency: 2115.0 MHz			
Frequency Range [MHz]	Emission Frequency [MHz]	Maximum Emission Level [dBm]	Result
256QAM-Modulation TX port 1			
2109 - 2110	2110	-25.33	compliant
2108 - 2109	2108.5	-21.00	compliant
2088 - 2108	2108	-20.46	compliant
Measurement Uncertainty:		$f < 1.0\text{GHz}: \pm 1.1\text{dB},$ $1.0\text{GHz} \leq f < 3.6\text{GHz}: \pm 1.2\text{dB},$ $3.6\text{GHz} \leq f < 8.0\text{GHz}: \pm 1.6\text{dB},$ $8.0\text{GHz} \leq f: \pm 1.9\text{dB}$	

Table 205 Spurious Emissions (Lower band edge) (Band 66 E-UTRA 10 MHz CH BW)

Config C Upper band edge (Band 66):

Carrier Frequency: 2195.0 MHz			
Frequency Range [MHz]	Emission Frequency [MHz]	Maximum Emission Level [dBm]	Result
256QAM-Modulation TX port 1			
2200 - 2201	2200	-24.99	compliant
2201 - 2202	2201.5	-21.39	compliant
2202 - 2222	2202	-20.55	compliant
Measurement Uncertainty:		$f < 1.0\text{GHz}: \pm 1.1\text{dB},$ $1.0\text{GHz} \leq f < 3.6\text{GHz}: \pm 1.2\text{dB},$ Measurement Uncertainty: $3.6\text{GHz} \leq f < 8.0\text{GHz}: \pm 1.6\text{dB},$ $8.0\text{GHz} \leq f: \pm 1.9\text{dB}$	

Table 206 Spurious Emissions (Upper band edge) (Band 66 E-UTRA 10 MHz CH BW)

Config C Spurious emissions (Band 66):

Carrier Frequency: 2155.0 MHz			
Frequency Range [MHz]	Emission Frequency [MHz]	Maximum Emission Level [dBm]	Result
256QAM-Modulation TX port 1			
0.009 – 27000	4810	-23.25	compliant
Measurement Uncertainty:		$f < 1.0\text{GHz}: \pm 1.1\text{dB},$ $1.0\text{GHz} \leq f < 3.6\text{GHz}: \pm 1.2\text{dB},$ $3.6\text{GHz} \leq f < 8.0\text{GHz}: \pm 1.6\text{dB},$ $8.0\text{GHz} \leq f: \pm 1.9\text{dB}$	

Table 207 Spurious Emissions (Band 66 E-UTRA 10 MHz Channel BW)

Config C Lower band edge (Band 7):

Carrier Frequency: 2625.0 MHz			
Frequency Range [MHz]	Emission Frequency [MHz]	Maximum Emission Level [dBm]	Result
256QAM-Modulation TX port 1			
2619 - 2620	2620	-25.52	compliant
2618 - 2619	2618.5	-23.22	compliant
2598 - 2618	2618	-23.61	compliant
Measurement Uncertainty:		$f < 1.0\text{GHz}: \pm 1.1\text{dB},$ $1.0\text{GHz} \leq f < 3.6\text{GHz}: \pm 1.2\text{dB},$ $3.6\text{GHz} \leq f < 8.0\text{GHz}: \pm 1.6\text{dB},$ $8.0\text{GHz} \leq f: \pm 1.9\text{dB}$	

Table 208 Spurious Emissions (Lower band edge) (Band 7 E-UTRA 10 MHz CH BW)

Config C Upper band edge (Band 7):

Carrier Frequency: 2685.0 MHz			
Frequency Range [MHz]	Emission Frequency [MHz]	Maximum Emission Level [dBm]	Result
256QAM-Modulation TX port 1			
2690 - 2691	2690	-24.81	compliant
2691 - 2692	2691.5	-22.60	compliant
2692 - 2712	2692	-22.88	compliant
Measurement Uncertainty:		$f < 1.0\text{GHz}: \pm 1.1\text{dB},$ $1.0\text{GHz} \leq f < 3.6\text{GHz}: \pm 1.2\text{dB},$ Measurement Uncertainty: $3.6\text{GHz} \leq f < 8.0\text{GHz}: \pm 1.6\text{dB},$ $8.0\text{GHz} \leq f: \pm 1.9\text{dB}$	

Table 209 Spurious Emissions (Upper band edge) (Band 7 E-UTRA 10 MHz CH BW)

Config C Spurious emissions (Band 7):

Carrier Frequency: 2655.0 MHz			
Frequency Range [MHz]	Emission Frequency [MHz]	Maximum Emission Level [dBm]	Result
256QAM-Modulation TX port 1			
0.009 – 27000	2461	-22.48	compliant
Measurement Uncertainty:		$f < 1.0\text{GHz}: \pm 1.1\text{dB},$ $1.0\text{GHz} \leq f < 3.6\text{GHz}: \pm 1.2\text{dB},$ $3.6\text{GHz} \leq f < 8.0\text{GHz}: \pm 1.6\text{dB},$ $8.0\text{GHz} \leq f: \pm 1.9\text{dB}$	

Table 210 Spurious Emissions (Band 7 E-UTRA 10 MHz Channel BW)

Config D Lower band edge (Band 25):

Carrier Frequency: 1932.5 MHz			
Frequency Range [MHz]	Emission Frequency [MHz]	Maximum Emission Level [dBm]	Result
256QAM-Modulation TX port 1			
1929 - 1930	1930	-25.62	compliant
1928 - 1929	1928.5	-23.87	compliant
1908 - 1928	1928	-23.65	compliant
Measurement Uncertainty:		$f < 1.0\text{GHz}: \pm 1.1\text{dB},$ $1.0\text{GHz} \leq f < 3.6\text{GHz}: \pm 1.2\text{dB},$ $3.6\text{GHz} \leq f < 8.0\text{GHz}: \pm 1.6\text{dB},$ $8.0\text{GHz} \leq f: \pm 1.9\text{dB}$	

Table 211 Spurious Emissions (Lower band edge) (Band 25 E-UTRA 5 MHz CH BW)

Config D Upper band edge (Band 25):

Carrier Frequency: 1992.5 MHz			
Frequency Range [MHz]	Emission Frequency [MHz]	Maximum Emission Level [dBm]	Result
256QAM-Modulation TX port 1			
1995 - 1996	1995	-26.38	compliant
1996 - 1997	1996.5	-21.84	compliant
1997 - 2017	1997	-22.69	compliant
Measurement Uncertainty:		$f < 1.0\text{GHz}: \pm 1.1\text{dB},$ $1.0\text{GHz} \leq f < 3.6\text{GHz}: \pm 1.2\text{dB},$ Measurement Uncertainty: $3.6\text{GHz} \leq f < 8.0\text{GHz}: \pm 1.6\text{dB},$ $8.0\text{GHz} \leq f: \pm 1.9\text{dB}$	

Table 212 Spurious Emissions (Upper band edge) (Band 25 E-UTRA 5 MHz CH BW)

Config D Spurious emissions (Band 25):

Carrier Frequency: 1962.5 MHz			
Frequency Range [MHz]	Emission Frequency [MHz]	Maximum Emission Level [dBm]	Result
256QAM-Modulation TX port 1			
0.009 – 27000	4810	-23.79	compliant
Measurement Uncertainty:		$f < 1.0\text{GHz}: \pm 1.1\text{dB},$ $1.0\text{GHz} \leq f < 3.6\text{GHz}: \pm 1.2\text{dB},$ $3.6\text{GHz} \leq f < 8.0\text{GHz}: \pm 1.6\text{dB},$ $8.0\text{GHz} \leq f: \pm 1.9\text{dB}$	

Table 213 Spurious Emissions (Band 25 E-UTRA 5 MHz Channel BW)

Config D Lower band edge (Band 66):

Carrier Frequency: 2112.5 MHz			
Frequency Range [MHz]	Emission Frequency [MHz]	Maximum Emission Level [dBm]	Result
256QAM-Modulation TX port 1			
2109 - 2110	2110	-26.37	compliant
2108 - 2109	2108.5	-22.97	compliant
2088 - 2108	2108	-22.61	compliant
Measurement Uncertainty:		$f < 1.0\text{GHz}: \pm 1.1\text{dB},$ $1.0\text{GHz} \leq f < 3.6\text{GHz}: \pm 1.2\text{dB},$ $3.6\text{GHz} \leq f < 8.0\text{GHz}: \pm 1.6\text{dB},$ $8.0\text{GHz} \leq f: \pm 1.9\text{dB}$	

Table 214 Spurious Emissions (Lower band edge) (Band 66 E-UTRA 5 MHz CH BW)

Config D Upper band edge (Band 66):

Carrier Frequency: 2197.5 MHz			
Frequency Range [MHz]	Emission Frequency [MHz]	Maximum Emission Level [dBm]	Result
256QAM-Modulation TX port 1			
2200 - 2201	2200	-25.43	compliant
2201 - 2202	2201.5	-20.57	compliant
2202 - 2222	2202	-20.97	compliant
Measurement Uncertainty:		$f < 1.0\text{GHz}: \pm 1.1\text{dB},$ $1.0\text{GHz} \leq f < 3.6\text{GHz}: \pm 1.2\text{dB},$ Measurement Uncertainty: $3.6\text{GHz} \leq f < 8.0\text{GHz}: \pm 1.6\text{dB},$ $8.0\text{GHz} \leq f: \pm 1.9\text{dB}$	

Table 215 Spurious Emissions (Upper band edge) (Band 66 E-UTRA 5 MHz CH BW)

Config D Spurious emissions (Band 66):

Carrier Frequency: 2155.0 MHz			
Frequency Range [MHz]	Emission Frequency [MHz]	Maximum Emission Level [dBm]	Result
256QAM-Modulation TX port 1			
0.009 – 27000	4812	-23.75	compliant
Measurement Uncertainty:		$f < 1.0\text{GHz}: \pm 1.1\text{dB},$ $1.0\text{GHz} \leq f < 3.6\text{GHz}: \pm 1.2\text{dB},$ $3.6\text{GHz} \leq f < 8.0\text{GHz}: \pm 1.6\text{dB},$ $8.0\text{GHz} \leq f: \pm 1.9\text{dB}$	

Table 216 Spurious Emissions (Band 66 E-UTRA 5 MHz Channel BW)

Config D Lower band edge (Band 7):

Carrier Frequency: 2622.5 MHz			
Frequency Range [MHz]	Emission Frequency [MHz]	Maximum Emission Level [dBm]	Result
256QAM-Modulation TX port 1			
2619 - 2620	2620	-25.29	compliant
2618 - 2619	2618.5	-23.78	compliant
2598 - 2618	2618	-23.97	compliant
Measurement Uncertainty:		$f < 1.0\text{GHz}: \pm 1.1\text{dB},$ $1.0\text{GHz} \leq f < 3.6\text{GHz}: \pm 1.2\text{dB},$ $3.6\text{GHz} \leq f < 8.0\text{GHz}: \pm 1.6\text{dB},$ $8.0\text{GHz} \leq f: \pm 1.9\text{dB}$	

Table 217 Spurious Emissions (Lower band edge) (Band 7 E-UTRA 5 MHz CH BW)

Config D Upper band edge (Band 7):

Carrier Frequency: 2687.5 MHz			
Frequency Range [MHz]	Emission Frequency [MHz]	Maximum Emission Level [dBm]	Result
256QAM-Modulation TX port 1			
2690 - 2691	2690	-25.41	compliant
2691 - 2692	2691.5	-22.37	compliant
2692 - 2712	2692	-24.54	compliant
Measurement Uncertainty:		$f < 1.0\text{GHz}: \pm 1.1\text{dB},$ $1.0\text{GHz} \leq f < 3.6\text{GHz}: \pm 1.2\text{dB},$ Measurement Uncertainty: $3.6\text{GHz} \leq f < 8.0\text{GHz}: \pm 1.6\text{dB},$ $8.0\text{GHz} \leq f: \pm 1.9\text{dB}$	

Table 218 Spurious Emissions (Upper band edge) (Band 7 E-UTRA 5 MHz CH BW)

Config D Spurious emissions (Band 7):

Carrier Frequency: 2655.0 MHz			
Frequency Range [MHz]	Emission Frequency [MHz]	Maximum Emission Level [dBm]	Result
256QAM-Modulation TX port 1			
0.009 – 27000	4810	-23.58	compliant
Measurement Uncertainty:		$f < 1.0\text{GHz}: \pm 1.1\text{dB},$ $1.0\text{GHz} \leq f < 3.6\text{GHz}: \pm 1.2\text{dB},$ $3.6\text{GHz} \leq f < 8.0\text{GHz}: \pm 1.6\text{dB},$ $8.0\text{GHz} \leq f: \pm 1.9\text{dB}$	

Table 219 Spurious Emissions (Band 7 E-UTRA 5 MHz Channel BW)

Config E Lower band edge (Band 25):

Carrier Frequency: 1931.5 MHz			
Frequency Range [MHz]	Emission Frequency [MHz]	Maximum Emission Level [dBm]	Result
256QAM-Modulation TX port 1			
1929 - 1930	1930	-23.74	compliant
1928 - 1929	1928.5	-23.95	compliant
1908 - 1928	1928	-24.69	compliant
Measurement Uncertainty:		$f < 1.0\text{GHz}: \pm 1.1\text{dB},$ $1.0\text{GHz} \leq f < 3.6\text{GHz}: \pm 1.2\text{dB},$ $3.6\text{GHz} \leq f < 8.0\text{GHz}: \pm 1.6\text{dB},$ $8.0\text{GHz} \leq f: \pm 1.9\text{dB}$	

Table 220 Spurious Emissions (Lower band edge) (Band 25 E-UTRA 3 MHz CH BW)

Config E Upper band edge (Band 25):

Carrier Frequency: 1988.5 MHz			
Frequency Range [MHz]	Emission Frequency [MHz]	Maximum Emission Level [dBm]	Result
256QAM-Modulation TX port 1			
1990 - 1991	1990	-23.92	compliant
1991 - 1992	1991.5	-23.73	compliant
1992 - 2012	1992	-22.25	compliant
Measurement Uncertainty:		$f < 1.0\text{GHz}: \pm 1.1\text{dB},$ $1.0\text{GHz} \leq f < 3.6\text{GHz}: \pm 1.2\text{dB},$ Measurement Uncertainty: $3.6\text{GHz} \leq f < 8.0\text{GHz}: \pm 1.6\text{dB},$ $8.0\text{GHz} \leq f: \pm 1.9\text{dB}$	

Table 221 Spurious Emissions (Upper band edge) (Band 25 E-UTRA 3 MHz CH BW)

Config E Spurious emissions (Band 25):

Carrier Frequency: 1962.5 MHz			
Frequency Range [MHz]	Emission Frequency [MHz]	Maximum Emission Level [dBm]	Result
256QAM-Modulation TX port 1			
0.009 – 27000	2462	-26.12	compliant
Measurement Uncertainty:		$f < 1.0\text{GHz}: \pm 1.1\text{dB},$ $1.0\text{GHz} \leq f < 3.6\text{GHz}: \pm 1.2\text{dB},$ $3.6\text{GHz} \leq f < 8.0\text{GHz}: \pm 1.6\text{dB},$ $8.0\text{GHz} \leq f: \pm 1.9\text{dB}$	

Table 222 Spurious Emissions (Band 25 E-UTRA 3 MHz Channel BW)

Config E Lower band edge (Band 66):

Carrier Frequency: 2111.5 MHz			
Frequency Range [MHz]	Emission Frequency [MHz]	Maximum Emission Level [dBm]	Result
256QAM-Modulation TX port 1			
2109 - 2110	2110	-24.26	compliant
2108 - 2109	2108.5	-25.34	compliant
2088 - 2108	2108	-25.56	compliant
Measurement Uncertainty:		$f < 1.0\text{GHz}: \pm 1.1\text{dB},$ $1.0\text{GHz} \leq f < 3.6\text{GHz}: \pm 1.2\text{dB},$ $3.6\text{GHz} \leq f < 8.0\text{GHz}: \pm 1.6\text{dB},$ $8.0\text{GHz} \leq f: \pm 1.9\text{dB}$	

Table 223 Spurious Emissions (Lower band edge) (Band 66 E-UTRA 3 MHz CH BW)

Config E Upper band edge (Band 66):

Carrier Frequency: 2198.5 MHz			
Frequency Range [MHz]	Emission Frequency [MHz]	Maximum Emission Level [dBm]	Result
256QAM-Modulation TX port 1			
2200 - 2201	2200	-25.11	compliant
2201 - 2202	2201.5	-21.92	compliant
2202 - 2222	2202	-23.16	compliant
Measurement Uncertainty:		$f < 1.0\text{GHz}: \pm 1.1\text{dB},$ $1.0\text{GHz} \leq f < 3.6\text{GHz}: \pm 1.2\text{dB},$ Measurement Uncertainty: $3.6\text{GHz} \leq f < 8.0\text{GHz}: \pm 1.6\text{dB},$ $8.0\text{GHz} \leq f: \pm 1.9\text{dB}$	

Table 224 Spurious Emissions (Upper band edge) (Band 66 E-UTRA 3 MHz CH BW)

Config E Spurious emissions (Band 66):

Carrier Frequency: 2155.0 MHz			
Frequency Range [MHz]	Emission Frequency [MHz]	Maximum Emission Level [dBm]	Result
256QAM-Modulation TX port 1			
0.009 – 27000	2848	-26.15	compliant
Measurement Uncertainty:		$f < 1.0\text{GHz}: \pm 1.1\text{dB},$ $1.0\text{GHz} \leq f < 3.6\text{GHz}: \pm 1.2\text{dB},$ $3.6\text{GHz} \leq f < 8.0\text{GHz}: \pm 1.6\text{dB},$ $8.0\text{GHz} \leq f: \pm 1.9\text{dB}$	

Table 225 Spurious Emissions (Band 66 E-UTRA 3 MHz Channel BW)

Config F Lower band edge (Band 25):

Carrier Frequency: 1930.7 MHz			
Frequency Range [MHz]	Emission Frequency [MHz]	Maximum Emission Level [dBm]	Result
256QAM-Modulation TX port 1			
1929 - 1930	1930	-27.50	compliant
1928 - 1929	1928.5	-26.04	compliant
1908 - 1928	1928	-22.96	compliant
Measurement Uncertainty:		$f < 1.0\text{GHz}: \pm 1.1\text{dB},$ $1.0\text{GHz} \leq f < 3.6\text{GHz}: \pm 1.2\text{dB},$ $3.6\text{GHz} \leq f < 8.0\text{GHz}: \pm 1.6\text{dB},$ $8.0\text{GHz} \leq f: \pm 1.9\text{dB}$	

Table 226 Spurious Emissions (Lower band edge) (Band 25 E-UTRA 1.4 MHz CH BW)

Config F Upper band edge (Band 25):

Carrier Frequency: 1989.3 MHz			
Frequency Range [MHz]	Emission Frequency [MHz]	Maximum Emission Level [dBm]	Result
256QAM-Modulation TX port 1			
1990 - 1991	1990	-28.30	compliant
1991 - 1992	1991.5	-24.92	compliant
1992 - 2012	1992	-23.05	compliant
Measurement Uncertainty:		$f < 1.0\text{GHz}: \pm 1.1\text{dB},$ $1.0\text{GHz} \leq f < 3.6\text{GHz}: \pm 1.2\text{dB},$ Measurement Uncertainty: $3.6\text{GHz} \leq f < 8.0\text{GHz}: \pm 1.6\text{dB},$ $8.0\text{GHz} \leq f: \pm 1.9\text{dB}$	

Table 227 Spurious Emissions (Upper band edge) (Band 25 E-UTRA 1.4 MHz CH BW)

Config F Spurious emissions (Band 25):

Carrier Frequency: 1962.5 MHz			
Frequency Range [MHz]	Emission Frequency [MHz]	Maximum Emission Level [dBm]	Result
256QAM-Modulation TX port 1			
0.009 – 27000	2847	-26.17	compliant
Measurement Uncertainty:		$f < 1.0\text{GHz}: \pm 1.1\text{dB},$ $1.0\text{GHz} \leq f < 3.6\text{GHz}: \pm 1.2\text{dB},$ $3.6\text{GHz} \leq f < 8.0\text{GHz}: \pm 1.6\text{dB},$ $8.0\text{GHz} \leq f: \pm 1.9\text{dB}$	

Table 228 Spurious Emissions (Band 25 E-UTRA 1.4 MHz Channel BW)

Config F Lower band edge (Band 66):

Carrier Frequency: 2110.7 MHz			
Frequency Range [MHz]	Emission Frequency [MHz]	Maximum Emission Level [dBm]	Result
256QAM-Modulation TX port 1			
2109 - 2110	2110	-26.73	compliant
2108 - 2109	2108.5	-25.51	compliant
2088 - 2108	2108	-22.79	compliant
Measurement Uncertainty:		f < 1.0GHz: ±1.1dB, 1.0GHz ≤ f < 3.6GHz: ±1.2dB, 3.6GHz ≤ f < 8.0GHz: ±1.6dB, 8.0GHz ≤ f: ±1.9dB	

Table 229 Spurious Emissions (Lower band edge) (Band 66 E-UTRA 1.4 MHz CH BW)

Config F Upper band edge (Band 66):

Carrier Frequency: 2199.3 MHz			
Frequency Range [MHz]	Emission Frequency [MHz]	Maximum Emission Level [dBm]	Result
256QAM-Modulation TX port 1			
2200 - 2201	2200	-26.74	compliant
2201 - 2202	2201.5	-24.24	compliant
2202 - 2222	2202	-23.69	compliant
Measurement Uncertainty:		f < 1.0GHz: ±1.1dB, 1.0GHz ≤ f < 3.6GHz: ±1.2dB, Measurement Uncertainty: 3.6GHz ≤ f < 8.0GHz: ±1.6dB, 8.0GHz ≤ f: ±1.9dB	

Table 230 Spurious Emissions (Upper band edge) (Band 66 E-UTRA 1.4 MHz CH BW)

Config F Spurious emissions (Band 66):

Carrier Frequency: 2155.0 MHz			
Frequency Range [MHz]	Emission Frequency [MHz]	Maximum Emission Level [dBm]	Result
256QAM-Modulation TX port 1			
0.009 - 27000	2463	-26.08	compliant
Measurement Uncertainty:		f < 1.0GHz: ±1.1dB, 1.0GHz ≤ f < 3.6GHz: ±1.2dB, 3.6GHz ≤ f < 8.0GHz: ±1.6dB, 8.0GHz ≤ f: ±1.9dB	

Table 231 Spurious Emissions (Band 66 E-UTRA 1.4 MHz Channel BW)

Config G Lower band edge (Band 25):

Carrier Frequency: 1940.0 MHz			
Frequency Range [MHz]	Emission Frequency [MHz]	Maximum Emission Level [dBm]	Result
QPSK-Modulation TX port 1			
1929 - 1930	1930	-24.91	compliant
1928 - 1929	1928.5	-23.93	compliant
1908 - 1928	1928	-20.28	compliant
Measurement Uncertainty:		$f < 1.0\text{GHz}: \pm 1.1\text{dB},$ $1.0\text{GHz} \leq f < 3.6\text{GHz}: \pm 1.2\text{dB},$ $3.6\text{GHz} \leq f < 8.0\text{GHz}: \pm 1.6\text{dB},$ $8.0\text{GHz} \leq f: \pm 1.9\text{dB}$	

Table 232 Spurious Emissions (Lower band edge) (Band 25 NB-IoT GB 20 MHz CH BW)

Config G Upper band edge (Band 25):

Carrier Frequency: 1985.0 MHz			
Frequency Range [MHz]	Emission Frequency [MHz]	Maximum Emission Level [dBm]	Result
QPSK-Modulation TX port 1			
1995 - 1996	1995	-25.02	compliant
1996 - 1997	1996.5	-22.92	compliant
1997 - 2017	1997	-23.09	compliant
Measurement Uncertainty:		$f < 1.0\text{GHz}: \pm 1.1\text{dB},$ $1.0\text{GHz} \leq f < 3.6\text{GHz}: \pm 1.2\text{dB},$ Measurement Uncertainty: $3.6\text{GHz} \leq f < 8.0\text{GHz}: \pm 1.6\text{dB},$ $8.0\text{GHz} \leq f: \pm 1.9\text{dB}$	

Table 233 Spurious Emissions (Upper band edge) (Band 25 NB-IoT GB 20 MHz CH BW)

Config G Spurious emissions (Band 25):

Carrier Frequency: 1962.5 MHz			
Frequency Range [MHz]	Emission Frequency [MHz]	Maximum Emission Level [dBm]	Result
QPSK-Modulation TX port 1			
0.009 – 27000	2852	-22.79	compliant
Measurement Uncertainty:		$f < 1.0\text{GHz}: \pm 1.1\text{dB},$ $1.0\text{GHz} \leq f < 3.6\text{GHz}: \pm 1.2\text{dB},$ $3.6\text{GHz} \leq f < 8.0\text{GHz}: \pm 1.6\text{dB},$ $8.0\text{GHz} \leq f: \pm 1.9\text{dB}$	

Table 234 Spurious Emissions (Band 25 NB-IoT GB 20 MHz Channel BW)

Config G Lower band edge (Band 66):

Carrier Frequency: 2120.0 MHz			
Frequency Range [MHz]	Emission Frequency [MHz]	Maximum Emission Level [dBm]	Result
QPSK-Modulation TX port 1			
2109 - 2110	2110	-24.63	compliant
2108 - 2109	2108.5	-21.76	compliant
2088 - 2108	2108	-21.64	compliant
Measurement Uncertainty:		$f < 1.0\text{GHz}: \pm 1.1\text{dB},$ $1.0\text{GHz} \leq f < 3.6\text{GHz}: \pm 1.2\text{dB},$ $3.6\text{GHz} \leq f < 8.0\text{GHz}: \pm 1.6\text{dB},$ $8.0\text{GHz} \leq f: \pm 1.9\text{dB}$	

Table 235 Spurious Emissions (Lower band edge) (Band 66 NB-IoT GB 20 MHz CH BW)

Config G Upper band edge (Band 66):

Carrier Frequency: 2190.0 MHz			
Frequency Range [MHz]	Emission Frequency [MHz]	Maximum Emission Level [dBm]	Result
QPSK-Modulation TX port 1			
2200 - 2201	2200	-24.51	compliant
2201 - 2202	2201.5	-22.04	compliant
2202 - 2222	2203	-21.07	compliant
Measurement Uncertainty:		$f < 1.0\text{GHz}: \pm 1.1\text{dB},$ $1.0\text{GHz} \leq f < 3.6\text{GHz}: \pm 1.2\text{dB},$ Measurement Uncertainty: $3.6\text{GHz} \leq f < 8.0\text{GHz}: \pm 1.6\text{dB},$ $8.0\text{GHz} \leq f: \pm 1.9\text{dB}$	

Table 236 Spurious Emissions (Upper band edge) (Band 66 NB-IoT GB 20 MHz CH BW)

Config G Spurious emissions (Band 66):

Carrier Frequency: 2155.0 MHz			
Frequency Range [MHz]	Emission Frequency [MHz]	Maximum Emission Level [dBm]	Result
QPSK-Modulation TX port 1			
0.009 - 27000	4818	-24.11	compliant
Measurement Uncertainty:		$f < 1.0\text{GHz}: \pm 1.1\text{dB},$ $1.0\text{GHz} \leq f < 3.6\text{GHz}: \pm 1.2\text{dB},$ $3.6\text{GHz} \leq f < 8.0\text{GHz}: \pm 1.6\text{dB},$ $8.0\text{GHz} \leq f: \pm 1.9\text{dB}$	

Table 237 Spurious Emissions (Band 66 NB-IoT GB 20 MHz Channel BW)

Config G Lower band edge (Band 7):

Carrier Frequency: 2630.0 MHz			
Frequency Range [MHz]	Emission Frequency [MHz]	Maximum Emission Level [dBm]	Result
QPSK-Modulation TX port 1			
2619 – 2620	2620	-25.68	compliant
2618 – 2619	2618.5	-22.94	compliant
2598 - 2618	2618	-23.23	compliant
Measurement Uncertainty:		$f < 1.0\text{GHz}: \pm 1.1\text{dB},$ $1.0\text{GHz} \leq f < 3.6\text{GHz}: \pm 1.2\text{dB},$ $3.6\text{GHz} \leq f < 8.0\text{GHz}: \pm 1.6\text{dB},$ $8.0\text{GHz} \leq f: \pm 1.9\text{dB}$	

Table 238 Spurious Emissions (Lower band edge) (Band 7 NB-IoT GB 20 MHz CH BW)

Config G Upper band edge (Band 7):

Carrier Frequency: 2680.0 MHz			
Frequency Range [MHz]	Emission Frequency [MHz]	Maximum Emission Level [dBm]	Result
QPSK-Modulation TX port 1			
2690 - 2691	2690	-25.06	compliant
2691 - 2692	2691.5	-23.00	compliant
2692 - 2712	2694	-23.30	compliant
Measurement Uncertainty:		$f < 1.0\text{GHz}: \pm 1.1\text{dB},$ $1.0\text{GHz} \leq f < 3.6\text{GHz}: \pm 1.2\text{dB},$ Measurement Uncertainty: $3.6\text{GHz} \leq f < 8.0\text{GHz}: \pm 1.6\text{dB},$ $8.0\text{GHz} \leq f: \pm 1.9\text{dB}$	

Table 239 Spurious Emissions (Upper band edge) (Band 7 NB-IoT GB 20 MHz CH BW)

Config G Spurious emissions (Band 7):

Carrier Frequency: 2655.0 MHz			
Frequency Range [MHz]	Emission Frequency [MHz]	Maximum Emission Level [dBm]	Result
QPSK-Modulation TX port 1			
0.009 – 27000	4815	-23.98	compliant
Measurement Uncertainty:		$f < 1.0\text{GHz}: \pm 1.1\text{dB},$ $1.0\text{GHz} \leq f < 3.6\text{GHz}: \pm 1.2\text{dB},$ $3.6\text{GHz} \leq f < 8.0\text{GHz}: \pm 1.6\text{dB},$ $8.0\text{GHz} \leq f: \pm 1.9\text{dB}$	

Table 240 Spurious Emissions (Band 7 NB-IoT GB 20 MHz Channel BW)

Config H Lower band edge (Band 25):

Carrier Frequency: 1937.5 MHz			
Frequency Range [MHz]	Emission Frequency [MHz]	Maximum Emission Level [dBm]	Result
QPSK-Modulation TX port 1			
1929 - 1930	1930	-21.31	compliant
1928 - 1929	1928.5	-22.86	compliant
1908 - 1928	1928	-23.45	compliant
Measurement Uncertainty:		$f < 1.0\text{GHz}: \pm 1.1\text{dB},$ $1.0\text{GHz} \leq f < 3.6\text{GHz}: \pm 1.2\text{dB},$ $3.6\text{GHz} \leq f < 8.0\text{GHz}: \pm 1.6\text{dB},$ $8.0\text{GHz} \leq f: \pm 1.9\text{dB}$	

Table 241 Spurious Emissions (Lower band edge) (Band 25 NB-IoT GB 15 MHz CH BW)

Config H Upper band edge (Band 25):

Carrier Frequency: 1987.5 MHz			
Frequency Range [MHz]	Emission Frequency [MHz]	Maximum Emission Level [dBm]	Result
QPSK-Modulation TX port 1			
1995 - 1996	1995	-21.47	compliant
1996 - 1997	1996.5	-22.15	compliant
1997 - 2017	1997	-22.64	compliant
Measurement Uncertainty:		$f < 1.0\text{GHz}: \pm 1.1\text{dB},$ $1.0\text{GHz} \leq f < 3.6\text{GHz}: \pm 1.2\text{dB},$ Measurement Uncertainty: $3.6\text{GHz} \leq f < 8.0\text{GHz}: \pm 1.6\text{dB},$ $8.0\text{GHz} \leq f: \pm 1.9\text{dB}$	

Table 242 Spurious Emissions (Upper band edge) (Band 25 NB-IoT GB 15 MHz CH BW)

Config H Spurious emissions (Band 25):

Carrier Frequency: 1962.5 MHz			
Frequency Range [MHz]	Emission Frequency [MHz]	Maximum Emission Level [dBm]	Result
QPSK-Modulation TX port 1			
0.009 – 27000	2848	-22.55	compliant
Measurement Uncertainty:		$f < 1.0\text{GHz}: \pm 1.1\text{dB},$ $1.0\text{GHz} \leq f < 3.6\text{GHz}: \pm 1.2\text{dB},$ $3.6\text{GHz} \leq f < 8.0\text{GHz}: \pm 1.6\text{dB},$ $8.0\text{GHz} \leq f: \pm 1.9\text{dB}$	

Table 243 Spurious Emissions (Band 25 NB-IoT GB 15 MHz Channel BW)

Config H Lower band edge (Band 66):

Carrier Frequency: 2117.5 MHz			
Frequency Range [MHz]	Emission Frequency [MHz]	Maximum Emission Level [dBm]	Result
QPSK-Modulation TX port 1			
2109 - 2110	2110	-21.96	compliant
2108 - 2109	2108.5	-21.00	compliant
2088 - 2108	2108	-20.51	compliant
Measurement Uncertainty:		$f < 1.0\text{GHz}: \pm 1.1\text{dB},$ $1.0\text{GHz} \leq f < 3.6\text{GHz}: \pm 1.2\text{dB},$ $3.6\text{GHz} \leq f < 8.0\text{GHz}: \pm 1.6\text{dB},$ $8.0\text{GHz} \leq f: \pm 1.9\text{dB}$	

Table 244 Spurious Emissions (Lower band edge) (Band 66 NB-IoT GB 15 MHz CH BW)

Config H Upper band edge (Band 66):

Carrier Frequency: 2192.5 MHz			
Frequency Range [MHz]	Emission Frequency [MHz]	Maximum Emission Level [dBm]	Result
QPSK-Modulation TX port 1			
2200 - 2201	2200	-21.84	compliant
2201 - 2202	2201.5	-20.92	compliant
2202 - 2222	2203	-21.62	compliant
Measurement Uncertainty:		$f < 1.0\text{GHz}: \pm 1.1\text{dB},$ $1.0\text{GHz} \leq f < 3.6\text{GHz}: \pm 1.2\text{dB},$ Measurement Uncertainty: $3.6\text{GHz} \leq f < 8.0\text{GHz}: \pm 1.6\text{dB},$ $8.0\text{GHz} \leq f: \pm 1.9\text{dB}$	

Table 245 Spurious Emissions (Upper band edge) (Band 66 NB-IoT GB 15 MHz CH BW)

Config H Spurious emissions (Band 66):

Carrier Frequency: 2155.0 MHz			
Frequency Range [MHz]	Emission Frequency [MHz]	Maximum Emission Level [dBm]	Result
QPSK-Modulation TX port 1			
0.009 - 27000	4813	-24.02	compliant
Measurement Uncertainty:		$f < 1.0\text{GHz}: \pm 1.1\text{dB},$ $1.0\text{GHz} \leq f < 3.6\text{GHz}: \pm 1.2\text{dB},$ $3.6\text{GHz} \leq f < 8.0\text{GHz}: \pm 1.6\text{dB},$ $8.0\text{GHz} \leq f: \pm 1.9\text{dB}$	

Table 246 Spurious Emissions (Band 66 NB-IoT GB 15 MHz Channel BW)

Config H Lower band edge (Band 7):

Carrier Frequency: 2627.5 MHz			
Frequency Range [MHz]	Emission Frequency [MHz]	Maximum Emission Level [dBm]	Result
QPSK-Modulation TX port 1			
2619 - 2620	2620	-21.79	compliant
2618 - 2619	2618.5	-22.81	compliant
2598 - 2618	2618	-24.15	compliant
Measurement Uncertainty:		$f < 1.0\text{GHz}: \pm 1.1\text{dB},$ $1.0\text{GHz} \leq f < 3.6\text{GHz}: \pm 1.2\text{dB},$ $3.6\text{GHz} \leq f < 8.0\text{GHz}: \pm 1.6\text{dB},$ $8.0\text{GHz} \leq f: \pm 1.9\text{dB}$	

Table 247 Spurious Emissions (Lower band edge) (Band 7 NB-IoT GB 15 MHz CH BW)

Config H Upper band edge (Band 7):

Carrier Frequency: 2682.5 MHz			
Frequency Range [MHz]	Emission Frequency [MHz]	Maximum Emission Level [dBm]	Result
QPSK-Modulation TX port 1			
2690 - 2691	2690	-22.07	compliant
2691 - 2692	2691.5	-22.74	compliant
2692 - 2712	2692	-23.05	compliant
Measurement Uncertainty:		$f < 1.0\text{GHz}: \pm 1.1\text{dB},$ $1.0\text{GHz} \leq f < 3.6\text{GHz}: \pm 1.2\text{dB},$ Measurement Uncertainty: $3.6\text{GHz} \leq f < 8.0\text{GHz}: \pm 1.6\text{dB},$ $8.0\text{GHz} \leq f: \pm 1.9\text{dB}$	

Table 248 Spurious Emissions (Upper band edge) (Band 7 NB-IoT GB 15 MHz CH BW)

Config H Spurious emissions (Band 7):

Carrier Frequency: 2655.0 MHz			
Frequency Range [MHz]	Emission Frequency [MHz]	Maximum Emission Level [dBm]	Result
QPSK-Modulation TX port 1			
0.009 – 27000	4813	-24.07	compliant
Measurement Uncertainty:		$f < 1.0\text{GHz}: \pm 1.1\text{dB},$ $1.0\text{GHz} \leq f < 3.6\text{GHz}: \pm 1.2\text{dB},$ $3.6\text{GHz} \leq f < 8.0\text{GHz}: \pm 1.6\text{dB},$ $8.0\text{GHz} \leq f: \pm 1.9\text{dB}$	

Table 249 Spurious Emissions (Band 7 NB-IoT GB 15 MHz Channel BW)

Config I Lower band edge (Band 25):

Carrier Frequency: 1935.0 MHz			
Frequency Range [MHz]	Emission Frequency [MHz]	Maximum Emission Level [dBm]	Result
QPSK-Modulation TX port 1			
1929 - 1930	1930	-25.81	compliant
1928 - 1929	1928.5	-22.51	compliant
1908 - 1928	1928	-22.89	compliant
Measurement Uncertainty:		$f < 1.0\text{GHz}: \pm 1.1\text{dB},$ $1.0\text{GHz} \leq f < 3.6\text{GHz}: \pm 1.2\text{dB},$ $3.6\text{GHz} \leq f < 8.0\text{GHz}: \pm 1.6\text{dB},$ $8.0\text{GHz} \leq f: \pm 1.9\text{dB}$	

Table 250 Spurious Emissions (Lower band edge) (Band 25 NB-IoT GB 10 MHz CH BW)

Config I Upper band edge (Band 25):

Carrier Frequency: 1990.0 MHz			
Frequency Range [MHz]	Emission Frequency [MHz]	Maximum Emission Level [dBm]	Result
QPSK-Modulation TX port 1			
1995 - 1996	1995	-25.24	compliant
1996 - 1997	1996.5	-21.89	compliant
1997 - 2017	1997	-22.37	compliant
Measurement Uncertainty:		$f < 1.0\text{GHz}: \pm 1.1\text{dB},$ $1.0\text{GHz} \leq f < 3.6\text{GHz}: \pm 1.2\text{dB},$ Measurement Uncertainty: $3.6\text{GHz} \leq f < 8.0\text{GHz}: \pm 1.6\text{dB},$ $8.0\text{GHz} \leq f: \pm 1.9\text{dB}$	

Table 251 Spurious Emissions (Upper band edge) (Band 25 NB-IoT GB 10 MHz CH BW)

Config I Spurious emissions (Band 25):

Carrier Frequency: 1962.5 MHz			
Frequency Range [MHz]	Emission Frequency [MHz]	Maximum Emission Level [dBm]	Result
QPSK-Modulation TX port 1			
0.009 – 27000	2850	-22.20	compliant
Measurement Uncertainty:		$f < 1.0\text{GHz}: \pm 1.1\text{dB},$ $1.0\text{GHz} \leq f < 3.6\text{GHz}: \pm 1.2\text{dB},$ $3.6\text{GHz} \leq f < 8.0\text{GHz}: \pm 1.6\text{dB},$ $8.0\text{GHz} \leq f: \pm 1.9\text{dB}$	

Table 252 Spurious Emissions (Band 25 NB-IoT GB 10 MHz Channel BW)

Config I Lower band edge (Band 66):

Carrier Frequency: 2115.0 MHz			
Frequency Range [MHz]	Emission Frequency [MHz]	Maximum Emission Level [dBm]	Result
QPSK-Modulation TX port 1			
2109 - 2110	2110	-24.97	compliant
2108 -2109	2108.5	-21.31	compliant
2088 - 2108	2108	-21.12	compliant
Measurement Uncertainty:		f < 1.0GHz: ±1.1dB, 1.0GHz ≤ f <3.6GHz: ±1.2dB, 3.6GHz ≤ f <8.0GHz: ±1.6dB, 8.0GHz ≤ f: ±1.9dB	

Table 253 Spurious Emissions (Lower band edge) (Band 66 NB-IoT GB 10 MHz CH BW)

Config I Upper band edge (Band 66):

Carrier Frequency: 2195.0 MHz			
Frequency Range [MHz]	Emission Frequency [MHz]	Maximum Emission Level [dBm]	Result
QPSK-Modulation TX port 1			
2200 - 2201	2200	-25.84	compliant
2201 - 2202	2201.5	-21.01	compliant
2202 – 2222	2202	-21.97	compliant
Measurement Uncertainty:		f < 1.0GHz: ±1.1dB, 1.0GHz ≤ f <3.6GHz: ±1.2dB, Measurement Uncertainty:3.6GHz ≤ f <8.0GHz: ±1.6dB, 8.0GHz ≤ f: ±1.9dB	

Table 254 Spurious Emissions (Upper band edge) (Band 66 NB-IoT GB 10 MHz CH BW)

Config I Spurious emissions (Band 66):

Carrier Frequency: 2155.0 MHz			
Frequency Range [MHz]	Emission Frequency [MHz]	Maximum Emission Level [dBm]	Result
QPSK-Modulation TX port 1			
0.009 – 27000	4812	-24.02	compliant
Measurement Uncertainty:		f < 1.0GHz: ±1.1dB, 1.0GHz ≤ f <3.6GHz: ±1.2dB, 3.6GHz ≤ f <8.0GHz: ±1.6dB, 8.0GHz ≤ f: ±1.9dB	

Table 255 Spurious Emissions (Band 66 NB-IoT GB 10 MHz Channel BW)

Config I Lower band edge (Band 7):

Carrier Frequency: 2625.0 MHz			
Frequency Range [MHz]	Emission Frequency [MHz]	Maximum Emission Level [dBm]	Result
QPSK-Modulation TX port 1			
2619 - 2620	2620	-24.09	compliant
2618 - 2619	2618.5	-23.64	compliant
2598 - 2618	2618	-23.47	compliant
Measurement Uncertainty:		$f < 1.0\text{GHz}: \pm 1.1\text{dB},$ $1.0\text{GHz} \leq f < 3.6\text{GHz}: \pm 1.2\text{dB},$ $3.6\text{GHz} \leq f < 8.0\text{GHz}: \pm 1.6\text{dB},$ $8.0\text{GHz} \leq f: \pm 1.9\text{dB}$	

Table 256 Spurious Emissions (Lower band edge) (Band 7 NB-IoT GB 10 MHz CH BW)

Config I Upper band edge (Band 7):

Carrier Frequency: 2685.0 MHz			
Frequency Range [MHz]	Emission Frequency [MHz]	Maximum Emission Level [dBm]	Result
QPSK-Modulation TX port 1			
2690 - 2691	2690	-25.22	compliant
2691 - 2692	2691.5	-22.36	compliant
2692 - 2712	2692	-22.74	compliant
Measurement Uncertainty:		$f < 1.0\text{GHz}: \pm 1.1\text{dB},$ $1.0\text{GHz} \leq f < 3.6\text{GHz}: \pm 1.2\text{dB},$ Measurement Uncertainty: $3.6\text{GHz} \leq f < 8.0\text{GHz}: \pm 1.6\text{dB},$ $8.0\text{GHz} \leq f: \pm 1.9\text{dB}$	

Table 257 Spurious Emissions (Upper band edge) (Band 7 NB-IoT GB 10 MHz CH BW)

Config I Spurious emissions (Band 7):

Carrier Frequency: 2655.0 MHz			
Frequency Range [MHz]	Emission Frequency [MHz]	Maximum Emission Level [dBm]	Result
QPSK-Modulation TX port 1			
0.009 – 27000	4811	-23.85	compliant
Measurement Uncertainty:		$f < 1.0\text{GHz}: \pm 1.1\text{dB},$ $1.0\text{GHz} \leq f < 3.6\text{GHz}: \pm 1.2\text{dB},$ $3.6\text{GHz} \leq f < 8.0\text{GHz}: \pm 1.6\text{dB},$ $8.0\text{GHz} \leq f: \pm 1.9\text{dB}$	

Table 258 Spurious Emissions (Band 7 NB-IoT GB 10 MHz Channel BW)

Config J Lower band edge (Band 25):

Carrier Frequency: 1930.2 MHz			
Frequency Range [MHz]	Emission Frequency [MHz]	Maximum Emission Level [dBm]	Result
QPSK-Modulation TX port 1			
1929 - 1930	1930	-23.11	compliant
1928 - 1929	1928.5	-20.84	compliant
1927 - 1928	1927.5	-23.63	compliant
1907 - 1927	1927	-24.08	compliant
Measurement Uncertainty:		f < 1.0GHz: ±1.1dB, 1.0GHz ≤ f < 3.6GHz: ±1.2dB, 3.6GHz ≤ f < 8.0GHz: ±1.6dB, 8.0GHz ≤ f: ±1.9dB	

Table 259 Spurious Emissions (Lower band edge) (Band 25 NB-IoT SA)

Config J Upper band edge (Band 25):

Carrier Frequency: 1994.8 MHz			
Frequency Range [MHz]	Emission Frequency [MHz]	Maximum Emission Level [dBm]	Result
QPSK-Modulation TX port 1			
1995 - 1996	1995	-23.60	compliant
1996 - 1997	1996.5	-20.43	compliant
1997 - 1998	1997.5	-20.84	compliant
1998 - 2018	1998	-20.27	compliant
Measurement Uncertainty:		f < 1.0GHz: ±1.1dB, 1.0GHz ≤ f < 3.6GHz: ±1.2dB, Measurement Uncertainty: 3.6GHz ≤ f < 8.0GHz: ±1.6dB, 8.0GHz ≤ f: ±1.9dB	

Table 260 Spurious Emissions (Upper band edge) (Band 25 NB-IoT SA)

Config J Spurious emissions (Band 25):

Carrier Frequency: 1930.2 MHz			
Frequency Range [MHz]	Emission Frequency [MHz]	Maximum Emission Level [dBm]	Result
QPSK-Modulation TX port 1			
0.009 – 27000	1994	-20.29	compliant
Measurement Uncertainty:		f < 1.0GHz: ±1.1dB, 1.0GHz ≤ f < 3.6GHz: ±1.2dB, 3.6GHz ≤ f < 8.0GHz: ±1.6dB, 8.0GHz ≤ f: ±1.9dB	

Table 261 Spurious Emissions (Band 25 NB-IoT SA Bottom Channel)

Config J Spurious emissions (Band 25):

Carrier Frequency: 1994.8 MHz			
Frequency Range [MHz]	Emission Frequency [MHz]	Maximum Emission Level [dBm]	Result
QPSK-Modulation TX port 1			
0.009 – 27000	1929	-20.93	compliant
Measurement Uncertainty:		f < 1.0GHz: ±1.1dB, 1.0GHz ≤ f < 3.6GHz: ±1.2dB, 3.6GHz ≤ f < 8.0GHz: ±1.6dB, 8.0GHz ≤ f: ±1.9dB	

Table 262 Spurious Emissions (Band 25 NB-IoT SA Top Channel)

Config J Lower band edge (Band 66):

Carrier Frequency: 2110.2 MHz			
Frequency Range [MHz]	Emission Frequency [MHz]	Maximum Emission Level [dBm]	Result
QPSK-Modulation TX port 1			
2109 - 2110	2110	-23.15	compliant
2108 - 2109	2108.5	-19.38	compliant
2107 - 2108	2107.5	-19.84	compliant
2087 - 2107	2107	-20.22	compliant
Measurement Uncertainty:		f < 1.0GHz: ±1.1dB, 1.0GHz ≤ f < 3.6GHz: ±1.2dB, 3.6GHz ≤ f < 8.0GHz: ±1.6dB, 8.0GHz ≤ f: ±1.9dB	

Table 263 Spurious Emissions (Lower band edge) (Band 66 NB-IoT SA)

Config J Upper band edge (Band 66):

Carrier Frequency: 2199.8 MHz			
Frequency Range [MHz]	Emission Frequency [MHz]	Maximum Emission Level [dBm]	Result
QPSK-Modulation TX port 1			
2200 - 2201	2200	-24.42	compliant
2201 - 2202	2201.5	-19.54	compliant
2202 - 2203	2202.5	-19.74	compliant
2203 - 2223	2203	-20.02	compliant
Measurement Uncertainty:		f < 1.0GHz: ±1.1dB, 1.0GHz ≤ f < 3.6GHz: ±1.2dB, Measurement Uncertainty: 3.6GHz ≤ f < 8.0GHz: ±1.6dB, 8.0GHz ≤ f: ±1.9dB	

Table 264 Spurious Emissions (Upper band edge) (Band 66 NB-IoT SA)

Config J Spurious emissions (Band 66):

Carrier Frequency: 2110.2 MHz			
Frequency Range [MHz]	Emission Frequency [MHz]	Maximum Emission Level [dBm]	Result
QPSK-Modulation TX port 1			
0.009 – 27000	2200	-19.94	compliant
Measurement Uncertainty:		f < 1.0GHz: ±1.1dB, 1.0GHz ≤ f < 3.6GHz: ±1.2dB, 3.6GHz ≤ f < 8.0GHz: ±1.6dB, 8.0GHz ≤ f: ±1.9dB	

Table 265 Spurious Emissions (Band 66 NB-IoT SA Bottom Channel)

Config J Spurious emissions (Band 66):

Carrier Frequency: 2199.8 MHz			
Frequency Range [MHz]	Emission Frequency [MHz]	Maximum Emission Level [dBm]	Result
QPSK-Modulation TX port 1			
0.009 – 27000	1928	-19.59	compliant
Measurement Uncertainty:		f < 1.0GHz: ±1.1dB, 1.0GHz ≤ f < 3.6GHz: ±1.2dB, 3.6GHz ≤ f < 8.0GHz: ±1.6dB, 8.0GHz ≤ f: ±1.9dB	

Table 266 Spurious Emissions (Band 66 NB-IoT SA Top Channel)

Config J Lower band edge (Band 7):

Carrier Frequency: 2620.2 MHz			
Frequency Range [MHz]	Emission Frequency [MHz]	Maximum Emission Level [dBm]	Result
QPSK-Modulation TX port 1			
2619 - 2620	2620	-22.33	compliant
2618 - 2619	2618.5	-20.75	compliant
2617 - 2618	2617.5	-22.15	compliant
2597 - 2617	2617	-21.36	compliant
Measurement Uncertainty:		f < 1.0GHz: ±1.1dB, 1.0GHz ≤ f < 3.6GHz: ±1.2dB, 3.6GHz ≤ f < 8.0GHz: ±1.6dB, 8.0GHz ≤ f: ±1.9dB	

Table 267 Spurious Emissions (Lower band edge) (Band 7 NB-IoT SA)

Config J Upper band edge (Band 7):

Carrier Frequency: 2689.8 MHz			
Frequency Range [MHz]	Emission Frequency [MHz]	Maximum Emission Level [dBm]	Result
QPSK-Modulation TX port 1			
2690 - 2691	2690	-23.37	compliant
2691 - 2692	2691.5	-21.06	compliant
2692 - 2693	2692.5	-22.17	compliant
2693 - 2713	2693	-21.95	compliant
Measurement Uncertainty:		f < 1.0GHz: ±1.1dB, 1.0GHz ≤ f < 3.6GHz: ±1.2dB, Measurement Uncertainty: 3.6GHz ≤ f < 8.0GHz: ±1.6dB, 8.0GHz ≤ f: ±1.9dB	

Table 268 Spurious Emissions (Upper band edge) (Band 7 NB-IoT SA)

Config J Spurious emissions (Band 7):

Carrier Frequency: 2620.2 MHz			
Frequency Range [MHz]	Emission Frequency [MHz]	Maximum Emission Level [dBm]	Result
QPSK-Modulation TX port 1			
0.009 – 27000	2688	-20.32	compliant
Measurement Uncertainty:		f < 1.0GHz: ±1.1dB, 1.0GHz ≤ f < 3.6GHz: ±1.2dB, 3.6GHz ≤ f < 8.0GHz: ±1.6dB, 8.0GHz ≤ f: ±1.9dB	

Table 269 Spurious Emissions (Band 7 NB-IoT SA Bottom Channel)

Config J Spurious emissions (Band 7):

Carrier Frequency: 2689.8 MHz			
Frequency Range [MHz]	Emission Frequency [MHz]	Maximum Emission Level [dBm]	Result
QPSK-Modulation TX port 1			
0.009 – 27000	2620	-21.88	compliant
Measurement Uncertainty:		f < 1.0GHz: ±1.1dB, 1.0GHz ≤ f < 3.6GHz: ±1.2dB, 3.6GHz ≤ f < 8.0GHz: ±1.6dB, 8.0GHz ≤ f: ±1.9dB	

Table 270 Spurious Emissions (Band 7 NB-IoT SA Top Channel)

Config K Lower band edge (Band 25):

Carrier Frequency: 1940.0 MHz			
Frequency Range [MHz]	Emission Frequency [MHz]	Maximum Emission Level [dBm]	Result
QPSK-Modulation TX port 1			
1929 - 1930	1930	-25.01	compliant
1928 - 1929	1928.5	-23.09	compliant
1908 - 1928	1928	-24.37	compliant
Measurement Uncertainty:		$f < 1.0\text{GHz}: \pm 1.1\text{dB},$ $1.0\text{GHz} \leq f < 3.6\text{GHz}: \pm 1.2\text{dB},$ $3.6\text{GHz} \leq f < 8.0\text{GHz}: \pm 1.6\text{dB},$ $8.0\text{GHz} \leq f: \pm 1.9\text{dB}$	

Table 271 Spurious Emissions (Lower band edge) (Band 25 NB-IoT IB 20 MHz CH BW)

Config K Upper band edge (Band 25):

Carrier Frequency: 1985.0 MHz			
Frequency Range [MHz]	Emission Frequency [MHz]	Maximum Emission Level [dBm]	Result
QPSK-Modulation TX port 1			
1995 - 1996	1995	-24.18	compliant
1996 - 1997	1996.5	-22.61	compliant
1997 - 2017	1997	-22.21	compliant
Measurement Uncertainty:		$f < 1.0\text{GHz}: \pm 1.1\text{dB},$ $1.0\text{GHz} \leq f < 3.6\text{GHz}: \pm 1.2\text{dB},$ Measurement Uncertainty: $3.6\text{GHz} \leq f < 8.0\text{GHz}: \pm 1.6\text{dB},$ $8.0\text{GHz} \leq f: \pm 1.9\text{dB}$	

Table 272 Spurious Emissions (Upper band edge) (Band 25 NB-IoT IB 20 MHz CH BW)

Config K Spurious emissions (Band 25):

Carrier Frequency: 1962.5 MHz			
Frequency Range [MHz]	Emission Frequency [MHz]	Maximum Emission Level [dBm]	Result
QPSK-Modulation TX port 1			
0.009 – 27000	2990	-22.74	compliant
Measurement Uncertainty:		$f < 1.0\text{GHz}: \pm 1.1\text{dB},$ $1.0\text{GHz} \leq f < 3.6\text{GHz}: \pm 1.2\text{dB},$ $3.6\text{GHz} \leq f < 8.0\text{GHz}: \pm 1.6\text{dB},$ $8.0\text{GHz} \leq f: \pm 1.9\text{dB}$	

Table 273 Spurious Emissions (Band 25 NB-IoT IB 20 MHz Channel BW)

Config K Lower band edge (Band 66):

Carrier Frequency: 2120.0 MHz			
Frequency Range [MHz]	Emission Frequency [MHz]	Maximum Emission Level [dBm]	Result
QPSK-Modulation TX port 1			
2109 - 2110	2110	-24.47	compliant
2108 - 2109	2108.5	-21.41	compliant
2088 - 2108	2108	-22.05	compliant
Measurement Uncertainty:		$f < 1.0\text{GHz}: \pm 1.1\text{dB},$ $1.0\text{GHz} \leq f < 3.6\text{GHz}: \pm 1.2\text{dB},$ $3.6\text{GHz} \leq f < 8.0\text{GHz}: \pm 1.6\text{dB},$ $8.0\text{GHz} \leq f: \pm 1.9\text{dB}$	

Table 274 Spurious Emissions (Lower band edge) (Band 66 NB-IoT IB 20 MHz CH BW)

Config K Upper band edge (Band 66):

Carrier Frequency: 2190.0 MHz			
Frequency Range [MHz]	Emission Frequency [MHz]	Maximum Emission Level [dBm]	Result
QPSK-Modulation TX port 1			
2200 - 2201	2200	-24.20	compliant
2201 - 2202	2201.5	-21.55	compliant
2202 - 2222	2202	-21.17	compliant
Measurement Uncertainty:		$f < 1.0\text{GHz}: \pm 1.1\text{dB},$ $1.0\text{GHz} \leq f < 3.6\text{GHz}: \pm 1.2\text{dB},$ Measurement Uncertainty: $3.6\text{GHz} \leq f < 8.0\text{GHz}: \pm 1.6\text{dB},$ $8.0\text{GHz} \leq f: \pm 1.9\text{dB}$	

Table 275 Spurious Emissions (Upper band edge) (Band 66 NB-IoT IB 20 MHz CH BW)

Config K Spurious emissions (Band 66):

Carrier Frequency: 2155.0 MHz			
Frequency Range [MHz]	Emission Frequency [MHz]	Maximum Emission Level [dBm]	Result
QPSK-Modulation TX port 1			
0.009 – 27000	4820	-24.12	compliant
Measurement Uncertainty:		$f < 1.0\text{GHz}: \pm 1.1\text{dB},$ $1.0\text{GHz} \leq f < 3.6\text{GHz}: \pm 1.2\text{dB},$ $3.6\text{GHz} \leq f < 8.0\text{GHz}: \pm 1.6\text{dB},$ $8.0\text{GHz} \leq f: \pm 1.9\text{dB}$	

Table 276 Spurious Emissions (Band 66 NB-IoT IB 20 MHz Channel BW)

Config K Lower band edge (Band 7):

Carrier Frequency: 2630.0 MHz			
Frequency Range [MHz]	Emission Frequency [MHz]	Maximum Emission Level [dBm]	Result
QPSK-Modulation TX port 1			
2619 - 2620	2620	-25.75	compliant
2618 - 2619	2618.5	-23.54	compliant
2598 - 2618	2618	-24.32	compliant
Measurement Uncertainty:		$f < 1.0\text{GHz}: \pm 1.1\text{dB},$ $1.0\text{GHz} \leq f < 3.6\text{GHz}: \pm 1.2\text{dB},$ $3.6\text{GHz} \leq f < 8.0\text{GHz}: \pm 1.6\text{dB},$ $8.0\text{GHz} \leq f: \pm 1.9\text{dB}$	

Table 277 Spurious Emissions (Lower band edge) (Band 7 NB-IoT IB 20 MHz CH BW)

Config K Upper band edge (Band 7):

Carrier Frequency: 2680.0 MHz			
Frequency Range [MHz]	Emission Frequency [MHz]	Maximum Emission Level [dBm]	Result
QPSK-Modulation TX port 1			
2690 - 2691	2690	-25.18	compliant
2691 - 2692	2691.5	-23.30	compliant
2692 - 2712	2692	-22.93	compliant
Measurement Uncertainty:		$f < 1.0\text{GHz}: \pm 1.1\text{dB},$ $1.0\text{GHz} \leq f < 3.6\text{GHz}: \pm 1.2\text{dB},$ Measurement Uncertainty: $3.6\text{GHz} \leq f < 8.0\text{GHz}: \pm 1.6\text{dB},$ $8.0\text{GHz} \leq f: \pm 1.9\text{dB}$	

Table 278 Spurious Emissions (Upper band edge) (Band 7 NB-IoT IB 20 MHz CH BW)

Config K Spurious emissions (Band 7):

Carrier Frequency: 2655.0 MHz			
Frequency Range [MHz]	Emission Frequency [MHz]	Maximum Emission Level [dBm]	Result
QPSK-Modulation TX port 1			
0.009 – 27000	4816	-23.91	compliant
Measurement Uncertainty:		$f < 1.0\text{GHz}: \pm 1.1\text{dB},$ $1.0\text{GHz} \leq f < 3.6\text{GHz}: \pm 1.2\text{dB},$ $3.6\text{GHz} \leq f < 8.0\text{GHz}: \pm 1.6\text{dB},$ $8.0\text{GHz} \leq f: \pm 1.9\text{dB}$	

Table 279 Spurious Emissions (Band 7 NB-IoT IB 20 MHz Channel BW)

Config L Lower band edge (Band 25):

Carrier Frequency: 1937.5 MHz			
Frequency Range [MHz]	Emission Frequency [MHz]	Maximum Emission Level [dBm]	Result
QPSK-Modulation TX port 1			
1929 - 1930	1930	-20.97	compliant
1928 - 1929	1928.5	-23.13	compliant
1908 - 1928	1928	-24.13	compliant
Measurement Uncertainty:		$f < 1.0\text{GHz}: \pm 1.1\text{dB},$ $1.0\text{GHz} \leq f < 3.6\text{GHz}: \pm 1.2\text{dB},$ $3.6\text{GHz} \leq f < 8.0\text{GHz}: \pm 1.6\text{dB},$ $8.0\text{GHz} \leq f: \pm 1.9\text{dB}$	

Table 280 Spurious Emissions (Lower band edge) (Band 25 NB-IoT IB 15 MHz CH BW)

Config L Upper band edge (Band 25):

Carrier Frequency: 1987.5 MHz			
Frequency Range [MHz]	Emission Frequency [MHz]	Maximum Emission Level [dBm]	Result
QPSK-Modulation TX port 1			
1995 - 1996	1995	-20.82	compliant
1996 - 1997	1996.5	-22.53	compliant
1997 - 2017	1997	-22.37	compliant
Measurement Uncertainty:		$f < 1.0\text{GHz}: \pm 1.1\text{dB},$ $1.0\text{GHz} \leq f < 3.6\text{GHz}: \pm 1.2\text{dB},$ Measurement Uncertainty: $3.6\text{GHz} \leq f < 8.0\text{GHz}: \pm 1.6\text{dB},$ $8.0\text{GHz} \leq f: \pm 1.9\text{dB}$	

Table 281 Spurious Emissions (Upper band edge) (Band 25 NB-IoT IB 15 MHz CH BW)

Config L Spurious emissions (Band 25):

Carrier Frequency: 1962.5 MHz			
Frequency Range [MHz]	Emission Frequency [MHz]	Maximum Emission Level [dBm]	Result
QPSK-Modulation TX port 1			
0.009 – 27000	2849	-22.56	compliant
Measurement Uncertainty:		$f < 1.0\text{GHz}: \pm 1.1\text{dB},$ $1.0\text{GHz} \leq f < 3.6\text{GHz}: \pm 1.2\text{dB},$ $3.6\text{GHz} \leq f < 8.0\text{GHz}: \pm 1.6\text{dB},$ $8.0\text{GHz} \leq f: \pm 1.9\text{dB}$	

Table 282 Spurious Emissions (Band 25 NB-IoT IB 15 MHz Channel BW)

Config L Lower band edge (Band 66):

Carrier Frequency: 2117.5 MHz			
Frequency Range [MHz]	Emission Frequency [MHz]	Maximum Emission Level [dBm]	Result
QPSK-Modulation TX port 1			
2109 - 2110	2110	-20.56	compliant
2108 - 2109	2108.5	-21.32	compliant
2088 - 2108	2108	-21.52	compliant
Measurement Uncertainty:		$f < 1.0\text{GHz}: \pm 1.1\text{dB},$ $1.0\text{GHz} \leq f < 3.6\text{GHz}: \pm 1.2\text{dB},$ $3.6\text{GHz} \leq f < 8.0\text{GHz}: \pm 1.6\text{dB},$ $8.0\text{GHz} \leq f: \pm 1.9\text{dB}$	

Table 283 Spurious Emissions (Lower band edge) (Band 66 NB-IoT IB 15 MHz CH BW)

Config L Upper band edge (Band 66):

Carrier Frequency: 2192.5 MHz			
Frequency Range [MHz]	Emission Frequency [MHz]	Maximum Emission Level [dBm]	Result
QPSK-Modulation TX port 1			
2200 - 2201	2200	-21.27	compliant
2201 - 2202	2201.5	-21.50	compliant
2202 - 2222	2202	-21.32	compliant
Measurement Uncertainty:		$f < 1.0\text{GHz}: \pm 1.1\text{dB},$ $1.0\text{GHz} \leq f < 3.6\text{GHz}: \pm 1.2\text{dB},$ Measurement Uncertainty: $3.6\text{GHz} \leq f < 8.0\text{GHz}: \pm 1.6\text{dB},$ $8.0\text{GHz} \leq f: \pm 1.9\text{dB}$	

Table 284 Spurious Emissions (Upper band edge) (Band 66 NB-IoT IB 15 MHz CH BW)

Config L Spurious emissions (Band 66):

Carrier Frequency: 2155.0 MHz			
Frequency Range [MHz]	Emission Frequency [MHz]	Maximum Emission Level [dBm]	Result
QPSK-Modulation TX port 1			
0.009 – 27000	4814	-23.98	compliant
Measurement Uncertainty:		$f < 1.0\text{GHz}: \pm 1.1\text{dB},$ $1.0\text{GHz} \leq f < 3.6\text{GHz}: \pm 1.2\text{dB},$ $3.6\text{GHz} \leq f < 8.0\text{GHz}: \pm 1.6\text{dB},$ $8.0\text{GHz} \leq f: \pm 1.9\text{dB}$	

Table 285 Spurious Emissions (Band 66 NB-IoT IB 15 MHz Channel BW)

Config L Lower band edge (Band 7):

Carrier Frequency: 2627.5 MHz			
Frequency Range [MHz]	Emission Frequency [MHz]	Maximum Emission Level [dBm]	Result
QPSK-Modulation TX port 1			
2619 - 2620	2620	-21.80	compliant
2618 - 2619	2618.5	-23.78	compliant
2598 - 2618	2618	-24.38	compliant
Measurement Uncertainty:		$f < 1.0\text{GHz}: \pm 1.1\text{dB},$ $1.0\text{GHz} \leq f < 3.6\text{GHz}: \pm 1.2\text{dB},$ $3.6\text{GHz} \leq f < 8.0\text{GHz}: \pm 1.6\text{dB},$ $8.0\text{GHz} \leq f: \pm 1.9\text{dB}$	

Table 286 Spurious Emissions (Lower band edge) (Band 7 NB-IoT IB 15 MHz CH BW)

Config L Upper band edge (Band 7):

Carrier Frequency: 2682.5 MHz			
Frequency Range [MHz]	Emission Frequency [MHz]	Maximum Emission Level [dBm]	Result
QPSK-Modulation TX port 1			
2690 - 2691	2690	-21.44	compliant
2691 - 2692	2691.5	-23.16	compliant
2692 - 2712	2693	-23.27	compliant
Measurement Uncertainty:		$f < 1.0\text{GHz}: \pm 1.1\text{dB},$ $1.0\text{GHz} \leq f < 3.6\text{GHz}: \pm 1.2\text{dB},$ Measurement Uncertainty: $3.6\text{GHz} \leq f < 8.0\text{GHz}: \pm 1.6\text{dB},$ $8.0\text{GHz} \leq f: \pm 1.9\text{dB}$	

Table 287 Spurious Emissions (Upper band edge) (Band 7 NB-IoT IB 15 MHz CH BW)

Config L Spurious emissions (Band 7):

Carrier Frequency: 2655.0 MHz			
Frequency Range [MHz]	Emission Frequency [MHz]	Maximum Emission Level [dBm]	Result
QPSK-Modulation TX port 1			
0.009 – 27000	4809	-24.08	compliant
Measurement Uncertainty:		$f < 1.0\text{GHz}: \pm 1.1\text{dB},$ $1.0\text{GHz} \leq f < 3.6\text{GHz}: \pm 1.2\text{dB},$ $3.6\text{GHz} \leq f < 8.0\text{GHz}: \pm 1.6\text{dB},$ $8.0\text{GHz} \leq f: \pm 1.9\text{dB}$	

Table 288 Spurious Emissions (Band 7 NB-IoT IB 15 MHz Channel BW)

Config M Lower band edge (Band 25):

Carrier Frequency: 1935.0 MHz			
Frequency Range [MHz]	Emission Frequency [MHz]	Maximum Emission Level [dBm]	Result
QPSK-Modulation TX port 1			
1929 - 1930	1930	-26.06	compliant
1928 - 1929	1928.5	-22.06	compliant
1908 - 1928	1928	-23.91	compliant
Measurement Uncertainty:		$f < 1.0\text{GHz}: \pm 1.1\text{dB},$ $1.0\text{GHz} \leq f < 3.6\text{GHz}: \pm 1.2\text{dB},$ $3.6\text{GHz} \leq f < 8.0\text{GHz}: \pm 1.6\text{dB},$ $8.0\text{GHz} \leq f: \pm 1.9\text{dB}$	

Table 289 Spurious Emissions (Lower band edge) (Band 25 NB-IoT IB 10 MHz CH BW)

Config M Upper band edge (Band 25):

Carrier Frequency: 1990.0 MHz			
Frequency Range [MHz]	Emission Frequency [MHz]	Maximum Emission Level [dBm]	Result
QPSK-Modulation TX port 1			
1995 - 1996	1995	-25.45	compliant
1996 - 1997	1996.5	-21.22	compliant
1997 - 2017	1997	-22.45	compliant
Measurement Uncertainty:		$f < 1.0\text{GHz}: \pm 1.1\text{dB},$ $1.0\text{GHz} \leq f < 3.6\text{GHz}: \pm 1.2\text{dB},$ Measurement Uncertainty: $3.6\text{GHz} \leq f < 8.0\text{GHz}: \pm 1.6\text{dB},$ $8.0\text{GHz} \leq f: \pm 1.9\text{dB}$	

Table 290 Spurious Emissions (Upper band edge) (Band 25 NB-IoT IB 10 MHz CH BW)

Config M Spurious emissions (Band 25):

Carrier Frequency: 1962.5 MHz			
Frequency Range [MHz]	Emission Frequency [MHz]	Maximum Emission Level [dBm]	Result
QPSK-Modulation TX port 1			
0.009 – 27000	2845	-22.28	compliant
Measurement Uncertainty:		$f < 1.0\text{GHz}: \pm 1.1\text{dB},$ $1.0\text{GHz} \leq f < 3.6\text{GHz}: \pm 1.2\text{dB},$ $3.6\text{GHz} \leq f < 8.0\text{GHz}: \pm 1.6\text{dB},$ $8.0\text{GHz} \leq f: \pm 1.9\text{dB}$	

Table 291 Spurious Emissions (Band 25 NB-IoT IB 10 MHz Channel BW)

Config M Lower band edge (Band 66):

Carrier Frequency: 2115.0 MHz			
Frequency Range [MHz]	Emission Frequency [MHz]	Maximum Emission Level [dBm]	Result
QPSK-Modulation TX port 1			
2109 - 2110	2110	-24.86	compliant
2108 - 2109	2108.5	-20.80	compliant
2088 - 2108	2108	-22.29	compliant
Measurement Uncertainty:		$f < 1.0\text{GHz}: \pm 1.1\text{dB},$ $1.0\text{GHz} \leq f < 3.6\text{GHz}: \pm 1.2\text{dB},$ $3.6\text{GHz} \leq f < 8.0\text{GHz}: \pm 1.6\text{dB},$ $8.0\text{GHz} \leq f: \pm 1.9\text{dB}$	

Table 292 Spurious Emissions (Lower band edge) (Band 66 NB-IoT IB 10 MHz CH BW)

Config M Upper band edge (Band 66):

Carrier Frequency: 2195.0 MHz			
Frequency Range [MHz]	Emission Frequency [MHz]	Maximum Emission Level [dBm]	Result
QPSK-Modulation TX port 1			
2200 - 2201	2200	-25.18	compliant
2201 - 2202	2201.5	-21.30	compliant
2202 - 2222	2202	-21.01	compliant
Measurement Uncertainty:		$f < 1.0\text{GHz}: \pm 1.1\text{dB},$ $1.0\text{GHz} \leq f < 3.6\text{GHz}: \pm 1.2\text{dB},$ Measurement Uncertainty: $3.6\text{GHz} \leq f < 8.0\text{GHz}: \pm 1.6\text{dB},$ $8.0\text{GHz} \leq f: \pm 1.9\text{dB}$	

Table 293 Spurious Emissions (Upper band edge) (Band 66 NB-IoT IB 10 MHz CH BW)

Config M Spurious emissions (Band 66):

Carrier Frequency: 2155.0 MHz			
Frequency Range [MHz]	Emission Frequency [MHz]	Maximum Emission Level [dBm]	Result
QPSK-Modulation TX port 1			
0.009 - 27000	4810	-23.75	compliant
Measurement Uncertainty:		$f < 1.0\text{GHz}: \pm 1.1\text{dB},$ $1.0\text{GHz} \leq f < 3.6\text{GHz}: \pm 1.2\text{dB},$ $3.6\text{GHz} \leq f < 8.0\text{GHz}: \pm 1.6\text{dB},$ $8.0\text{GHz} \leq f: \pm 1.9\text{dB}$	

Table 294 Spurious Emissions (Band 66 NB-IoT IB 10 MHz Channel BW)

Config M Lower band edge (Band 7):

Carrier Frequency: 2625.0 MHz			
Frequency Range [MHz]	Emission Frequency [MHz]	Maximum Emission Level [dBm]	Result
QPSK-Modulation TX port 1			
2619 - 2620	2620	-25.39	compliant
2618 - 2619	2618.5	-22.11	compliant
2598 - 2618	2618	-23.42	compliant
Measurement Uncertainty:		$f < 1.0\text{GHz}: \pm 1.1\text{dB},$ $1.0\text{GHz} \leq f < 3.6\text{GHz}: \pm 1.2\text{dB},$ $3.6\text{GHz} \leq f < 8.0\text{GHz}: \pm 1.6\text{dB},$ $8.0\text{GHz} \leq f: \pm 1.9\text{dB}$	

Table 295 Spurious Emissions (Lower band edge) (Band 7 NB-IoT IB 10 MHz CH BW)

Config M Upper band edge (Band 7):

Carrier Frequency: 2685.0 MHz			
Frequency Range [MHz]	Emission Frequency [MHz]	Maximum Emission Level [dBm]	Result
QPSK-Modulation TX port 1			
2690 - 2691	2690	-25.07	compliant
2691 - 2692	2691.5	-22.62	compliant
2692 - 2712	2692	-23.09	compliant
Measurement Uncertainty:		$f < 1.0\text{GHz}: \pm 1.1\text{dB},$ $1.0\text{GHz} \leq f < 3.6\text{GHz}: \pm 1.2\text{dB},$ Measurement Uncertainty: $3.6\text{GHz} \leq f < 8.0\text{GHz}: \pm 1.6\text{dB},$ $8.0\text{GHz} \leq f: \pm 1.9\text{dB}$	

Table 296 Spurious Emissions (Upper band edge) (Band 7 NB-IoT IB 10 MHz CH BW)

Config M Spurious emissions (Band 7):

Carrier Frequency: 2655.0 MHz			
Frequency Range [MHz]	Emission Frequency [MHz]	Maximum Emission Level [dBm]	Result
QPSK-Modulation TX port 1			
0.009 – 27000	4809	-23.83	compliant
Measurement Uncertainty:		$f < 1.0\text{GHz}: \pm 1.1\text{dB},$ $1.0\text{GHz} \leq f < 3.6\text{GHz}: \pm 1.2\text{dB},$ $3.6\text{GHz} \leq f < 8.0\text{GHz}: \pm 1.6\text{dB},$ $8.0\text{GHz} \leq f: \pm 1.9\text{dB}$	

Table 297 Spurious Emissions (Band 7 NB-IoT IB 10 MHz Channel BW)

Config N Lower band edge (Band 25):

Carrier Frequency: 1932.5 MHz			
Frequency Range [MHz]	Emission Frequency [MHz]	Maximum Emission Level [dBm]	Result
QPSK-Modulation TX port 1			
1929 - 1930	1930	-26.64	compliant
1928 - 1929	1928.5	-23.69	compliant
1908 - 1928	1928	-24.33	compliant
Measurement Uncertainty:		$f < 1.0\text{GHz}: \pm 1.1\text{dB},$ $1.0\text{GHz} \leq f < 3.6\text{GHz}: \pm 1.2\text{dB},$ $3.6\text{GHz} \leq f < 8.0\text{GHz}: \pm 1.6\text{dB},$ $8.0\text{GHz} \leq f: \pm 1.9\text{dB}$	

Table 298 Spurious Emissions (Lower band edge) (Band 25 NB-IoT IB 5 MHz CH BW)

Config N Upper band edge (Band 25):

Carrier Frequency: 1992.5 MHz			
Frequency Range [MHz]	Emission Frequency [MHz]	Maximum Emission Level [dBm]	Result
QPSK-Modulation TX port 1			
1995 - 1996	1995	-25.89	compliant
1996 - 1997	1996.5	-22.13	compliant
1997 - 2017	1997	-21.60	compliant
Measurement Uncertainty:		$f < 1.0\text{GHz}: \pm 1.1\text{dB},$ $1.0\text{GHz} \leq f < 3.6\text{GHz}: \pm 1.2\text{dB},$ Measurement Uncertainty: $3.6\text{GHz} \leq f < 8.0\text{GHz}: \pm 1.6\text{dB},$ $8.0\text{GHz} \leq f: \pm 1.9\text{dB}$	

Table 299 Spurious Emissions (Upper band edge) (Band 25 NB-IoT IB 5 MHz CH BW)

Config N Spurious emissions (Band 25):

Carrier Frequency: 1962.5 MHz			
Frequency Range [MHz]	Emission Frequency [MHz]	Maximum Emission Level [dBm]	Result
QPSK-Modulation TX port 1			
0.009 – 27000	4811	-23.83	compliant
Measurement Uncertainty:		$f < 1.0\text{GHz}: \pm 1.1\text{dB},$ $1.0\text{GHz} \leq f < 3.6\text{GHz}: \pm 1.2\text{dB},$ $3.6\text{GHz} \leq f < 8.0\text{GHz}: \pm 1.6\text{dB},$ $8.0\text{GHz} \leq f: \pm 1.9\text{dB}$	

Table 300 Spurious Emissions (Band 25 NB-IoT IB 5 MHz Channel BW)

Config N Lower band edge (Band 66):

Carrier Frequency: 2112.5 MHz			
Frequency Range [MHz]	Emission Frequency [MHz]	Maximum Emission Level [dBm]	Result
QPSK-Modulation TX port 1			
2109 - 2110	2110	-26.55	compliant
2108 - 2109	2108.5	-22.11	compliant
2088 - 2108	2108	-23.76	compliant
Measurement Uncertainty:		f < 1.0GHz: ±1.1dB, 1.0GHz ≤ f < 3.6GHz: ±1.2dB, 3.6GHz ≤ f < 8.0GHz: ±1.6dB, 8.0GHz ≤ f: ±1.9dB	

Table 301 Spurious Emissions (Lower band edge) (Band 66 NB-IoT IB 5 MHz CH BW)

Config N Upper band edge (Band 66):

Carrier Frequency: 2197.5 MHz			
Frequency Range [MHz]	Emission Frequency [MHz]	Maximum Emission Level [dBm]	Result
QPSK-Modulation TX port 1			
2200 - 2201	2200	-24.78	compliant
2201 - 2202	2201.5	-21.01	compliant
2202 - 2222	2202	-21.39	compliant
Measurement Uncertainty:		f < 1.0GHz: ±1.1dB, 1.0GHz ≤ f < 3.6GHz: ±1.2dB, Measurement Uncertainty: 3.6GHz ≤ f < 8.0GHz: ±1.6dB, 8.0GHz ≤ f: ±1.9dB	

Table 302 Spurious Emissions (Upper band edge) (Band 66 NB-IoT IB 5 MHz CH BW)

Config N Spurious emissions (Band 66):

Carrier Frequency: 2155.0 MHz			
Frequency Range [MHz]	Emission Frequency [MHz]	Maximum Emission Level [dBm]	Result
QPSK-Modulation TX port 1			
0.009 – 27000	4809	-23.65	compliant
Measurement Uncertainty:		f < 1.0GHz: ±1.1dB, 1.0GHz ≤ f < 3.6GHz: ±1.2dB, 3.6GHz ≤ f < 8.0GHz: ±1.6dB, 8.0GHz ≤ f: ±1.9dB	

Table 303 Spurious Emissions (Band 66 NB-IoT IB 5 MHz Channel BW)

Config N Lower band edge (Band 7):

Carrier Frequency: 2622.5 MHz			
Frequency Range [MHz]	Emission Frequency [MHz]	Maximum Emission Level [dBm]	Result
QPSK-Modulation TX port 1			
2619 - 2620	2620	-25.23	compliant
2618 - 2619	2618.5	-23.65	compliant
2598 - 2618	2618	-23.79	compliant
Measurement Uncertainty:		f < 1.0GHz: ±1.1dB, 1.0GHz ≤ f < 3.6GHz: ±1.2dB, 3.6GHz ≤ f < 8.0GHz: ±1.6dB, 8.0GHz ≤ f: ±1.9dB	

Table 304 Spurious Emissions (Lower band edge) (Band 7 NB-IoT IB 5 MHz CH BW)

Config N Upper band edge (Band 7):

Carrier Frequency: 2687.5 MHz			
Frequency Range [MHz]	Emission Frequency [MHz]	Maximum Emission Level [dBm]	Result
QPSK-Modulation TX port 1			
2690 - 2691	2690	-25.33	compliant
2691 - 2692	2691.5	-23.23	compliant
2692 - 2712	2692	-24.36	compliant
Measurement Uncertainty:		f < 1.0GHz: ±1.1dB, 1.0GHz ≤ f < 3.6GHz: ±1.2dB, Measurement Uncertainty: 3.6GHz ≤ f < 8.0GHz: ±1.6dB, 8.0GHz ≤ f: ±1.9dB	

Table 305 Spurious Emissions (Upper band edge) (Band 7 NB-IoT IB 5 MHz CH BW)

Config N Spurious emissions (Band 7):

Carrier Frequency: 2655.0 MHz			
Frequency Range [MHz]	Emission Frequency [MHz]	Maximum Emission Level [dBm]	Result
QPSK-Modulation TX port 1			
0.009 – 27000	4810	-23.56	compliant
Measurement Uncertainty:		f < 1.0GHz: ±1.1dB, 1.0GHz ≤ f < 3.6GHz: ±1.2dB, 3.6GHz ≤ f < 8.0GHz: ±1.6dB, 8.0GHz ≤ f: ±1.9dB	

Table 306 Spurious Emissions (Band 7 NB-IoT IB 5 MHz Channel BW)

Config O Lower band edge (Band 25):

Carrier Frequency: 1932.5 / 1937.5 / 1992.5 / 2155.0 / 2655.0 MHz			
Frequency Range [MHz]	Emission Frequency [MHz]	Maximum Emission Level [dBm]	Result
QPSK-Modulation TX port 1			
1929 - 1930	1930	-24.49	compliant
1928 - 1929	1928.5	-20.30	compliant
1908 - 1928	1928	-20.10	compliant
Measurement Uncertainty:		$f < 1.0\text{GHz}: \pm 1.1\text{dB},$ $1.0\text{GHz} \leq f < 3.6\text{GHz}: \pm 1.2\text{dB},$ $3.6\text{GHz} \leq f < 8.0\text{GHz}: \pm 1.6\text{dB},$ $8.0\text{GHz} \leq f: \pm 1.9\text{dB}$	

Table 307 Spurious Emissions (Lower band edge) (Band 25 3x E-UTRA 5MHz + Band 66 E-UTRA 10MHz + Band 7 E-UTRA 5MHz)

Config O Upper band edge (Band 25):

Carrier Frequency: 1932.5 / 1937.5 / 1992.5 / 2155.0 / 2655.0 MHz			
Frequency Range [MHz]	Emission Frequency [MHz]	Maximum Emission Level [dBm]	Result
QPSK-Modulation TX port 1			
1995 - 1996	1995	-28.19	compliant
1996 - 1997	1996.5	-20.35	compliant
1997 - 2017	1997	-21.08	compliant
Measurement Uncertainty:		$f < 1.0\text{GHz}: \pm 1.1\text{dB},$ $1.0\text{GHz} \leq f < 3.6\text{GHz}: \pm 1.2\text{dB},$ Measurement Uncertainty: $3.6\text{GHz} \leq f < 8.0\text{GHz}: \pm 1.6\text{dB},$ $8.0\text{GHz} \leq f: \pm 1.9\text{dB}$	

Table 308 Spurious Emissions (Upper band edge) (Band 25 3x E-UTRA 5MHz + Band 66 E-UTRA 10MHz + Band 7 E-UTRA 5MHz)

Config O Spurious emissions:

Carrier Frequency: 1932.5 / 1937.5 / 1992.5 / 2155.0 / 2655.0 MHz			
Frequency Range [MHz]	Emission Frequency [MHz]	Maximum Emission Level [dBm]	Result
QPSK-Modulation TX port 1			
0.009 - 27000	2873	-22.44	compliant
Measurement Uncertainty:		$f < 1.0\text{GHz}: \pm 1.1\text{dB},$ $1.0\text{GHz} \leq f < 3.6\text{GHz}: \pm 1.2\text{dB},$ $3.6\text{GHz} \leq f < 8.0\text{GHz}: \pm 1.6\text{dB},$ $8.0\text{GHz} \leq f: \pm 1.9\text{dB}$	

Table 309 Spurious Emissions (Band 25 3x E-UTRA 5MHz + Band 66 E-UTRA 10MHz + Band 7 E-UTRA 5MHz)

Config P Lower band edge (Band 25):

Carrier Frequency: 1940.0 / 1960.0 / 2155.0 / 2655.0 MHz			
Frequency Range [MHz]	Emission Frequency [MHz]	Maximum Emission Level [dBm]	Result
QPSK-Modulation TX port 1			
1929 - 1930	1930	-20.98	compliant
1928 - 1929	1928.5	-21.50	compliant
1908 - 1928	1928	-21.17	compliant
Measurement Uncertainty:		f < 1.0GHz: ±1.1dB, 1.0GHz ≤ f < 3.6GHz: ±1.2dB, 3.6GHz ≤ f < 8.0GHz: ±1.6dB, 8.0GHz ≤ f: ±1.9dB	

Table 310 Spurious Emissions (Lower band edge) (Band 25 2x E-UTRA 20MHz + Band 66 E-UTRA 20MHz + Band 7 E-UTRA 20MHz)

Config P Spurious emissions:

Carrier Frequency: 1940.0 / 1960.0 / 2155.0 / 2655.0 MHz			
Frequency Range [MHz]	Emission Frequency [MHz]	Maximum Emission Level [dBm]	Result
QPSK-Modulation TX port 1			
0.009 – 27000	2990	-22.84	compliant
Measurement Uncertainty:		f < 1.0GHz: ±1.1dB, 1.0GHz ≤ f < 3.6GHz: ±1.2dB, 3.6GHz ≤ f < 8.0GHz: ±1.6dB, 8.0GHz ≤ f: ±1.9dB	

Table 311 Spurious Emissions (Band 25 2x E-UTRA 20MHz + Band 66 E-UTRA 20MHz + Band 7 E-UTRA 20MHz)

Config Q Upper band edge (Band 25):

Carrier Frequency: 1965.0 / 1985.0 / 2155.0 / 2655.0 MHz			
Frequency Range [MHz]	Emission Frequency [MHz]	Maximum Emission Level [dBm]	Result
QPSK-Modulation TX port 1			
1995 - 1996	1995	-20.60	compliant
1996 - 1997	1996.5	-20.58	compliant
1997 - 2017	1997	-21.19	compliant
Measurement Uncertainty:		f < 1.0GHz: ±1.1dB, 1.0GHz ≤ f < 3.6GHz: ±1.2dB, Measurement Uncertainty: 3.6GHz ≤ f < 8.0GHz: ±1.6dB, 8.0GHz ≤ f: ±1.9dB	

Table 312 Spurious Emissions (Upper band edge) (Band 25 2x E-UTRA 20MHz + Band 66 E-UTRA 20MHz + Band 7 E-UTRA 20MHz)

Config Q Spurious emissions:

Carrier Frequency: 1965.0 / 1985.0 / 2155.0 / 2655.0 MHz			
Frequency Range [MHz]	Emission Frequency [MHz]	Maximum Emission Level [dBm]	Result
QPSK-Modulation TX port 1			
0.009 – 27000	2821	-22.85	compliant
Measurement Uncertainty:		f < 1.0GHz: ±1.1dB, 1.0GHz ≤ f < 3.6GHz: ±1.2dB, 3.6GHz ≤ f < 8.0GHz: ±1.6dB, 8.0GHz ≤ f: ±1.9dB	

Table 313 Spurious Emissions (Band 25 2x E-UTRA 20MHz + Band 66 E-UTRA 20MHz + Band 7 E-UTRA 20MHz)

Config R Lower band edge (Band 66):

Carrier Frequency: 2112.5 / 2117.5 / 2197.5 / 1962.5 / 2655.0 MHz			
Frequency Range [MHz]	Emission Frequency [MHz]	Maximum Emission Level [dBm]	Result
QPSK-Modulation TX port 1			
2109 - 2110	2110	-23.06	compliant
2108 - 2109	2108.5	-19.26	compliant
2088 - 2108	2108	-19.68	compliant
Measurement Uncertainty:		$f < 1.0\text{GHz}: \pm 1.1\text{dB},$ $1.0\text{GHz} \leq f < 3.6\text{GHz}: \pm 1.2\text{dB},$ $3.6\text{GHz} \leq f < 8.0\text{GHz}: \pm 1.6\text{dB},$ $8.0\text{GHz} \leq f: \pm 1.9\text{dB}$	

Table 314 Spurious Emissions (Lower band edge) (Band 66 3x E-UTRA 5MHz + Band 25 E-UTRA 10MHz + Band 7 E-UTRA 5MHz)

Config R Upper band edge (Band 66):

Carrier Frequency: 2112.5 / 2117.5 / 2197.5 / 1962.5 / 2655.0 MHz			
Frequency Range [MHz]	Emission Frequency [MHz]	Maximum Emission Level [dBm]	Result
QPSK-Modulation TX port 1			
2200 - 2201	2200	-26.89	compliant
2201 - 2202	2201.5	-19.30	compliant
2202 - 2222	2202	-19.70	compliant
Measurement Uncertainty:		$f < 1.0\text{GHz}: \pm 1.1\text{dB},$ $1.0\text{GHz} \leq f < 3.6\text{GHz}: \pm 1.2\text{dB},$ Measurement Uncertainty: $3.6\text{GHz} \leq f < 8.0\text{GHz}: \pm 1.6\text{dB},$ $8.0\text{GHz} \leq f: \pm 1.9\text{dB}$	

Table 315 Spurious Emissions (Upper band edge) (Band 66 3x E-UTRA 5MHz + Band 25 E-UTRA 10MHz + Band 7 E-UTRA 5MHz)

Config R Spurious emissions:

Carrier Frequency: 2112.5 / 2117.5 / 2197.5 / 1962.5 / 2655.0 MHz			
Frequency Range [MHz]	Emission Frequency [MHz]	Maximum Emission Level [dBm]	Result
QPSK-Modulation TX port 1			
0.009 - 27000	2992	-22.61	compliant
Measurement Uncertainty:		$f < 1.0\text{GHz}: \pm 1.1\text{dB},$ $1.0\text{GHz} \leq f < 3.6\text{GHz}: \pm 1.2\text{dB},$ $3.6\text{GHz} \leq f < 8.0\text{GHz}: \pm 1.6\text{dB},$ $8.0\text{GHz} \leq f: \pm 1.9\text{dB}$	

Table 316 Spurious Emissions (Band 66 3x E-UTRA 5MHz + Band 25 E-UTRA 10MHz + Band 7 E-UTRA 5MHz)

Config S Lower band edge (Band 66):

Carrier Frequency: 2120.0 / 2140.0 / 1962.5 / 2655.0 MHz			
Frequency Range [MHz]	Emission Frequency [MHz]	Maximum Emission Level [dBm]	Result
QPSK-Modulation TX port 1			
2109 - 2110	2110	-20.37	compliant
2108 - 2109	2108.5	-19.56	compliant
2088 - 2108	2108	-19.31	compliant
Measurement Uncertainty:		f < 1.0GHz: ±1.1dB, 1.0GHz ≤ f < 3.6GHz: ±1.2dB, 3.6GHz ≤ f < 8.0GHz: ±1.6dB, 8.0GHz ≤ f: ±1.9dB	

Table 317 Spurious Emissions (Lower band edge) (Band 66 2x E-UTRA 20MHz + Band 25 E-UTRA 20MHz + Band 7 E-UTRA 20MHz)

Config S Spurious emissions:

Carrier Frequency: 2120.0 / 2140.0 / 1962.5 / 2655.0 MHz			
Frequency Range [MHz]	Emission Frequency [MHz]	Maximum Emission Level [dBm]	Result
QPSK-Modulation TX port 1			
0.009 – 27000	2201	-21.75	compliant
Measurement Uncertainty:		f < 1.0GHz: ±1.1dB, 1.0GHz ≤ f < 3.6GHz: ±1.2dB, 3.6GHz ≤ f < 8.0GHz: ±1.6dB, 8.0GHz ≤ f: ±1.9dB	

Table 318 Spurious Emissions (Band 66 2x E-UTRA 20MHz + Band 25 E-UTRA 20MHz + Band 7 E-UTRA 20MHz)

Config T Upper band edge (Band 66):

Carrier Frequency: 2170.0 / 2190.0 / 1962.5 / 2655.0 MHz			
Frequency Range [MHz]	Emission Frequency [MHz]	Maximum Emission Level [dBm]	Result
QPSK-Modulation TX port 1			
2200 - 2201	2200	-20.82	compliant
2201 - 2202	2201.5	-20.68	compliant
2202 - 2222	2202	-20.83	compliant
Measurement Uncertainty:		$f < 1.0\text{GHz}: \pm 1.1\text{dB},$ $1.0\text{GHz} \leq f < 3.6\text{GHz}: \pm 1.2\text{dB},$ Measurement Uncertainty: $3.6\text{GHz} \leq f < 8.0\text{GHz}: \pm 1.6\text{dB},$ $8.0\text{GHz} \leq f: \pm 1.9\text{dB}$	

Table 319 Spurious Emissions (Upper band edge) (Band 66 2x E-UTRA 20MHz + Band 25 E-UTRA 20MHz + Band 7 E-UTRA 20MHz)

Config T Spurious emissions:

Carrier Frequency: 2170.0 / 2190.0 / 1962.5 / 2655.0 MHz			
Frequency Range [MHz]	Emission Frequency [MHz]	Maximum Emission Level [dBm]	Result
QPSK-Modulation TX port 1			
0.009 - 27000	2134	-20.45	compliant
Measurement Uncertainty:		$f < 1.0\text{GHz}: \pm 1.1\text{dB},$ $1.0\text{GHz} \leq f < 3.6\text{GHz}: \pm 1.2\text{dB},$ $3.6\text{GHz} \leq f < 8.0\text{GHz}: \pm 1.6\text{dB},$ $8.0\text{GHz} \leq f: \pm 1.9\text{dB}$	

Table 320 Spurious Emissions (Band 66 2x E-UTRA 20MHz + Band 25 E-UTRA 20MHz + Band 7 E-UTRA 20MHz)

Config U Lower band edge (Band 7):

Carrier Frequency: 2622.5 / 2627.5 / 2687.5 / 1962.5 / 2155.0 MHz			
Frequency Range [MHz]	Emission Frequency [MHz]	Maximum Emission Level [dBm]	Result
QPSK-Modulation TX port 1			
2619 - 2620	2620	-23.14	compliant
2618 - 2619	2618.5	-20.41	compliant
2598 - 2618	2618	-20.12	compliant
Measurement Uncertainty:		f < 1.0GHz: ±1.1dB, 1.0GHz ≤ f < 3.6GHz: ±1.2dB, 3.6GHz ≤ f < 8.0GHz: ±1.6dB, 8.0GHz ≤ f: ±1.9dB	

Table 321 Spurious Emissions (Lower band edge) (Band 7 3x E-UTRA 5MHz + Band 25 E-UTRA 10MHz + Band 66 E-UTRA 5MHz)

Config U Upper band edge (Band 7):

Carrier Frequency: 2622.5 / 2627.5 / 2687.5 / 1962.5 / 2155.0 MHz			
Frequency Range [MHz]	Emission Frequency [MHz]	Maximum Emission Level [dBm]	Result
QPSK-Modulation TX port 1			
2690 - 2691	2690	-27.91	compliant
2691 - 2692	2691.5	-19.42	compliant
2692 - 2712	2692	-19.37	compliant
Measurement Uncertainty:		f < 1.0GHz: ±1.1dB, 1.0GHz ≤ f < 3.6GHz: ±1.2dB, Measurement Uncertainty: 3.6GHz ≤ f < 8.0GHz: ±1.6dB, 8.0GHz ≤ f: ±1.9dB	

Table 322 Spurious Emissions (Upper band edge) (Band 7 3x E-UTRA 5MHz + Band 25 E-UTRA 10MHz + Band 66 E-UTRA 5MHz)

Config U Spurious emissions:

Carrier Frequency: 2622.5 / 2627.5 / 2687.5 / 1962.5 / 2155.0 MHz			
Frequency Range [MHz]	Emission Frequency [MHz]	Maximum Emission Level [dBm]	Result
QPSK-Modulation TX port 1			
0.009 – 27000	2819	-22.50	compliant
Measurement Uncertainty:		f < 1.0GHz: ±1.1dB, 1.0GHz ≤ f < 3.6GHz: ±1.2dB, 3.6GHz ≤ f < 8.0GHz: ±1.6dB, 8.0GHz ≤ f: ±1.9dB	

Table 323 Spurious Emissions (Band 7 3x E-UTRA 5MHz + Band 25 E-UTRA 10MHz + Band 66 E-UTRA 5MHz)

Config V Lower band edge (Band 7):

Carrier Frequency: 2630.0 / 2650.0 / 1962.5 / 2155.0 MHz			
Frequency Range [MHz]	Emission Frequency [MHz]	Maximum Emission Level [dBm]	Result
QPSK-Modulation TX port 1			
2619 - 2620	2620	-20.36	compliant
2618 - 2619	2618.5	-20.87	compliant
2598 - 2618	2618	-20.31	compliant
Measurement Uncertainty:		f < 1.0GHz: ±1.1dB, 1.0GHz ≤ f < 3.6GHz: ±1.2dB, 3.6GHz ≤ f < 8.0GHz: ±1.6dB, 8.0GHz ≤ f: ±1.9dB	

Table 324 Spurious Emissions (Lower band edge) (Band 7 2x E-UTRA 20MHz + Band 25 E-UTRA 20MHz + Band 66 E-UTRA 20MHz)

Config V Spurious emissions:

Carrier Frequency: 2630.0 / 2650.0 / 1962.5 / 2155.0 MHz			
Frequency Range [MHz]	Emission Frequency [MHz]	Maximum Emission Level [dBm]	Result
QPSK-Modulation TX port 1			
0.009 – 27000	2998	-22.93	compliant
Measurement Uncertainty:		f < 1.0GHz: ±1.1dB, 1.0GHz ≤ f < 3.6GHz: ±1.2dB, 3.6GHz ≤ f < 8.0GHz: ±1.6dB, 8.0GHz ≤ f: ±1.9dB	

Table 325 Spurious Emissions (Band 7 2x E-UTRA 20MHz + Band 25 E-UTRA 20MHz + Band 66 E-UTRA 20MHz)

Config W Upper band edge (Band 7):

Carrier Frequency: 2660.0 / 2680.0 / 1962.5 / 2155.0 MHz			
Frequency Range [MHz]	Emission Frequency [MHz]	Maximum Emission Level [dBm]	Result
QPSK-Modulation TX port 1			
2690 - 2691	2690	-20.88	compliant
2691 - 2692	2691.5	-22.34	compliant
2692 - 2712	2693	-22.10	compliant
Measurement Uncertainty:		f < 1.0GHz: ±1.1dB, 1.0GHz ≤ f < 3.6GHz: ±1.2dB, 3.6GHz ≤ f < 8.0GHz: ±1.6dB, 8.0GHz ≤ f: ±1.9dB	

Table 326 Spurious Emissions (Upper band edge) (Band 7 2x E-UTRA 20MHz + Band 25 E-UTRA 20MHz + Band 66 E-UTRA 20MHz)

Config W Spurious emissions:

Carrier Frequency: 2660.0 / 2680.0 / 1962.5 / 2155.0 MHz			
Frequency Range [MHz]	Emission Frequency [MHz]	Maximum Emission Level [dBm]	Result
QPSK-Modulation TX port 1			
0.009 – 27000	2990	-22.90	compliant
Measurement Uncertainty:		f < 1.0GHz: ±1.1dB, 1.0GHz ≤ f < 3.6GHz: ±1.2dB, 3.6GHz ≤ f < 8.0GHz: ±1.6dB, 8.0GHz ≤ f: ±1.9dB	

Table 327 Spurious Emissions (Band 7 2x E-UTRA 20MHz + Band 25 E-UTRA 20MHz + Band 66 E-UTRA 20MHz)

The measured conducted emission levels were found to be compliant with the manufacturer's specifications and with all requirements of the FCC rules and ISSED RSS specifications.

5. TEST DATA AND SCREENSHOTS

5.1 Part List of the RF Measurement Test Equipment

No.	Test Equipment	Manufacturer & Type	Serial Number	Calibration date	Calibration due	Test No.
1	Signal & Spectrum Analyser	Rohde & Schwarz, FSW-43	104001	31.07.2023	31.07.2024	1, 2, 3, 4
2	Vector Network Analyzer	Rohde&Schwarz, ZVL-13	101177	11.12.2023	10.12.2024	1, 2, 3, 4
3	Vector Network Analyzer	Rohde&Schwarz, ZVA-40	100146	29.12.2023	29.12.2024	1, 2, 3, 4
4	Calibration Unit	Rohde&Schwarz, ZV-Z54	100125	24.11.2023	24.11.2024	1, 2, 3, 4
5	Rubidium Frequency Standard	Symmetrical, 8040C	135230101015	24.08.2023	24.08.2024	1, 2, 3, 4
6	DC-power supply	Elektro-Automatik, PSI 8080-510	1331460001	cnn	-	1, 2, 3, 4
7	Attenuator	Aeroflex / Weinschel, 67-10-34	BS0020	cnn	-	1, 2, 3, 4
8	Attenuator	Weinschel, 66-30-33	BN0228	cnn	-	1, 2, 3, 4
9	Attenuator	Weinschel, 66-20-33	CF0629	cnn	-	1, 2, 3, 4
10	Attenuator	SHX, DTS100G-20dB-24G-3.5mm(F,F)-B	14111102	cnn	-	4
11	High Pass Filter	RF-Lambda, RHPPF23G06G40	21052000011	cnn	-	4
12	Multimeter	Fluke, 83	65870302	13.12.2023	12.12.2024	1, 2, 3, 4
13	Humidity & temperature indicator	Vaisala, HMT141	P2370166	30.06.2023	30.06.2024	1, 2, 3, 4

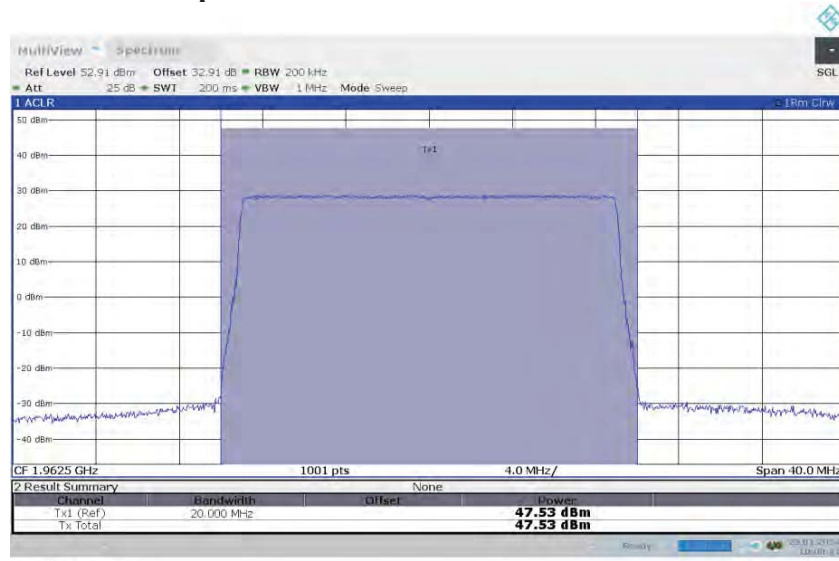
Table 1728 Part List of the RF Measurement Test Equipment

5.2 Spectral Plots

NOTE: Only a sample of the spectral plots are used and visible in this report. All measured test results and data are saved in Oulu located server.

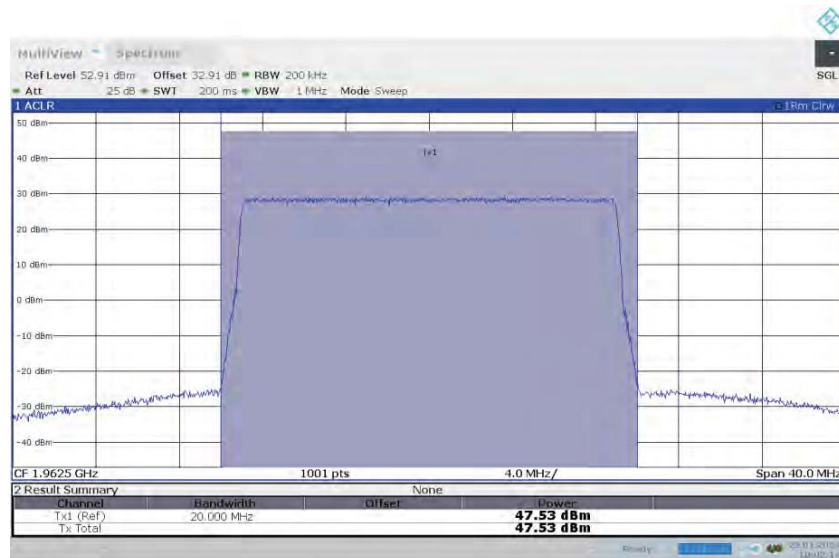
5.2.1. Test No. 1: RF Output Power

RF Power Output 20MHz BW Band 25



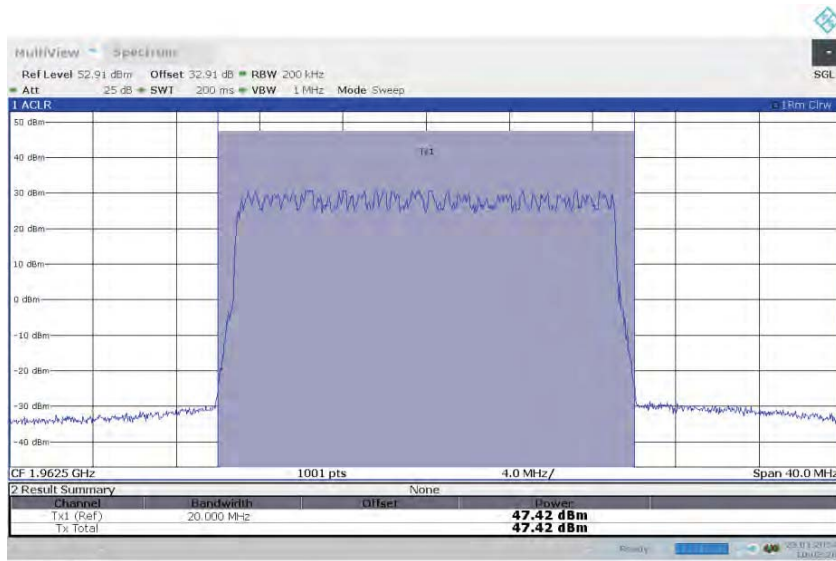
10:00:42 23.01.2024

E-TM 1.1, Modulation QPSK, Channel Frequency 1962.5MHz, Tx port 1



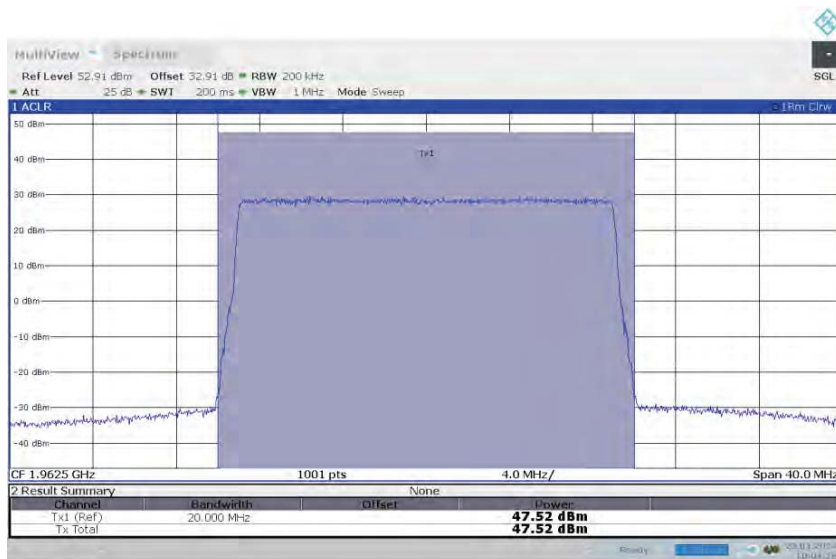
10:02:15 23.01.2024

E-TM 3.1, Modulation 64QAM, Channel Frequency 1962.5MHz, Tx port 1



10:03:20 23.01.2024

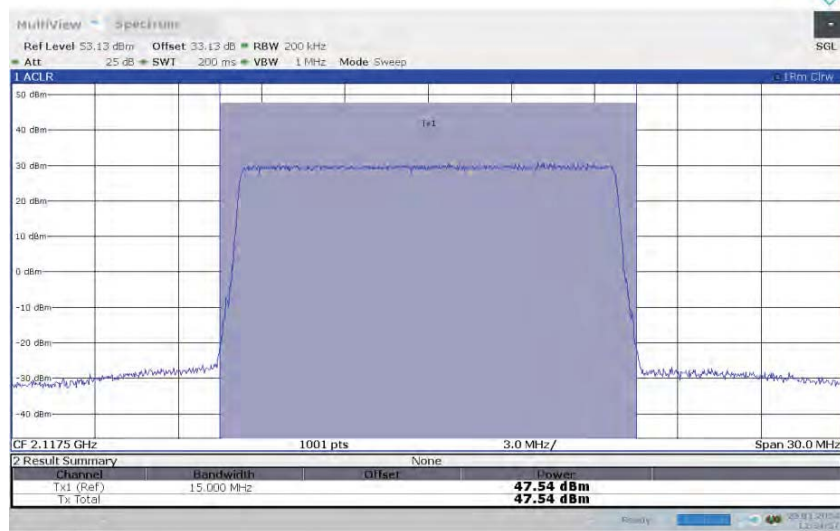
E-TM 3.2, Modulation 16QAM, Channel Frequency 1962.5MHz, Tx port 1



10:04:29 23.01.2024

E-TM 3.1a, Modulation 256QAM, Channel Frequency 1962.5MHz, Tx port 1

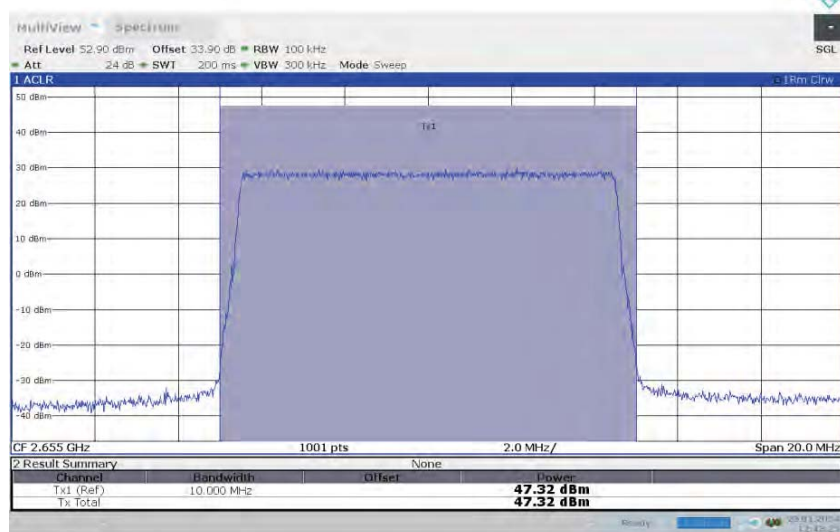
RF Power Output 15MHz BW Band 66



11:34:58 23.01.2024

E-TM 3.1a, Modulation 256QAM, Channel Frequency 2117.5MHz, Tx port 1

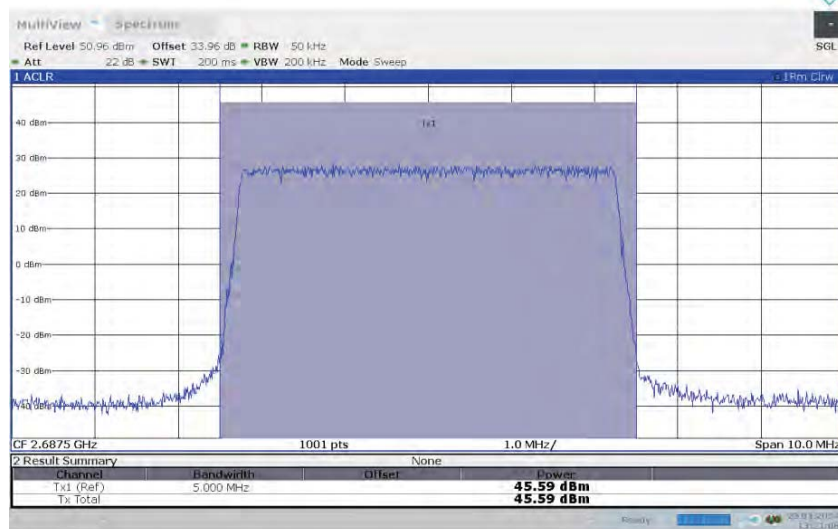
RF Power Output 10MHz BW Band 7



12:43:26 23.01.2024

E-TM 3.1a, Modulation 256QAM, Channel Frequency 2655.0MHz, Tx port 1

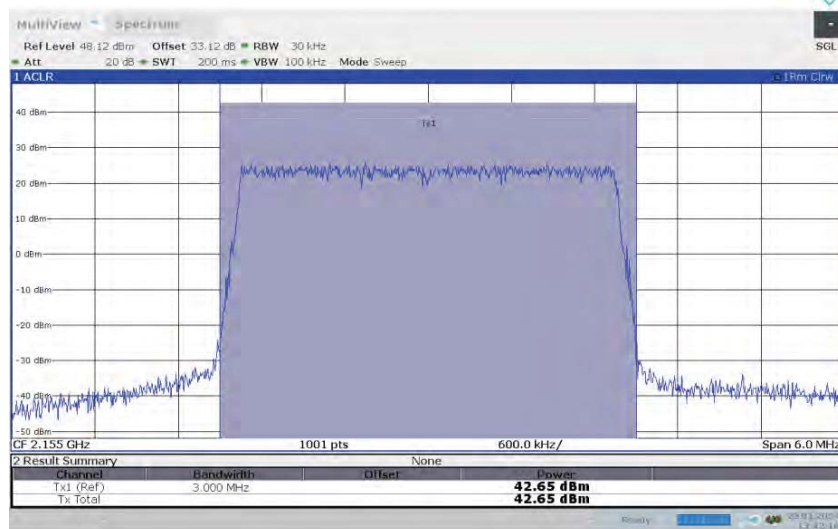
RF Power Output 5MHz BW Band 7



13:21:09 23.01.2024

E-TM 3.1a, Modulation 256QAM, Channel Frequency 2687.5MHz, Tx port 1

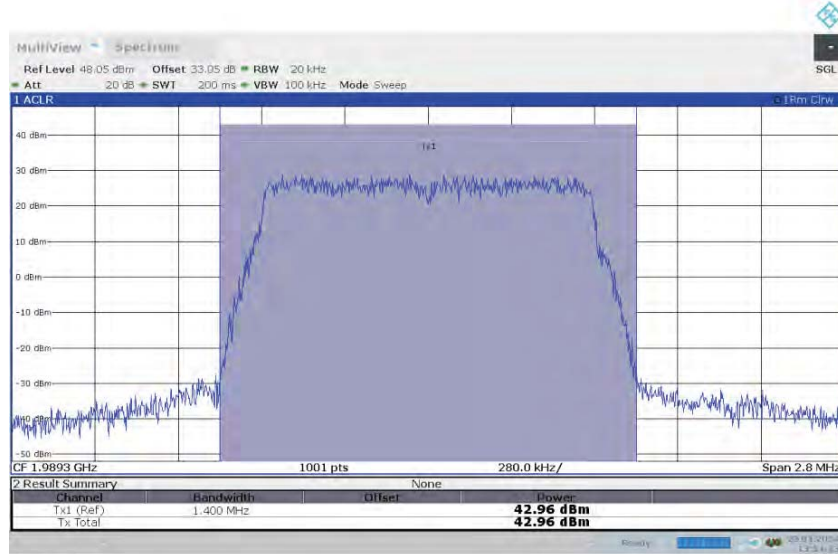
RF Power Output 3MHz BW Band 66



13:42:16 23.01.2024

E-TM 3.1a, Modulation 256QAM, Channel Frequency 2155.0MHz, Tx port 1

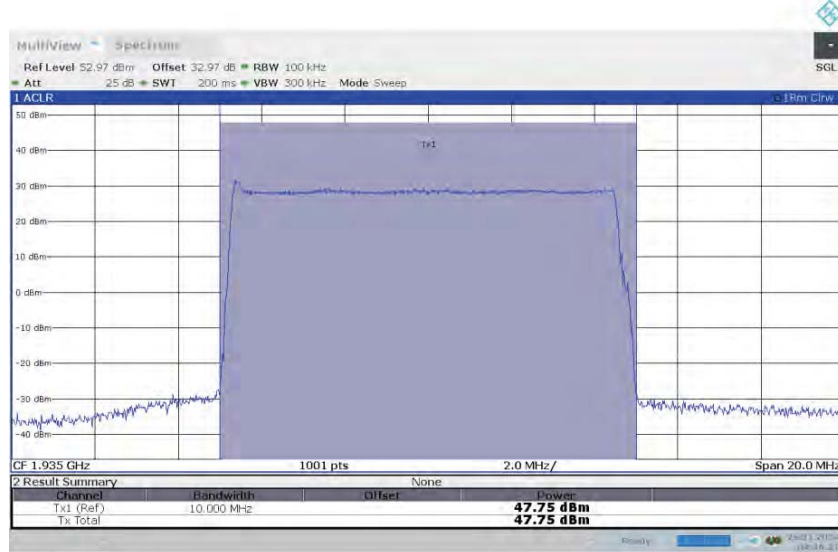
RF Power Output 1.4MHz BW Band 25



13:54:43 23.01.2024

E-TM 3.1a, Modulation 256QAM, Channel Frequency 1989.3MHz, Tx port 1

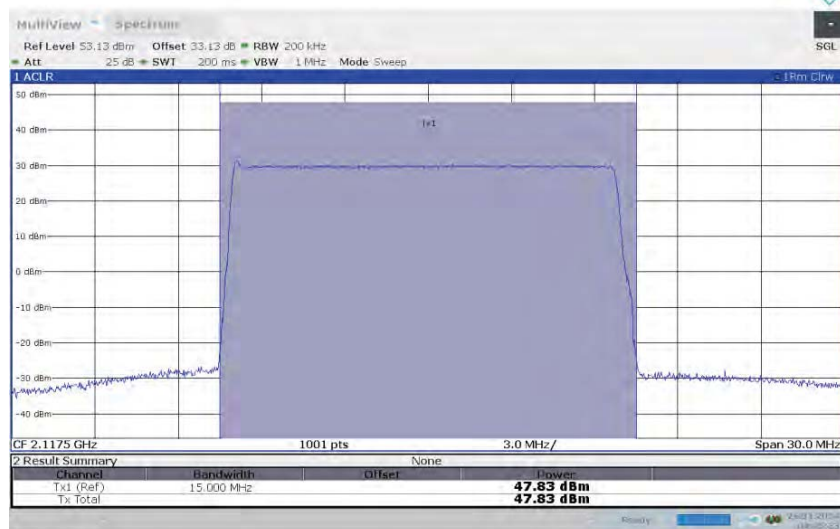
RF Power Output NB-IoT guardband 10MHz BW Band 25



08:46:21 26.01.2024

E-TM 1.1 with N-TM: E-UTRA NB-IoT GB, Modulation QPSK, Channel Frequency 1935.0MHz, Tx port 1

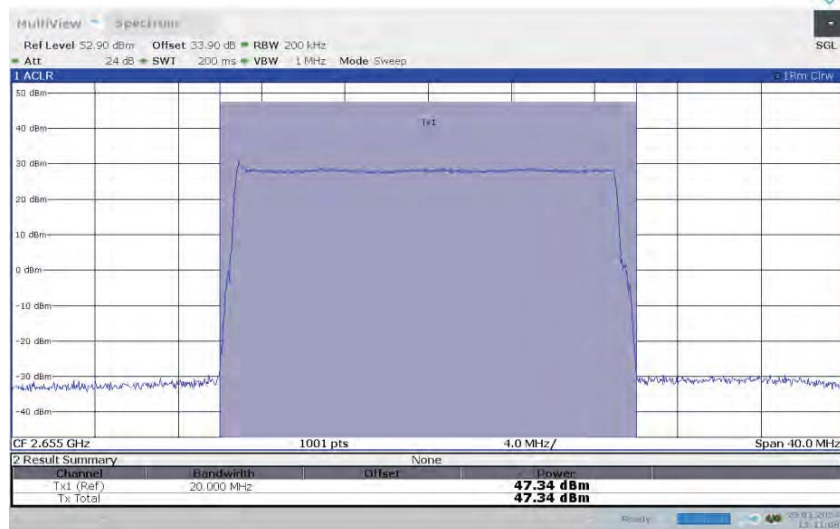
RF Power Output NB-IoT guardband 15MHz BW Band 66



08:05:33 26.01.2024

E-TM 1.1 with N-TM: E-UTRA NB-IoT GB, Modulation QPSK, Channel Frequency 2117.5MHz, Tx port 1

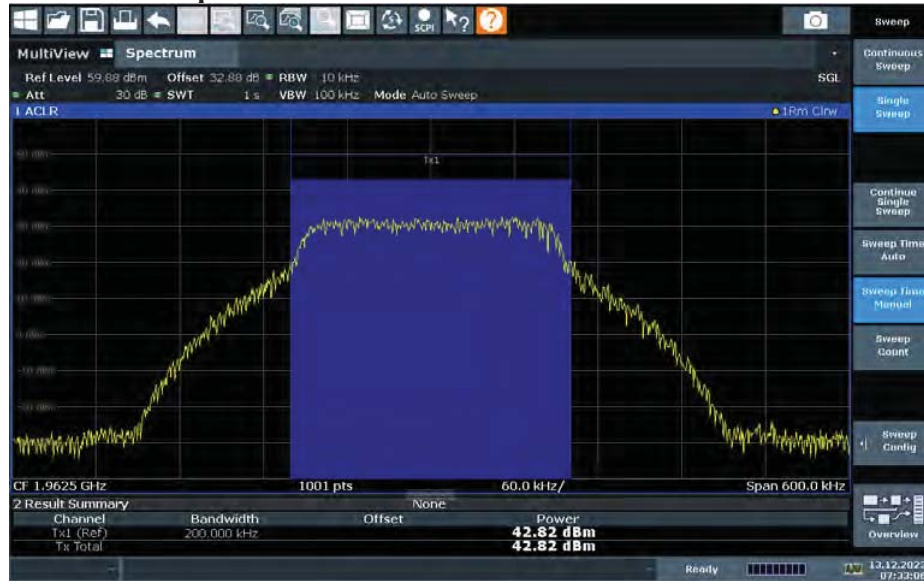
RF Power Output NB-IoT guardband 20MHz BW Band 7



15:11:09 23.01.2024

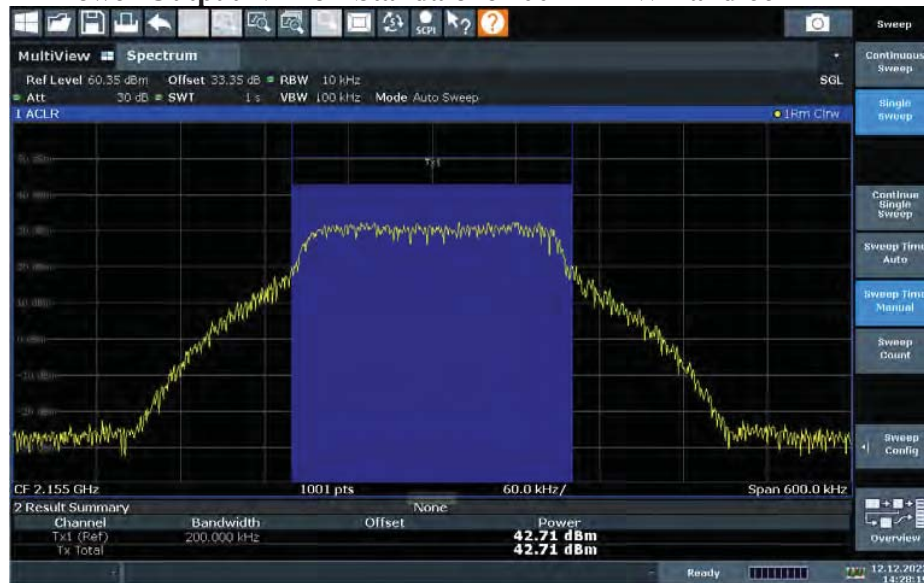
E-TM 1.1 with N-TM: E-UTRA NB-IoT GB, Modulation QPSK, Channel Frequency 2655.0MHz, Tx port 1

RF Power Output NB-IoT Standalone 200kHz BW Band 25



N-TM: E-UTRA NB-IoT SA, Modulation QPSK, Channel Frequency 1962.5MHz, Tx port 1

RF Power Output NB-IoT Standalone 200kHz BW Band 66



N-TM: E-UTRA NB-IoT SA, Modulation QPSK, Channel Frequency 2155.0MHz, Tx port 1

RF Power Output NB-IoT Standalone 200kHz BW Band 7



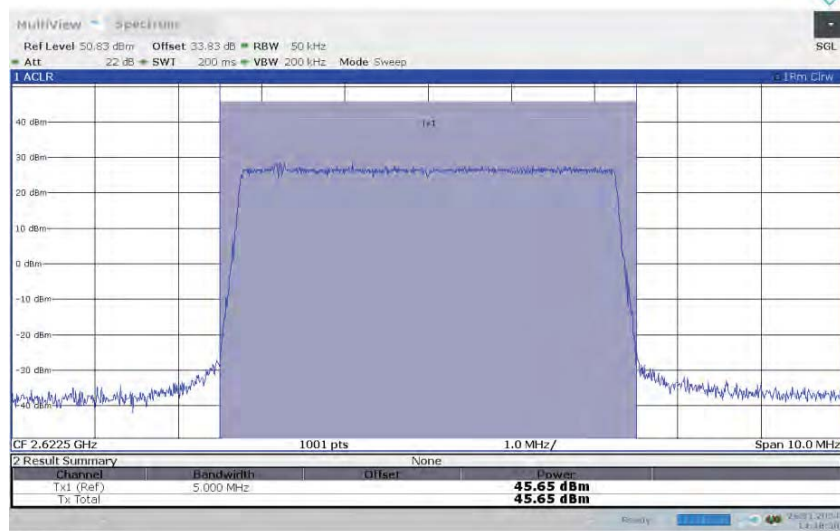
N-TM: E-UTRA NB-IoT SA, Modulation QPSK, Channel Frequency 2689.8MHz, Tx port 1 (ISED)

RF Power Output NB-IoT Standalone 200kHz BW Band 7



N-TM: E-UTRA NB-IoT SA, Modulation QPSK, Channel Frequency 2689.8MHz, Tx port 1 (Reduced Power for FCC)

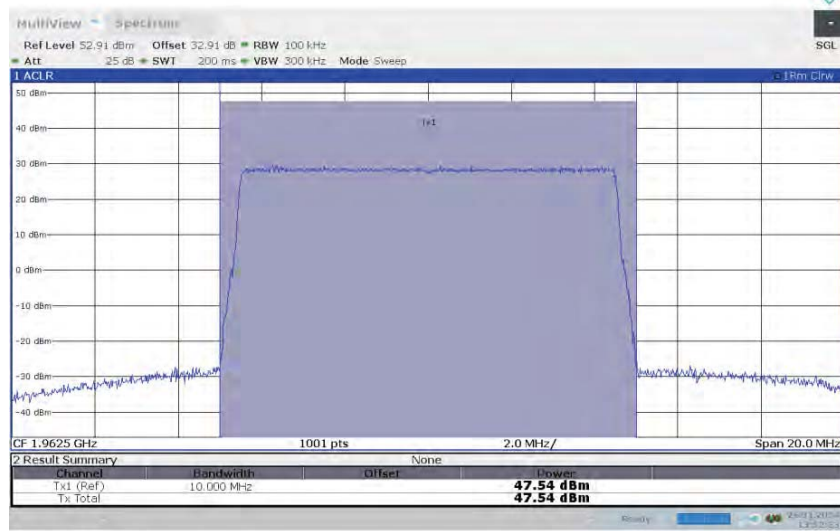
RF Power Output NB-IoT Inband 5MHz BW Band 7



14:48:50 26.01.2024

E-TM 1.1 with N-TM: E-UTRA NB-IoT IB, Modulation QPSK, Channel Frequency 2622.5MHz, Tx port 1

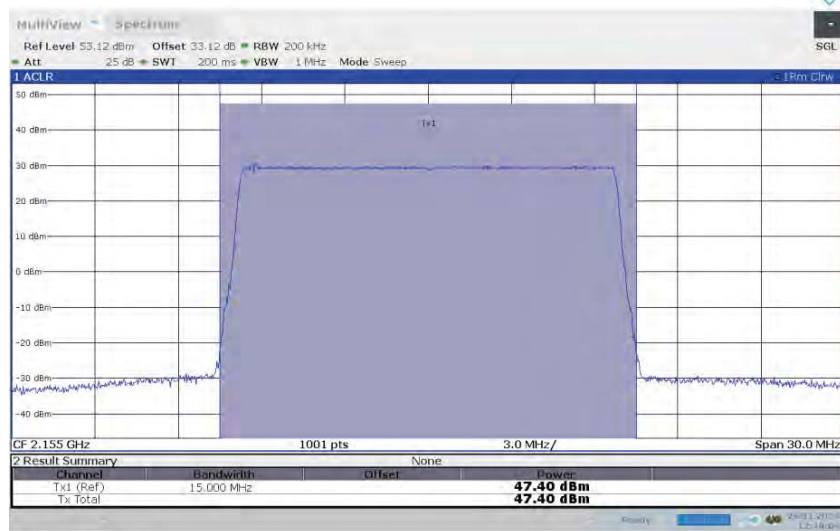
RF Power Output NB-IoT Inband 10MHz BW Band 25



13:52:34 26.01.2024

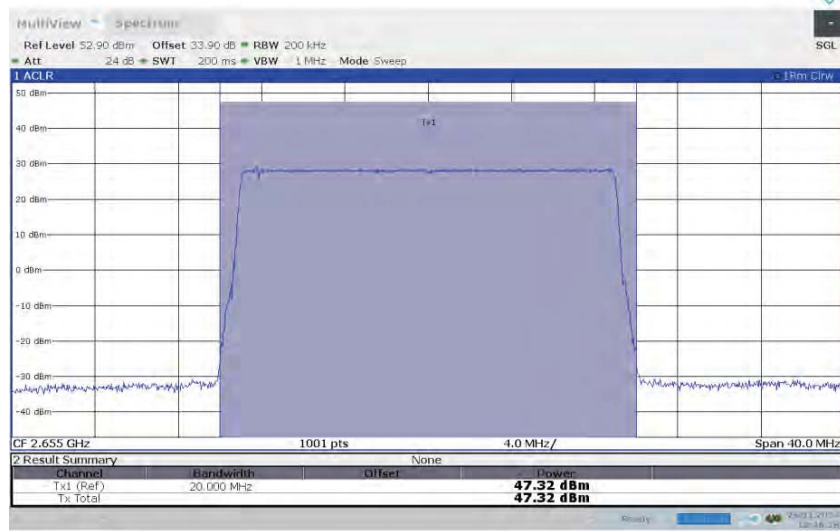
E-TM 1.1 with N-TM: E-UTRA NB-IoT IB, Modulation QPSK, Channel Frequency 1962.5MHz, Tx port 1

RF Power Output NB-IoT Inband 15MHz BW Band 66



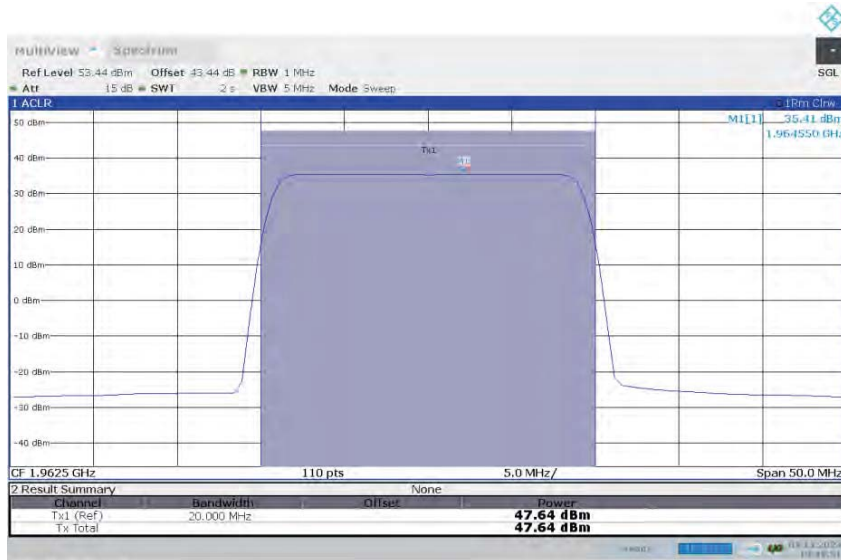
E-TM 1.1 with N-TM: E-UTRA NB-IoT IB, Modulation QPSK, Channel Frequency 2155.0MHz, Tx port 1

RF Power Output NB-IoT Inband 20MHz BW Band 7



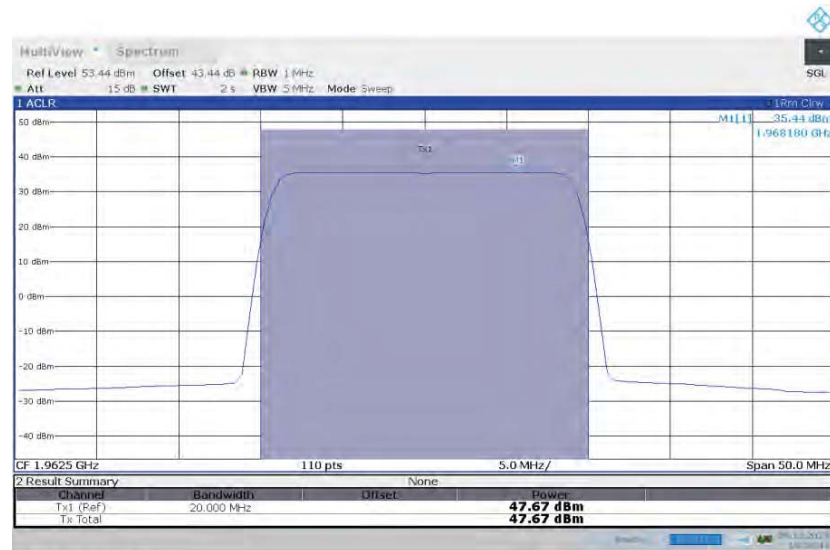
E-TM 1.1 with N-TM: E-UTRA NB-IoT IB, Modulation QPSK, Channel Frequency 2655.0MHz, Tx port 1

Power spectral density 20MHz BW Band 25



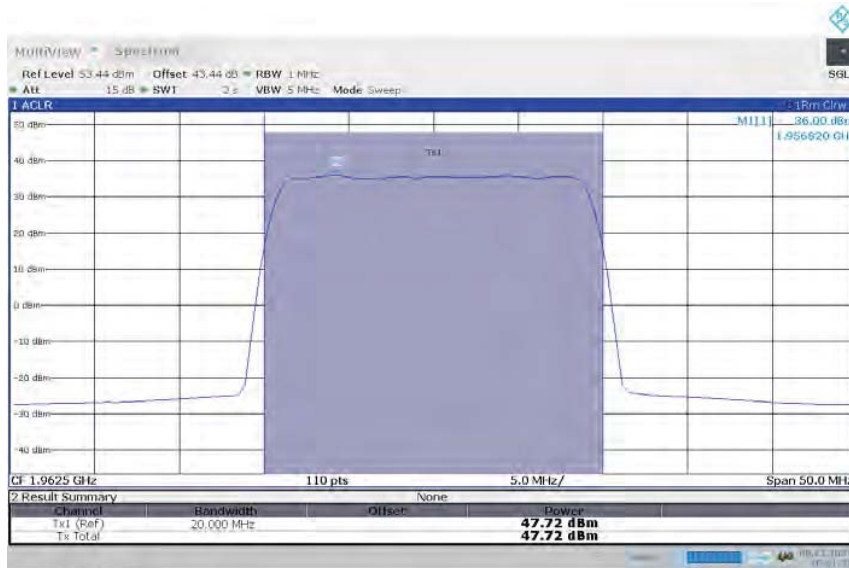
10:49:51 09.11.2023

E-TM 1.1, Modulation QPSK, Channel Frequency 1962.5MHz, Tx port 1



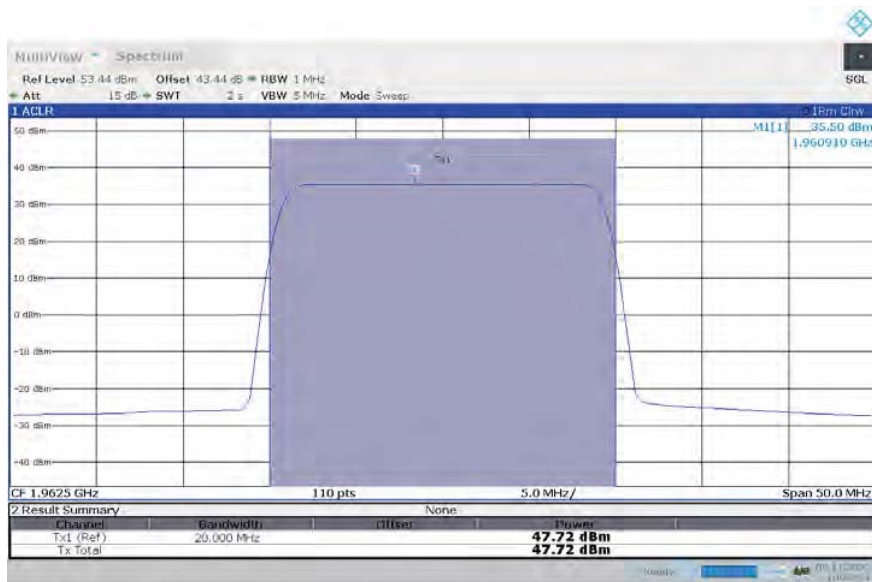
10:50:42 09.11.2023

E-TM 3.1, Modulation 64QAM, Channel Frequency 1962.5MHz, Tx port 1



10:51:33 09.11.2023

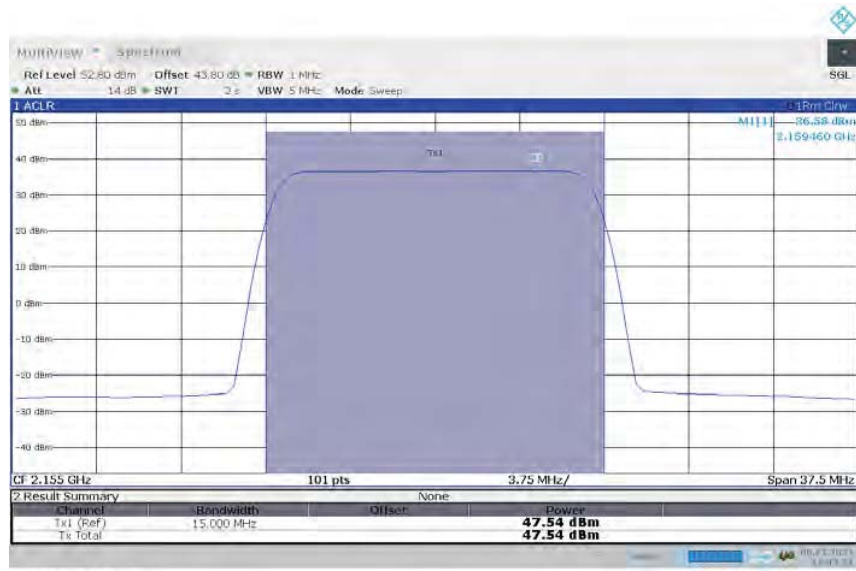
E-TM 3.2, Modulation 16QAM, Channel Frequency 1962.5MHz, Tx port 1



10:52:25 09.11.2023

E-TM 3.1a, Modulation 256QAM, Channel Frequency 1962.5MHz, Tx port 1

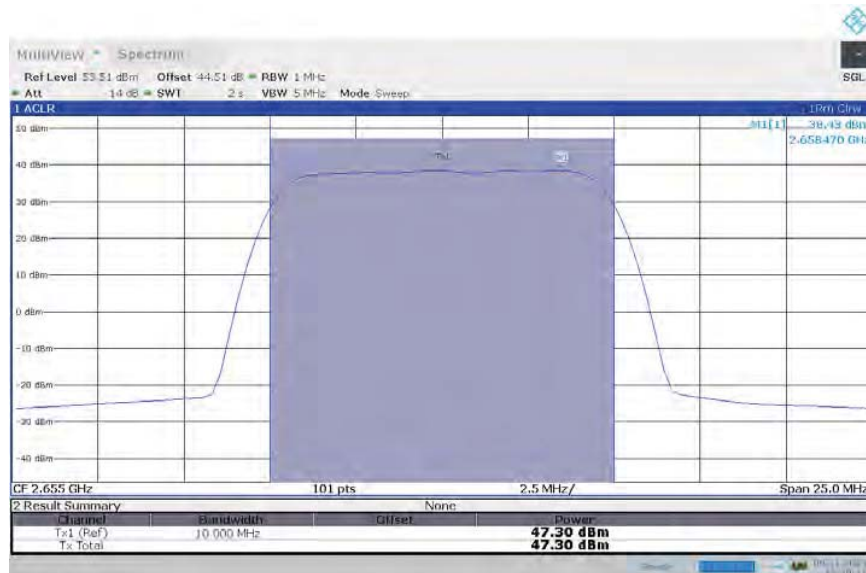
Power spectral density 15MHz BW Band 66



14:03:54 09.11.2023

E-TM 1.1, Modulation QPSK, Channel Frequency 2155MHz, Tx port 1

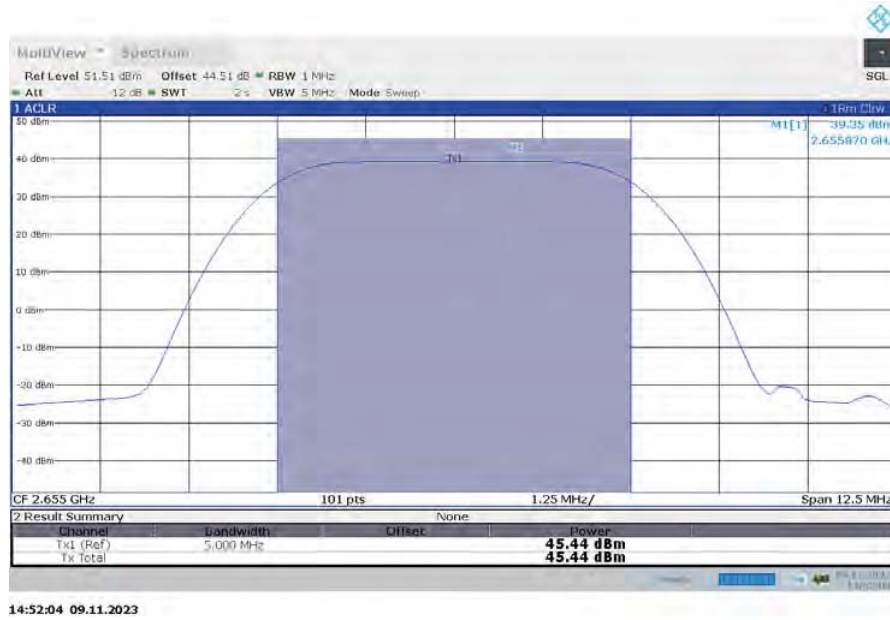
Power spectral density 10MHz BW Band 7



15:20:11 09.11.2023

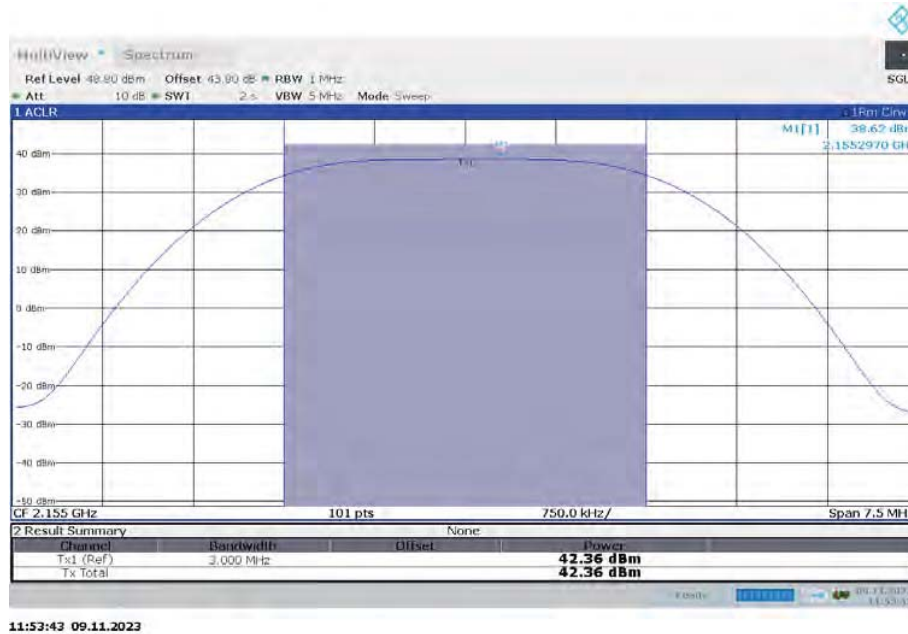
E-TM 3.2, Modulation 16QAM, Channel Frequency 2655MHz, Tx port 1

Power spectral density 5MHz BW Band 7



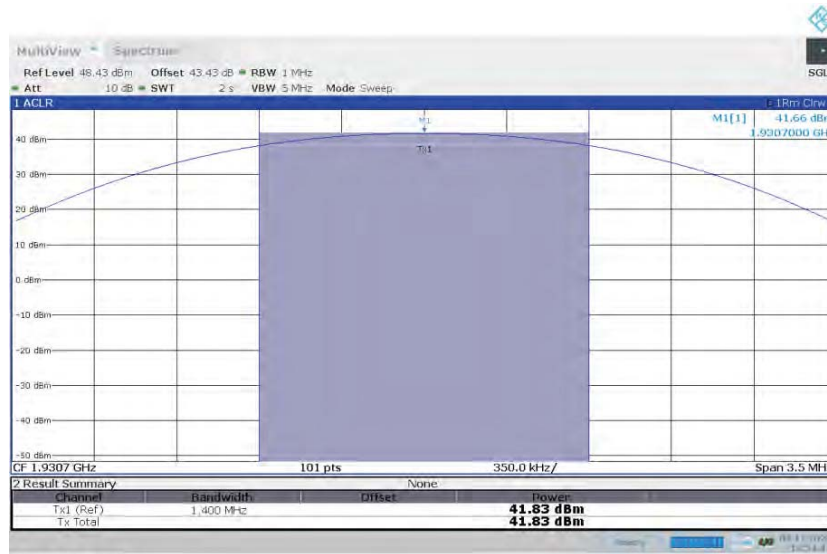
E-TM 3.1, Modulation 64QAM, Channel Frequency 2655MHz, Tx port 1

Power spectral density 3MHz BW Band 66



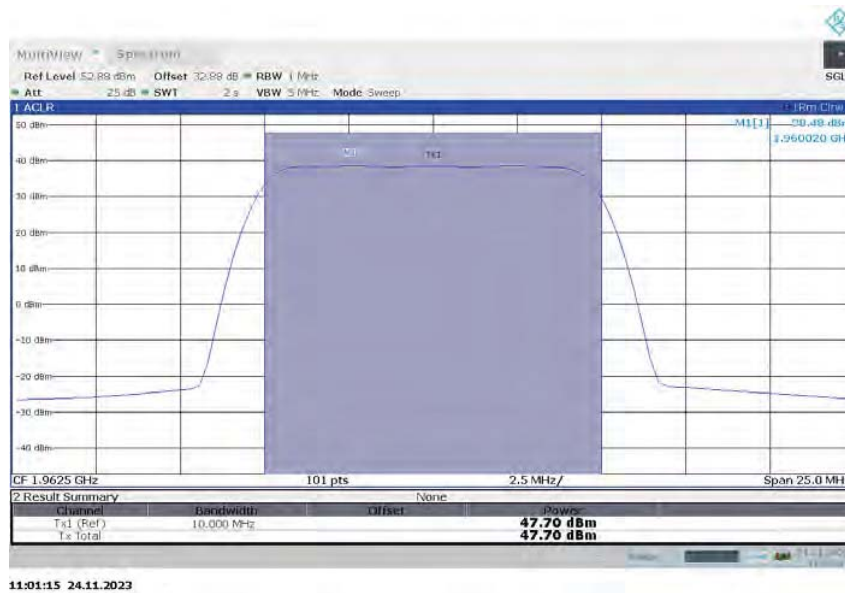
E-TM 3.1a, Modulation 256QAM, Channel Frequency 2155MHz, Tx Port1

Power spectral density 1.4MHz BW Band 25



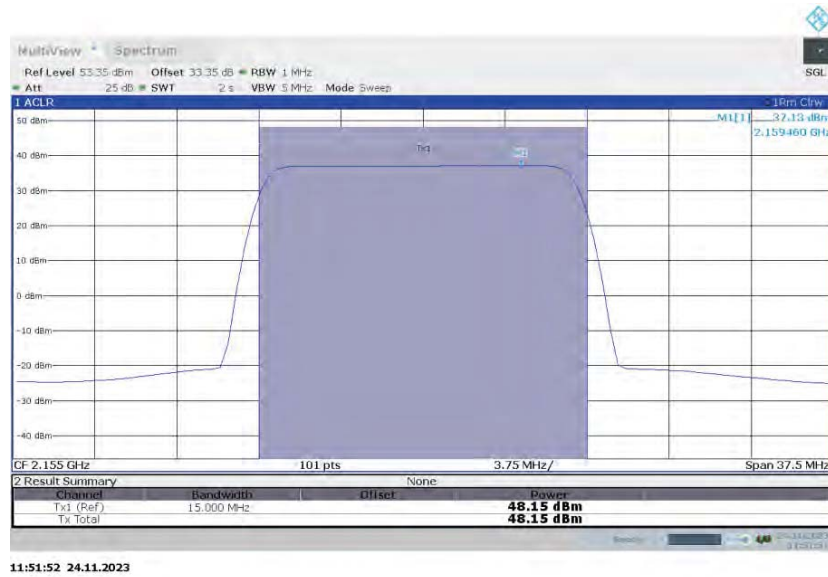
E-TM 1.1, Modulation QPSK, Channel Frequency 1930.7MHz, Tx port 1

Power spectral density NB-IoT guardband 10MHz BW Band 25



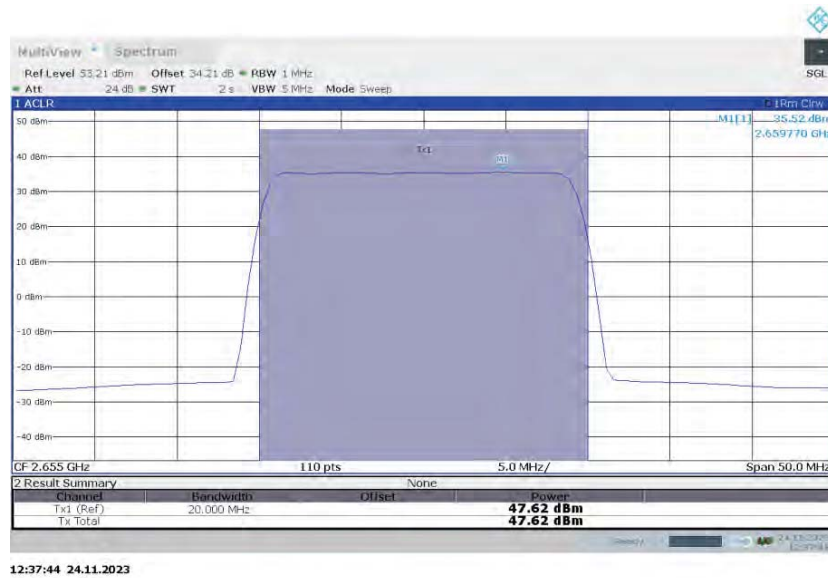
E-TM 1.1 with N-TM: E-UTRA NB-IoT GB, Modulation QPSK, Channel Frequency 1962.5MHz, Tx port 1

Power spectral density NB-IoT guardband 15MHz BW Band 66



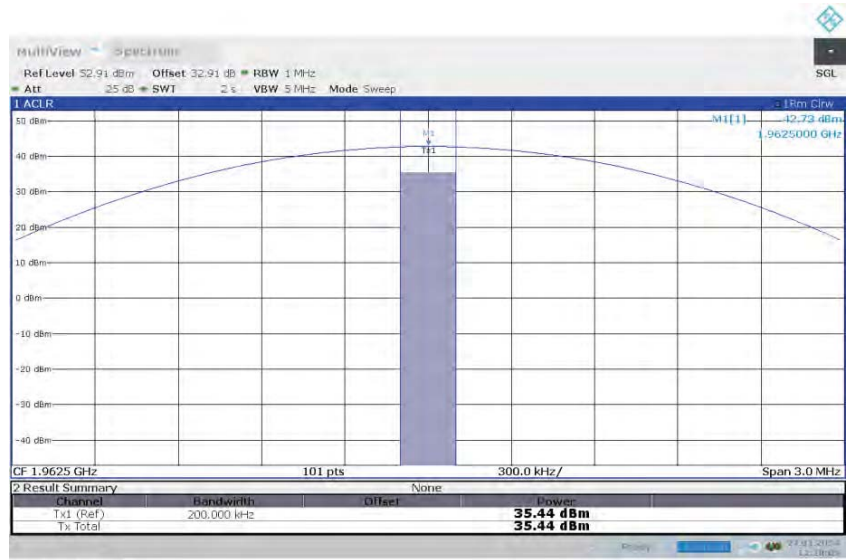
E-TM 1.1 with N-TM: E-UTRA NB-IoT GB, Modulation QPSK, Channel Frequency 2155MHz, Tx port 1

Power spectral density NB-IoT guardband 20MHz BW Band 7



E-TM 1.1 with N-TM: E-UTRA NB-IoT GB, Modulation QPSK, Channel Frequency 2655MHz, Tx port 1

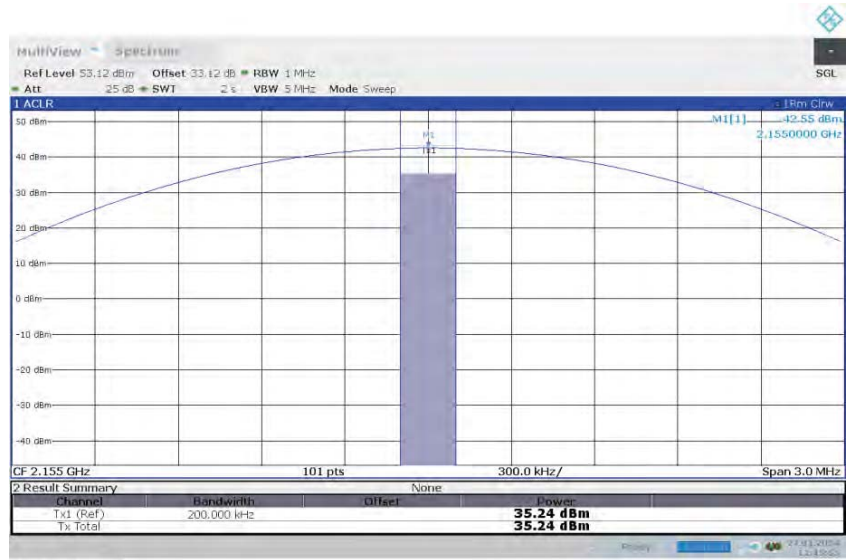
Power spectral density NB-IoT Standalone 200kHz BW Band25



11:20:05 27.01.2024

N-TM: E-UTRA NB-IoT SA, Modulation QPSK, Channel Frequency 1962.5MHz, Tx port 1

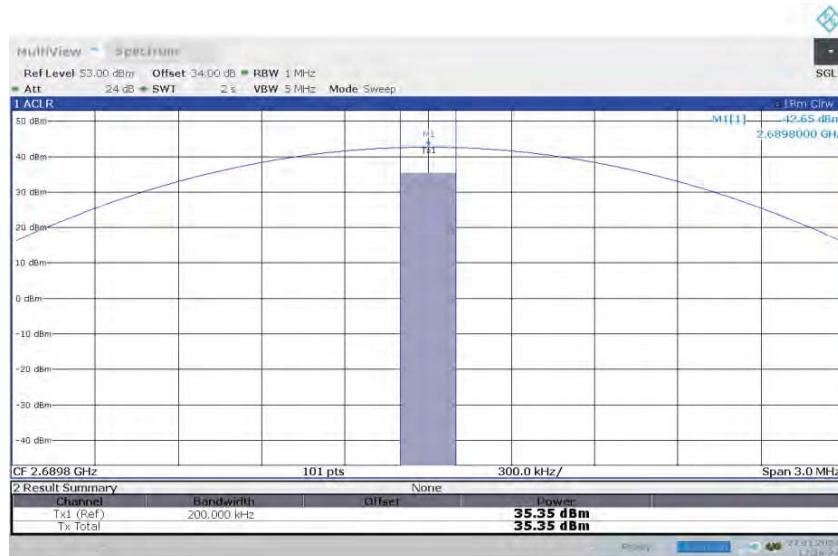
Power spectral density NB-IoT Standalone 200kHz BW Band66



11:45:55 27.01.2024

N-TM: E-UTRA NB-IoT SA, Modulation QPSK, Channel Frequency 2155MHz, Tx port 1

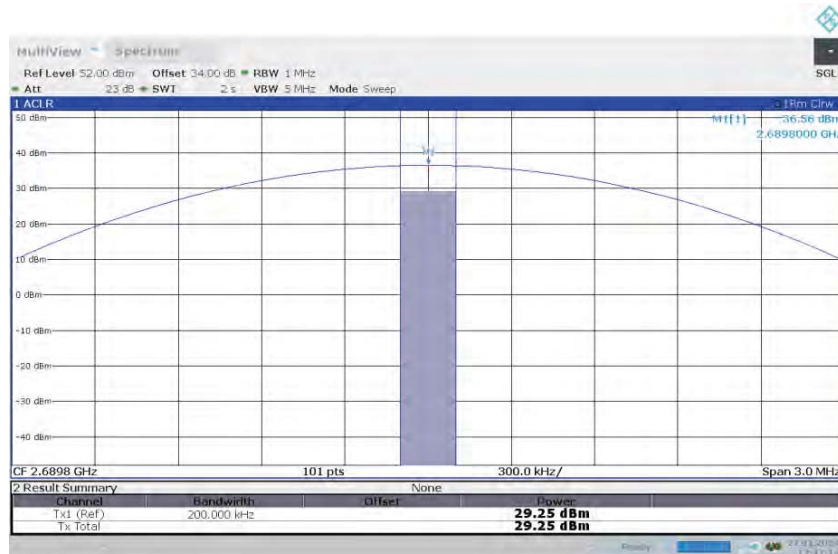
Power spectral density NB-IoT Standalone 200kHz BW Band7



12:26:24 27.01.2024

N-TM: E-UTRA NB-IoT SA, Modulation QPSK, Channel Frequency 2689.8MHz,
Tx port 1 (ISED)

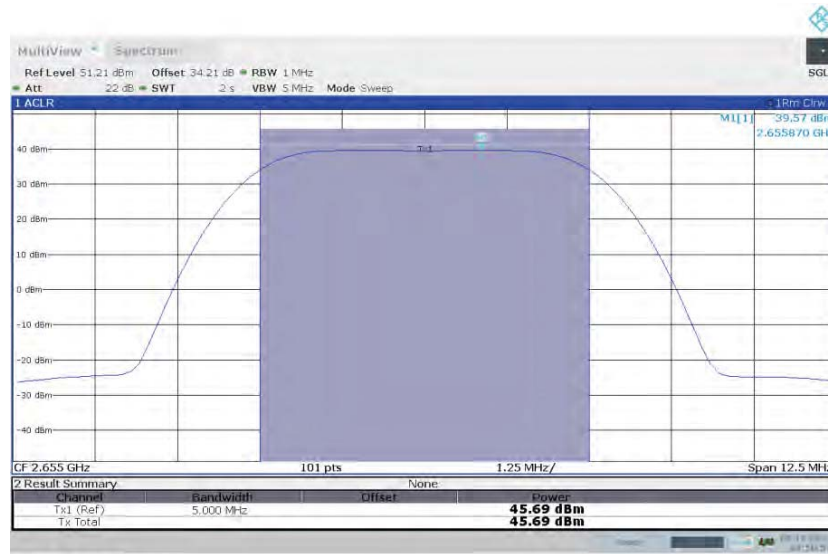
Power spectral density NB-IoT Standalone 200kHz BW Band7



12:47:15 27.01.2024

N-TM: E-UTRA NB-IoT SA, Modulation QPSK, Channel Frequency 2689.8MHz,
Tx port 1 (Reduced Power for FCC)

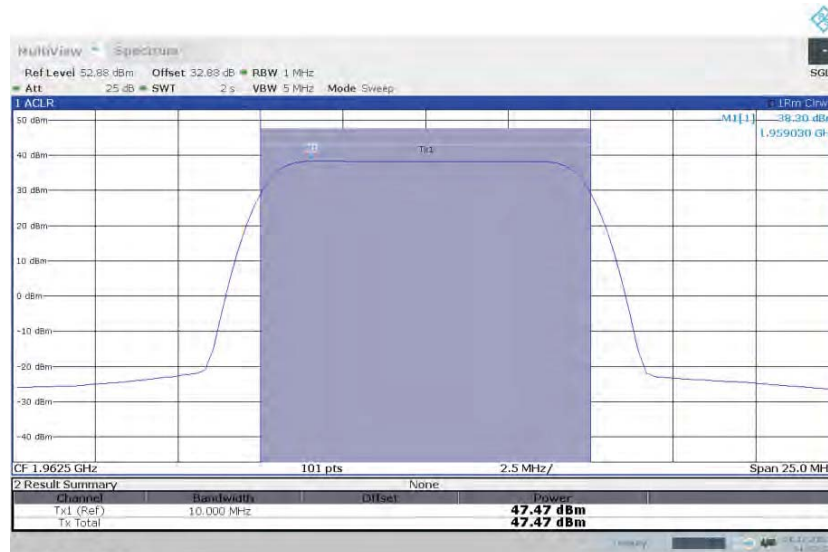
Power spectral density NB-IoT Inband 5MHz BW Band7



07:50:58 05.12.2023

E-TM 1.1 with N-TM: E-UTRA NB-IoT IB, Modulation QPSK, Channel Frequency 2655MHz, Tx port 1

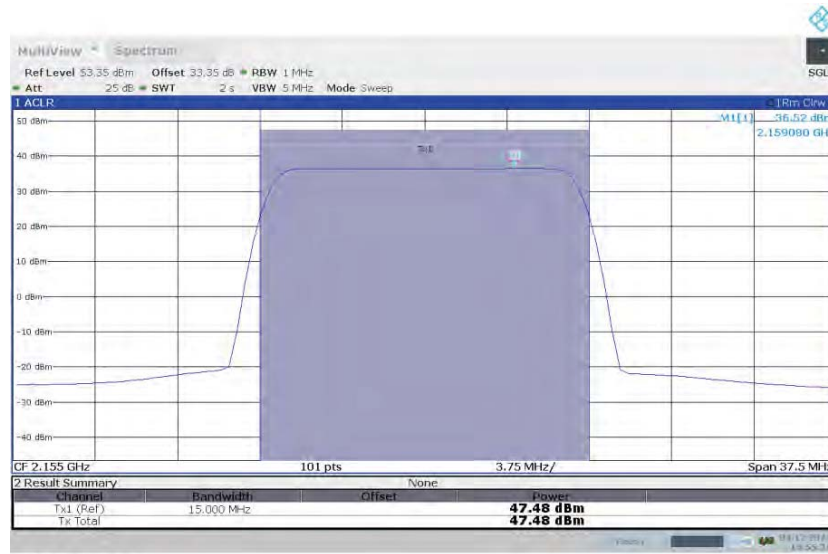
Power spectral density NB-IoT Inband 10MHz BW Band25



14:33:23 04.12.2023

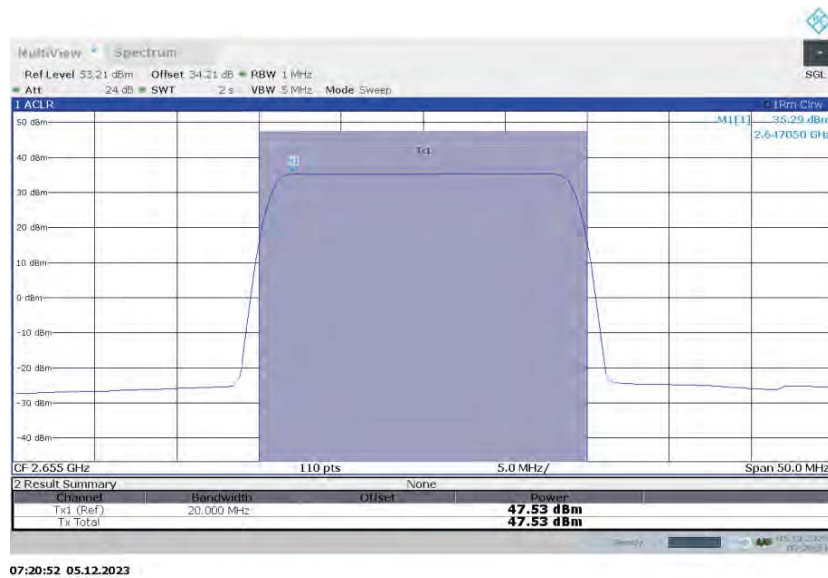
E-TM 1.1 with N-TM: E-UTRA NB-IoT IB, Modulation QPSK, Channel Frequency 1962.5MHz, Tx port 1

Power spectral density NB-IoT Inband 15MHz BW Band66



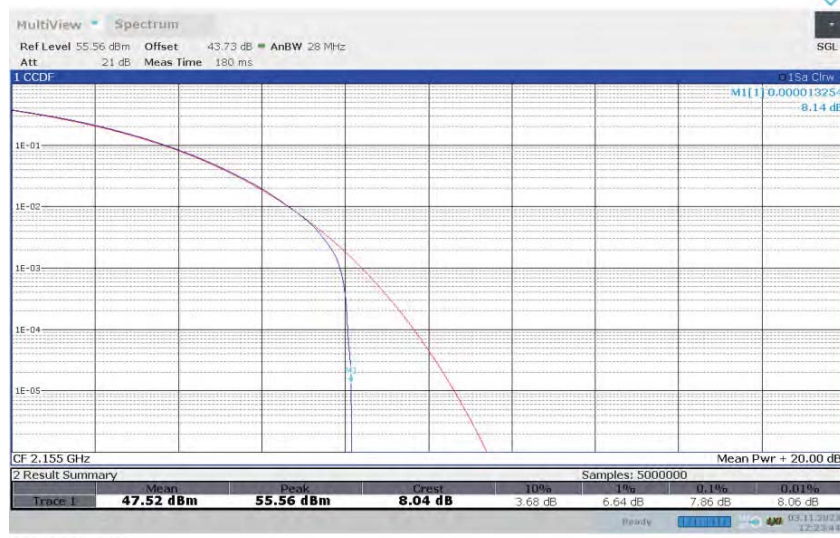
E-TM 1.1 with N-TM: E-UTRA NB-IoT IB, Modulation QPSK, Channel Frequency 2155MHz, Tx port 1

Power spectral density NB-IoT Inband 20MHz BW Band7



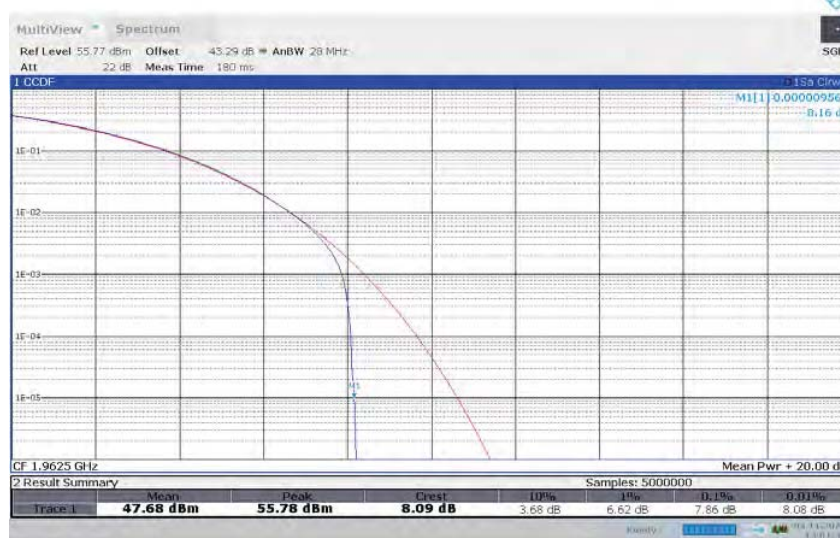
E-TM 1.1 with N-TM: E-UTRA NB-IoT IB, Modulation QPSK, Channel Frequency 2655MHz, Tx port 1

Peak-to-Average Power Ratio (PAPR) 20MHz BW B66



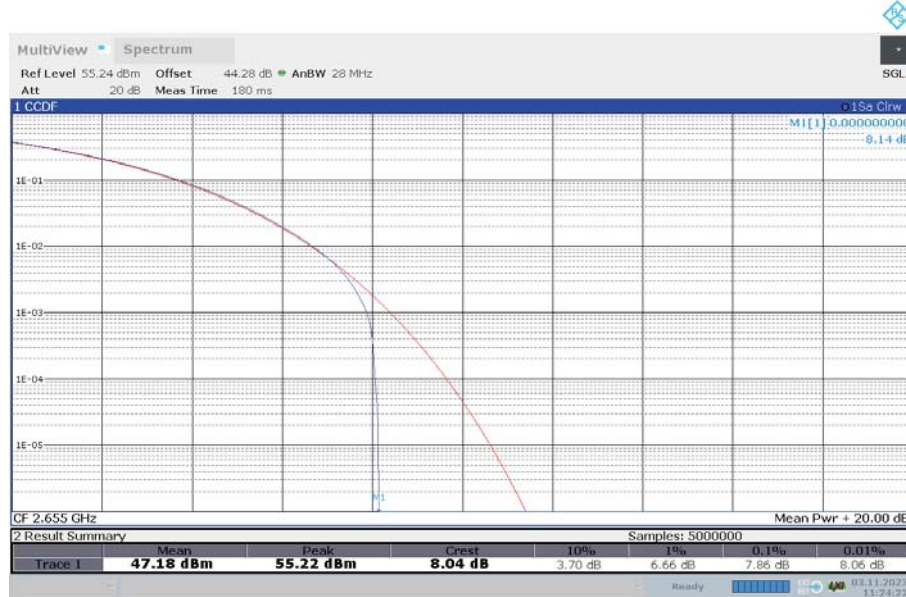
E-TM 1.1, Modulation QPSK, Channel Frequency 2155MHz, Tx port 1

Peak-to-Average Power Ratio (PAPR) 20MHz BW B25



E-TM 3.2, Modulation 16QAM, Channel Frequency 1962.5MHz, Tx port 1

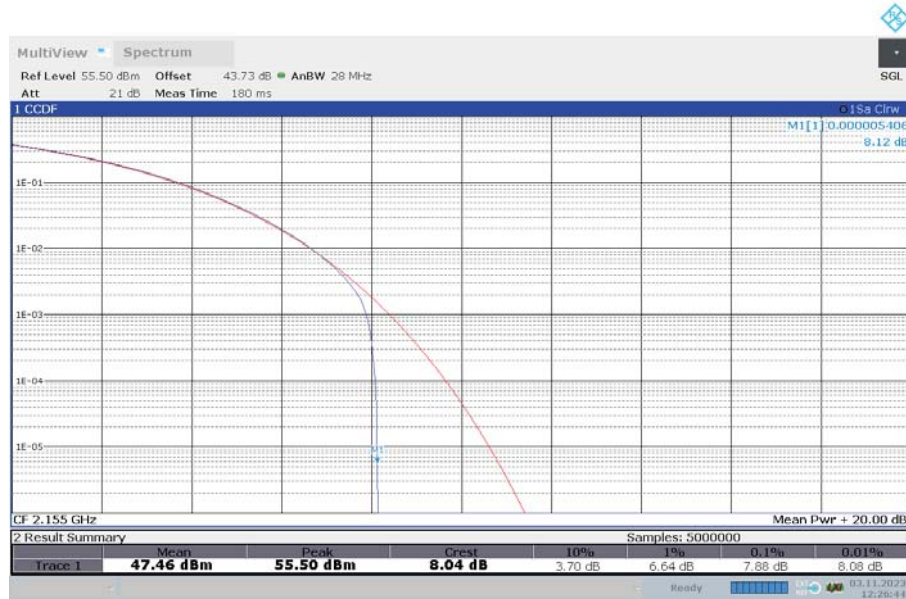
Peak-to-Average Power Ratio (PAPR) 20MHz BW B7



11:24:23 03.11.2023

E-TM 3.1, Modulation 64QAM, Channel Frequency 2655MHz, Tx Port 1

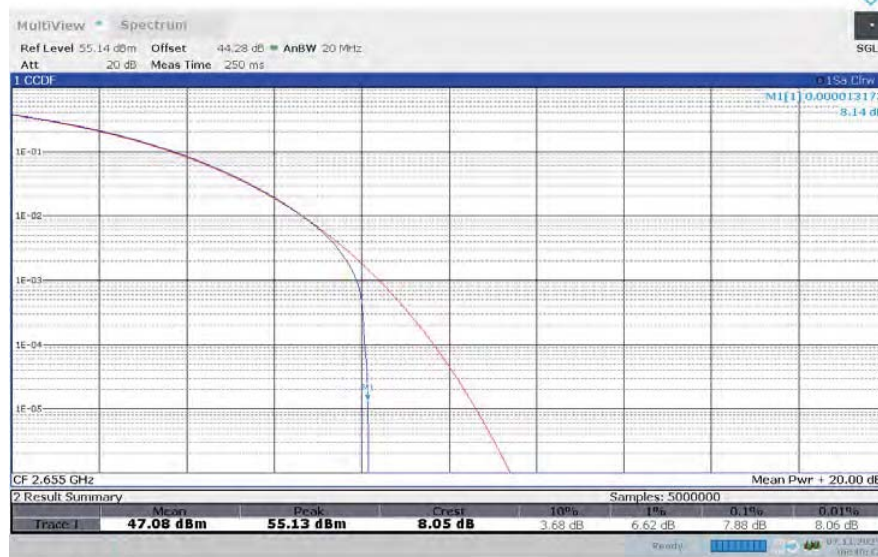
Peak-to-Average Power Ratio (PAPR) 20MHz BW B66



12:26:45 03.11.2023

E-TM 3.1a, Modulation 256QAM, Channel Frequency 2155MHz, Tx Port 1

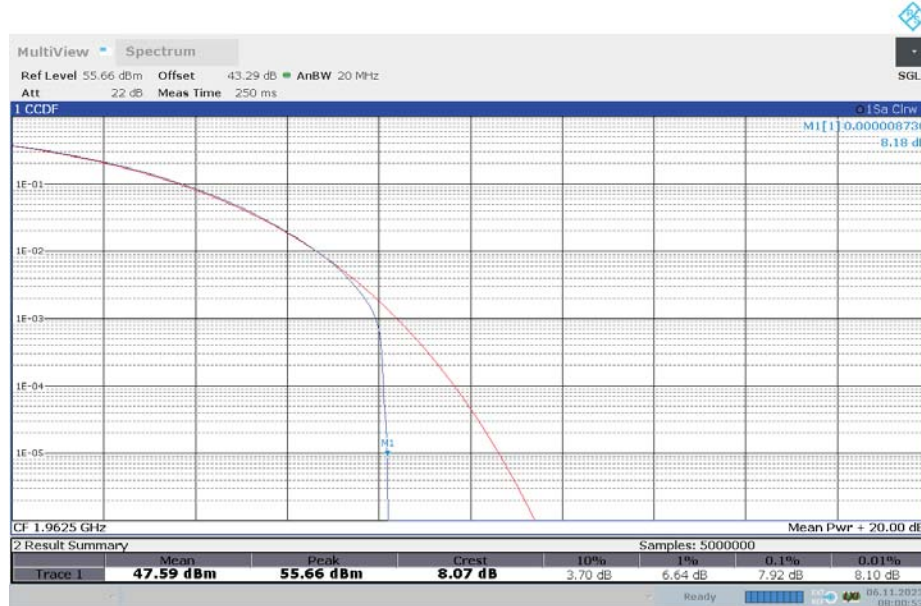
Peak-to-Average Power Ratio (PAPR) 15MHz BW B7



08:40:13 07.11.2023

E-TM 3.1a, Modulation 256QAM, Channel Frequency 2655MHz, Tx Port1

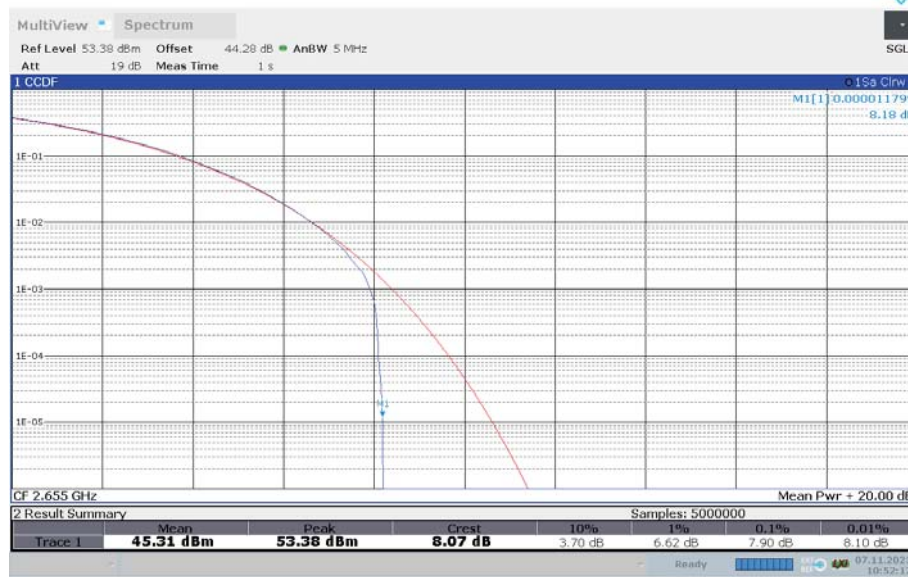
Peak-to-Average Power Ratio (PAPR) 10MHz BW B25



08:00:53 06.11.2023

E-TM 3.1a, Modulation 256QAM, Channel Frequency 1962.5MHz, Tx Port1

Peak-to-Average Power Ratio (PAPR) 5MHz BW B7



10:52:13 07.11.2023

E-TM 3.1a, Modulation 256QAM, Channel Frequency 2655MHz, Tx Port1

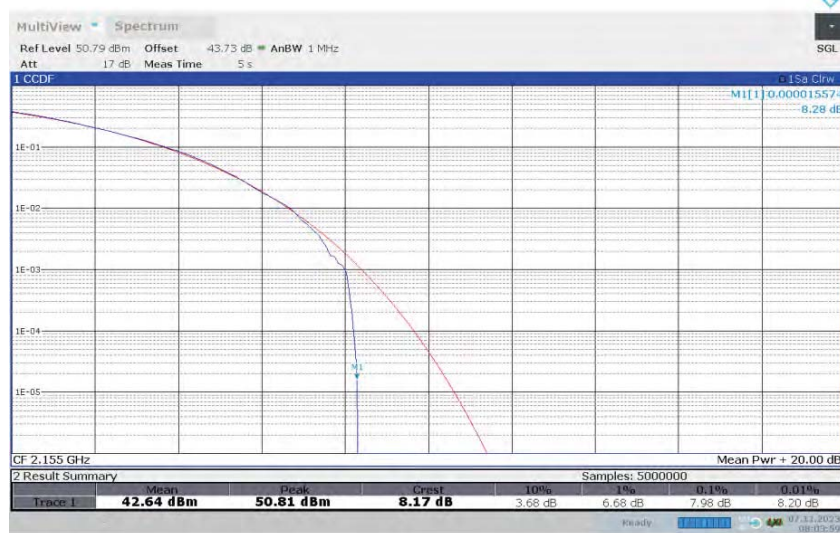
Peak-to-Average Power Ratio (PAPR) 3MHz BW B25



12:25:48 06.11.2023

E-TM 3.1a, Modulation 256QAM, Channel Frequency 1962.5MHz, Tx Port1

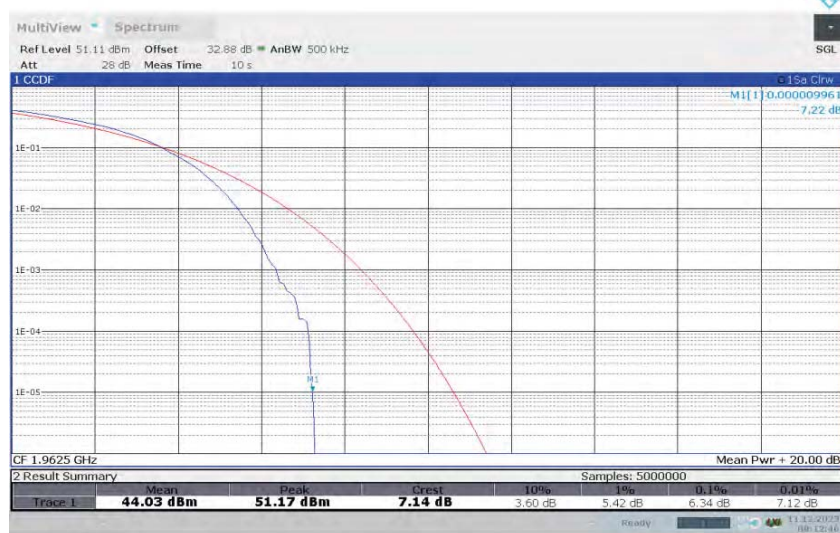
Peak-to-Average Power Ratio (PAPR) 1.4MHz BW B66



08:03:59 07.11.2023

E-TM 3.1a, Modulation 256QAM, Channel Frequency 2155MHz, Tx Port1

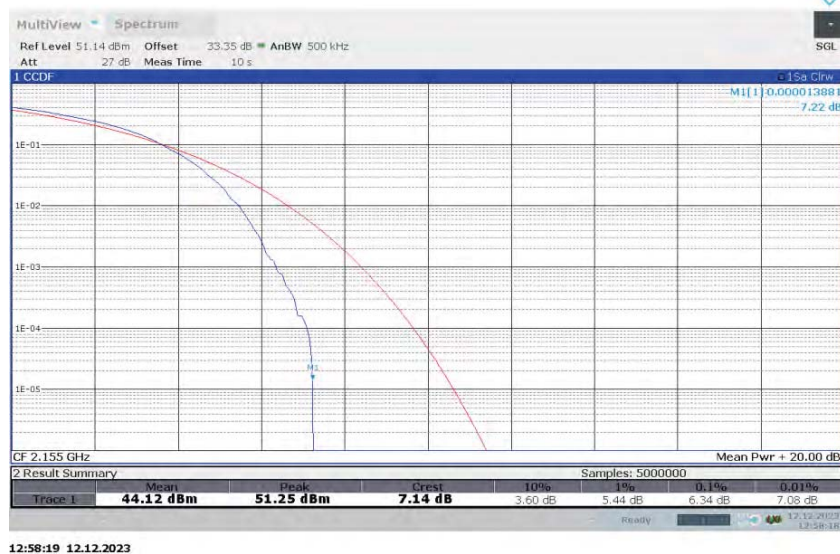
Peak-to-Average Power Ratio (PAPR) NB-IoT Standalone 200kHz BW B25



08:12:47 11.12.2023

N-TM: E-UTRA NB-IoT SA, Modulation QPSK, Channel Frequency 1962.5MHz, Tx port 1

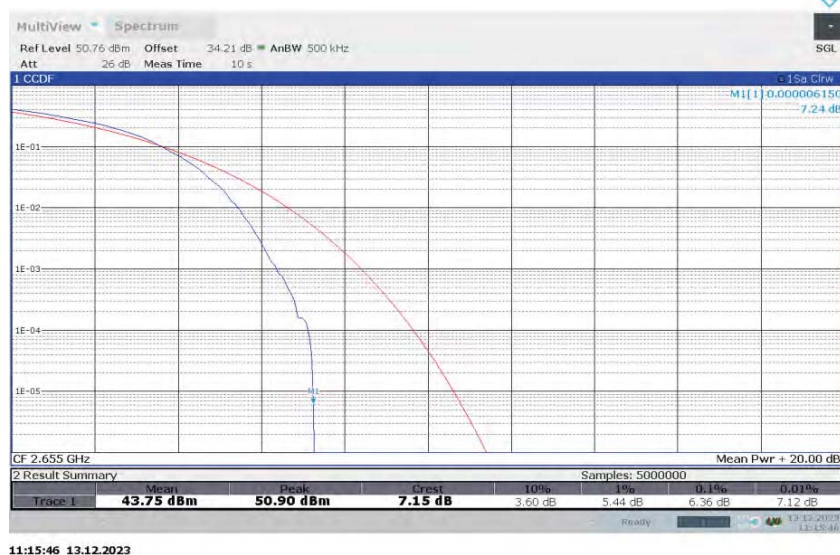
Peak-to-Average Power Ratio (PAPR) NB-IoT Standalone 200kHz BW B66



12:58:19 12.12.2023

N-TM: E-UTRA NB-IoT SA, Modulation QPSK, Channel Frequency 2155.0MHz, Tx port 1

Peak-to-Average Power Ratio (PAPR) NB-IoT Standalone 200kHz BW B7



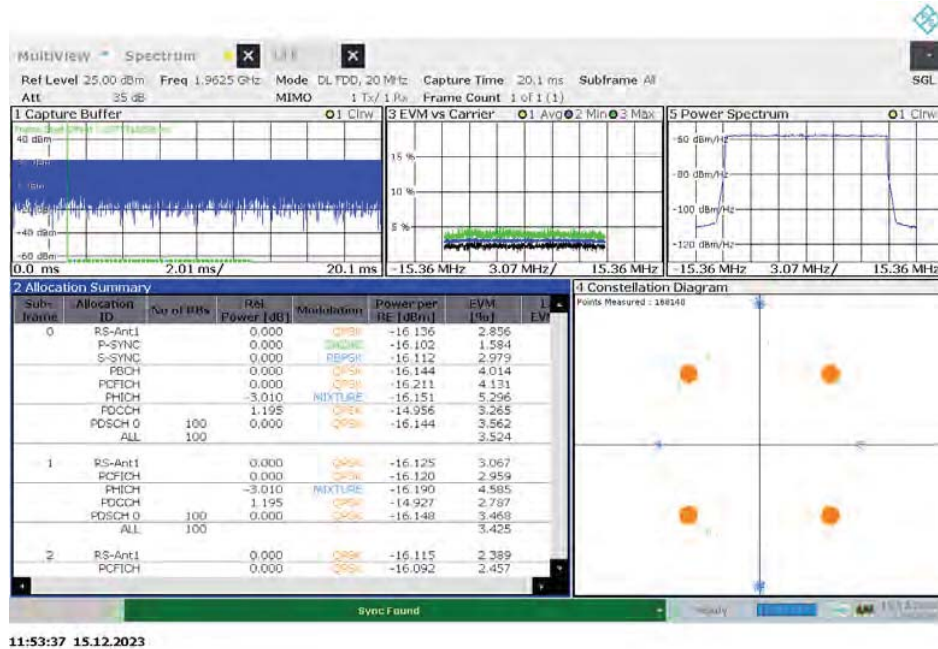
11:15:46 13.12.2023

N-TM: E-UTRA NB-IoT SA, Modulation QPSK, Channel Frequency 2655.0MHz, Tx port 1

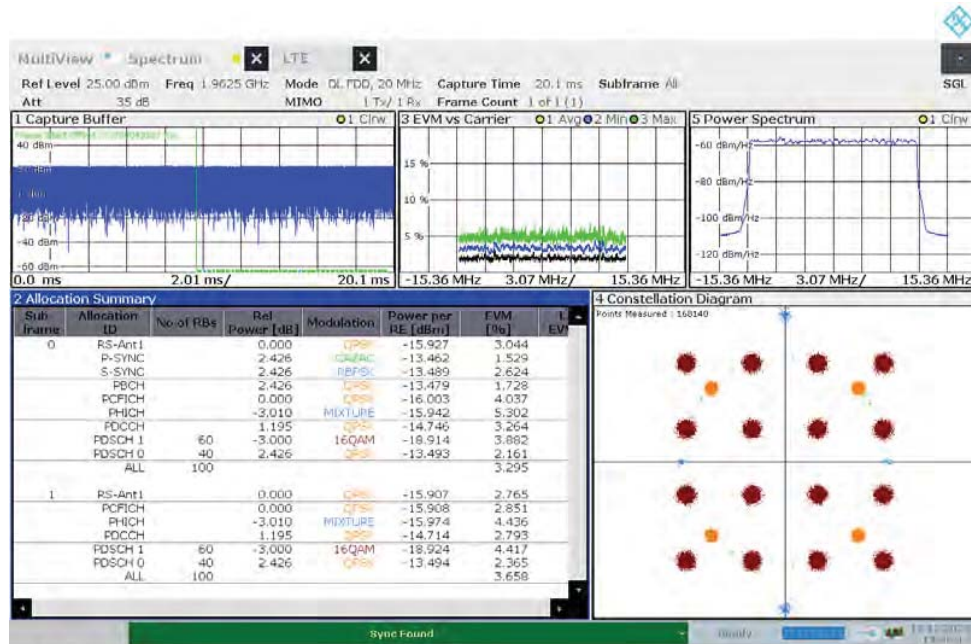
5.2.2. Test No. 2: Modulation Characteristics

No additional measurements are required for the modulation characteristics. Please refer to test no. 3, occupied bandwidth on page 65.

Screenshots below shows information about the modulations I/Q constellation form and modulation information table, displaying error to ideal modulation symbols.

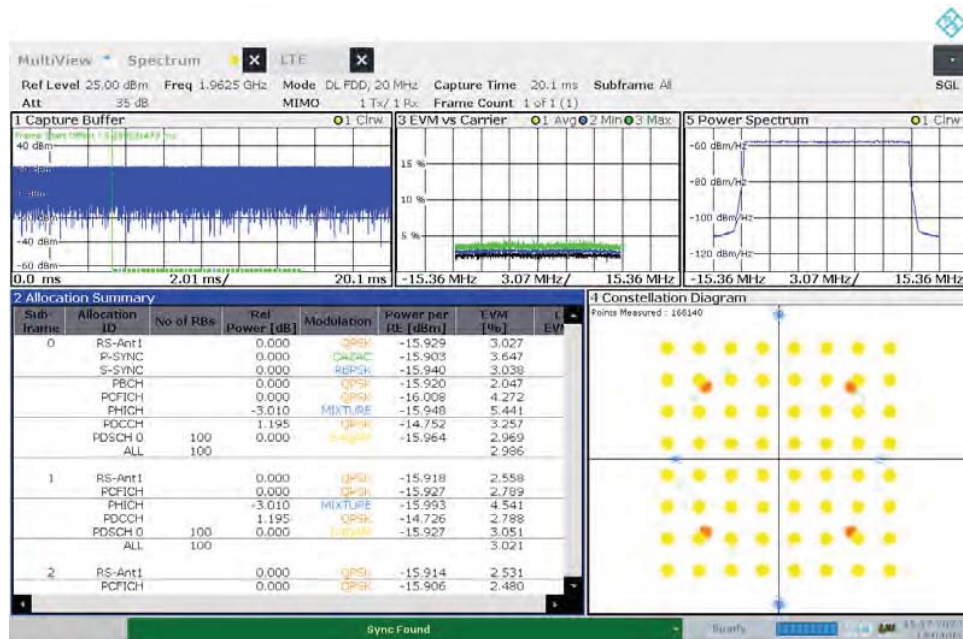


I/Q constellation diagram with capture buffer – QPSK (1962.5MHz) (20MHz Channel BW)



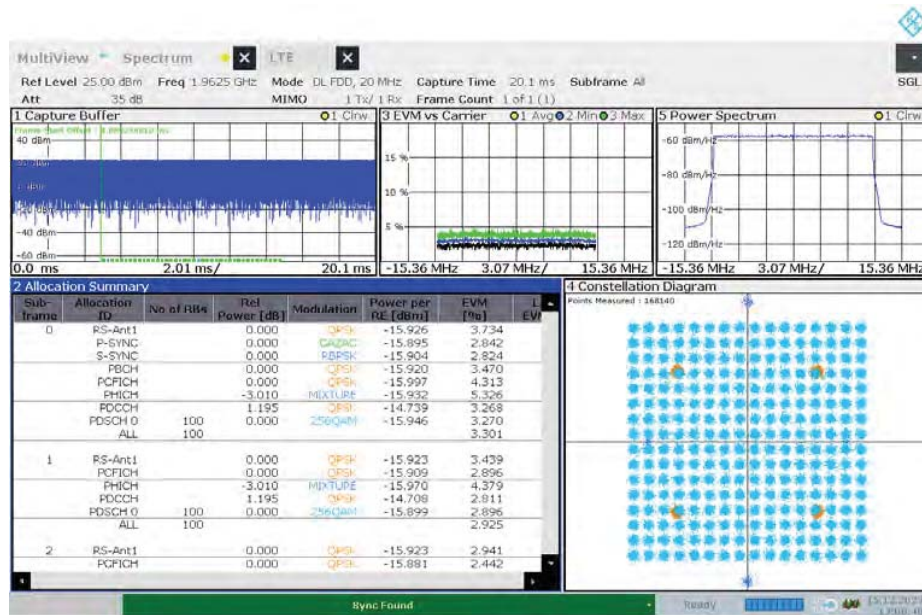
13:00:18 15.12.2023

I/Q constellation diagram with capture buffer – 16QAM (1962.5MHz) (20MHz Channel BW)



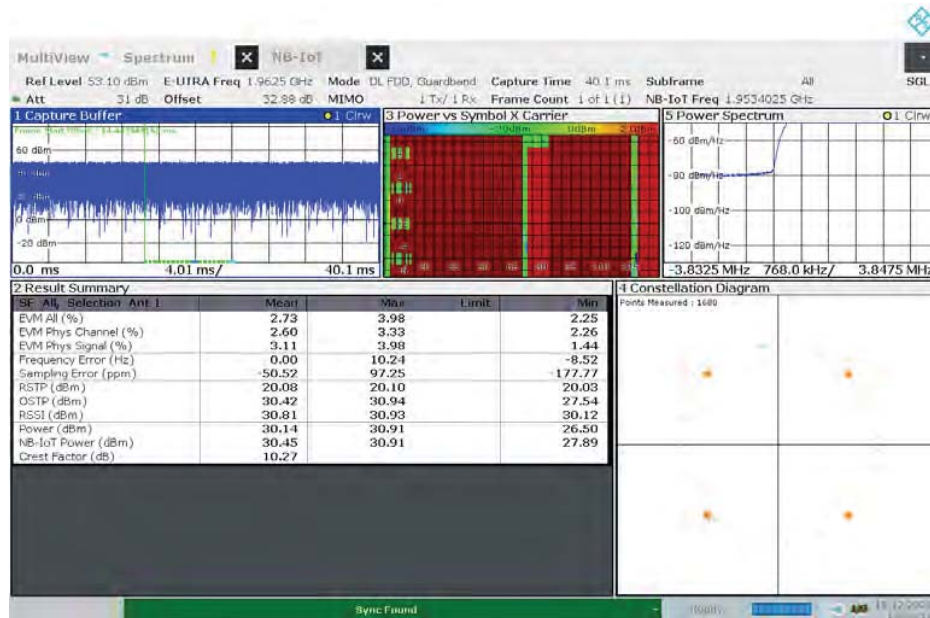
13:04:04 15.12.2023

I/Q constellation diagram with capture buffer – 64QAM (1962.5MHz) (20MHz Channel BW)



13:08:41 15.12.2023

I/Q constellation diagram with capture buffer – 256QAM (1962.5MHz)
 (20MHz Channel BW)

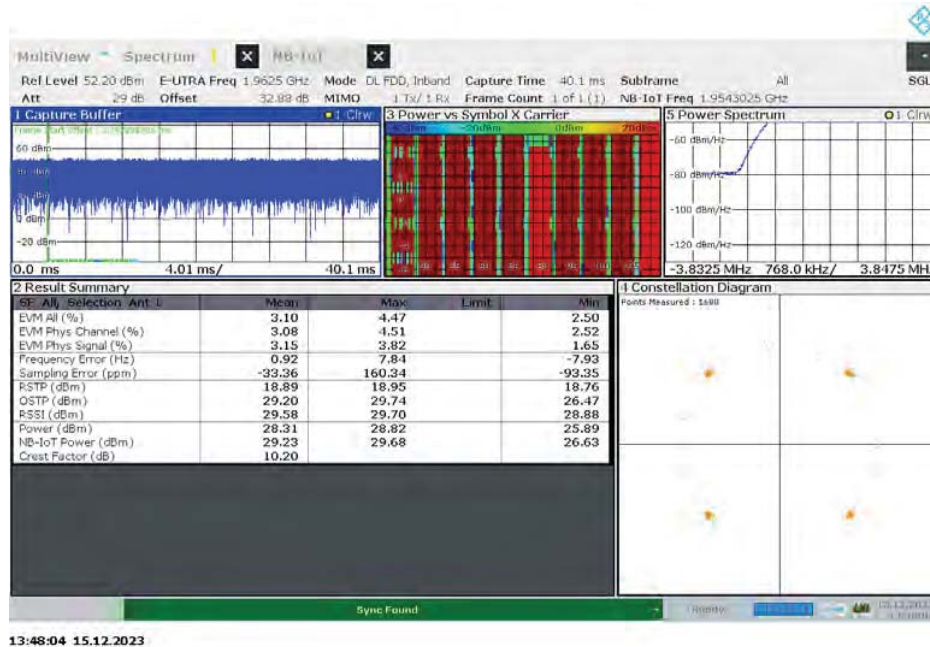


13:36:11 15.12.2023

I/Q constellation diagram with capture buffer – QPSK (N-TM) - NB-IoT GB
 (1962.5MHz)



I/Q constellation diagram with capture buffer – QPSK (N-TM) - NB-IoT SA (1962.5MHz)

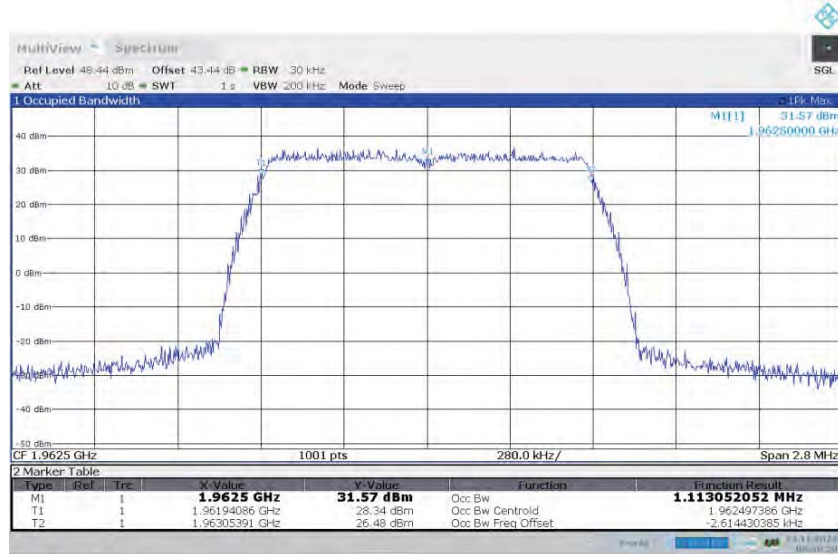


I/Q constellation diagram with capture buffer – QPSK (N-TM) - NB-IoT IB (1962.5MHz)

5.2.3. Test No. 3: Occupied Bandwidth

The 99% occupied bandwidth test method:

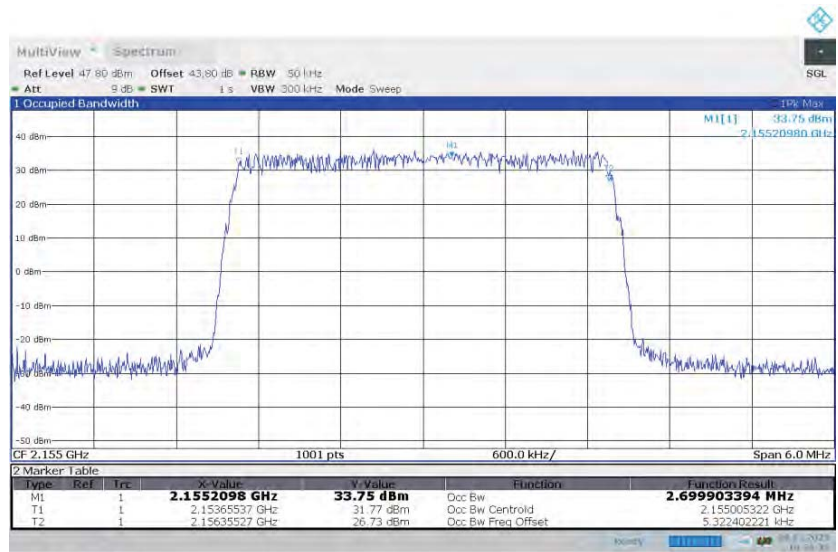
Occupied Bandwidth 1.4MHz BW B25



09:50:50 13.11.2023

E-TM 1.1, Modulation QPSK, Channel Frequency 1962.5MHz, Tx Port1

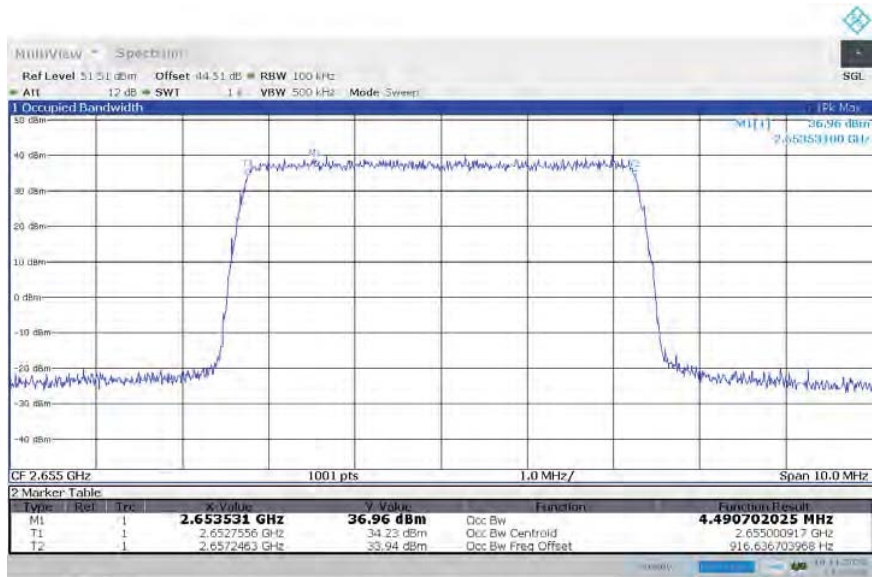
Occupied Bandwidth 3MHz BW B66



18:36:35 10.11.2023

E-TM 3.2, Modulation 16QAM, Channel Frequency 2155MHz, Tx Port1

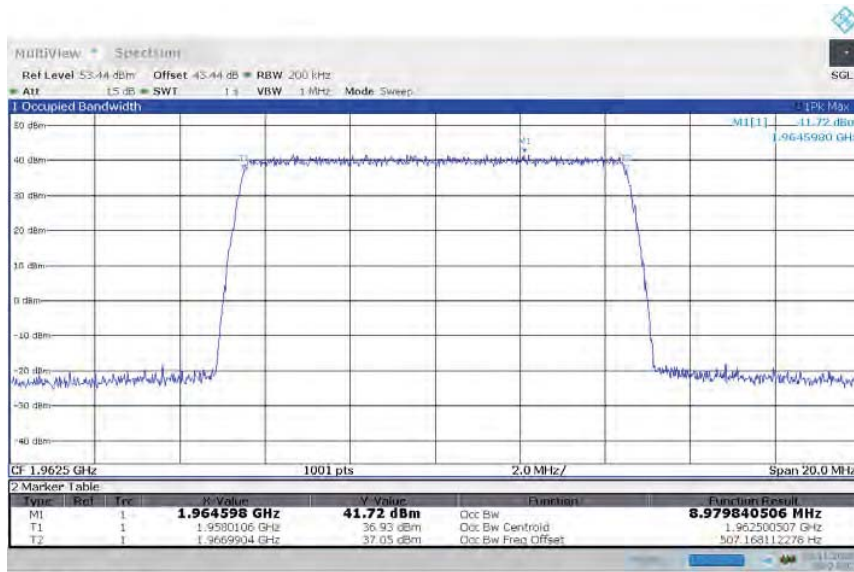
Occupied Bandwidth 5MHz BW B7



11:55:09 10.11.2023

E-TM 3.1, Modulation 64QAM, Channel Frequency 2655MHz, Tx Port1

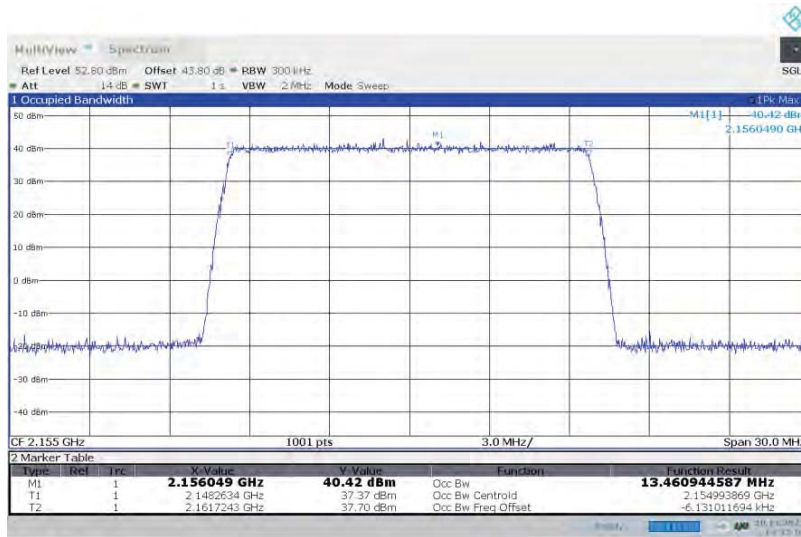
Occupied Bandwidth 10MHz BW B25



08:24:03 13.11.2023

E-TM 3.1a, Modulation 256QAM, Channel Frequency 1962.5MHz, Tx Port1

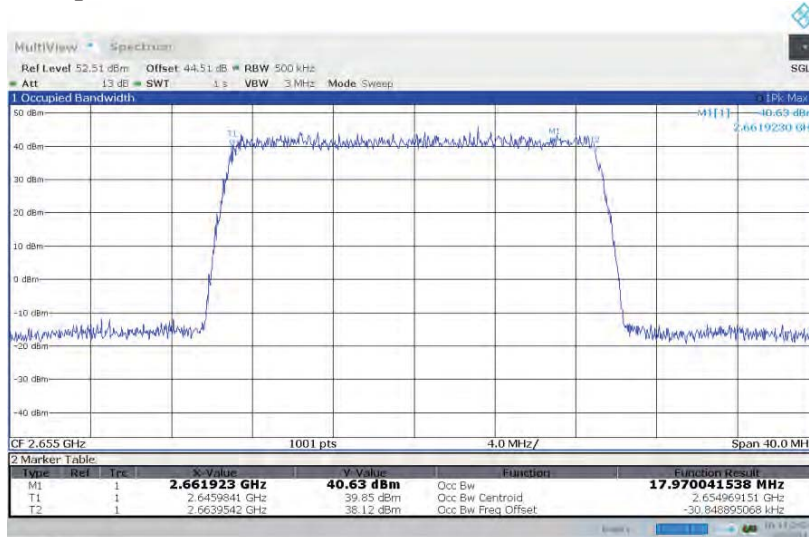
Occupied Bandwidth 15MHz BW B66



14:32:11 10.11.2023

E-TM 1.1, Modulation QPSK, Channel Frequency 2155MHz, Tx Port1

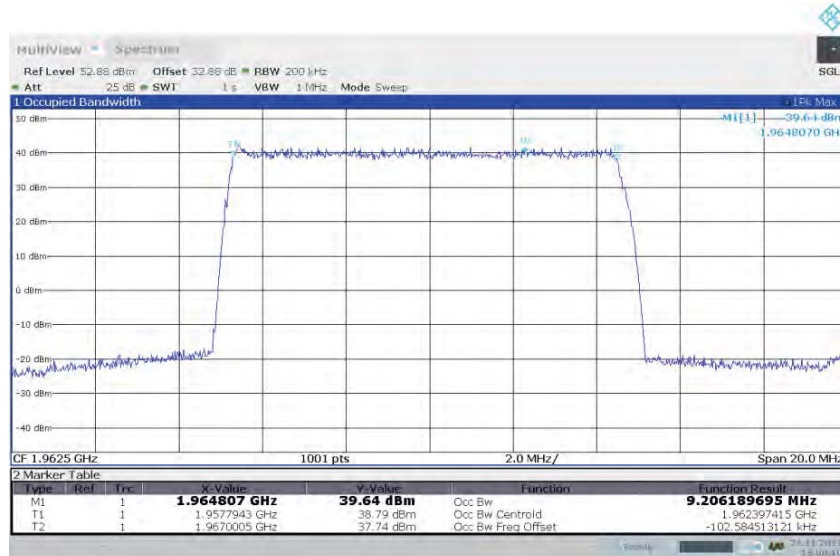
Occupied Bandwidth 20MHz BW B7



08:29:11 10.11.2023

E-TM 3.2, Modulation 16QAM, Channel Frequency 2655MHz, Tx Port1

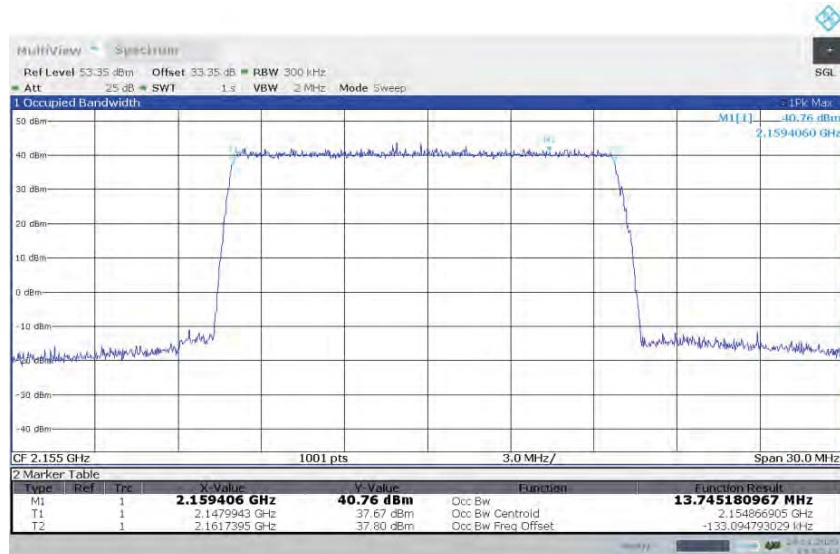
Occupied Bandwidth NB-IoT Guardband 10MHz BW B25



13:00:10 24.11.2023

E-TM1.1 with N-TM: E-UTRA NB-IoT GB, Modulation QPSK, Channel Frequency 1962.5MHz, Tx port 1

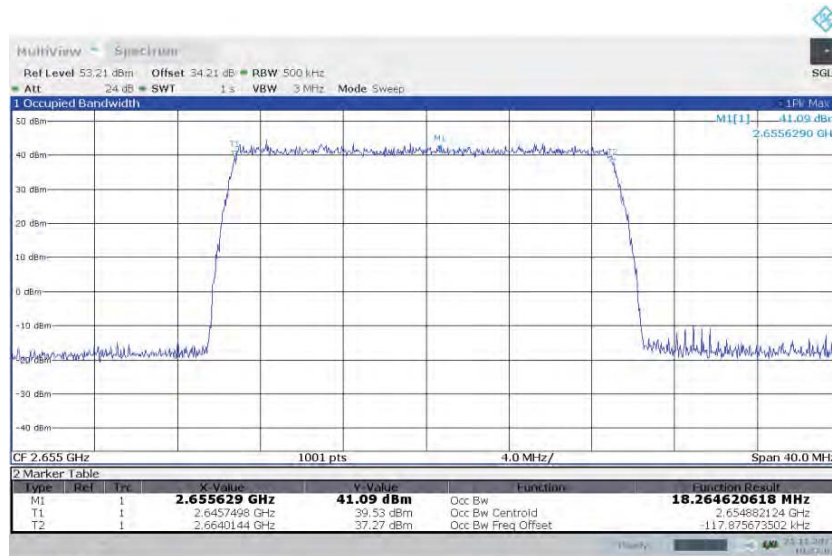
Occupied Bandwidth NB-IoT Guardband 15MHz BW B66



13:52:44 24.11.2023

E-TM1.1 with N-TM: E-UTRA NB-IoT GB, Modulation QPSK, Channel Frequency 2155MHz, Tx port 1

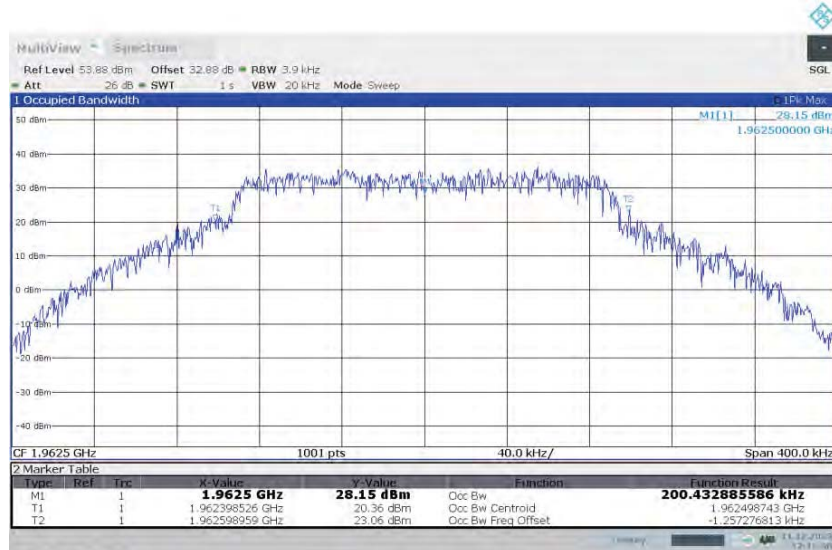
Occupied Bandwidth NB-IoT Guardband 20MHz BW B7



10:27:04 25.11.2023

E-TM1.1 with N-TM: E-UTRA NB-IoT GB, Modulation QPSK, Channel Frequency 2655MHz, Tx port 1

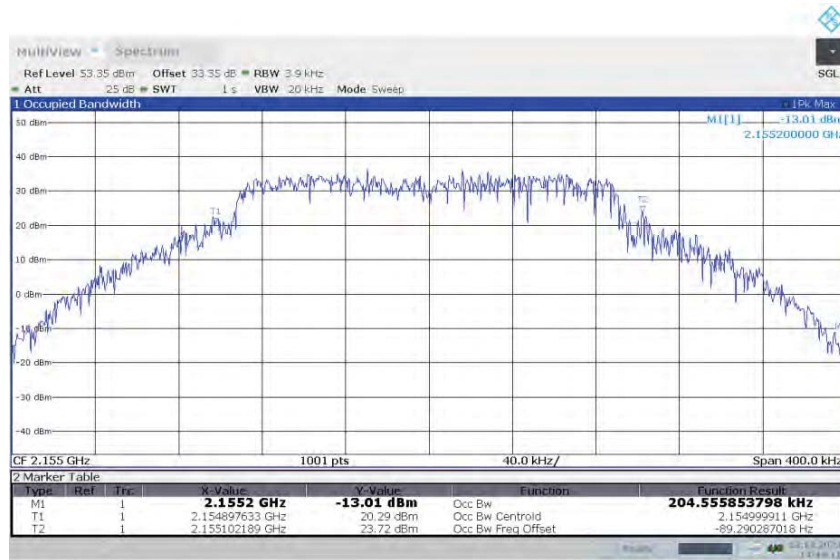
Occupied Bandwidth NB-IoT Standalone 200kHz BW B25



12:45:51 11.12.2023

N-TM: E-UTRA NB-IoT SA, Modulation QPSK, Channel Frequency 1962.5MHz, Tx port 1

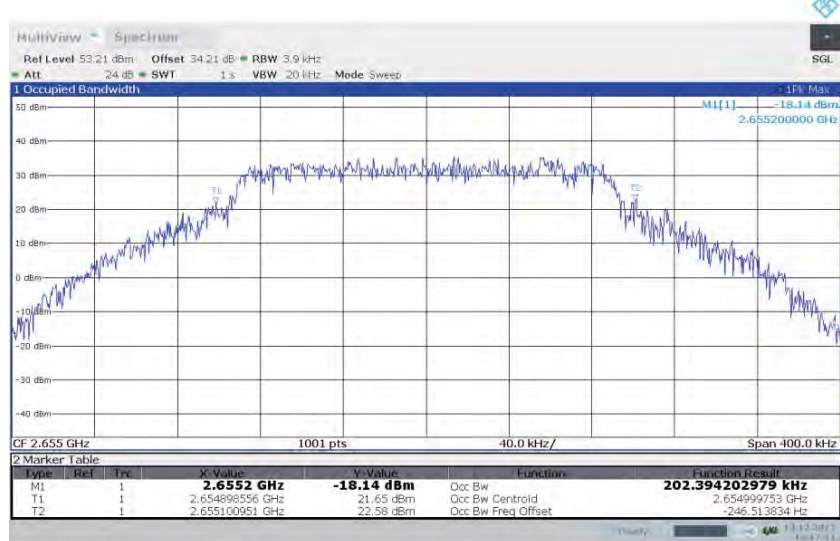
Occupied Bandwidth NB-IoT Standalone 200kHz BW B6



14:49:11 12.12.2023

N-TM: E-UTRA NB-IoT SA, Modulation QPSK, Channel Frequency 2155MHz, Tx port 1

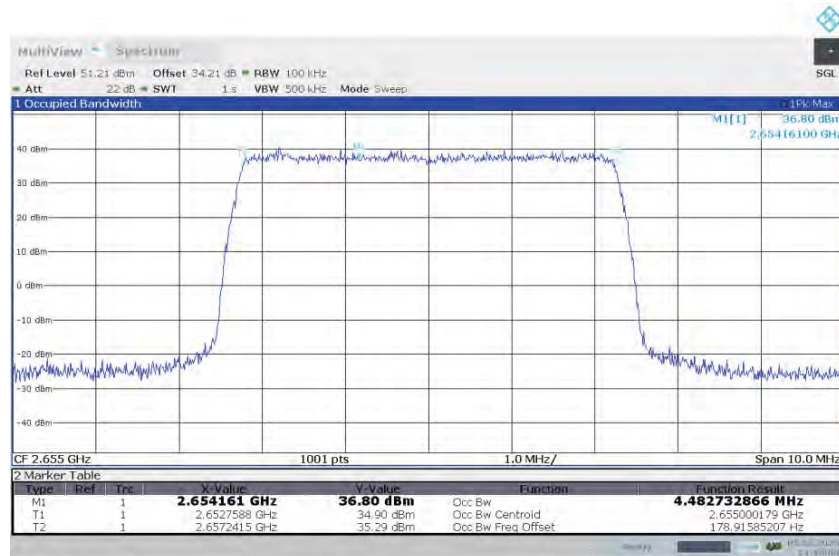
Occupied Bandwidth NB-IoT Standalone 200kHz BW B7



15:17:52 13.12.2023

N-TM: E-UTRA NB-IoT SA, Modulation QPSK, Channel Frequency 2655MHz, Tx port 1

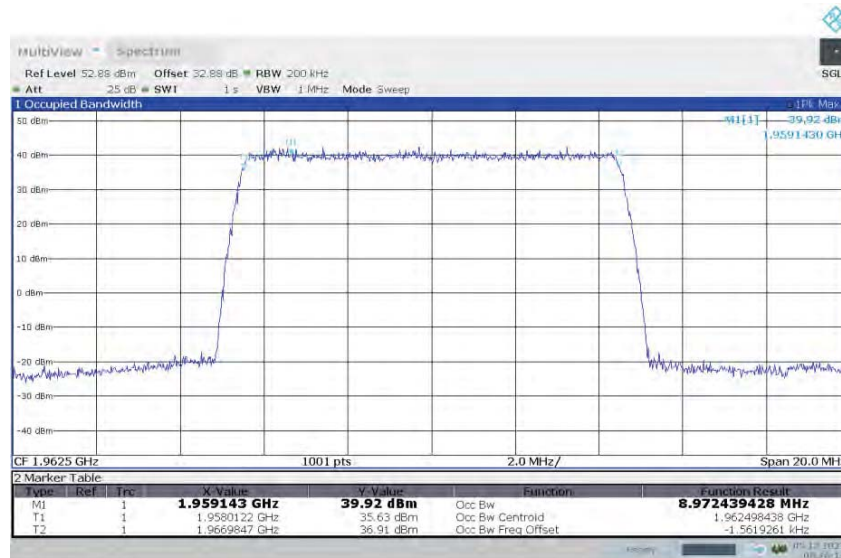
Occupied Bandwidth NB-IoT Inband 5MHz BW B7



11:50:08 05.12.2023

E-TM1.1 with N-TM: E-UTRA NB-IoT IB, Modulation QPSK, Channel Frequency 2655MHz, Tx port 1

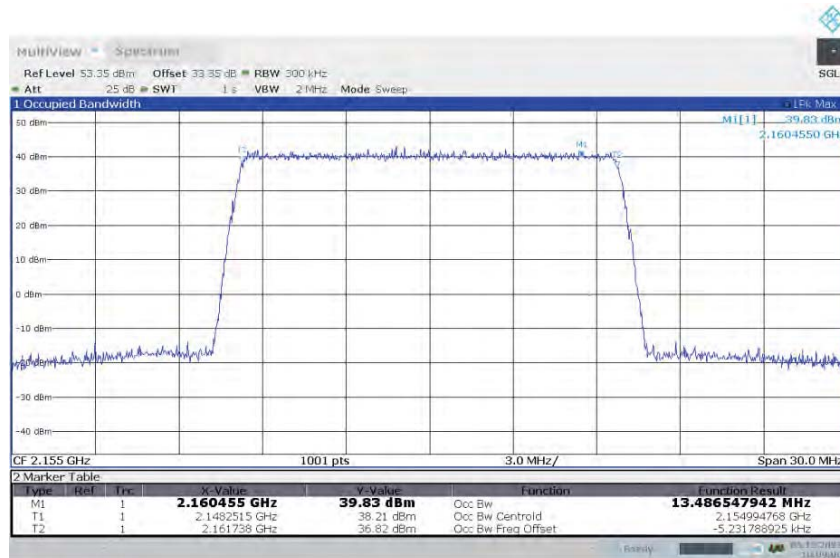
Occupied Bandwidth NB-IoT Inband 10MHz BW B25



08:26:14 05.12.2023

E-TM1.1 with N-TM: E-UTRA NB-IoT IB, Modulation QPSK, Channel Frequency 1962.5MHz, Tx port 1

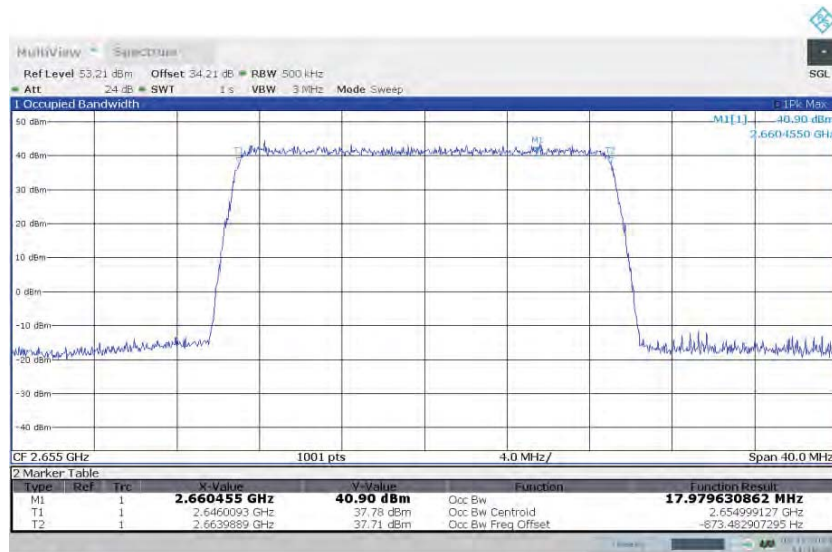
Occupied Bandwidth NB-IoT Inband 15MHz BW B66



10:09:09 05.12.2023

E-TM1.1 with N-TM: E-UTRA NB-IoT IB, Modulation QPSK, Channel Frequency 2155MHz, Tx port 1

Occupied Bandwidth NB-IoT Inband 20MHz BW B7



11:18:31 05.12.2023

E-TM1.1 with N-TM: E-UTRA NB-IoT IB, Modulation QPSK, Channel Frequency 2655MHz, Tx port 1