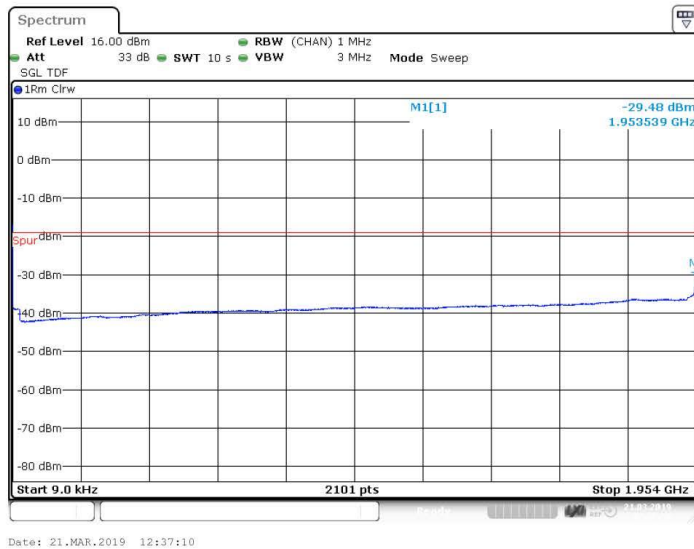




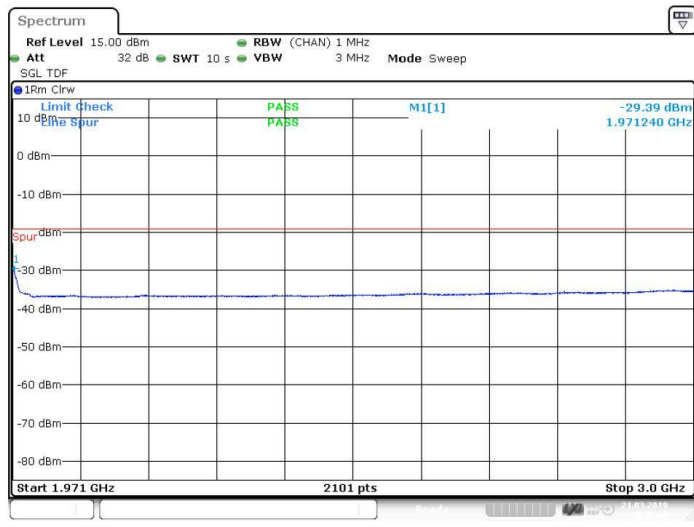
FCC ID:
VBNAHFB-01

Test Report No:
TYPEAPPR-1508717799-
611



Date: 21.MAR.2019 12:37:10

Figure 69 Spurious Emissions (9kHz – 1954MHz) - QPSK (1962.5 MHz) (15MHz Channel BW)



Date: 21.MAR.2019 12:36:13

Figure 70 Spurious Emissions (1971MHz – 3GHz) - QPSK (1962.5 MHz) (15MHz Channel BW)



FCC ID:
VBNAHFB-01

Test Report No:
TYPEAPPR-1508717799-
611

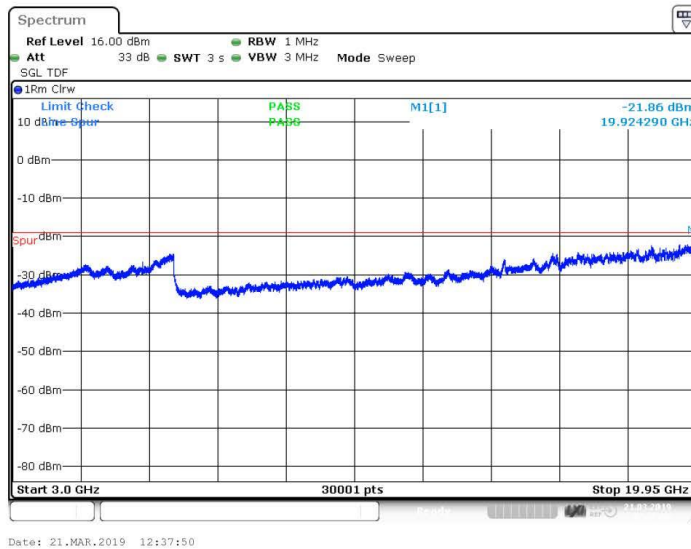


Figure 71 Spurious Emissions (3GHz – 19.950GHz) – QPSK (1962.5 MHz) (15MHz Channel BW)

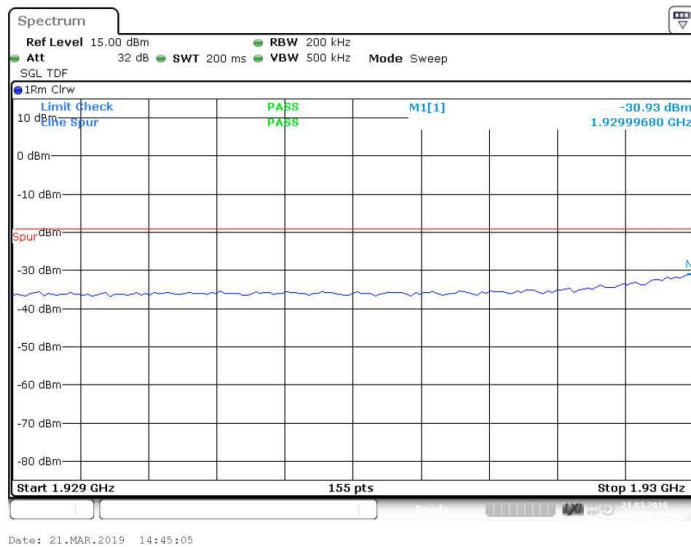
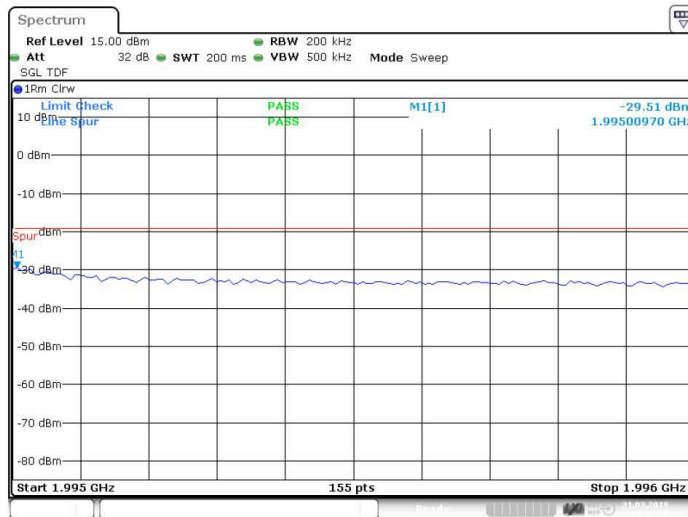


Figure 72 Spurious Emissions (Lower Band Edge) – 16QAM (1937.5 MHz) (15MHz Channel BW)



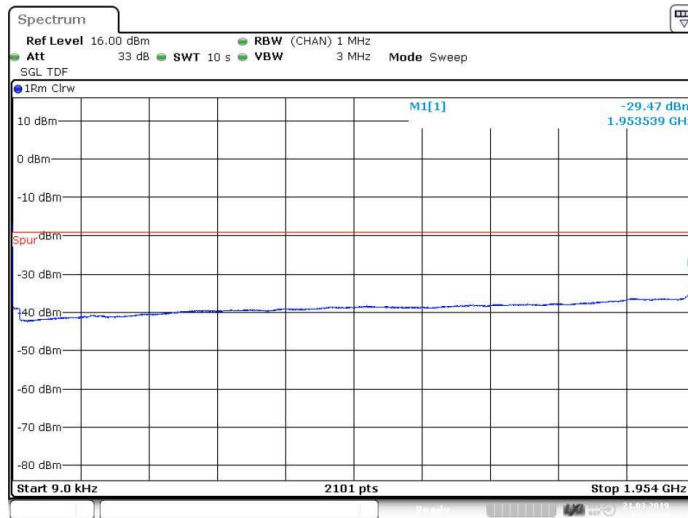
FCC ID:
VBNAHFB-01

Test Report No:
TYPEAPPR-1508717799-
611



Date: 21-MAR-2019 14:47:37

**Figure 73 Spurious Emissions (Upper Band Edge) – 16QAM (1987.5 MHz)
(15MHz Channel BW)**



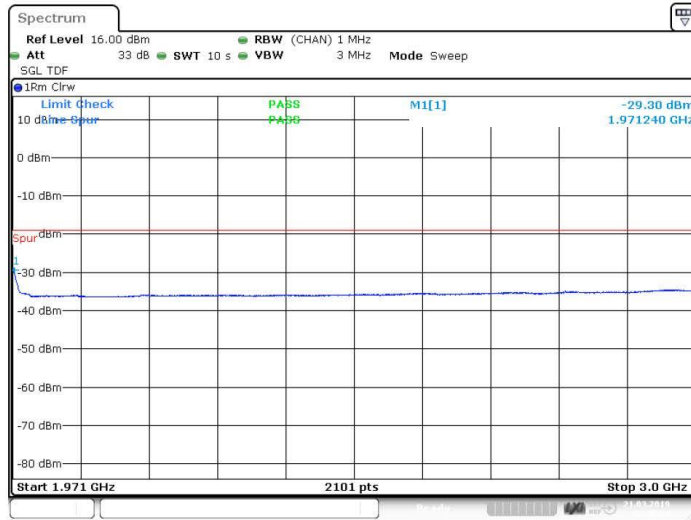
Date: 21-MAR-2019 12:41:00

**Figure 74 Spurious Emissions (9kHz – 1954MHz) – 16QAM (1962.5 MHz)
(15MHz Channel BW)**



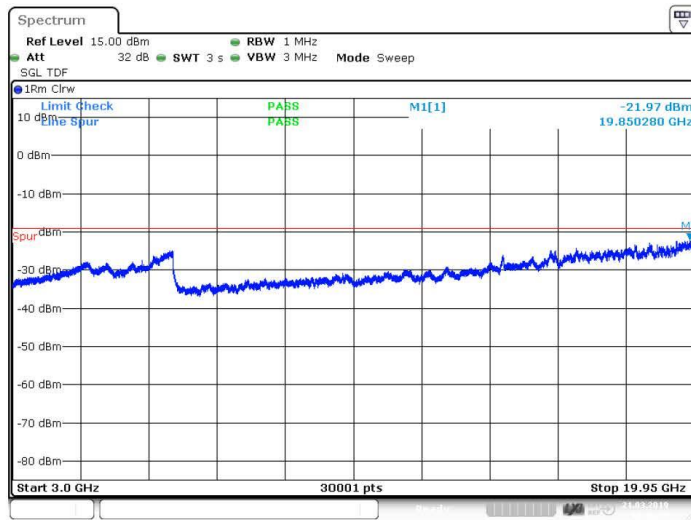
FCC ID:
VBNAHFB-01

Test Report No:
TYPEAPPR-1508717799-
611



Date: 21.MAR.2019 12:40:13

**Figure 75 Spurious Emissions (1971MHz – 3GHz) – 16QAM (1962.5 MHz)
(15MHz Channel BW)**



Date: 21.MAR.2019 12:41:14

**Figure 76 Spurious Emissions (3GHz – 19.95GHz) – 16QAM (1962.5 MHz)
(15MHz Channel BW)**



FCC ID:
VBNAHFB-01

Test Report No:
TYPEAPPR-1508717799-
611

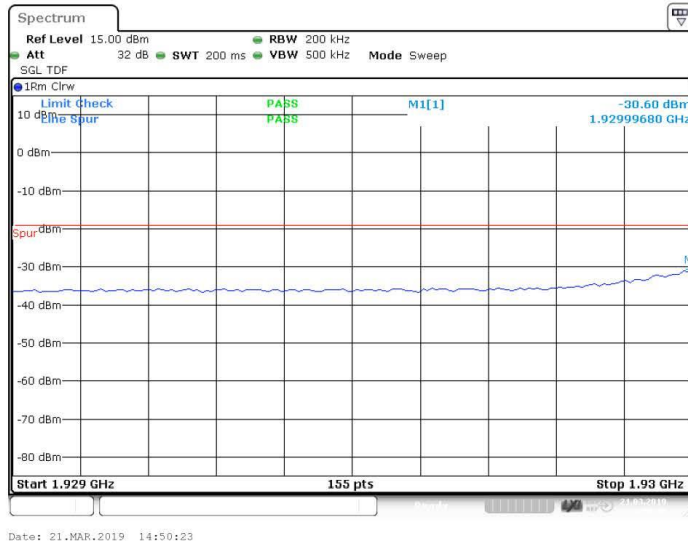


Figure 77 Spurious Emissions (Lower Band Edge) – 64QAM (1937.5 MHz) (15MHz Channel BW)

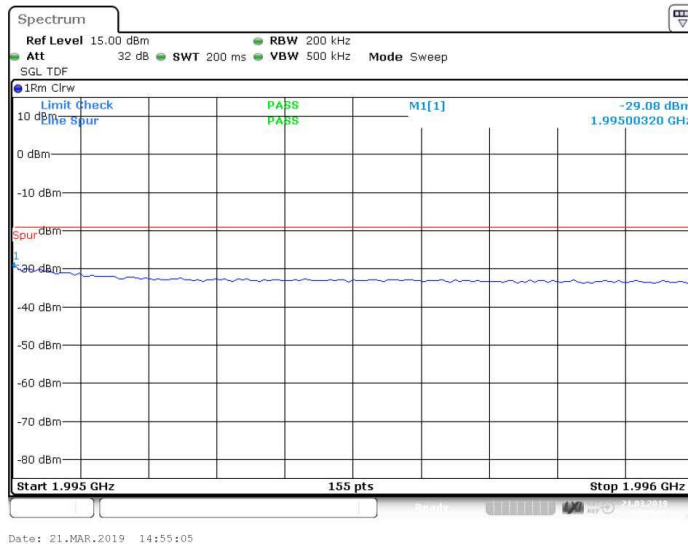
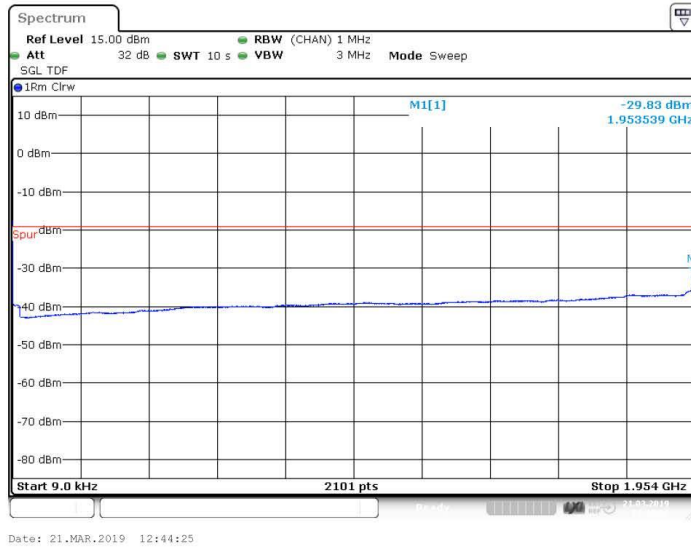


Figure 78 Spurious Emissions (Upper Band Edge) – 64QAM (1987.5 MHz) (15MHz Channel BW)



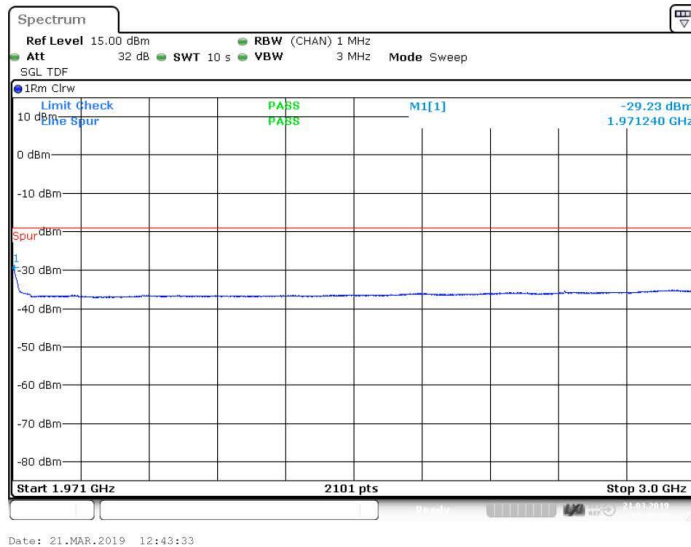
FCC ID:
VBNAHFB-01

Test Report No:
TYPEAPPR-1508717799-
611



Date: 21.MAR.2019 12:44:25

Figure 79 Spurious Emissions (9kHz – 1954MHz) – 64QAM (1962.5 MHz) (15MHz Channel BW)



Date: 21.MAR.2019 12:43:33

Figure 80 Spurious Emissions (1971MHz – 3GHz) – 64QAM (1962.5 MHz) (15MHz Channel BW)



FCC ID:
VBNAHFB-01

Test Report No:
TYPEAPPR-1508717799-
611

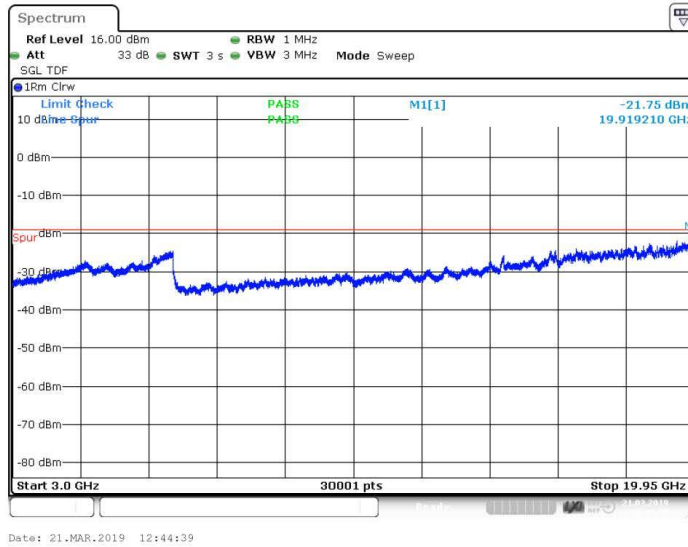


Figure 81 Spurious Emissions (3GHz – 19.950GHz) – 64QAM (1962.5 MHz) (15MHz Channel BW)

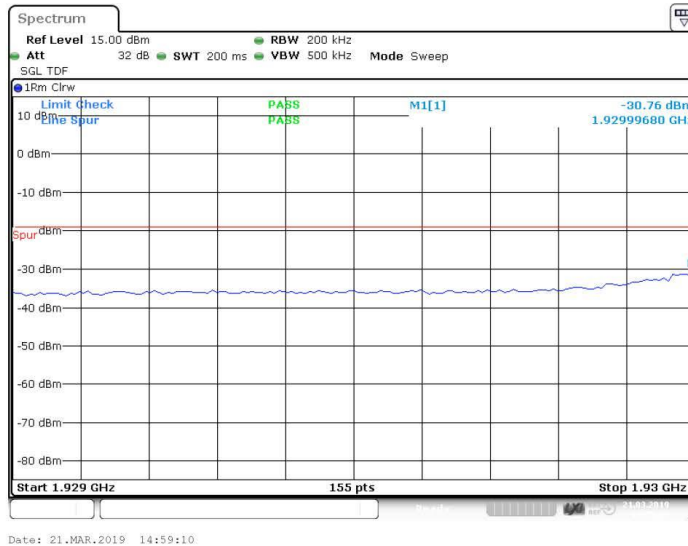
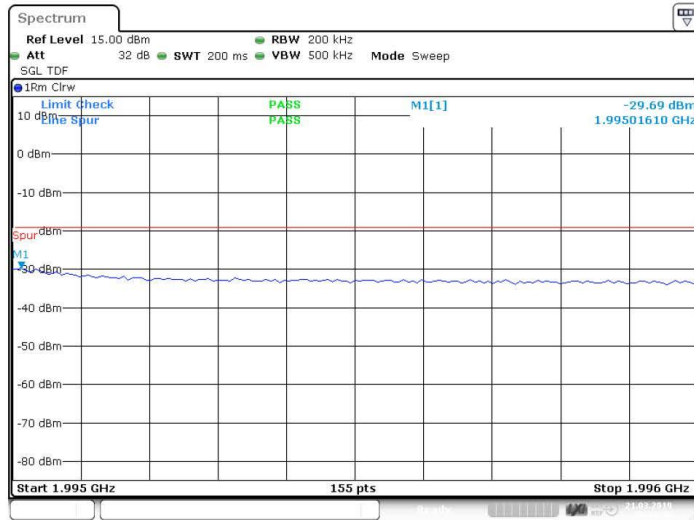


Figure 82 Spurious Emissions (Lower Band Edge) – 256QAM (1937.5 MHz) (15MHz Channel BW)



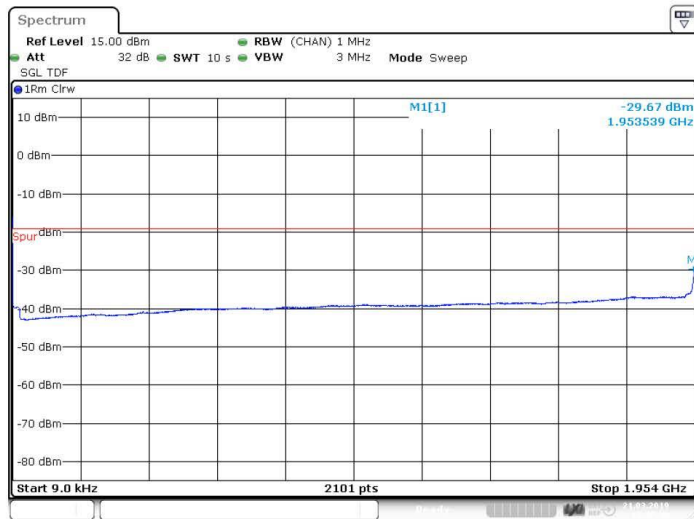
FCC ID:
VBNAHFB-01

Test Report No:
TYPEAPPR-1508717799-
611



Date: 21.MAR.2019 15:01:49

Figure 83 Spurious Emissions (Upper Band Edge) – 256QAM (1987.5 MHz) (15MHz Channel BW)



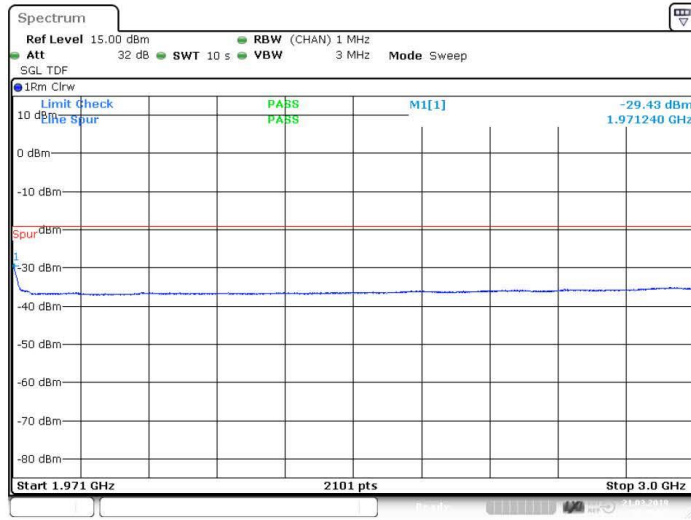
Date: 21.MAR.2019 12:47:33

Figure 84 Spurious Emissions (9kHz – 1954MHz) – 256QAM (1962.5 MHz) (15MHz Channel BW)



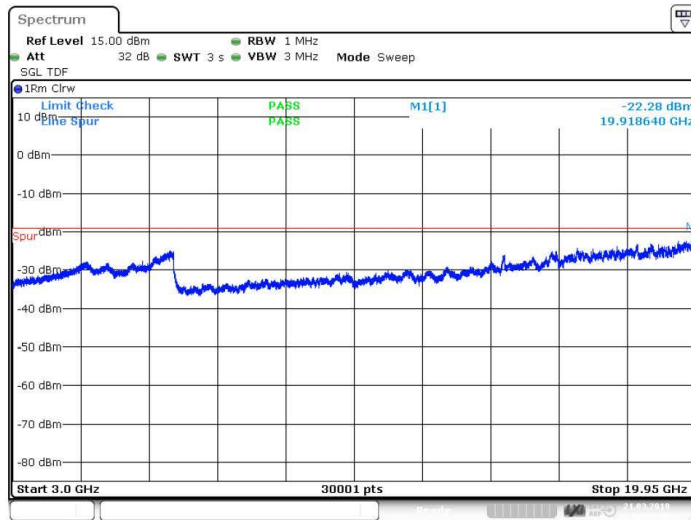
FCC ID:
VBNAHFB-01

Test Report No:
TYPEAPPR-1508717799-
611



Date: 21.MAR.2019 12:46:53

Figure 85 Spurious Emissions (1971MHz – 3GHz) – 256QAM (1962.5 MHz) (20MHz Channel BW)



Date: 21.MAR.2019 12:47:48

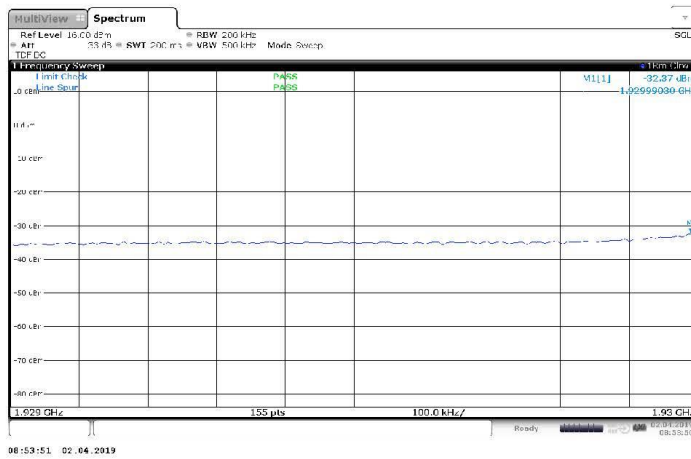
Figure 86 Spurious Emissions (3GHz – 19.950GHz) – 256QAM (1962.5 MHz) (15MHz Channel BW)



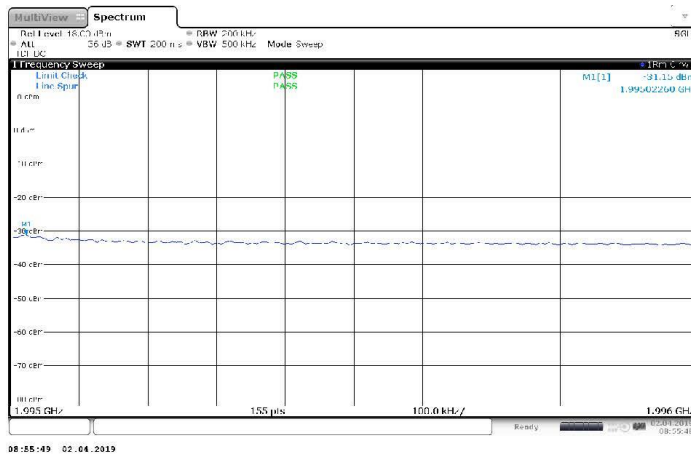
FCC ID:
VBNAHFB-01

Test Report No:
TYPEAPPR-1508717799-
611

Config D ANT1:



**Figure 87 Spurious Emissions (Lower Band Edge) – QPSK (1940.0 MHz)
(20MHz Channel BW)**

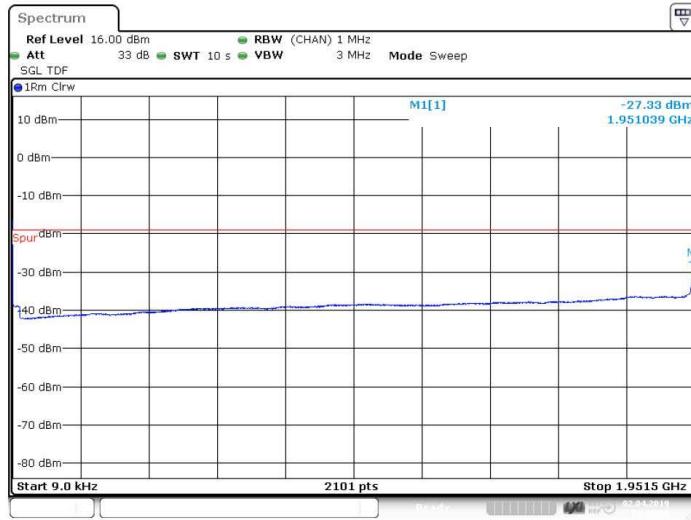


**Figure 88 Spurious Emissions (Upper Band Edge) – QPSK (1985.0 MHz)
(20MHz Channel BW)**



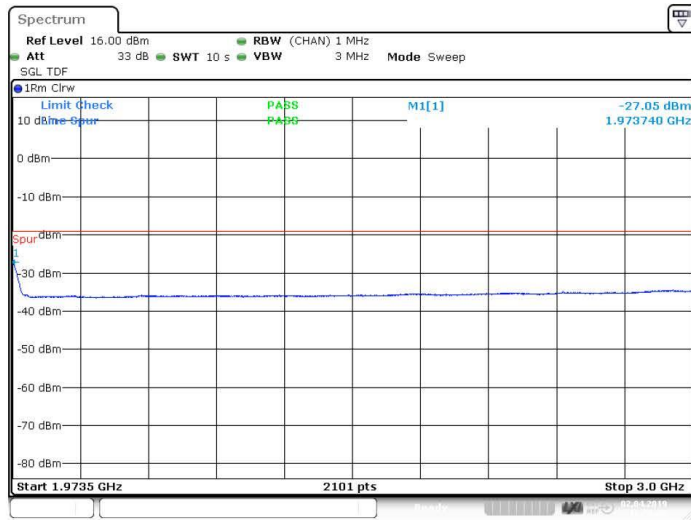
FCC ID:
VBNAHFB-01

Test Report No:
TYPEAPPR-1508717799-
611



Date: 2.APR.2019 16:59:03

Figure 89 Spurious Emissions (9kHz – 1951.5MHz) - QPSK (1962.5 MHz) (20MHz Channel BW)



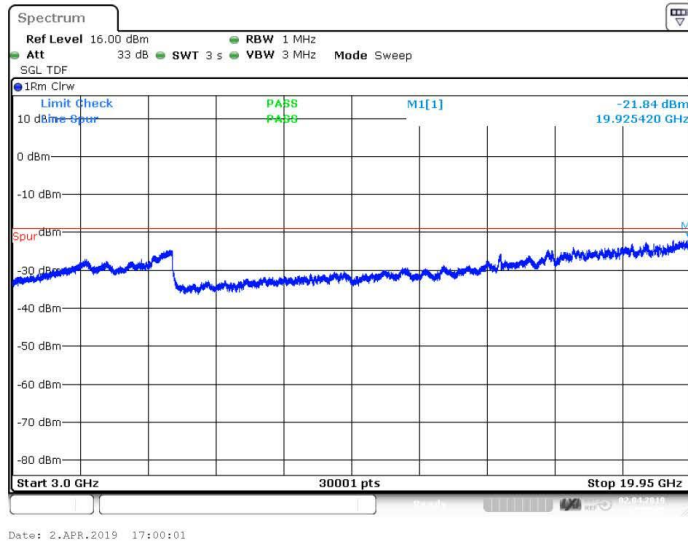
Date: 2.APR.2019 16:58:06

Figure 90 Spurious Emissions (1973.5MHz – 3GHz) – QPSK (1962.5 MHz) (20MHz Channel BW)

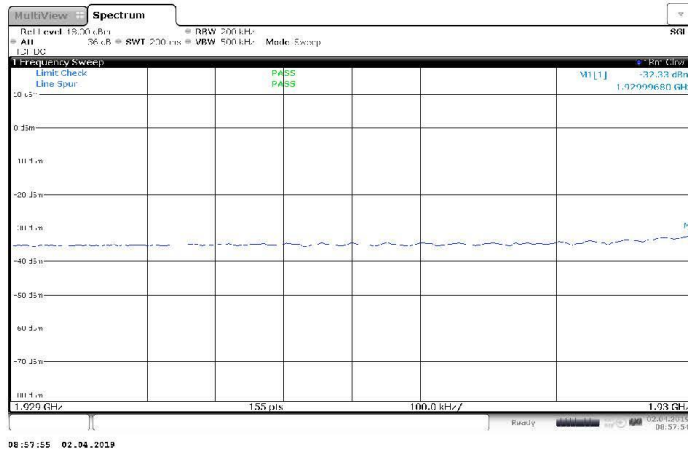


FCC ID:
VBNAHFB-01

Test Report No:
TYPEAPPR-1508717799-
611



**Figure 91 Spurious Emissions (3GHz – 19.95GHz) – QPSK (1962.5 MHz)
(20MHz Channel BW)**

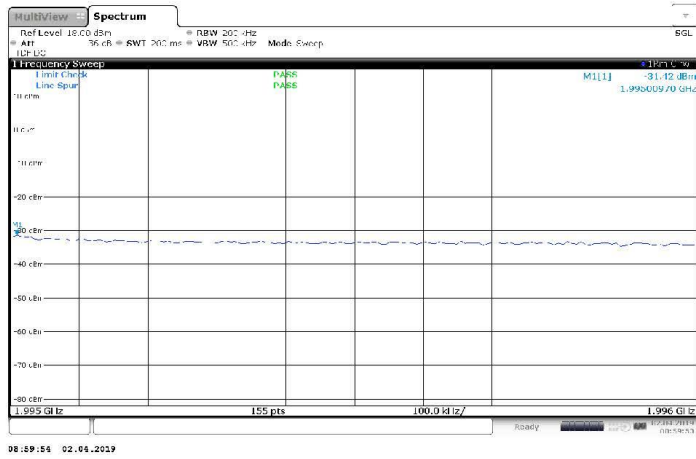


**Figure 92 Spurious Emissions (Lower Band Edge) – 16QAM (1940.0 MHz)
(20MHz Channel BW)**

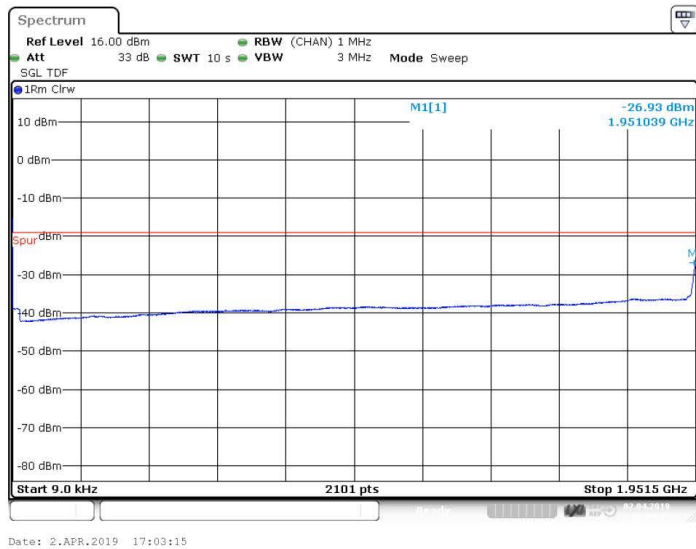


FCC ID:
VBNAHFB-01

Test Report No:
TYPEAPPR-1508717799-
611



**Figure 93 Spurious Emissions (Upper Band Edge) – 16QAM (1985.0 MHz)
(20MHz Channel BW)**

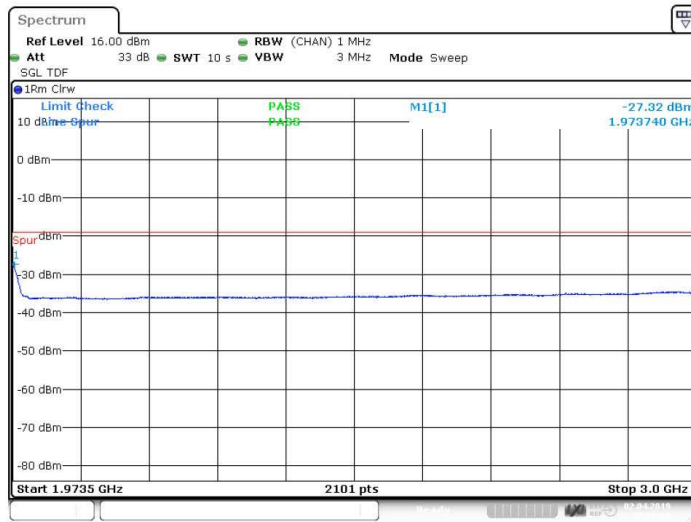


**Figure 94 Spurious Emissions (9kHz – 1951.5MHz) – 16QAM (1962.5 MHz)
(20MHz Channel BW)**



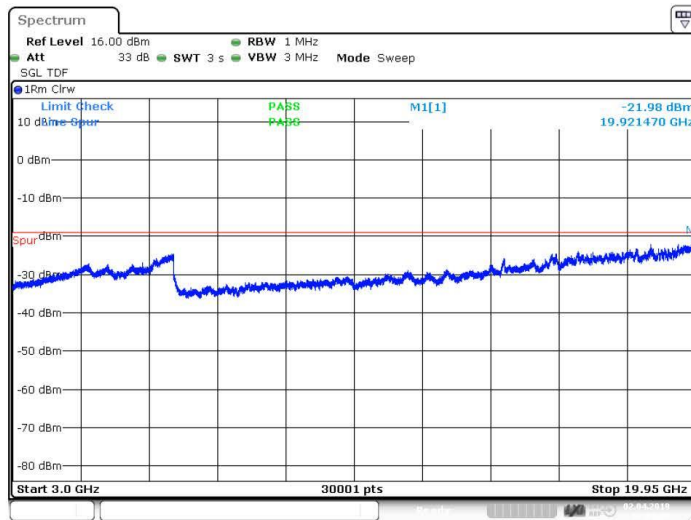
FCC ID:
VBNAHFB-01

Test Report No:
TYPEAPPR-1508717799-
611



Date: 2.APR.2019 17:02:14

Figure 95 Spurious Emissions (1973.5MHz – 3GHz) – 16QAM (1962.5 MHz) (20MHz Channel BW)



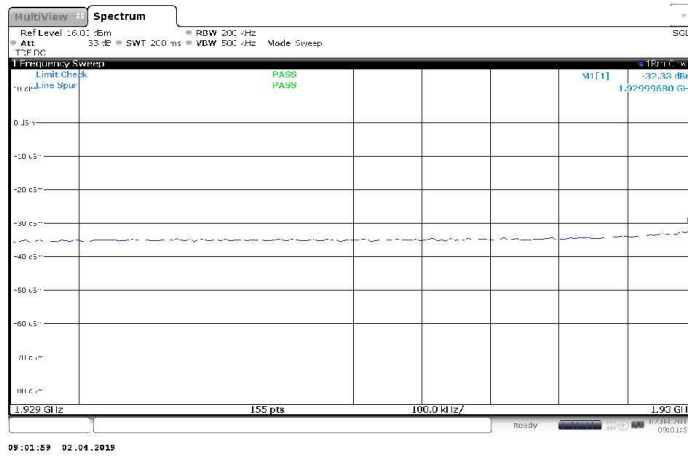
Date: 2.APR.2019 17:03:27

Figure 96 Spurious Emissions (3GHz – 19.950GHz) – 16QAM (1962.5 MHz) (20MHz Channel BW)

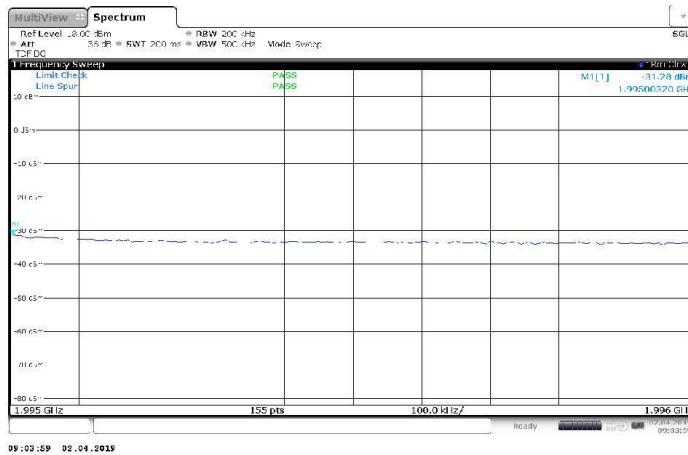


FCC ID:
VBNAHFB-01

Test Report No:
TYPEAPPR-1508717799-
611



**Figure 97 Spurious Emissions (Lower Band Edge) – 64QAM (1940.0 MHz)
(20MHz Channel BW)**

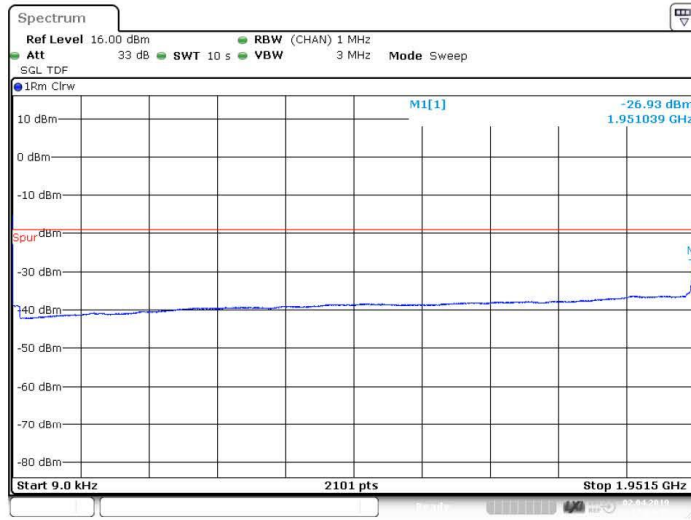


**Figure 98 Spurious Emissions (Upper Band Edge) – 64QAM (1985.0 MHz)
(20MHz Channel BW)**



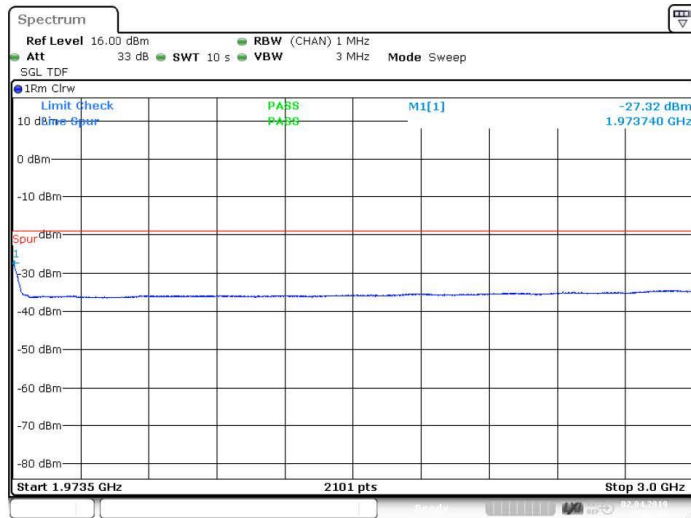
FCC ID:
VBNAHFB-01

Test Report No:
TYPEAPPR-1508717799-
611



Date: 2.APR.2019 17:03:15

Figure 99 Spurious Emissions (9kHz – 1951.5MHz) – 64QAM (1962.5 MHz) (20MHz Channel BW)



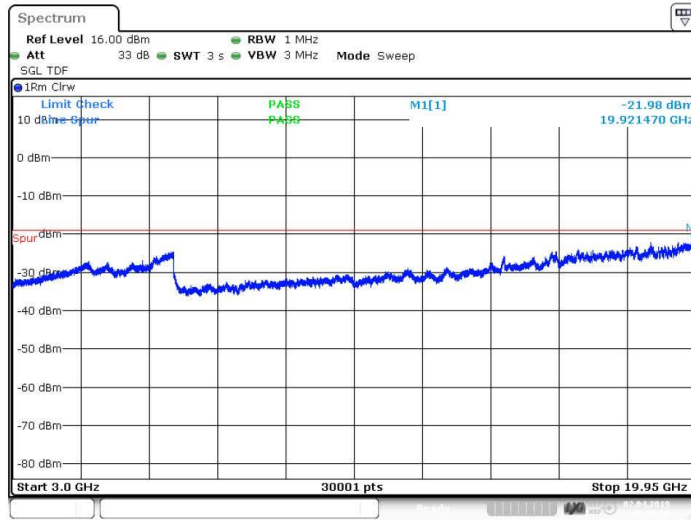
Date: 2.APR.2019 17:02:14

Figure 100 Spurious Emissions (1973.5MHz – 3GHz) – 64QAM ((1962.5 MHz) (20MHz Channel BW)



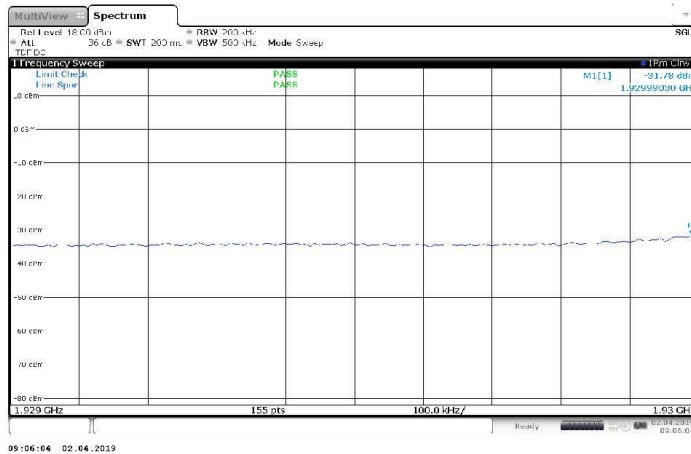
FCC ID:
VBNAHFB-01

Test Report No:
TYPEAPPR-1508717799-
611



Date: 2.APR.2019 17:03:27

Figure 101 Spurious Emissions (3GHz – 19.950GHz) – 64QAM ((1962.5 MHz) (20MHz Channel BW)



09:06:04 02:04:2019

Figure 102 Spurious Emissions (Lower Band Edge) – 256QAM (1940.0 MHz) (20MHz Channel BW)



FCC ID:
VBNAHFB-01

Test Report No:
TYPEAPPR-1508717799-
611

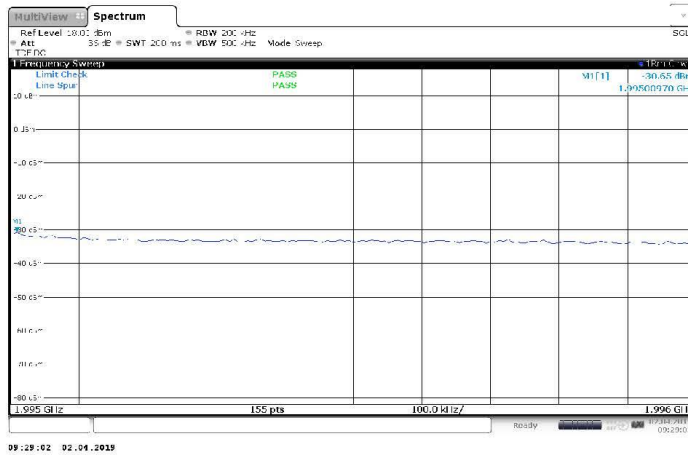


Figure 103 Spurious Emissions (Upper Band Edge) – 256QAM (1985.0 MHz) (20MHz Channel BW)

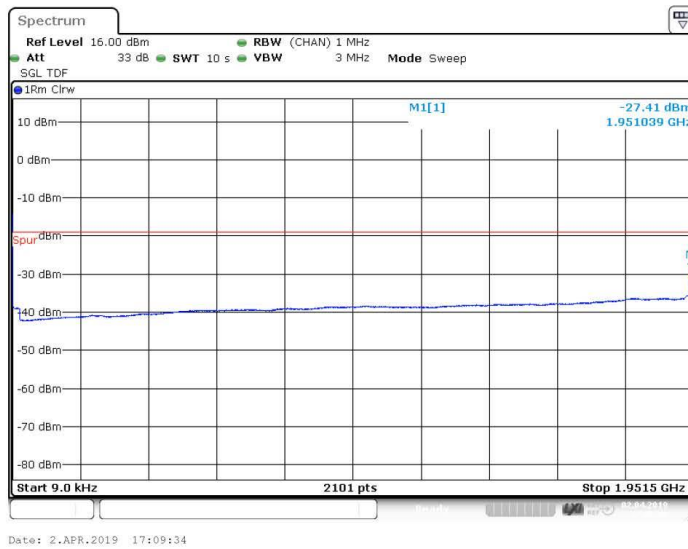


Figure 104 Spurious Emissions (9kHz – 1951.5MHz) – 256QAM (1962.5 MHz) (20MHz Channel BW)



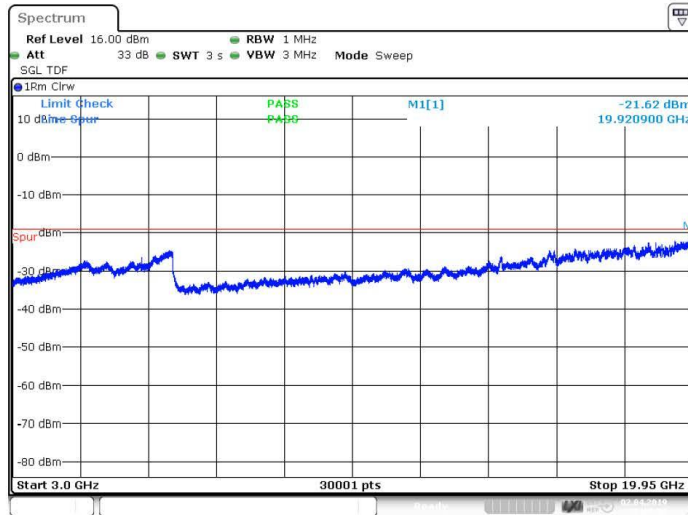
FCC ID:
VBNAHFB-01

Test Report No:
TYPEAPPR-1508717799-
611



Date: 2.APR.2019 17:09:07

**Figure 105 Spurious Emissions (1973.5MHz – 3GHz) – 256QAM 1962.5 MHz)
(20MHz Channel BW)**



Date: 2.APR.2019 17:09:53

**Figure 106 Spurious Emissions (3GHz – 19.950GHz) – 256QAM 1962.5 MHz)
(20MHz Channel BW)**



FCC ID:
VBNAHFB-01

Test Report No:
TYPEAPPR-1508717799-
611

5.2.4. Test No. 5: Field Strength of Spurious Radiation

Config A, B, C, D:




Figure 107 Photograph of the anechoic chamber with the EUT

FCC 47 CFR part 24

FCC 47 CFR part 24 (2018)

10. Apr 2019
Page 95 of 113



FCC ID:
VBNAHFB-01

Test Report No:
TYPEAPPR-1508717799-
611

Config A:

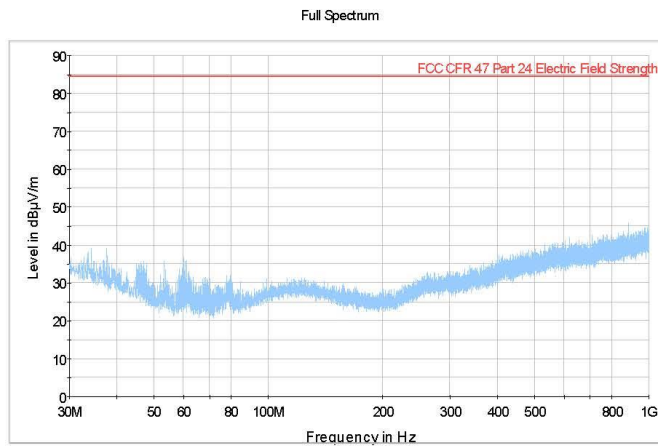


Figure 108 Radiated Emission 30 MHz – 1 GHz (1932.5MHz) (5MHz Channel BW)

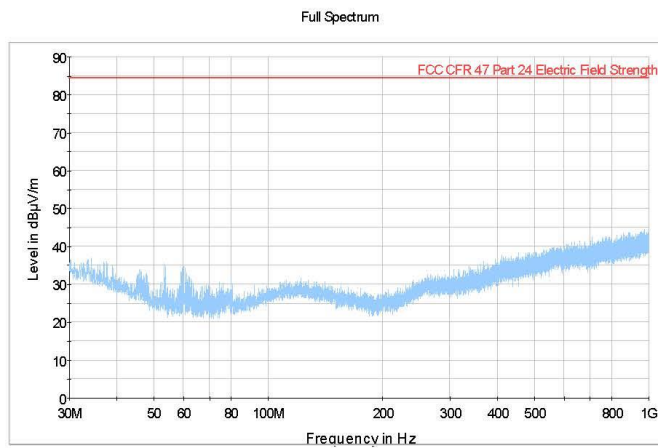


Figure 109 Radiated Emission 30 MHz – 1 GHz (1962.5MHz) (5MHz Channel BW)



FCC ID:
VBNAHFB-01

Test Report No:
TYPEAPPR-1508717799-
611

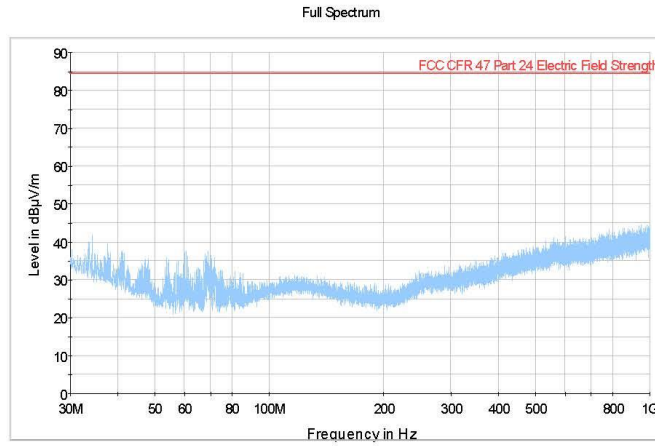


Figure 110 Radiated Emission 30 MHz – 1 GHz (1992.5 MHz) (5MHz Channel BW)

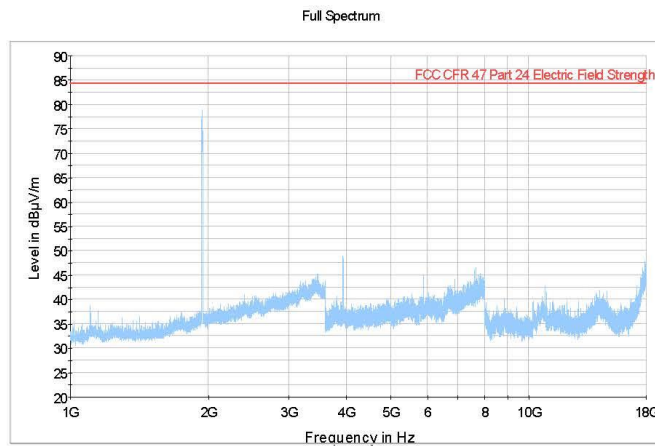


Figure 111 Radiated Emission 1 GHz – 18 GHz (1932.5MHz) (5MHz Channel BW)



FCC ID:
VBNAHFB-01

Test Report No:
TYPEAPPR-1508717799-
611

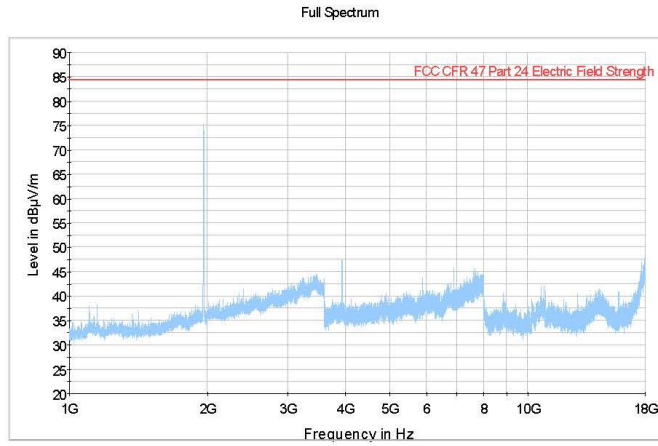


Figure 112 Radiated Emission 1 GHz – 18 GHz (1962.5MHz) (5MHz Channel BW)

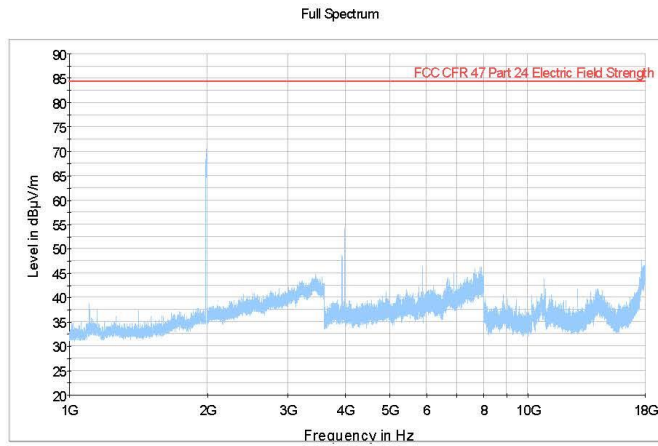


Figure 113 Radiated Emission 1 GHz – 18 GHz (1992.5MHz) (5MHz Channel BW)