

Exhibit 12 Test Setup Photos.


SECTION 2.1033(c) (21)

Contain at least one drawing or photograph showing the test set-up for each of the required types of tests applicable to the device for which certification is requested. These drawings or photographs must show enough detail to confirm other information contained in the test report. Any photographs used must be focused originals without glare or dark spots and must clearly show the test configuration used.


Response:

The following Photos show the test setup for the measurements in the Test Report.


Radiate Product Configuration on the Turntable.




Support and Remote Test Control




Radiated Setup for Channel Power, Occupied Bandwidth, Edge of band and Modulation.




Radiated Spurious Setup for 40-100 GHz




Radiated Emissions 30MHz-1 GHz



Radiated Emissions 1 GHz-18 GHz



Radiated Emissions 18 GHz-26.5 GHz



Radiated Emissions 26.5 GHz-40 GHz

