

**APPENDIX A:  
Liquid Level Photo**

**Tissue MSL2600MHz D=150mm**



Test Laboratory: Bureau Veritas ADT

**M01-5M-QPSK1\_2-Ch26****DUT: Mobile WiMax USB Adapter ; Type: US211**

Communication System: FCC Wimax ; Frequency: 2505 MHz ; Duty Cycle: 1:3.19 ; Modulation type: QPSK

Medium: MSL2600 Medium parameters used:  $f = 2505$  MHz;  $\sigma = 2.07$  mho/m;  $\epsilon_r = 51.7$ ;  $\rho = 1000$  kg/m<sup>3</sup>  
Phantom section: Flat Section ; Separation distance : 5 mm (The back side of the EUT to the Phantom)

## DASY4 Configuration:

- Probe: EX3DV3 - SN3504 ; ConvF(7.33, 7.33, 7.33) ; Calibrated: 2009/1/21
- Sensor-Surface: 3mm (Mechanical Surface Detection)
- Electronics: DAE3 Sn510 ; Calibrated: 2009/1/21
- Phantom: SAM 12 ; Type: SAM V4.0 ; Serial: TP 1202
- Measurement SW: DASY4, V4.7 Build 80 ; Postprocessing SW: SEMCAD, V1.8 Build 186

**Low Channel 26/Area Scan (5x8x1):** Measurement grid: dx=15mm, dy=15mm

Maximum value of SAR (measured) = 0.849 mW/g

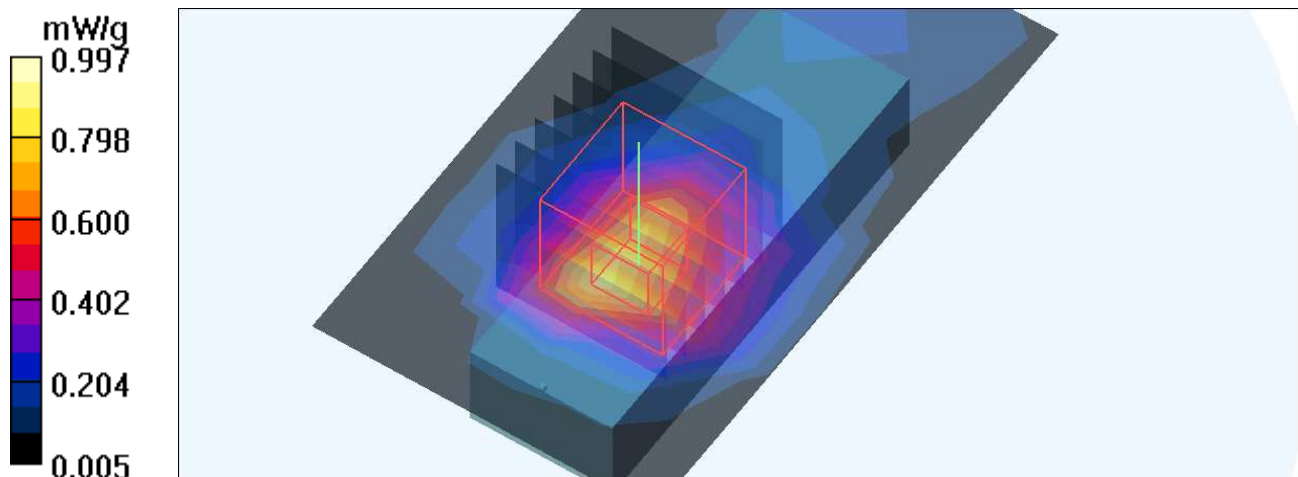
**Low Channel 26/Zoom Scan (7x7x7) (7x7x7)/Cube 0:** Measurement grid: dx=5mm, dy=5mm, dz=5mm

Reference Value = 19.0 V/m; Power Drift = -0.146 dB

Peak SAR (extrapolated) = 1.57 W/kg

SAR(1 g) = **0.765 mW/g**; SAR(10 g) = 0.365 mW/g

Maximum value of SAR (measured) = 0.997 mW/g



Test Laboratory: Bureau Veritas ADT

**M01-5M-QPSK1\_2-Ch406****DUT: Mobile WiMax USB Adapter ; Type: US211**

Communication System: FCC Wimax ; Frequency: 2600 MHz ; Duty Cycle: 1:3.19 ; Modulation type: QPSK

Medium: MSL2600 Medium parameters used:  $f = 2600$  MHz;  $\sigma = 2.23$  mho/m;  $\epsilon_r = 51.4$ ;  $\rho = 1000$  kg/m<sup>3</sup>  
Phantom section: Flat Section ; Separation distance : 5 mm (The back side of the EUT to the Phantom)

DASY4 Configuration:

- Probe: EX3DV3 - SN3504 ; ConvF(7.33, 7.33, 7.33) ; Calibrated: 2009/1/21
- Sensor-Surface: 3mm (Mechanical Surface Detection)
- Electronics: DAE3 Sn510 ; Calibrated: 2009/1/21
- Phantom: SAM 12 ; Type: SAM V4.0 ; Serial: TP 1202
- Measurement SW: DASY4, V4.7 Build 80 ; Postprocessing SW: SEMCAD, V1.8 Build 186

**Mid Channel 406/Area Scan (5x8x1):** Measurement grid: dx=15mm, dy=15mm

Maximum value of SAR (measured) = 1.06 mW/g

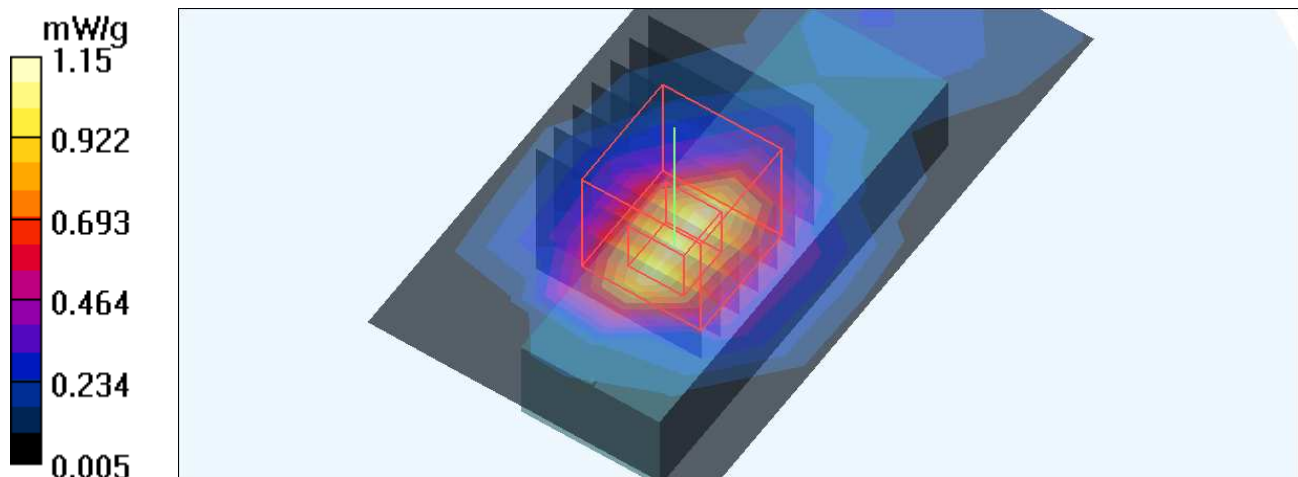
**Mid Channel 406/Zoom Scan (7x7x7) (7x7x7)/Cube 0:** Measurement grid: dx=5mm, dy=5mm, dz=5mm

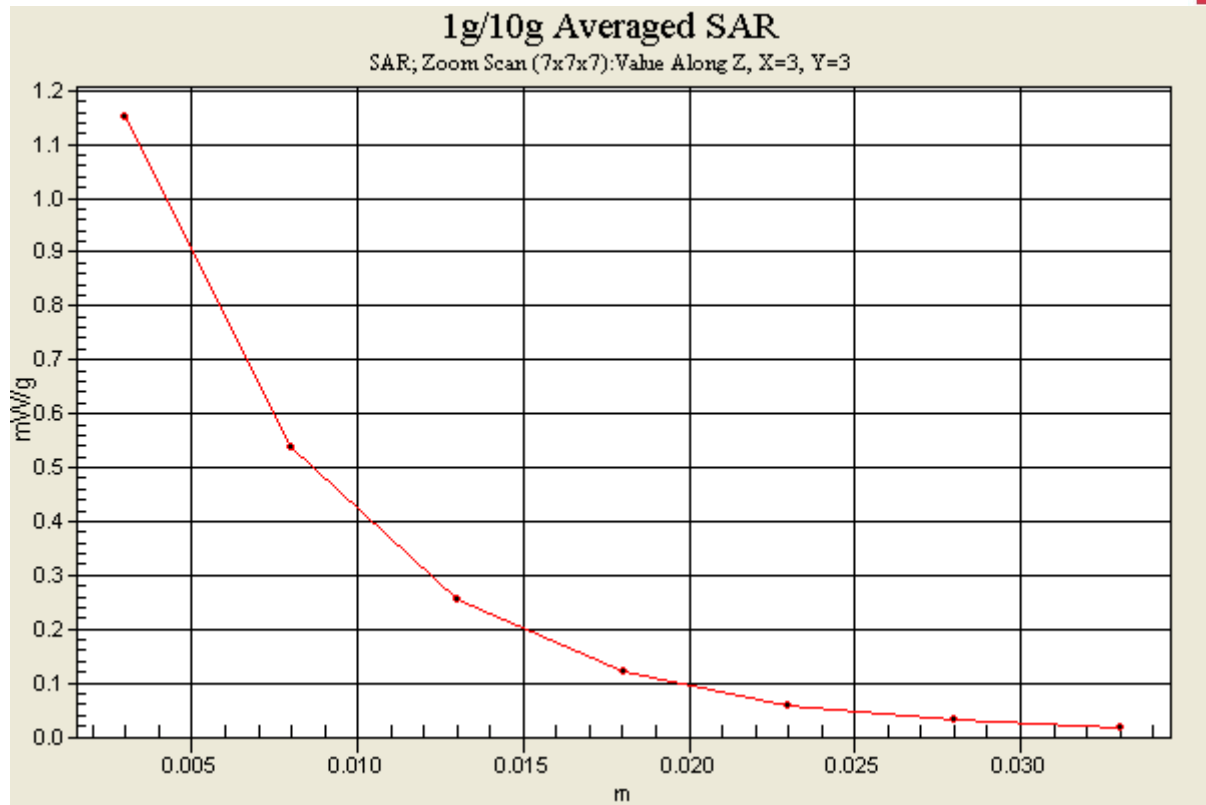
Reference Value = 21.7 V/m; Power Drift = -0.159 dB

Peak SAR (extrapolated) = 1.89 W/kg

**SAR(1 g) = 0.869 mW/g; SAR(10 g) = 0.402 mW/g**

Maximum value of SAR (measured) = 1.15 mW/g





Test Laboratory: Bureau Veritas ADT

**M01-5M-QPSK1\_2-Ch746****DUT: Mobile WiMax USB Adapter ; Type: US211**

Communication System: FCC Wimax ; Frequency: 2685 MHz ; Duty Cycle: 1:3.19 ; Modulation type: QPSK

Medium: MSL2600 Medium parameters used:  $f = 2685$  MHz;  $\sigma = 2.25$  mho/m;  $\epsilon_r = 51$ ;  $\rho = 1000$  kg/m<sup>3</sup>  
Phantom section: Flat Section ; Separation distance : 5 mm (The back side of the EUT to the Phantom)

DASY4 Configuration:

- Probe: EX3DV3 - SN3504 ; ConvF(7.33, 7.33, 7.33) ; Calibrated: 2009/1/21
- Sensor-Surface: 3mm (Mechanical Surface Detection)
- Electronics: DAE3 Sn510 ; Calibrated: 2009/1/21
- Phantom: SAM 12 ; Type: SAM V4.0 ; Serial: TP 1202
- Measurement SW: DASY4, V4.7 Build 80 ; Postprocessing SW: SEMCAD, V1.8 Build 186

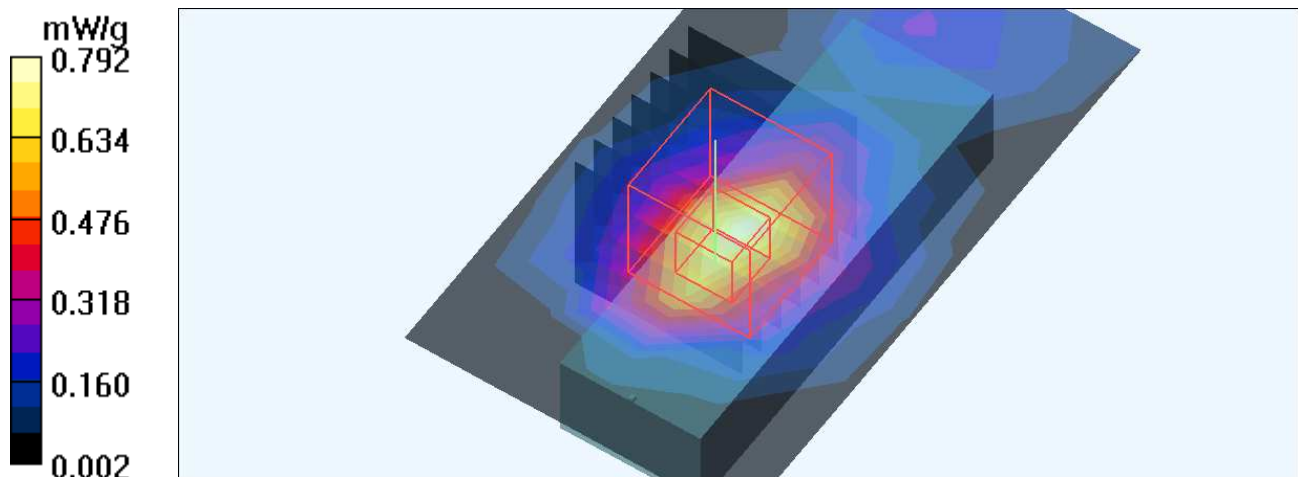
**High Channel 746/Area Scan (5x8x1):** Measurement grid: dx=15mm, dy=15mm  
Maximum value of SAR (measured) = 0.792 mW/g**High Channel 746/Zoom Scan (7x7x7) (7x7x7)/Cube 0:** Measurement grid: dx=5mm, dy=5mm, dz=5mm

Reference Value = 19.2 V/m; Power Drift = -0.082 dB

Peak SAR (extrapolated) = 1.28 W/kg

**SAR(1 g) = 0.602 mW/g; SAR(10 g) = 0.283 mW/g**

Maximum value of SAR (measured) = 0.783 mW/g



Test Laboratory: Bureau Veritas ADT

**M02-5M-16Q1\_2-Ch26****DUT: Mobile WiMax USB Adapter ; Type: US211**

Communication System: Wimax\_2.6GHz 5M ; Frequency: 2505 MHz ; Duty Cycle: 1:3.19 ; Modulation type: 16QAM

Medium: MSL2600 Medium parameters used:  $f = 2505$  MHz;  $\sigma = 2.07$  mho/m;  $\epsilon_r = 53.6$ ;  $\rho = 1000$  kg/m<sup>3</sup>  
Phantom section: Flat Section ; Separation distance : 5 mm (The back side of the EUT to the Phantom)

DASY4 Configuration:

- Probe: EX3DV3 - SN3504 ; ConvF(7.33, 7.33, 7.33) ; Calibrated: 2009/1/21
- Sensor-Surface: 3mm (Mechanical Surface Detection)
- Electronics: DAE3 Sn579 ; Calibrated: 2009/7/17
- Phantom: SAM 12 ; Type: SAM V4.0 ; Serial: TP 1202
- Measurement SW: DASY4, V4.7 Build 80 ; Postprocessing SW: SEMCAD, V1.8 Build 186

**Low Channel 26/Area Scan (5x8x1):** Measurement grid: dx=15mm, dy=15mm

Maximum value of SAR (measured) = 0.747 mW/g

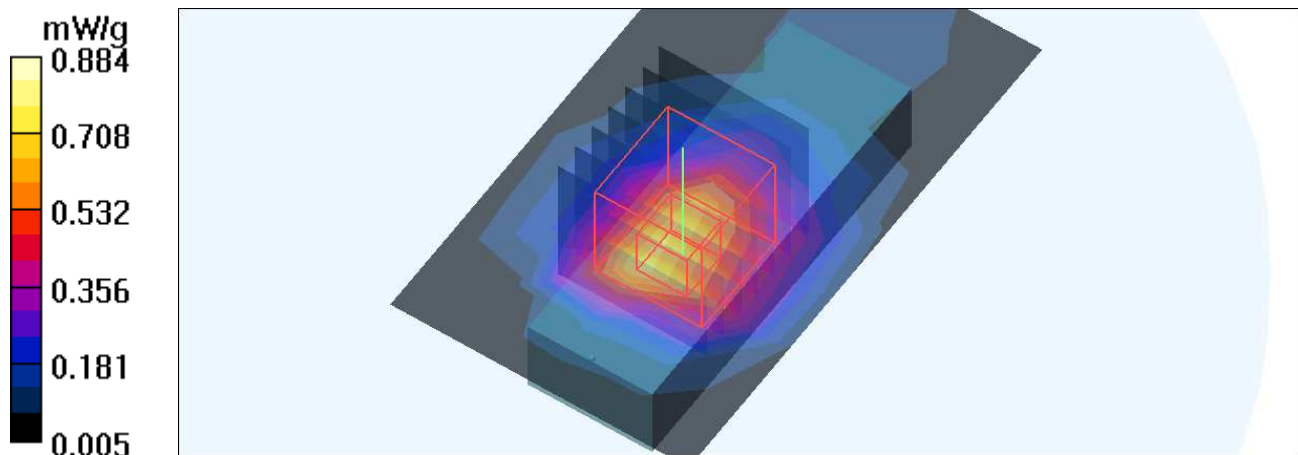
**Low Channel 26/Zoom Scan (7x7x7) (7x7x7)/Cube 0:** Measurement grid: dx=5mm, dy=5mm, dz=5mm

Reference Value = 18.6 V/m; Power Drift = -0.083 dB

Peak SAR (extrapolated) = 1.37 W/kg

**SAR(1 g) = 0.691 mW/g; SAR(10 g) = 0.340 mW/g**

Maximum value of SAR (measured) = 0.884 mW/g



Test Laboratory: Bureau Veritas ADT

**M02-5M-16Q1\_2-Ch406****DUT: Mobile WiMax USB Adapter ; Type: US211**

Communication System: FCC Wimax ; Frequency: 2600 MHz ; Duty Cycle: 1:3.19 ; Modulation type: 16QAM

Medium: MSL2600 Medium parameters used:  $f = 2600$  MHz;  $\sigma = 2.23$  mho/m;  $\epsilon_r = 51.4$ ;  $\rho = 1000$  kg/m<sup>3</sup>  
Phantom section: Flat Section ; Separation distance : 5 mm (The back side of the EUT to the Phantom)

## DASY4 Configuration:

- Probe: EX3DV3 - SN3504 ; ConvF(7.33, 7.33, 7.33) ; Calibrated: 2009/1/21
- Sensor-Surface: 3mm (Mechanical Surface Detection)
- Electronics: DAE3 Sn510 ; Calibrated: 2009/1/21
- Phantom: SAM 12 ; Type: SAM V4.0 ; Serial: TP 1202
- Measurement SW: DASY4, V4.7 Build 80 ; Postprocessing SW: SEMCAD, V1.8 Build 186

**Mid Channel 406/Area Scan (5x8x1):** Measurement grid: dx=15mm, dy=15mm

Maximum value of SAR (measured) = 0.838 mW/g

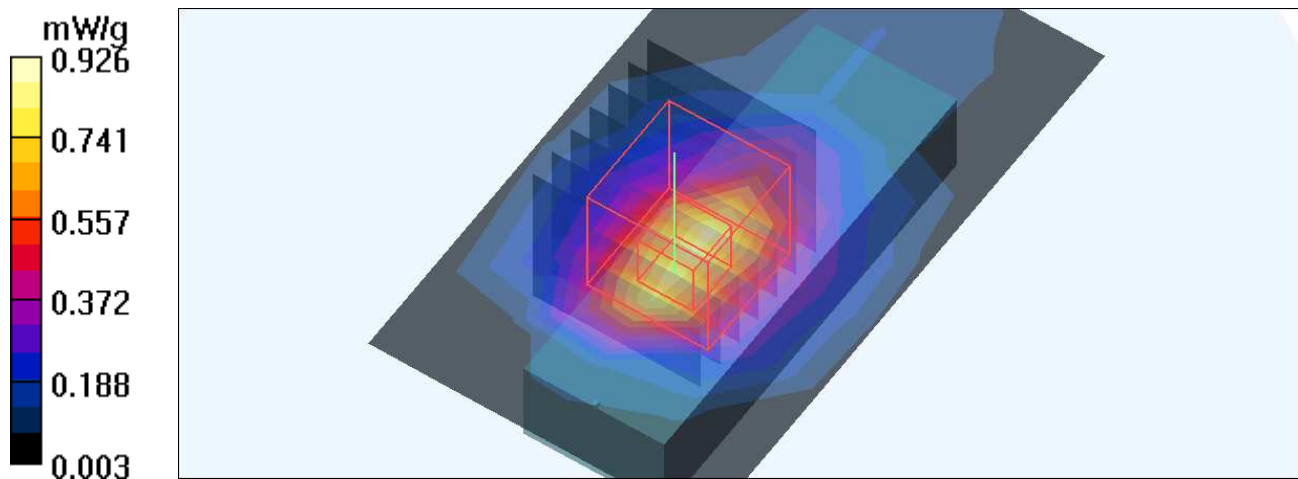
**Mid Channel 406/Zoom Scan (7x7x7) (7x7x7)/Cube 0:** Measurement grid: dx=5mm, dy=5mm, dz=5mm

Reference Value = 19.8 V/m; Power Drift = -0.178 dB

Peak SAR (extrapolated) = 1.49 W/kg

SAR(1 g) = **0.718 mW/g**; SAR(10 g) = 0.348 mW/g

Maximum value of SAR (measured) = 0.926 mW/g



Test Laboratory: Bureau Veritas ADT

**M02-5M-16Q1\_2-Ch746****DUT: Mobile WiMax USB Adapter ; Type: US211**

Communication System: FCC Wimax ; Frequency: 2685 MHz ; Duty Cycle: 1:3.19 ; Modulation type: 16QAM

Medium: MSL2600 Medium parameters used:  $f = 2685$  MHz;  $\sigma = 2.25$  mho/m;  $\epsilon_r = 51$ ;  $\rho = 1000$  kg/m<sup>3</sup>  
Phantom section: Flat Section ; Separation distance : 5 mm (The back side of the EUT to the Phantom)

## DASY4 Configuration:

- Probe: EX3DV3 - SN3504 ; ConvF(7.33, 7.33, 7.33) ; Calibrated: 2009/1/21
- Sensor-Surface: 3mm (Mechanical Surface Detection)
- Electronics: DAE3 Sn510 ; Calibrated: 2009/1/21
- Phantom: SAM 12 ; Type: SAM V4.0 ; Serial: TP 1202
- Measurement SW: DASY4, V4.7 Build 80 ; Postprocessing SW: SEMCAD, V1.8 Build 186

**High Channel 746/Area Scan (5x8x1):** Measurement grid: dx=15mm, dy=15mm

Maximum value of SAR (measured) = 0.674 mW/g

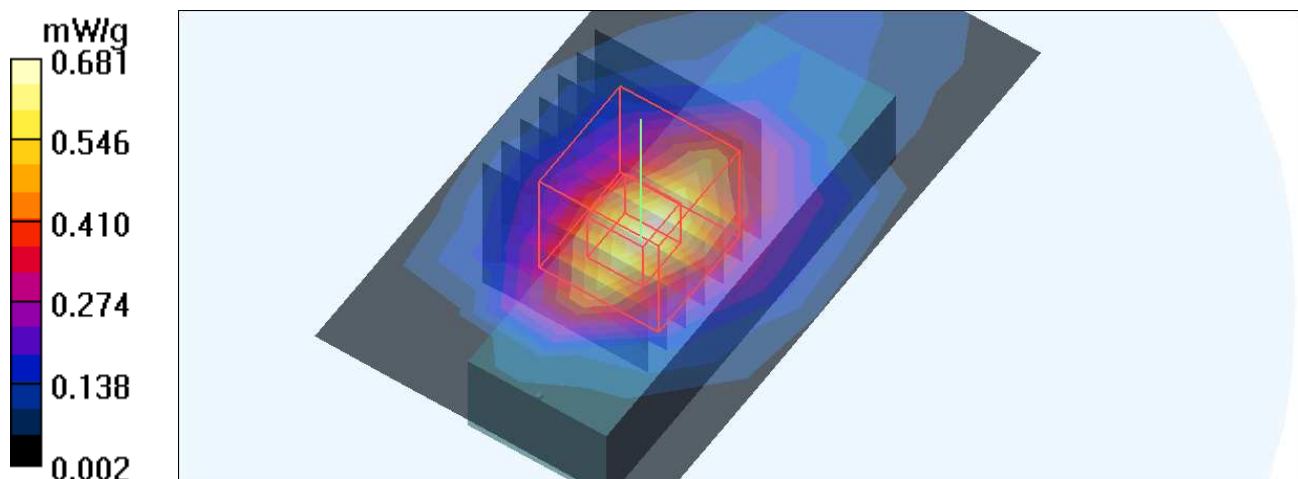
**High Channel 746/Zoom Scan (7x7x7) (7x7x7)/Cube 0:** Measurement grid: dx=5mm, dy=5mm, dz=5mm

Reference Value = 17.8 V/m; Power Drift = -0.050 dB

Peak SAR (extrapolated) = 1.09 W/kg

SAR(1 g) = **0.531 mW/g**; SAR(10 g) = 0.261 mW/g

Maximum value of SAR (measured) = 0.681 mW/g





Test Laboratory: Bureau Veritas ADT

**M03-5M-QPSK1\_2-Ch26****DUT: Mobile WiMax USB Adapter ; Type: US211**

Communication System: FCC Wimax ; Frequency: 2505 MHz ; Duty Cycle: 1:3.19 ; Modulation type: QPSK

Medium: MSL2600 Medium parameters used:  $f = 2505$  MHz;  $\sigma = 2.07$  mho/m;  $\epsilon_r = 51.7$ ;  $\rho = 1000$  kg/m<sup>3</sup>

Phantom section: Flat Section ; Separation distance : 5 mm (The front side of the EUT to the Phantom)

DASY4 Configuration:

- Probe: EX3DV3 - SN3504 ; ConvF(7.33, 7.33, 7.33) ; Calibrated: 2009/1/21
- Sensor-Surface: 3mm (Mechanical Surface Detection)
- Electronics: DAE3 Sn510 ; Calibrated: 2009/1/21
- Phantom: SAM 12 ; Type: SAM V4.0 ; Serial: TP 1202
- Measurement SW: DASY4, V4.7 Build 80 ; Postprocessing SW: SEMCAD, V1.8 Build 186

**Low Channel 26/Area Scan (5x8x1):** Measurement grid: dx=15mm, dy=15mm

Maximum value of SAR (measured) = 0.778 mW/g

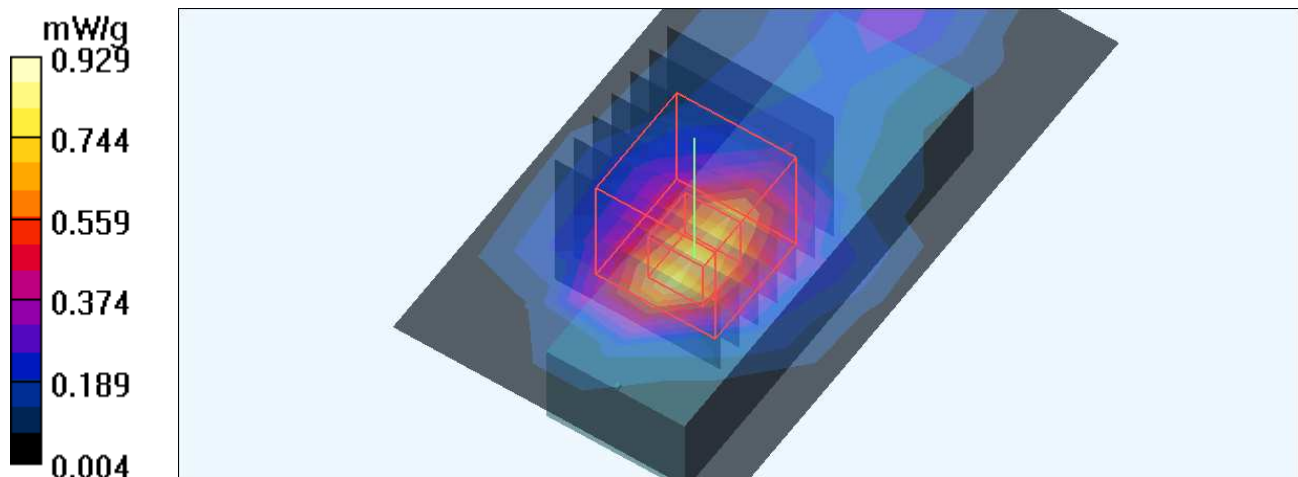
**Low Channel 26/Zoom Scan (7x7x7) (7x7x7)/Cube 0:** Measurement grid: dx=5mm, dy=5mm, dz=5mm

Reference Value = 19.8 V/m; Power Drift = -0.108 dB

Peak SAR (extrapolated) = 1.45 W/kg

**SAR(1 g) = 0.705 mW/g; SAR(10 g) = 0.329 mW/g**

Maximum value of SAR (measured) = 0.929 mW/g



Test Laboratory: Bureau Veritas ADT

**M03-5M-QPSK1\_2-Ch406****DUT: Mobile WiMax USB Adapter ; Type: US211**

Communication System: FCC Wimax ; Frequency: 2600 MHz ; Duty Cycle: 1:3.19 ; Modulation type: QPSK

Medium: MSL2600 Medium parameters used:  $f = 2600$  MHz;  $\sigma = 2.23$  mho/m;  $\epsilon_r = 51.4$ ;  $\rho = 1000$  kg/m<sup>3</sup>  
Phantom section: Flat Section ; Separation distance : 5 mm (The front side of the EUT to the Phantom)

DASY4 Configuration:

- Probe: EX3DV3 - SN3504 ; ConvF(7.33, 7.33, 7.33) ; Calibrated: 2009/1/21
- Sensor-Surface: 3mm (Mechanical Surface Detection)
- Electronics: DAE3 Sn510 ; Calibrated: 2009/1/21
- Phantom: SAM 12 ; Type: SAM V4.0 ; Serial: TP 1202
- Measurement SW: DASY4, V4.7 Build 80 ; Postprocessing SW: SEMCAD, V1.8 Build 186

**Mid Channel 406/Area Scan (5x8x1):** Measurement grid: dx=15mm, dy=15mm

Maximum value of SAR (measured) = 0.859 mW/g

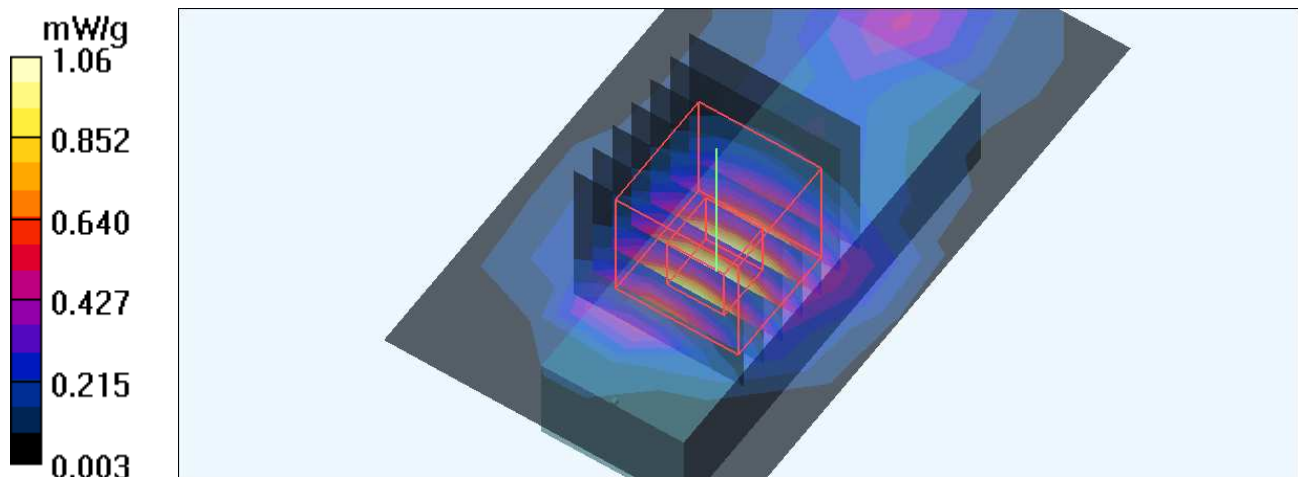
**Mid Channel 406/Zoom Scan (7x7x7) (7x7x7)/Cube 0:** Measurement grid: dx=5mm, dy=5mm, dz=5mm

Reference Value = 19.0 V/m; Power Drift = -0.031 dB

Peak SAR (extrapolated) = 1.68 W/kg

**SAR(1 g) = 0.804 mW/g; SAR(10 g) = 0.374 mW/g**

Maximum value of SAR (measured) = 1.06 mW/g



Test Laboratory: Bureau Veritas ADT

**M03-5M-QPSK1\_2-Ch746****DUT: Mobile WiMax USB Adapter ; Type: US211**

Communication System: FCC Wimax ; Frequency: 2685 MHz ; Duty Cycle: 1:3.19 ; Modulation type: QPSK

Medium: MSL2600 Medium parameters used:  $f = 2685$  MHz;  $\sigma = 2.25$  mho/m;  $\epsilon_r = 51$ ;  $\rho = 1000$  kg/m<sup>3</sup>  
Phantom section: Flat Section ; Separation distance : 5 mm (The front side of the EUT to the Phantom)

## DASY4 Configuration:

- Probe: EX3DV3 - SN3504 ; ConvF(7.33, 7.33, 7.33) ; Calibrated: 2009/1/21
- Sensor-Surface: 3mm (Mechanical Surface Detection)
- Electronics: DAE3 Sn510 ; Calibrated: 2009/1/21
- Phantom: SAM 12 ; Type: SAM V4.0 ; Serial: TP 1202
- Measurement SW: DASY4, V4.7 Build 80 ; Postprocessing SW: SEMCAD, V1.8 Build 186

**High Channel 746/Area Scan (5x8x1):** Measurement grid: dx=15mm, dy=15mm

Maximum value of SAR (measured) = 0.652 mW/g

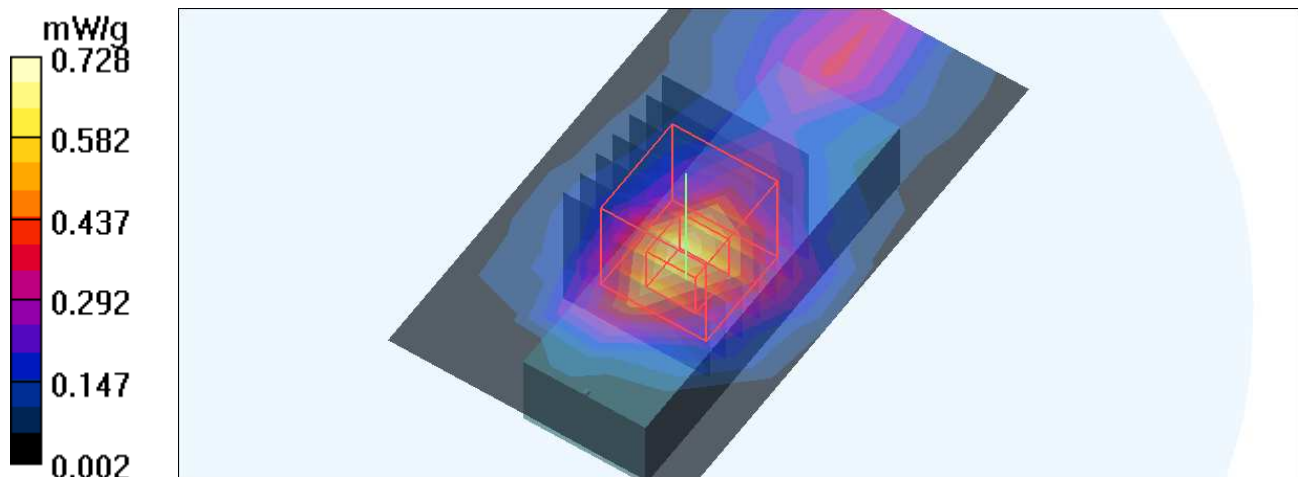
**High Channel 746/Zoom Scan (7x7x7) (7x7x7)/Cube 0:** Measurement grid: dx=5mm, dy=5mm, dz=5mm

Reference Value = 14.8 V/m; Power Drift = -0.122 dB

Peak SAR (extrapolated) = 1.17 W/kg

SAR(1 g) = **0.560** mW/g; SAR(10 g) = 0.264 mW/g

Maximum value of SAR (measured) = 0.728 mW/g



Test Laboratory: Bureau Veritas ADT

**M04-5M-16Q1\_2-Ch26****DUT: Mobile WiMax USB Adapter ; Type: US211**

Communication System: Wimax\_2.6GHz 5M ; Frequency: 2505 MHz ; Duty Cycle: 1:3.19 ; Modulation type: 16QAM

Medium: MSL2600 Medium parameters used:  $f = 2505$  MHz;  $\sigma = 2.07$  mho/m;  $\epsilon_r = 53.6$ ;  $\rho = 1000$  kg/m<sup>3</sup>  
Phantom section: Flat Section ; Separation distance : 5 mm (The front side of the EUT to the Phantom)

## DASY4 Configuration:

- Probe: EX3DV3 - SN3504 ; ConvF(7.33, 7.33, 7.33) ; Calibrated: 2009/1/21
- Sensor-Surface: 3mm (Mechanical Surface Detection)
- Electronics: DAE3 Sn579 ; Calibrated: 2009/7/17
- Phantom: SAM 12 ; Type: SAM V4.0 ; Serial: TP 1202
- Measurement SW: DASY4, V4.7 Build 80 ; Postprocessing SW: SEMCAD, V1.8 Build 186

**Low Channel 26/Area Scan (5x8x1):** Measurement grid: dx=15mm, dy=15mm

Maximum value of SAR (measured) = 0.779 mW/g

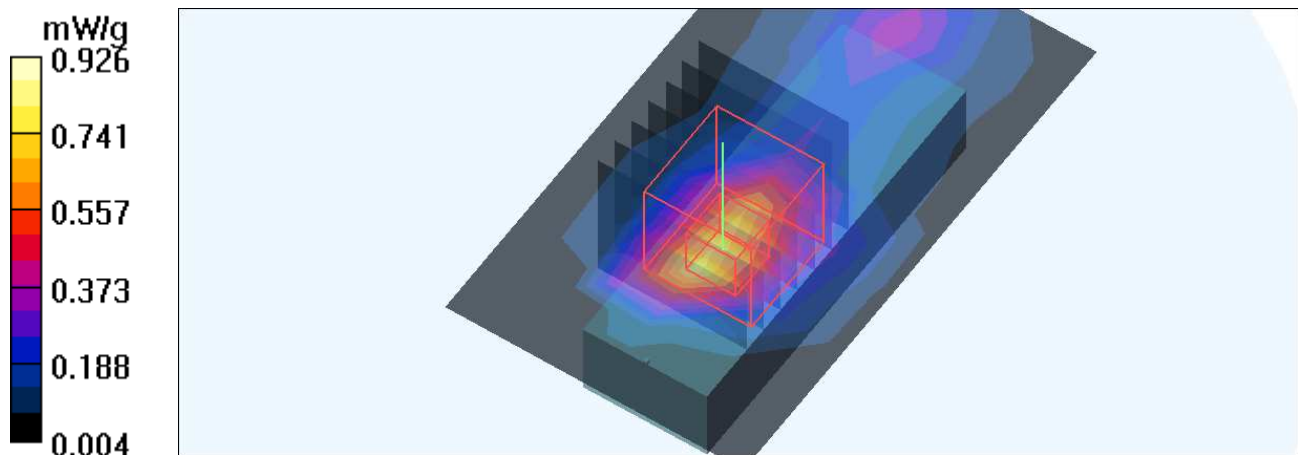
**Low Channel 26/Zoom Scan (7x7x7) (7x7x7)/Cube 0:** Measurement grid: dx=5mm, dy=5mm, dz=5mm

Reference Value = 19.8 V/m; Power Drift = -0.179 dB

Peak SAR (extrapolated) = 1.52 W/kg

SAR(1 g) = **0.688** mW/g; SAR(10 g) = **0.300** mW/g

Maximum value of SAR (measured) = 0.926 mW/g



Test Laboratory: Bureau Veritas ADT

**M04-5M-16Q1\_2-Ch406****DUT: Mobile WiMax USB Adapter ; Type: US211**

Communication System: FCC Wimax ; Frequency: 2600 MHz ; Duty Cycle: 1:3.19 ; Modulation type: 16QAM

Medium: MSL2600 Medium parameters used:  $f = 2600$  MHz;  $\sigma = 2.23$  mho/m;  $\epsilon_r = 51.4$ ;  $\rho = 1000$  kg/m<sup>3</sup>  
Phantom section: Flat Section ; Separation distance : 5 mm (The front side of the EUT to the Phantom)

## DASY4 Configuration:

- Probe: EX3DV3 - SN3504 ; ConvF(7.33, 7.33, 7.33) ; Calibrated: 2009/1/21
- Sensor-Surface: 3mm (Mechanical Surface Detection)
- Electronics: DAE3 Sn510 ; Calibrated: 2009/1/21
- Phantom: SAM 12 ; Type: SAM V4.0 ; Serial: TP 1202
- Measurement SW: DASY4, V4.7 Build 80 ; Postprocessing SW: SEMCAD, V1.8 Build 186

**Mid Channel 406/Area Scan (5x8x1):** Measurement grid: dx=15mm, dy=15mm

Maximum value of SAR (measured) = 0.812 mW/g

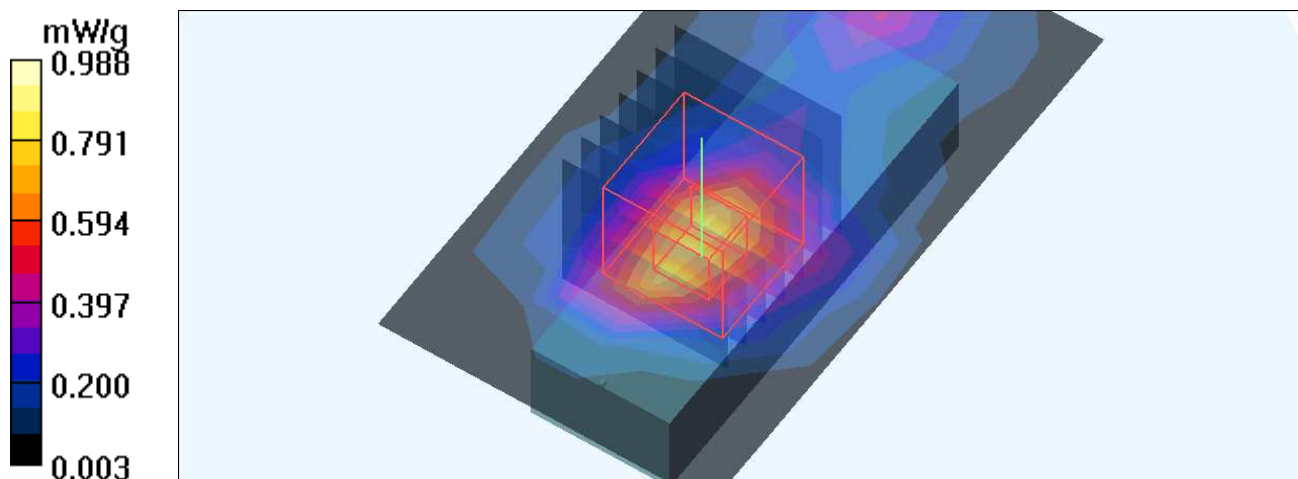
**Mid Channel 406/Zoom Scan (7x7x7) (7x7x7)/Cube 0:** Measurement grid: dx=5mm, dy=5mm, dz=5mm

Reference Value = 19.9 V/m; Power Drift = -0.153 dB

Peak SAR (extrapolated) = 1.61 W/kg

SAR(1 g) = **0.753 mW/g**; SAR(10 g) = **0.334 mW/g**

Maximum value of SAR (measured) = 0.988 mW/g



Test Laboratory: Bureau Veritas ADT

**M04-5M-16Q1\_2-Ch746****DUT: Mobile WiMax USB Adapter ; Type: US211**

Communication System: FCC Wimax ; Frequency: 2685 MHz ; Duty Cycle: 1:3.19 ; Modulation type: 16QAM

Medium: MSL2600 Medium parameters used:  $f = 2685$  MHz;  $\sigma = 2.25$  mho/m;  $\epsilon_r = 51$ ;  $\rho = 1000$  kg/m<sup>3</sup>  
Phantom section: Flat Section ; Separation distance : 5 mm (The front side of the EUT to the Phantom)

## DASY4 Configuration:

- Probe: EX3DV3 - SN3504 ; ConvF(7.33, 7.33, 7.33) ; Calibrated: 2009/1/21
- Sensor-Surface: 3mm (Mechanical Surface Detection)
- Electronics: DAE3 Sn510 ; Calibrated: 2009/1/21
- Phantom: SAM 12 ; Type: SAM V4.0 ; Serial: TP 1202
- Measurement SW: DASY4, V4.7 Build 80 ; Postprocessing SW: SEMCAD, V1.8 Build 186

**High Channel 746/Area Scan (5x8x1):** Measurement grid: dx=15mm, dy=15mm

Maximum value of SAR (measured) = 0.708 mW/g

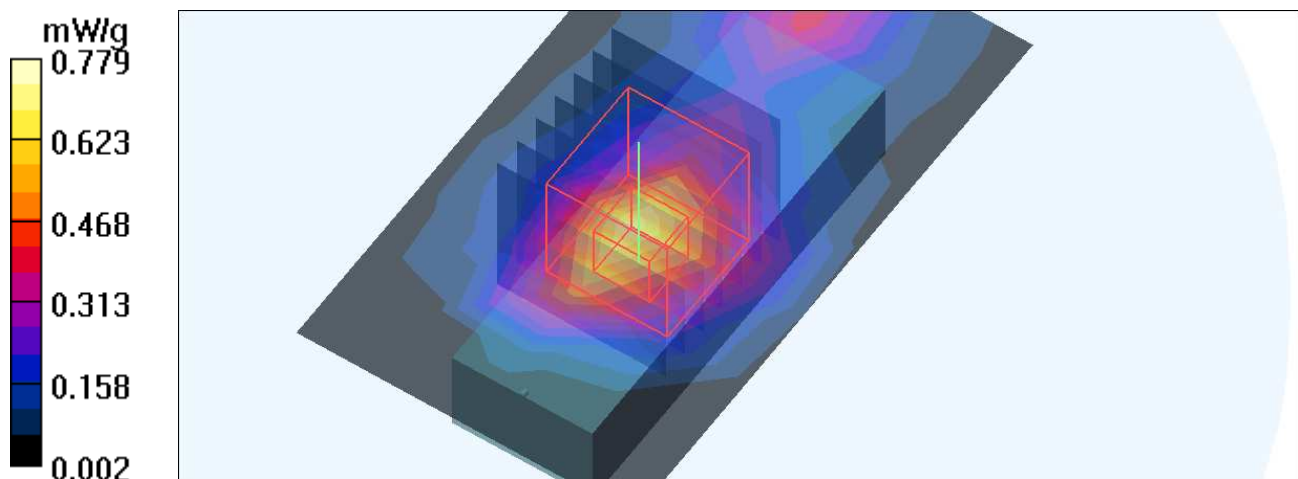
**High Channel 746/Zoom Scan (7x7x7) (7x7x7)/Cube 0:** Measurement grid: dx=5mm, dy=5mm, dz=5mm

Reference Value = 17.7 V/m; Power Drift = -0.056 dB

Peak SAR (extrapolated) = 1.27 W/kg

SAR(1 g) = **0.600** mW/g; SAR(10 g) = 0.281 mW/g

Maximum value of SAR (measured) = 0.779 mW/g



Test Laboratory: Bureau Veritas ADT

**M05-5M-QPSK1\_2-Ch406****DUT: Mobile WiMax USB Adapter ; Type: US211**

Communication System: FCC Wimax ; Frequency: 2600 MHz ; Duty Cycle: 1:3.19 ; Modulation type: QPSK

Medium: MSL2600 Medium parameters used:  $f = 2600$  MHz;  $\sigma = 2.23$  mho/m;  $\epsilon_r = 51.4$ ;  $\rho = 1000$  kg/m<sup>3</sup>

Phantom section: Flat Section ; Separation distance : 5 mm (The right edge side of the EUT to the Phantom)

DASY4 Configuration:

- Probe: EX3DV3 - SN3504 ; ConvF(7.33, 7.33, 7.33) ; Calibrated: 2009/1/21
- Sensor-Surface: 3mm (Mechanical Surface Detection)
- Electronics: DAE3 Sn510 ; Calibrated: 2009/1/21
- Phantom: SAM 12 ; Type: SAM V4.0 ; Serial: TP 1202
- Measurement SW: DASY4, V4.7 Build 80 ; Postprocessing SW: SEMCAD, V1.8 Build 186

**Mid Channel 406/Area Scan (5x8x1):** Measurement grid: dx=15mm, dy=15mm

Maximum value of SAR (measured) = 0.453 mW/g

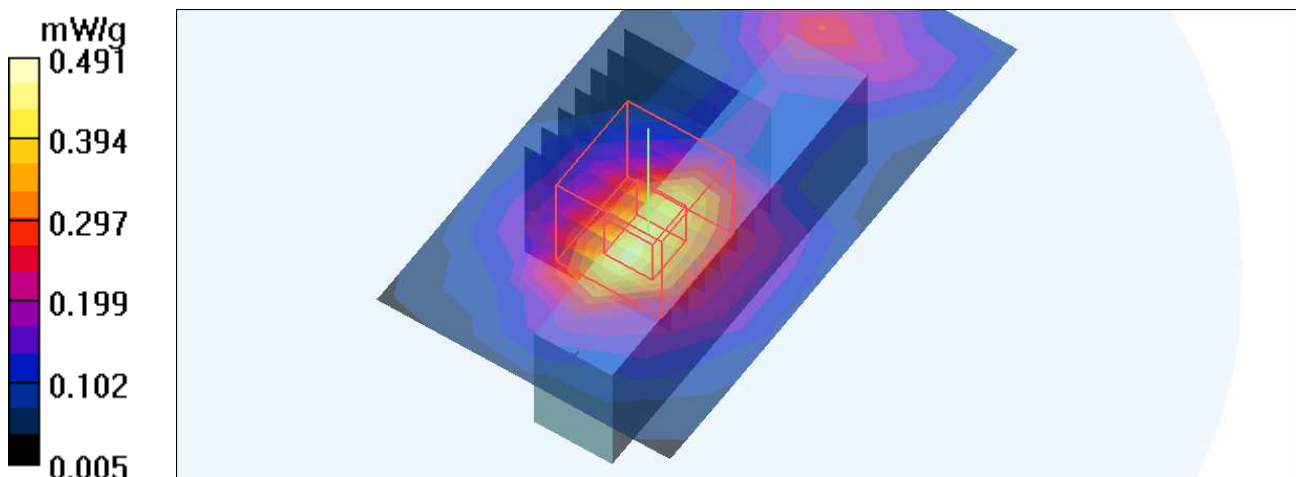
**Mid Channel 406/Zoom Scan (7x7x7) (7x7x7)/Cube 0:** Measurement grid: dx=5mm, dy=5mm, dz=5mm

Reference Value = 14.4 V/m; Power Drift = -0.123 dB

Peak SAR (extrapolated) = 0.718 W/kg

**SAR(1 g) = 0.382 mW/g; SAR(10 g) = 0.192 mW/g**

Maximum value of SAR (measured) = 0.491 mW/g





Test Laboratory: Bureau Veritas ADT

### M06-5M-16Q1\_2-Ch746

**DUT: Mobile WiMax USB Adapter ; Type: US211**

Communication System: Wimax\_2.6GHz 5M ; Frequency: 2685 MHz ; Duty Cycle: 1:3.19 ; Modulation type: 16QAM

Medium: MSL2600 Medium parameters used:  $f = 2685$  MHz;  $\sigma = 2.24$  mho/m;  $\epsilon_r = 52.9$ ;  $\rho = 1000$  kg/m<sup>3</sup>  
Phantom section: Flat Section ; Separation distance : 5 mm (The right edge side of the EUT to the Phantom)

DASY4 Configuration:

- Probe: EX3DV3 - SN3504 ; ConvF(7.33, 7.33, 7.33) ; Calibrated: 2009/1/21
- Sensor-Surface: 3mm (Mechanical Surface Detection)
- Electronics: DAE3 Sn579 ; Calibrated: 2009/7/17
- Phantom: SAM 12 ; Type: SAM V4.0 ; Serial: TP 1202
- Measurement SW: DASY4, V4.7 Build 80 ; Postprocessing SW: SEMCAD, V1.8 Build 186

**High Channel 746/Area Scan (5x8x1):** Measurement grid: dx=15mm, dy=15mm

Maximum value of SAR (measured) = 0.261 mW/g

**High Channel 746/Zoom Scan (7x7x7) (7x7x7)/Cube 0:** Measurement grid: dx=5mm, dy=5mm, dz=5mm

Reference Value = 11.4 V/m; Power Drift = -0.140 dB

Peak SAR (extrapolated) = 0.483 W/kg

**SAR(1 g) = 0.239 mW/g; SAR(10 g) = 0.144 mW/g**

Maximum value of SAR (measured) = 0.293 mW/g

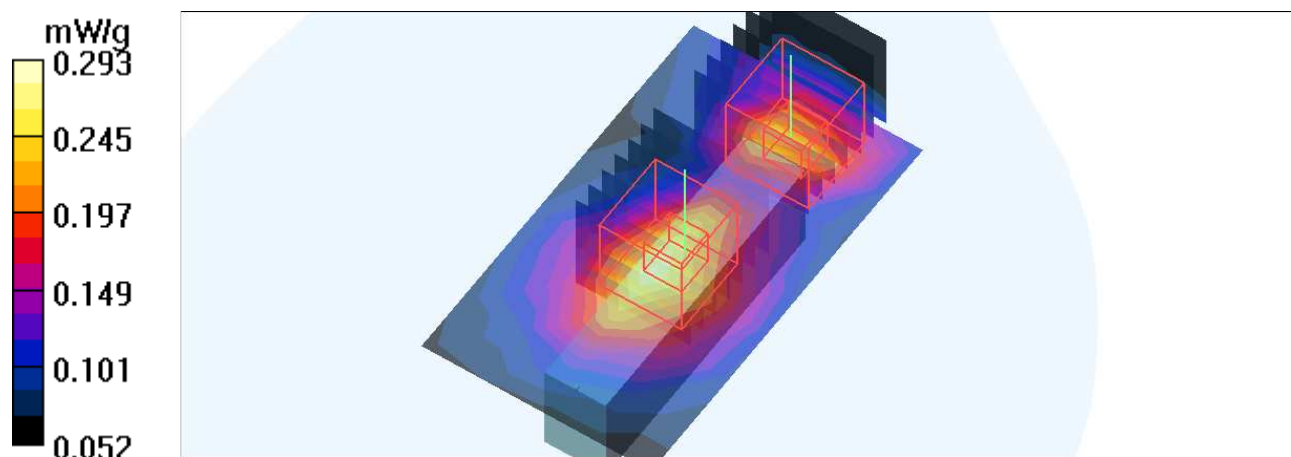
**High Channel 746/Zoom Scan (7x7x7) (7x7x7)/Cube 1:** Measurement grid: dx=5mm, dy=5mm, dz=5mm

Reference Value = 11.4 V/m; Power Drift = -0.140 dB

Peak SAR (extrapolated) = 0.449 W/kg

**SAR(1 g) = 0.202 mW/g; SAR(10 g) = 0.121 mW/g**

Maximum value of SAR (measured) = 0.243 mW/g





Test Laboratory: Bureau Veritas ADT

**M07-5M-QPSK1\_2-Ch26****DUT: Mobile WiMax USB Adapter ; Type: US211**

Communication System: FCC Wimax ; Frequency: 2505 MHz ; Duty Cycle: 1:3.19 ; Modulation type: QPSK

Medium: MSL2600 Medium parameters used:  $f = 2505$  MHz;  $\sigma = 2.07$  mho/m;  $\epsilon_r = 51.7$ ;  $\rho = 1000$  kg/m<sup>3</sup>

Phantom section: Flat Section ; Separation distance : 5 mm (The left edge side of the EUT to the Phantom)

## DASY4 Configuration:

- Probe: EX3DV3 - SN3504 ; ConvF(7.33, 7.33, 7.33) ; Calibrated: 2009/1/21
- Sensor-Surface: 3mm (Mechanical Surface Detection)
- Electronics: DAE3 Sn510 ; Calibrated: 2009/1/21
- Phantom: SAM 12 ; Type: SAM V4.0 ; Serial: TP 1202
- Measurement SW: DASY4, V4.7 Build 80 ; Postprocessing SW: SEMCAD, V1.8 Build 186

**Low Channel 26/Area Scan (5x8x1):** Measurement grid: dx=15mm, dy=15mm

Maximum value of SAR (measured) = 0.552 mW/g

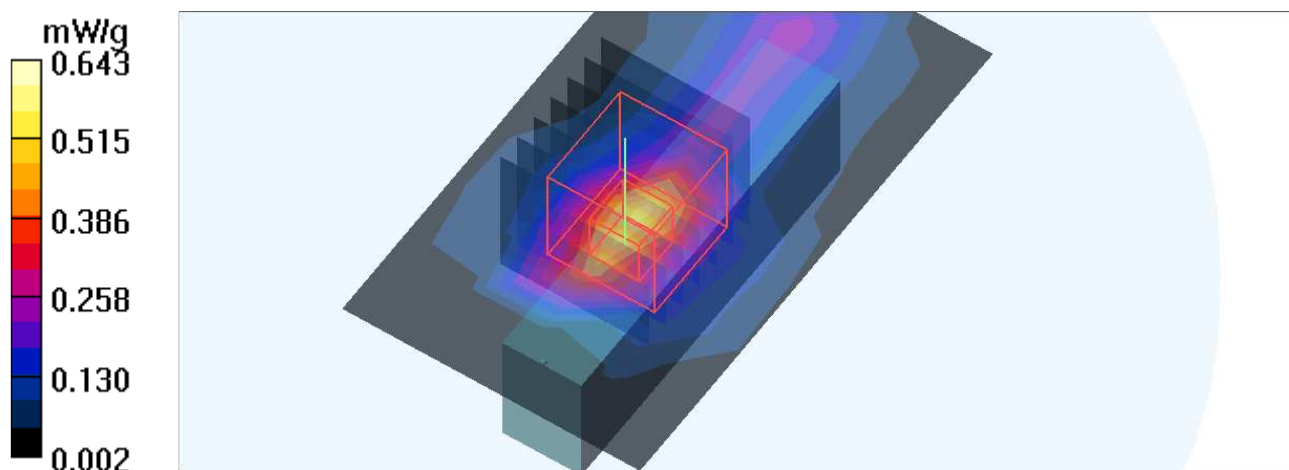
**Low Channel 26/Zoom Scan (7x7x7) (7x7x7)/Cube 0:** Measurement grid: dx=5mm, dy=5mm, dz=5mm

Reference Value = 16.5 V/m; Power Drift = -0.126 dB

Peak SAR (extrapolated) = 1.03 W/kg

SAR(1 g) = **0.479** mW/g; SAR(10 g) = 0.210 mW/g

Maximum value of SAR (measured) = 0.643 mW/g



Test Laboratory: Bureau Veritas ADT

**M07-5M-QPSK1\_2-Ch406****DUT: Mobile WiMax USB Adapter ; Type: US211**

Communication System: FCC Wimax ; Frequency: 2600 MHz ; Duty Cycle: 1:3.19 ; Modulation type: QPSK

Medium: MSL2600 Medium parameters used:  $f = 2600$  MHz;  $\sigma = 2.23$  mho/m;  $\epsilon_r = 51.4$ ;  $\rho = 1000$  kg/m<sup>3</sup>

Phantom section: Flat Section ; Separation distance : 5 mm (The left edge side of the EUT to the Phantom)

DASY4 Configuration:

- Probe: EX3DV3 - SN3504 ; ConvF(7.33, 7.33, 7.33) ; Calibrated: 2009/1/21
- Sensor-Surface: 3mm (Mechanical Surface Detection)
- Electronics: DAE3 Sn510 ; Calibrated: 2009/1/21
- Phantom: SAM 12 ; Type: SAM V4.0 ; Serial: TP 1202
- Measurement SW: DASY4, V4.7 Build 80 ; Postprocessing SW: SEMCAD, V1.8 Build 186

**Mid Channel 406/Area Scan (5x8x1):** Measurement grid: dx=15mm, dy=15mm

Maximum value of SAR (measured) = 0.998 mW/g

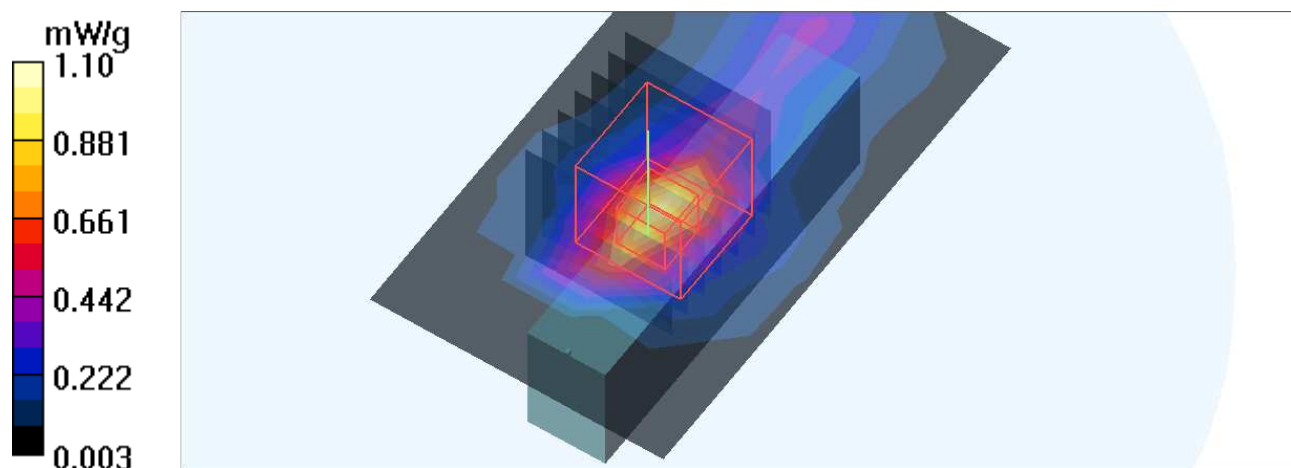
**Mid Channel 406/Zoom Scan (7x7x7) (7x7x7)/Cube 0:** Measurement grid: dx=5mm, dy=5mm, dz=5mm

Reference Value = 20.1 V/m; Power Drift = -0.070 dB

Peak SAR (extrapolated) = 1.79 W/kg

SAR(1 g) = **0.819** mW/g; SAR(10 g) = 0.346 mW/g

Maximum value of SAR (measured) = 1.10 mW/g



Test Laboratory: Bureau Veritas ADT

**M07-5M-QPSK1\_2-Ch746****DUT: Mobile WiMax USB Adapter ; Type: US211**

Communication System: FCC Wimax ; Frequency: 2685 MHz ; Duty Cycle: 1:3.19 ; Modulation type: QPSK

Medium: MSL2600 Medium parameters used:  $f = 2685$  MHz;  $\sigma = 2.25$  mho/m;  $\epsilon_r = 51$ ;  $\rho = 1000$  kg/m<sup>3</sup>

Phantom section: Flat Section ; Separation distance : 5 mm (The left edge side of the EUT to the Phantom)

## DASY4 Configuration:

- Probe: EX3DV3 - SN3504 ; ConvF(7.33, 7.33, 7.33) ; Calibrated: 2009/1/21
- Sensor-Surface: 3mm (Mechanical Surface Detection)
- Electronics: DAE3 Sn510 ; Calibrated: 2009/1/21
- Phantom: SAM 12 ; Type: SAM V4.0 ; Serial: TP 1202
- Measurement SW: DASY4, V4.7 Build 80 ; Postprocessing SW: SEMCAD, V1.8 Build 186

**High Channel 746/Area Scan (5x8x1):** Measurement grid: dx=15mm, dy=15mm

Maximum value of SAR (measured) = 0.984 mW/g

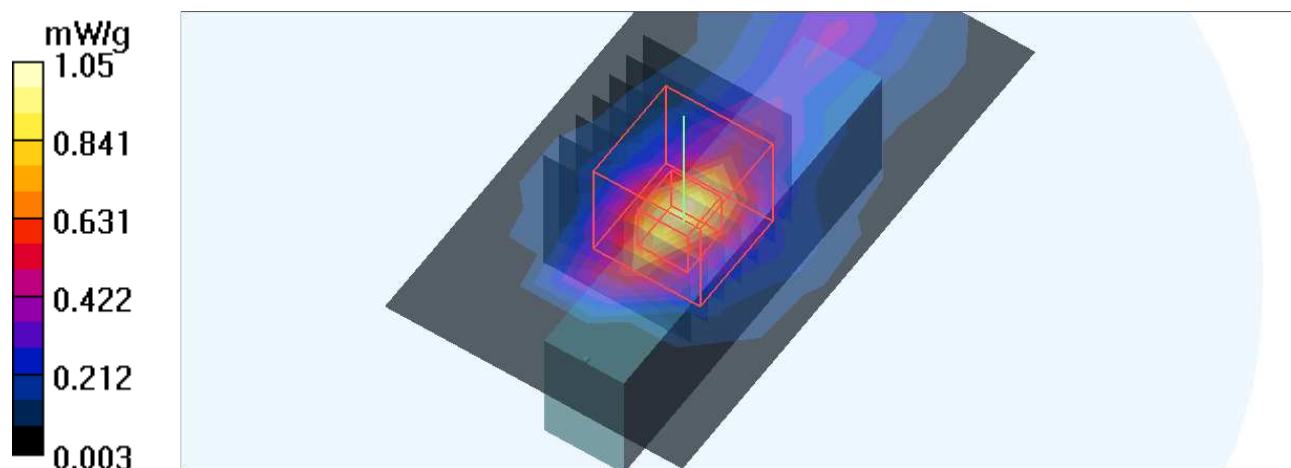
**High Channel 746/Zoom Scan (7x7x7) (7x7x7)/Cube 0:** Measurement grid: dx=5mm, dy=5mm, dz=5mm

Reference Value = 20.6 V/m; Power Drift = 0.010 dB

Peak SAR (extrapolated) = 1.75 W/kg

SAR(1 g) = **0.786** mW/g; SAR(10 g) = 0.331 mW/g

Maximum value of SAR (measured) = 1.05 mW/g



Test Laboratory: Bureau Veritas ADT

**M08-5M-16Q1\_2-Ch26****DUT: Mobile WiMax USB Adapter ; Type: US211**

Communication System: Wimax\_2.6GHz 5M ; Frequency: 2505 MHz ; Duty Cycle: 1:3.19 ; Modulation type: 16QAM

Medium: MSL2600 Medium parameters used:  $f = 2505$  MHz;  $\sigma = 2.07$  mho/m;  $\epsilon_r = 53.6$ ;  $\rho = 1000$  kg/m<sup>3</sup>

Phantom section: Flat Section ; Separation distance : 5 mm (The left edge side of the EUT to the Phantom)

DASY4 Configuration:

- Probe: EX3DV3 - SN3504 ; ConvF(7.33, 7.33, 7.33) ; Calibrated: 2009/1/21
- Sensor-Surface: 3mm (Mechanical Surface Detection)
- Electronics: DAE3 Sn579 ; Calibrated: 2009/7/17
- Phantom: SAM 12 ; Type: SAM V4.0 ; Serial: TP 1202
- Measurement SW: DASY4, V4.7 Build 80 ; Postprocessing SW: SEMCAD, V1.8 Build 186

**Low Channel 26/Area Scan (5x8x1):** Measurement grid: dx=15mm, dy=15mm

Maximum value of SAR (measured) = 0.607 mW/g

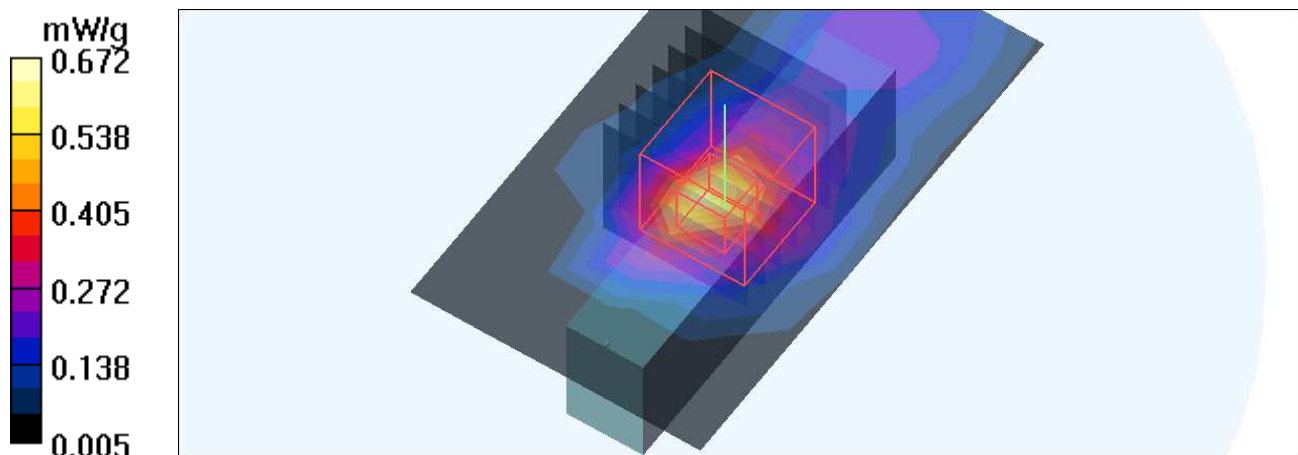
**Low Channel 26/Zoom Scan (7x7x7) (7x7x7)/Cube 0:** Measurement grid: dx=5mm, dy=5mm, dz=5mm

Reference Value = 17.5 V/m; Power Drift = -0.190 dB

Peak SAR (extrapolated) = 1.10 W/kg

**SAR(1 g) = 0.513 mW/g; SAR(10 g) = 0.233 mW/g**

Maximum value of SAR (measured) = 0.672 mW/g



Test Laboratory: Bureau Veritas ADT

**M08-5M-16Q1\_2-Ch406****DUT: Mobile WiMax USB Adapter ; Type: US211**

Communication System: FCC Wimax ; Frequency: 2600 MHz ; Duty Cycle: 1:3.19 ; Modulation type: 16QAM

Medium: MSL2600 Medium parameters used:  $f = 2600$  MHz;  $\sigma = 2.23$  mho/m;  $\epsilon_r = 51.4$ ;  $\rho = 1000$  kg/m<sup>3</sup>

Phantom section: Flat Section ; Separation distance : 5 mm (The left edge side of the EUT to the Phantom)

DASY4 Configuration:

- Probe: EX3DV3 - SN3504 ; ConvF(7.33, 7.33, 7.33) ; Calibrated: 2009/1/21
- Sensor-Surface: 3mm (Mechanical Surface Detection)
- Electronics: DAE3 Sn510 ; Calibrated: 2009/1/21
- Phantom: SAM 12 ; Type: SAM V4.0 ; Serial: TP 1202
- Measurement SW: DASY4, V4.7 Build 80 ; Postprocessing SW: SEMCAD, V1.8 Build 186

**Mid Channel 406/Area Scan (5x8x1):** Measurement grid: dx=15mm, dy=15mm

Maximum value of SAR (measured) = 0.959 mW/g

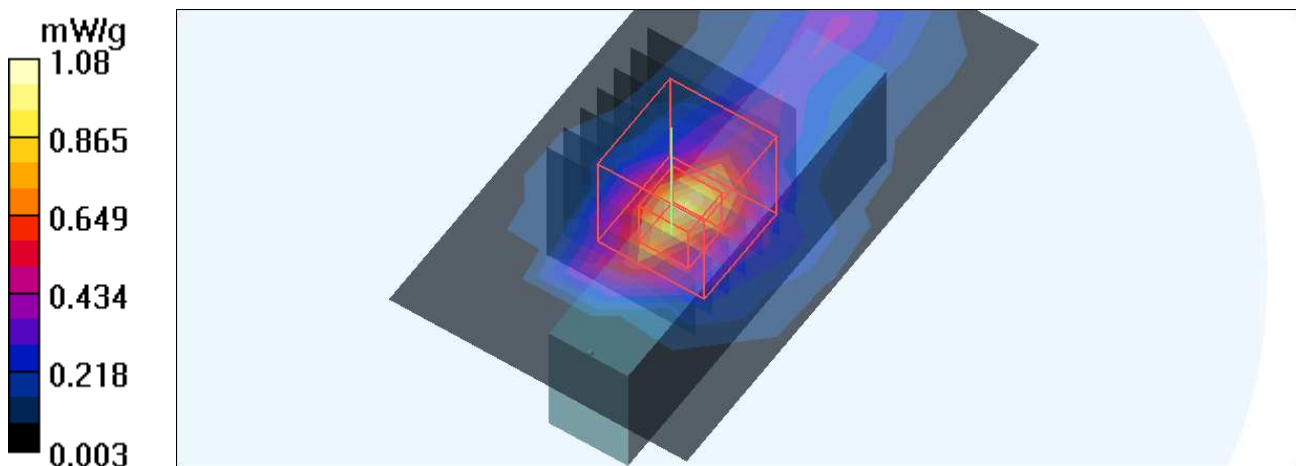
**Mid Channel 406/Zoom Scan (7x7x7) (7x7x7)/Cube 0:** Measurement grid: dx=5mm, dy=5mm, dz=5mm

Reference Value = 20.5 V/m; Power Drift = 0.044 dB

Peak SAR (extrapolated) = 1.76 W/kg

**SAR(1 g) = 0.812 mW/g; SAR(10 g) = 0.353 mW/g**

Maximum value of SAR (measured) = 1.08 mW/g



Test Laboratory: Bureau Veritas ADT

**M08-5M-16Q1\_2-Ch746****DUT: Mobile WiMax USB Adapter ; Type: US211**

Communication System: FCC Wimax ; Frequency: 2685 MHz ; Duty Cycle: 1:3.19 ; Modulation type: 16QAM

Medium: MSL2600 Medium parameters used:  $f = 2685$  MHz;  $\sigma = 2.25$  mho/m;  $\epsilon_r = 51$ ;  $\rho = 1000$  kg/m<sup>3</sup>

Phantom section: Flat Section ; Separation distance : 5 mm (The left edge side of the EUT to the Phantom)

DASY4 Configuration:

- Probe: EX3DV3 - SN3504 ; ConvF(7.33, 7.33, 7.33) ; Calibrated: 2009/1/21
- Sensor-Surface: 3mm (Mechanical Surface Detection)
- Electronics: DAE3 Sn510 ; Calibrated: 2009/1/21
- Phantom: SAM 12 ; Type: SAM V4.0 ; Serial: TP 1202
- Measurement SW: DASY4, V4.7 Build 80 ; Postprocessing SW: SEMCAD, V1.8 Build 186

**High Channel 746/Area Scan (5x8x1):** Measurement grid: dx=15mm, dy=15mm

Maximum value of SAR (measured) = 1.01 mW/g

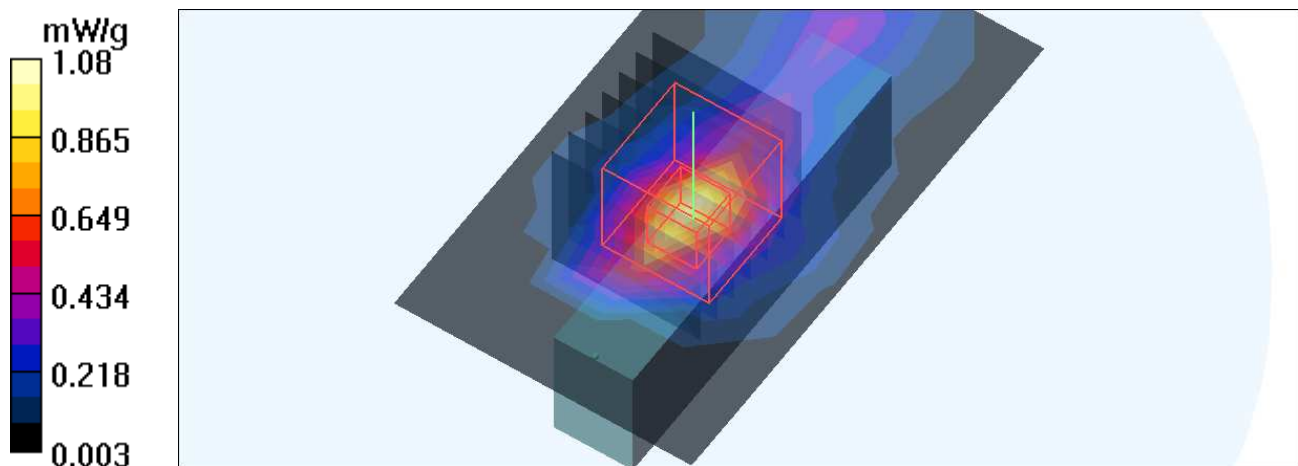
**High Channel 746/Zoom Scan (7x7x7) (7x7x7)/Cube 0:** Measurement grid: dx=5mm, dy=5mm, dz=5mm

Reference Value = 20.9 V/m; Power Drift = -0.114 dB

Peak SAR (extrapolated) = 1.78 W/kg

**SAR(1 g) = 0.806 mW/g; SAR(10 g) = 0.341 mW/g**

Maximum value of SAR (measured) = 1.08 mW/g



Test Laboratory: Bureau Veritas ADT

**M09-5M-QPSK1\_2-Ch26****DUT: Mobile WiMax USB Adapter ; Type: US211**

Communication System: FCC Wimax ; Frequency: 2505 MHz ; Duty Cycle: 1:3.19 ; Modulation type: QPSK

Medium: MSL2600 Medium parameters used:  $f = 2505$  MHz;  $\sigma = 2.05$  mho/m;  $\epsilon_r = 52.3$ ;  $\rho = 1000$  kg/m<sup>3</sup>  
Phantom section: Flat Section ; Separation distance : 5 mm (The tip side of the EUT to the Phantom)

DASY4 Configuration:

- Probe: EX3DV3 - SN3504 ; ConvF(7.33, 7.33, 7.33) ; Calibrated: 2009/1/21
- Sensor-Surface: 3mm (Mechanical Surface Detection)
- Electronics: DAE3 Sn579 ; Calibrated: 2009/7/17
- Phantom: SAM 12 ; Type: SAM V4.0 ; Serial: TP 1202
- Measurement SW: DASY4, V4.7 Build 80 ; Postprocessing SW: SEMCAD, V1.8 Build 186

**Low Channel 26/Area Scan (5x5x1):** Measurement grid: dx=15mm, dy=15mm  
Maximum value of SAR (measured) = 0.175 mW/g

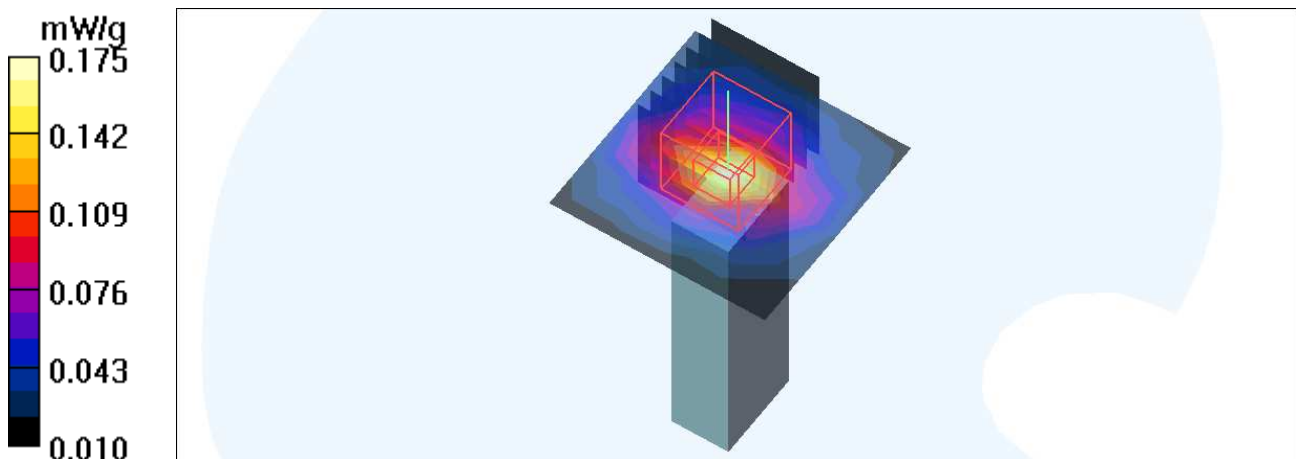
**Low Channel 26/Zoom Scan (7x7x7) (7x7x7)/Cube 0:** Measurement grid: dx=5mm, dy=5mm, dz=5mm

Reference Value = 9.28 V/m; Power Drift = -0.039 dB

Peak SAR (extrapolated) = 0.268 W/kg

SAR(1 g) = **0.135** mW/g; SAR(10 g) = 0.066 mW/g

Maximum value of SAR (measured) = 0.174 mW/g





Test Laboratory: Bureau Veritas ADT

**M09-5M-QPSK1\_2-Ch406****DUT: Mobile WiMax USB Adapter ; Type: US211**

Communication System: FCC Wimax ; Frequency: 2600 MHz ; Duty Cycle: 1:3.19 ; Modulation type: QPSK

Medium: MSL2600 Medium parameters used:  $f = 2600$  MHz;  $\sigma = 2.22$  mho/m;  $\epsilon_r = 52$ ;  $\rho = 1000$  kg/m<sup>3</sup>  
Phantom section: Flat Section ; Separation distance : 5 mm (The tip side of the EUT to the Phantom)

DASY4 Configuration:

- Probe: EX3DV3 - SN3504 ; ConvF(7.33, 7.33, 7.33) ; Calibrated: 2009/1/21
- Sensor-Surface: 3mm (Mechanical Surface Detection)
- Electronics: DAE3 Sn579 ; Calibrated: 2009/7/17
- Phantom: SAM 12 ; Type: SAM V4.0 ; Serial: TP 1202
- Measurement SW: DASY4, V4.7 Build 80 ; Postprocessing SW: SEMCAD, V1.8 Build 186

**Mid Channel 406/Area Scan (5x5x1):** Measurement grid: dx=15mm, dy=15mm

Maximum value of SAR (measured) = 0.242 mW/g

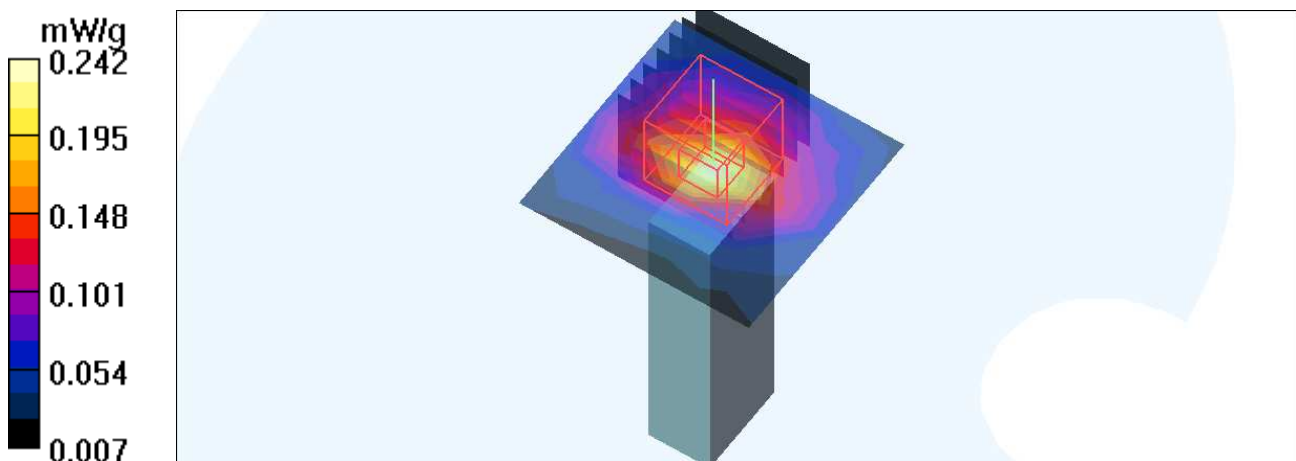
**Mid Channel 406/Zoom Scan (7x7x7) (7x7x7)/Cube 0:** Measurement grid: dx=5mm, dy=5mm, dz=5mm

Reference Value = 10.6 V/m; Power Drift = -0.166 dB

Peak SAR (extrapolated) = 0.377 W/kg

SAR(1 g) = **0.186** mW/g; SAR(10 g) = 0.091 mW/g

Maximum value of SAR (measured) = 0.238 mW/g





Test Laboratory: Bureau Veritas ADT

**M09-5M-QPSK1\_2-Ch746****DUT: Mobile WiMax USB Adapter ; Type: US211**

Communication System: FCC Wimax ; Frequency: 2685 MHz ; Duty Cycle: 1:3.19 ; Modulation type: QPSK

Medium: MSL2600 Medium parameters used:  $f = 2685$  MHz;  $\sigma = 2.26$  mho/m;  $\epsilon_r = 51.6$ ;  $\rho = 1000$  kg/m<sup>3</sup>  
Phantom section: Flat Section ; Separation distance : 5 mm (The tip side of the EUT to the Phantom)

DASY4 Configuration:

- Probe: EX3DV3 - SN3504 ; ConvF(7.33, 7.33, 7.33) ; Calibrated: 2009/1/21
- Sensor-Surface: 3mm (Mechanical Surface Detection)
- Electronics: DAE3 Sn579 ; Calibrated: 2009/7/17
- Phantom: SAM 12 ; Type: SAM V4.0 ; Serial: TP 1202
- Measurement SW: DASY4, V4.7 Build 80 ; Postprocessing SW: SEMCAD, V1.8 Build 186

**High Channel 746/Area Scan (5x5x1):** Measurement grid: dx=15mm, dy=15mm  
Maximum value of SAR (measured) = 0.150 mW/g

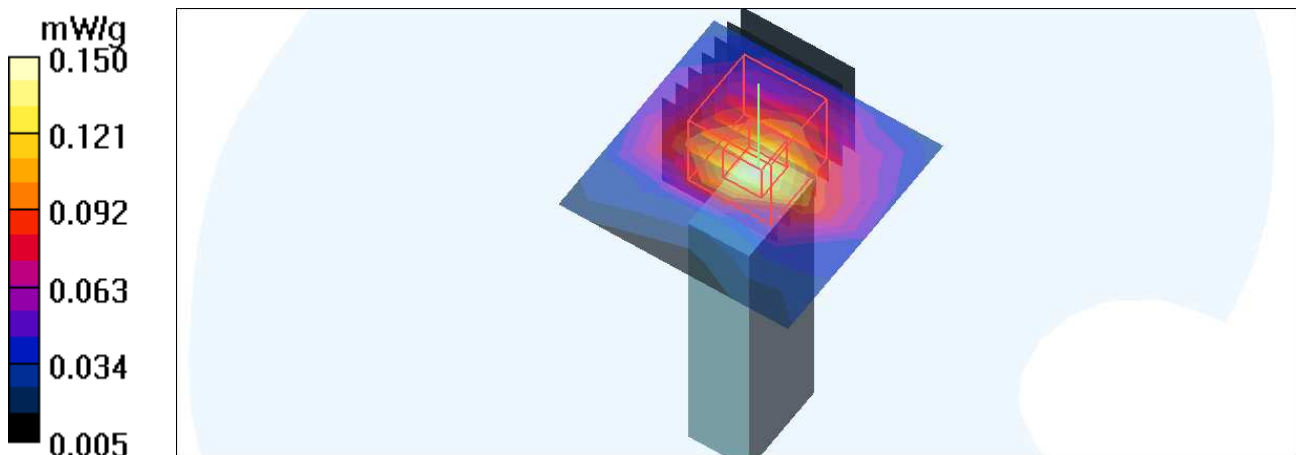
**High Channel 746/Zoom Scan (7x7x7) (7x7x7)/Cube 0:** Measurement grid: dx=5mm, dy=5mm, dz=5mm

Reference Value = 8.44 V/m; Power Drift = -0.108 dB

Peak SAR (extrapolated) = 0.237 W/kg

SAR(1 g) = **0.115 mW/g**; SAR(10 g) = 0.057 mW/g

Maximum value of SAR (measured) = 0.149 mW/g



Test Laboratory: Bureau Veritas ADT

**M10-5M-16Q1\_2-Ch406****DUT: Mobile WiMax USB Adapter ; Type: US211**

Communication System: FCC Wimax ; Frequency: 2600 MHz ; Duty Cycle: 1:3.19 ; Modulation type: 16QAM

Medium: MSL2600 Medium parameters used:  $f = 2600$  MHz;  $\sigma = 2.22$  mho/m;  $\epsilon_r = 52$ ;  $\rho = 1000$  kg/m<sup>3</sup>  
Phantom section: Flat Section ; Separation distance : 5 mm (The tip side of the EUT to the Phantom)

DASY4 Configuration:

- Probe: EX3DV3 - SN3504 ; ConvF(7.33, 7.33, 7.33) ; Calibrated: 2009/1/21
- Sensor-Surface: 3mm (Mechanical Surface Detection)
- Electronics: DAE3 Sn579 ; Calibrated: 2009/7/17
- Phantom: SAM 12 ; Type: SAM V4.0 ; Serial: TP 1202
- Measurement SW: DASY4, V4.7 Build 80 ; Postprocessing SW: SEMCAD, V1.8 Build 186

**Mid Channel 406/Area Scan (5x5x1):** Measurement grid: dx=15mm, dy=15mm

Maximum value of SAR (measured) = 0.237 mW/g

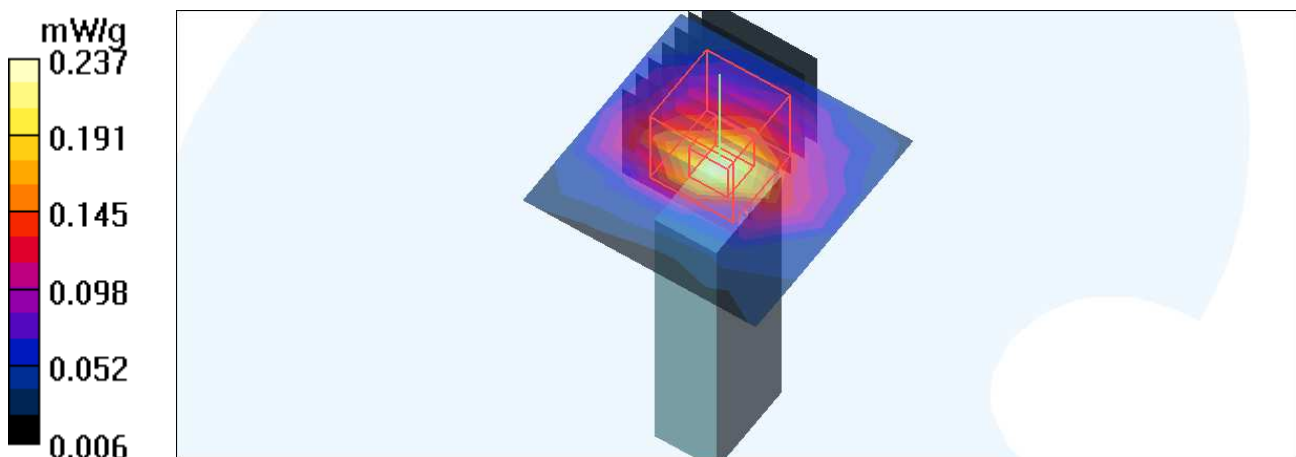
**Mid Channel 406/Zoom Scan (7x7x7) (7x7x7)/Cube 0:** Measurement grid: dx=5mm, dy=5mm, dz=5mm

Reference Value = 10.7 V/m; Power Drift = -0.089 dB

Peak SAR (extrapolated) = 0.368 W/kg

SAR(1 g) = **0.181 mW/g**; SAR(10 g) = 0.089 mW/g

Maximum value of SAR (measured) = 0.234 mW/g



Test Laboratory: Bureau Veritas ADT

**M10-5M-16Q1/2-Ch746****DUT: Mobile WiMax USB Adapter ; Type: US211**

Communication System: Wimax\_2.6GHz 5M ; Frequency: 2685 MHz ; Duty Cycle: 1:3.19 ; Modulation type: 16QAM

Medium: MSL2600 Medium parameters used:  $f = 2685$  MHz;  $\sigma = 2.25$  mho/m;  $\epsilon_r = 51$ ;  $\rho = 1000$  kg/m<sup>3</sup>  
Phantom section: Flat Section ; Separation distance : 5 mm (The tip side of the EUT to the Phantom)

DASY4 Configuration:

- Probe: EX3DV3 - SN3504 ; ConvF(7.33, 7.33, 7.33) ; Calibrated: 2009/1/21
- Sensor-Surface: 3mm (Mechanical Surface Detection)
- Electronics: DAE3 Sn579 ; Calibrated: 2009/7/17
- Phantom: SAM 12 ; Type: SAM V4.0 ; Serial: TP 1202
- Measurement SW: DASY4, V4.7 Build 80 ; Postprocessing SW: SEMCAD, V1.8 Build 186

**High Channel 746/Area Scan (5x5x1):** Measurement grid: dx=15mm, dy=15mm

Maximum value of SAR (measured) = 0.095 mW/g

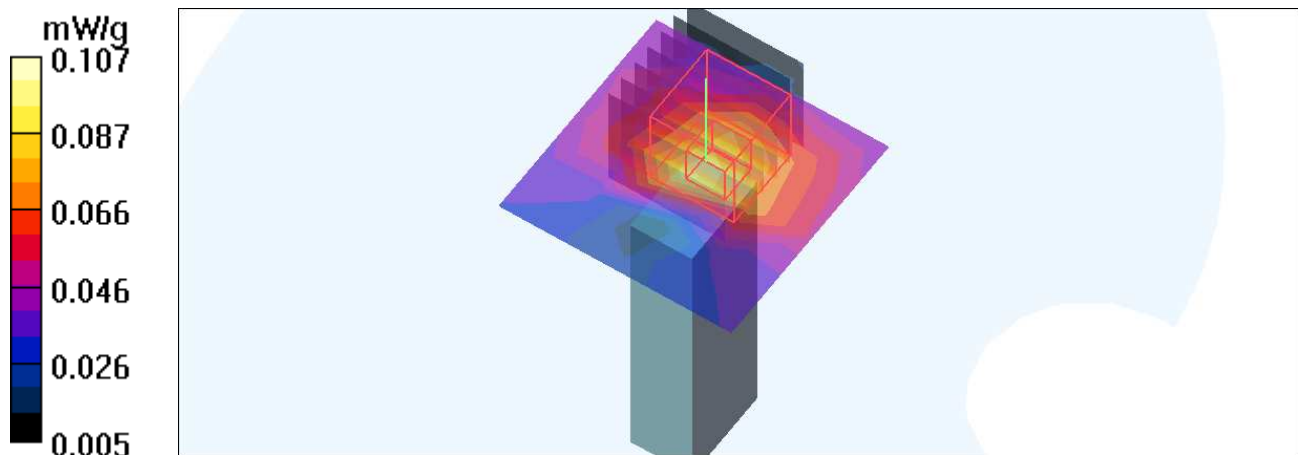
**High Channel 746/Zoom Scan (7x7x7) (7x7x7)/Cube 0:** Measurement grid: dx=5mm, dy=5mm, dz=5mm

Reference Value = 6.67 V/m; Power Drift = -0.090 dB

Peak SAR (extrapolated) = 0.187 W/kg

**SAR(1 g) = 0.085 mW/g; SAR(10 g) = 0.044 mW/g**

Maximum value of SAR (measured) = 0.107 mW/g



Test Laboratory: Bureau Veritas ADT

## M11-10M-QPSK1\_2-Ch16

### DUT: Mobile WiMax USB Adapter ; Type: US211

Communication System: Wimax\_2.6GHz 10M ; Frequency: 2505 MHz ; Duty Cycle: 1:3.19 ;

Modulation type: QPSK

Medium: MSL2600 Medium parameters used:  $f = 2505$  MHz;  $\sigma = 2.07$  mho/m;  $\epsilon_r = 53.6$ ;  $\rho = 1000$  kg/m<sup>3</sup>

Phantom section: Flat Section ; Separation distance : 5 mm (The back side of the EUT to the Phantom)

#### DASY4 Configuration:

- Probe: EX3DV3 - SN3504 ; ConvF(7.33, 7.33, 7.33) ; Calibrated: 2009/1/21
- Sensor-Surface: 3mm (Mechanical Surface Detection)
- Electronics: DAE3 Sn579 ; Calibrated: 2009/7/17
- Phantom: SAM 12 ; Type: SAM V4.0 ; Serial: TP 1202
- Measurement SW: DASY4, V4.7 Build 80 ; Postprocessing SW: SEMCAD, V1.8 Build 186

#### Low Channel 16/Area Scan (5x8x1): Measurement grid: dx=15mm, dy=15mm

Maximum value of SAR (measured) = 0.631 mW/g

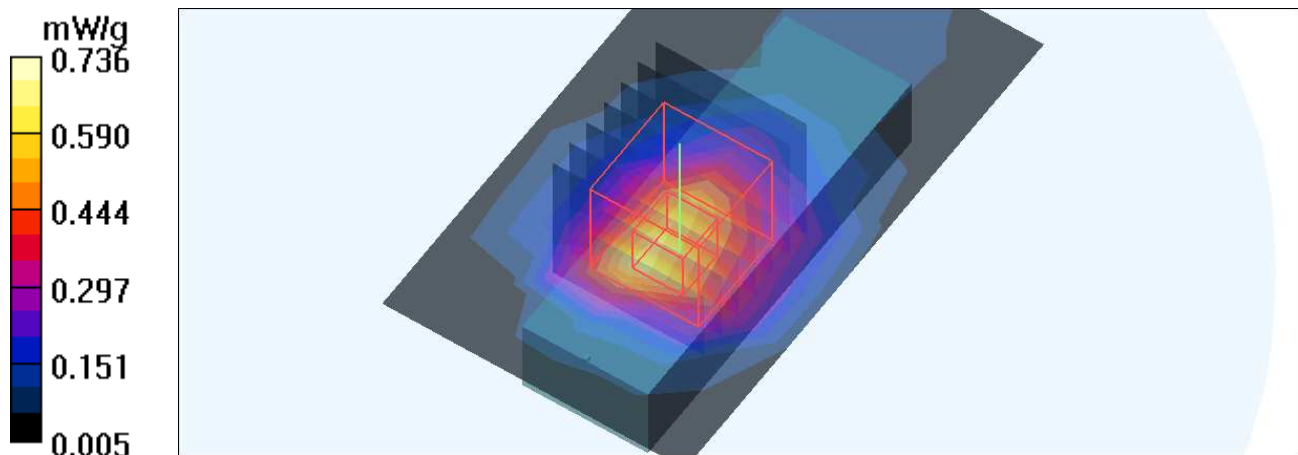
#### Low Channel 16/Zoom Scan (7x7x7) (7x7x7)/Cube 0: Measurement grid: dx=5mm, dy=5mm, dz=5mm

Reference Value = 17.6 V/m; Power Drift = -0.073 dB

Peak SAR (extrapolated) = 1.14 W/kg

SAR(1 g) = **0.581 mW/g**; SAR(10 g) = **0.289 mW/g**

Maximum value of SAR (measured) = 0.736 mW/g



Test Laboratory: Bureau Veritas ADT

**M11-10M-QPSK1\_2-Ch396****DUT: Mobile WiMax USB Adapter ; Type: US211**

Communication System: FCC Wimax ; Frequency: 2600 MHz ; Duty Cycle: 1:3.19 ; Modulation type: QPSK

Medium: MSL2600 Medium parameters used:  $f = 2600$  MHz;  $\sigma = 2.23$  mho/m;  $\epsilon_r = 51.4$ ;  $\rho = 1000$  kg/m<sup>3</sup>

Phantom section: Flat Section ; Separation distance : 5 mm (The back side of the EUT to the Phantom)

DASY4 Configuration:

- Probe: EX3DV3 - SN3504 ; ConvF(7.33, 7.33, 7.33) ; Calibrated: 2009/1/21
- Sensor-Surface: 3mm (Mechanical Surface Detection)
- Electronics: DAE3 Sn510 ; Calibrated: 2009/1/21
- Phantom: SAM 12 ; Type: SAM V4.0 ; Serial: TP 1202
- Measurement SW: DASY4, V4.7 Build 80 ; Postprocessing SW: SEMCAD, V1.8 Build 186

**Mid Channel 396/Area Scan (5x8x1):** Measurement grid: dx=15mm, dy=15mm

Maximum value of SAR (measured) = 0.830 mW/g

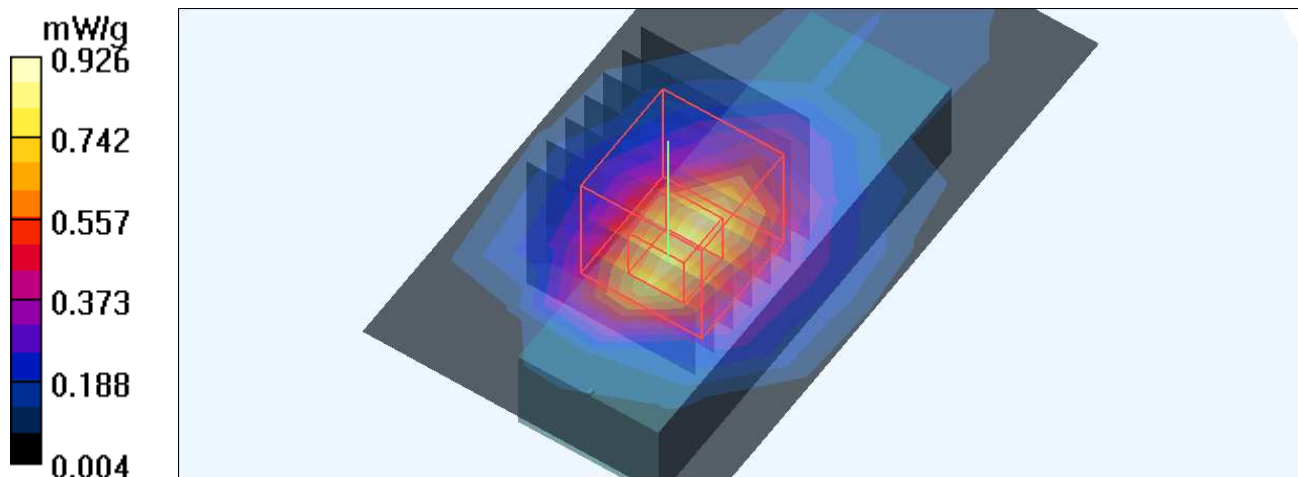
**Mid Channel 396/Zoom Scan (7x7x7) (7x7x7)/Cube 0:** Measurement grid: dx=5mm, dy=5mm, dz=5mm

Reference Value = 18.8 V/m; Power Drift = -0.109 dB

Peak SAR (extrapolated) = 1.47 W/kg

**SAR(1 g) = 0.709 mW/g; SAR(10 g) = 0.346 mW/g**

Maximum value of SAR (measured) = 0.926 mW/g



Test Laboratory: Bureau Veritas ADT

**M11-10M-QPSK1\_2-Ch736****DUT: Mobile WiMax USB Adapter ; Type: US211**

Communication System: FCC Wimax ; Frequency: 2685 MHz ; Duty Cycle: 1:3.19 ; Modulation type: QPSK

Medium: MSL2600 Medium parameters used:  $f = 2685$  MHz;  $\sigma = 2.25$  mho/m;  $\epsilon_r = 51$ ;  $\rho = 1000$  kg/m<sup>3</sup>  
Phantom section: Flat Section ; Separation distance : 5 mm (The back side of the EUT to the Phantom)

## DASY4 Configuration:

- Probe: EX3DV3 - SN3504 ; ConvF(7.33, 7.33, 7.33) ; Calibrated: 2009/1/21
- Sensor-Surface: 3mm (Mechanical Surface Detection)
- Electronics: DAE3 Sn510 ; Calibrated: 2009/1/21
- Phantom: SAM 12 ; Type: SAM V4.0 ; Serial: TP 1202
- Measurement SW: DASY4, V4.7 Build 80 ; Postprocessing SW: SEMCAD, V1.8 Build 186

**High Channel 736/Area Scan (5x8x1):** Measurement grid: dx=15mm, dy=15mm

Maximum value of SAR (measured) = 0.718 mW/g

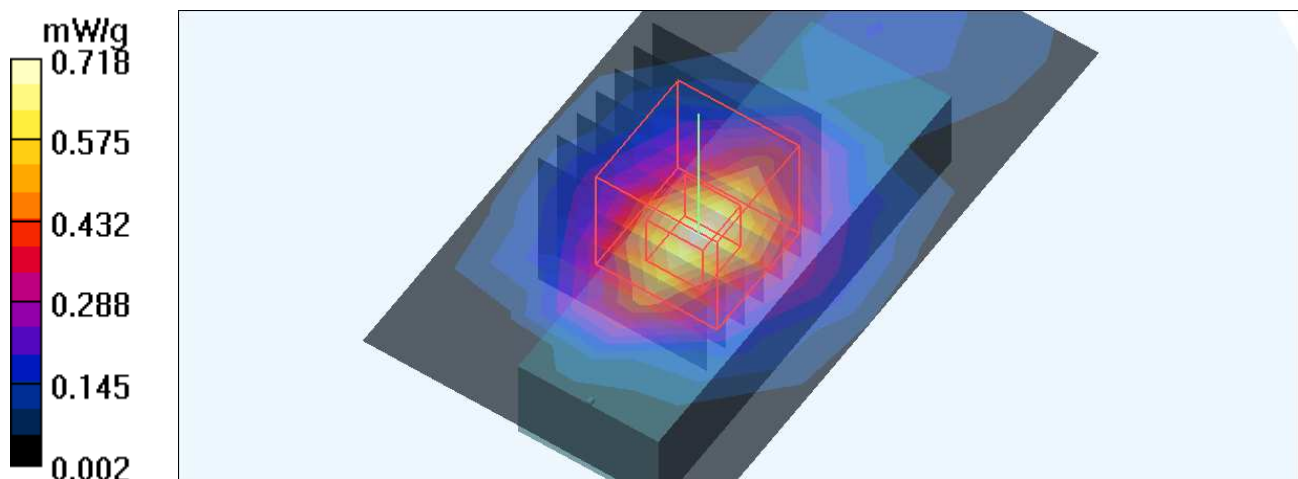
**High Channel 736/Zoom Scan (7x7x7) (7x7x7)/Cube 0:** Measurement grid: dx=5mm, dy=5mm, dz=5mm

Reference Value = 14.9 V/m; Power Drift = -0.183 dB

Peak SAR (extrapolated) = 1.12 W/kg

SAR(1 g) = **0.560** mW/g; SAR(10 g) = **0.278** mW/g

Maximum value of SAR (measured) = 0.714 mW/g



Test Laboratory: Bureau Veritas ADT

**M12-10M-16Q1\_2-Ch16****DUT: Mobile WiMax USB Adapter ; Type: US211**

Communication System: Wimax\_2.6GHz 10M ; Frequency: 2505 MHz ; Duty Cycle: 1:3.19 ;

Modulation type: 16QAM

Medium: MSL2600 Medium parameters used:  $f = 2505$  MHz;  $\sigma = 2.07$  mho/m;  $\epsilon_r = 53.6$ ;  $\rho = 1000$  kg/m<sup>3</sup>

Phantom section: Flat Section ; Separation distance : 5 mm (The back side of the EUT to the Phantom)

DASY4 Configuration:

- Probe: EX3DV3 - SN3504 ; ConvF(7.33, 7.33, 7.33) ; Calibrated: 2009/1/21

- Sensor-Surface: 3mm (Mechanical Surface Detection)

- Electronics: DAE3 Sn579 ; Calibrated: 2009/7/17

- Phantom: SAM 12 ; Type: SAM V4.0 ; Serial: TP 1202

- Measurement SW: DASY4, V4.7 Build 80 ; Postprocessing SW: SEMCAD, V1.8 Build 186

**Low Channel 16/Area Scan (5x8x1):** Measurement grid: dx=15mm, dy=15mm

Maximum value of SAR (measured) = 0.565 mW/g

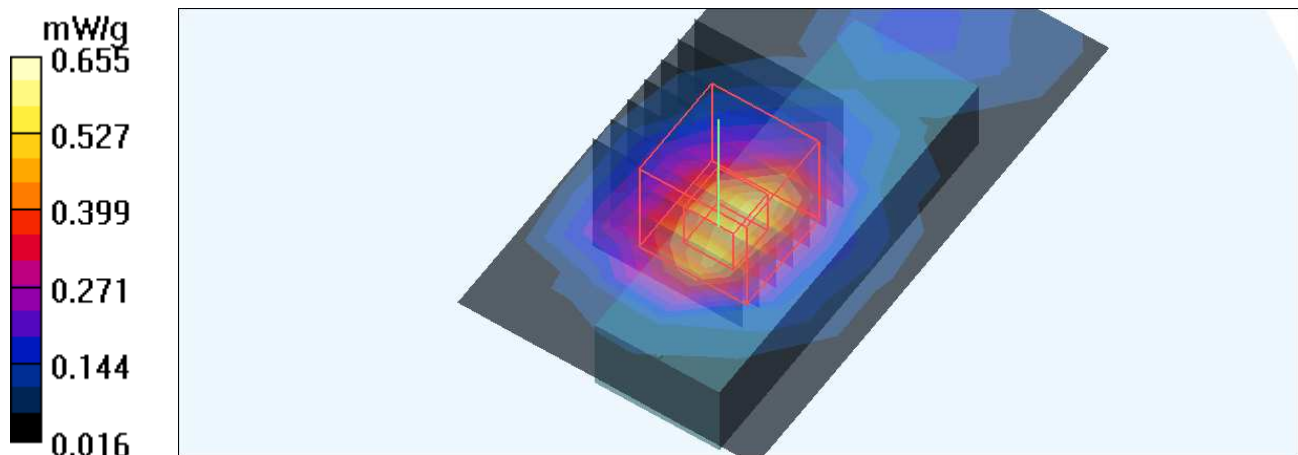
**Low Channel 16/Zoom Scan (7x7x7) (7x7x7)/Cube 0:** Measurement grid: dx=5mm, dy=5mm, dz=5mm

Reference Value = 16.8 V/m; Power Drift = -0.115 dB

Peak SAR (extrapolated) = 1.05 W/kg

**SAR(1 g) = 0.504 mW/g; SAR(10 g) = 0.248 mW/g**

Maximum value of SAR (measured) = 0.655 mW/g





Test Laboratory: Bureau Veritas ADT

**M12-10M-16Q1\_2-Ch396****DUT: Mobile WiMax USB Adapter ; Type: US211**

Communication System: FCC Wimax ; Frequency: 2600 MHz ; Duty Cycle: 1:3.19 ; Modulation type: 16QAM

Medium: MSL2600 Medium parameters used:  $f = 2600$  MHz;  $\sigma = 2.23$  mho/m;  $\epsilon_r = 51.4$ ;  $\rho = 1000$  kg/m<sup>3</sup>  
Phantom section: Flat Section ; Separation distance : 5 mm (The back side of the EUT to the Phantom)

## DASY4 Configuration:

- Probe: EX3DV3 - SN3504 ; ConvF(7.33, 7.33, 7.33) ; Calibrated: 2009/1/21
- Sensor-Surface: 3mm (Mechanical Surface Detection)
- Electronics: DAE3 Sn510 ; Calibrated: 2009/1/21
- Phantom: SAM 12 ; Type: SAM V4.0 ; Serial: TP 1202
- Measurement SW: DASY4, V4.7 Build 80 ; Postprocessing SW: SEMCAD, V1.8 Build 186

**Mid Channel 396/Area Scan (5x8x1):** Measurement grid: dx=15mm, dy=15mm

Maximum value of SAR (measured) = 0.812 mW/g

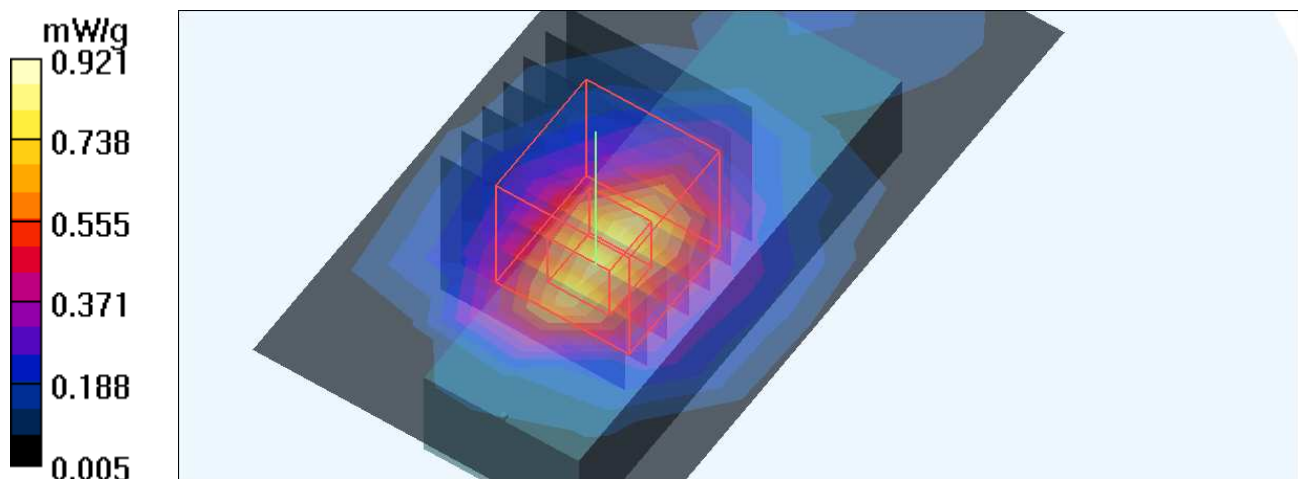
**Mid Channel 396/Zoom Scan (7x7x7) (7x7x7)/Cube 0:** Measurement grid: dx=5mm, dy=5mm, dz=5mm

Reference Value = 18.3 V/m; Power Drift = -0.179 dB

Peak SAR (extrapolated) = 1.44 W/kg

SAR(1 g) = **0.709 mW/g**; SAR(10 g) = 0.345 mW/g

Maximum value of SAR (measured) = 0.921 mW/g





Test Laboratory: Bureau Veritas ADT

**M12-10M-16Q1\_2-Ch736****DUT: Mobile WiMax USB Adapter ; Type: US211**

Communication System: Wimax\_2.6GHz 10M ; Frequency: 2685 MHz ; Duty Cycle: 1:3.19 ;

Modulation type: 16QAM

Medium: MSL2600 Medium parameters used:  $f = 2685$  MHz;  $\sigma = 2.24$  mho/m;  $\epsilon_r = 52.9$ ;  $\rho = 1000$  kg/m<sup>3</sup>

Phantom section: Flat Section ; Separation distance : 5 mm (The back side of the EUT to the Phantom)

## DASY4 Configuration:

- Probe: EX3DV3 - SN3504 ; ConvF(7.33, 7.33, 7.33) ; Calibrated: 2009/1/21
- Sensor-Surface: 3mm (Mechanical Surface Detection)
- Electronics: DAE3 Sn579 ; Calibrated: 2009/7/17
- Phantom: SAM 12 ; Type: SAM V4.0 ; Serial: TP 1202
- Measurement SW: DASY4, V4.7 Build 80 ; Postprocessing SW: SEMCAD, V1.8 Build 186

**High Channel 736/Area Scan (5x8x1):** Measurement grid: dx=15mm, dy=15mm

Maximum value of SAR (measured) = 0.719 mW/g

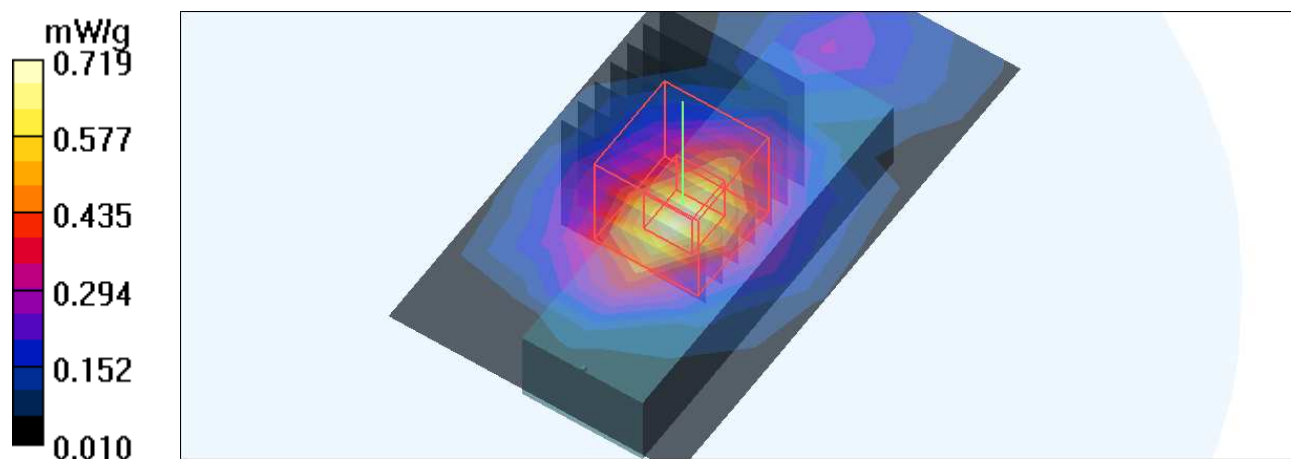
**High Channel 736/Zoom Scan (7x7x7) (7x7x7)/Cube 0:** Measurement grid: dx=5mm, dy=5mm, dz=5mm

Reference Value = 18.2 V/m; Power Drift = -0.152 dB

Peak SAR (extrapolated) = 1.14 W/kg

SAR(1 g) = **0.558** mW/g; SAR(10 g) = **0.274** mW/g

Maximum value of SAR (measured) = 0.714 mW/g



Test Laboratory: Bureau Veritas ADT

**M13-10M-QPSK1\_2-Ch16****DUT: Mobile WiMax USB Adapter ; Type: US211**

Communication System: Wimax\_2.6GHz 10M ; Frequency: 2505 MHz ; Duty Cycle: 1:3.19 ;

Modulation type: QPSK

Medium: MSL2600 Medium parameters used:  $f = 2505$  MHz;  $\sigma = 2.07$  mho/m;  $\epsilon_r = 53.6$ ;  $\rho = 1000$  kg/m<sup>3</sup>

Phantom section: Flat Section ; Separation distance : 5 mm (The front side of the EUT to the Phantom)

DASY4 Configuration:

- Probe: EX3DV3 - SN3504 ; ConvF(7.33, 7.33, 7.33) ; Calibrated: 2009/1/21
- Sensor-Surface: 3mm (Mechanical Surface Detection)
- Electronics: DAE3 Sn579 ; Calibrated: 2009/7/17
- Phantom: SAM 12 ; Type: SAM V4.0 ; Serial: TP 1202
- Measurement SW: DASY4, V4.7 Build 80 ; Postprocessing SW: SEMCAD, V1.8 Build 186

**Low Channel 16/Area Scan (5x8x1):** Measurement grid: dx=15mm, dy=15mm

Maximum value of SAR (measured) = 0.678 mW/g

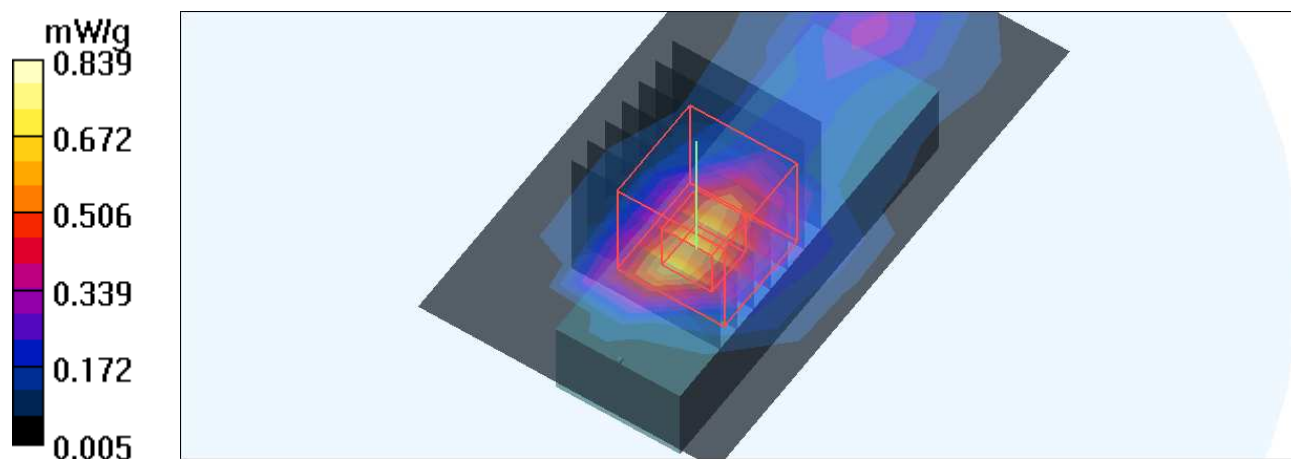
**Low Channel 16/Zoom Scan (7x7x7) (7x7x7)/Cube 0:** Measurement grid: dx=5mm, dy=5mm, dz=5mm

Reference Value = 18.5 V/m; Power Drift = -0.116 dB

Peak SAR (extrapolated) = 1.38 W/kg

**SAR(1 g) = 0.626 mW/g; SAR(10 g) = 0.272 mW/g**

Maximum value of SAR (measured) = 0.839 mW/g



Date/Time: 2009/9/11 12:06:54

Test Laboratory: Bureau Veritas ADT

## M13-10M-QPSK1\_2-Ch396

### DUT: Mobile WiMax USB Adapter ; Type: US211

Communication System: FCC Wimax ; Frequency: 2600 MHz ; Duty Cycle: 1:3.19 ; Modulation type: QPSK

Medium: MSL2600 Medium parameters used:  $f = 2600$  MHz;  $\sigma = 2.23$  mho/m;  $\epsilon_r = 51.4$ ;  $\rho = 1000$  kg/m<sup>3</sup>  
Phantom section: Flat Section ; Separation distance : 5 mm (The front side of the EUT to the Phantom)

DASY4 Configuration:

- Probe: EX3DV3 - SN3504 ; ConvF(7.33, 7.33, 7.33) ; Calibrated: 2009/1/21
- Sensor-Surface: 3mm (Mechanical Surface Detection)
- Electronics: DAE3 Sn510 ; Calibrated: 2009/1/21
- Phantom: SAM 12 ; Type: SAM V4.0 ; Serial: TP 1202
- Measurement SW: DASY4, V4.7 Build 80 ; Postprocessing SW: SEMCAD, V1.8 Build 186

**Mid Channel 396/Area Scan (5x8x1):** Measurement grid: dx=15mm, dy=15mm

Maximum value of SAR (measured) = 0.812 mW/g

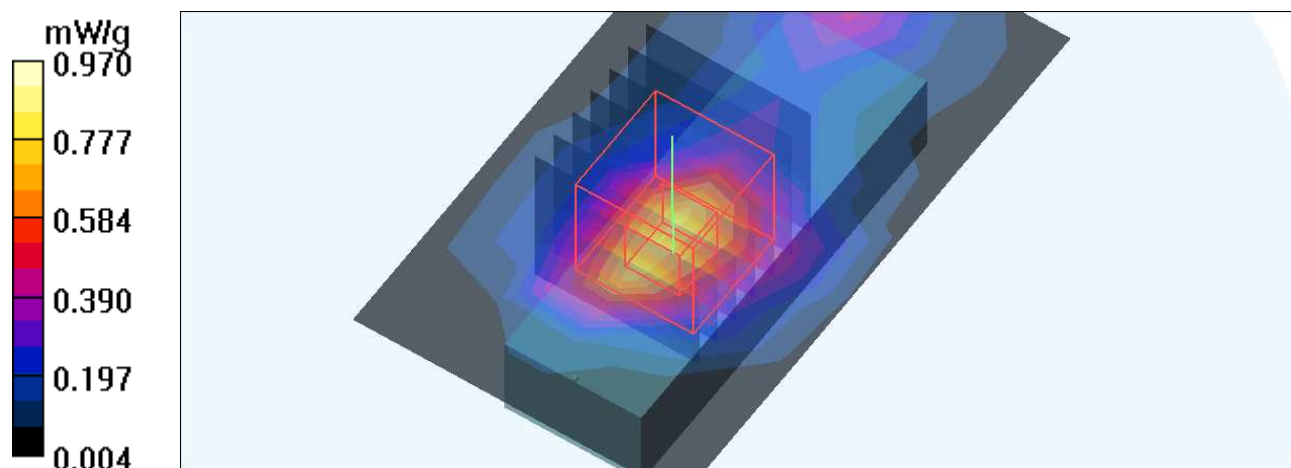
**Mid Channel 396/Zoom Scan (7x7x7) (7x7x7)/Cube 0:** Measurement grid: dx=5mm, dy=5mm, dz=5mm

Reference Value = 19.4 V/m; Power Drift = -0.103 dB

Peak SAR (extrapolated) = 1.58 W/kg

**SAR(1 g) = 0.747 mW/g; SAR(10 g) = 0.334 mW/g**

Maximum value of SAR (measured) = 0.970 mW/g



Test Laboratory: Bureau Veritas ADT

**M13-10M-QPSK1\_2-Ch736****DUT: Mobile WiMax USB Adapter ; Type: US211**

Communication System: FCC Wimax ; Frequency: 2685 MHz ; Duty Cycle: 1:3.19 ; Modulation type: QPSK

Medium: MSL2600 Medium parameters used:  $f = 2685$  MHz;  $\sigma = 2.25$  mho/m;  $\epsilon_r = 51$ ;  $\rho = 1000$  kg/m<sup>3</sup>

Phantom section: Flat Section ; Separation distance : 5 mm (The front side of the EUT to the Phantom)

DASY4 Configuration:

- Probe: EX3DV3 - SN3504 ; ConvF(7.33, 7.33, 7.33) ; Calibrated: 2009/1/21
- Sensor-Surface: 3mm (Mechanical Surface Detection)
- Electronics: DAE3 Sn510 ; Calibrated: 2009/1/21
- Phantom: SAM 12 ; Type: SAM V4.0 ; Serial: TP 1202
- Measurement SW: DASY4, V4.7 Build 80 ; Postprocessing SW: SEMCAD, V1.8 Build 186

**High Channel 736/Area Scan (5x8x1):** Measurement grid: dx=15mm, dy=15mm

Maximum value of SAR (measured) = 0.678 mW/g

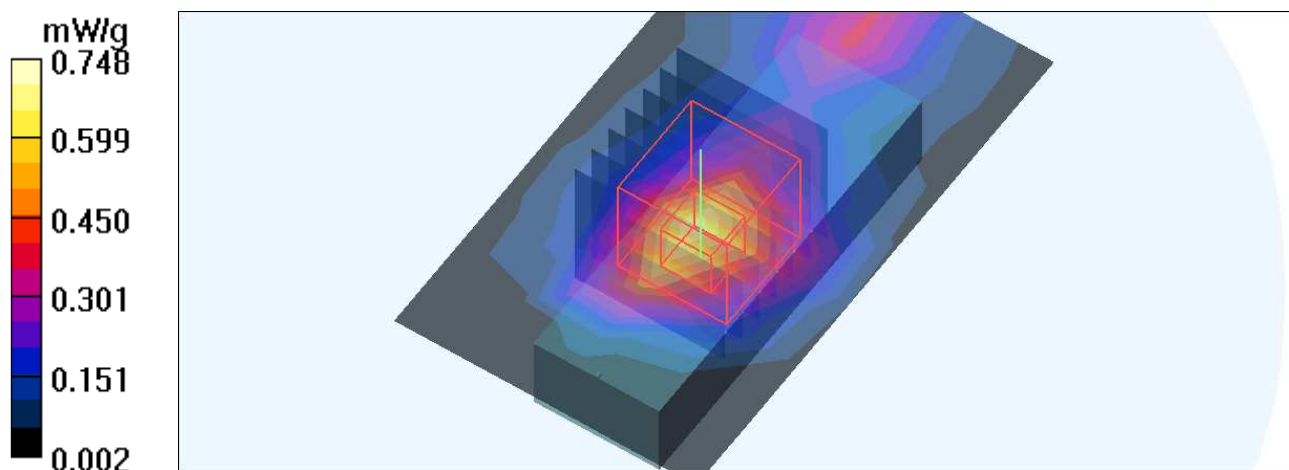
**High Channel 736/Zoom Scan (7x7x7) (7x7x7)/Cube 0:** Measurement grid: dx=5mm, dy=5mm, dz=5mm

Reference Value = 17.6 V/m; Power Drift = -0.165 dB

Peak SAR (extrapolated) = 1.22 W/kg

**SAR(1 g) = 0.580 mW/g; SAR(10 g) = 0.271 mW/g**

Maximum value of SAR (measured) = 0.748 mW/g



Test Laboratory: Bureau Veritas ADT

## M14-10M-16Q1\_2-Ch16

### DUT: Mobile WiMax USB Adapter ; Type: US211

Communication System: Wimax\_2.6GHz 10M ; Frequency: 2505 MHz ; Duty Cycle: 1:3.19 ;

Modulation type: 16QAM

Medium: MSL2600 Medium parameters used:  $f = 2505$  MHz;  $\sigma = 2.07$  mho/m;  $\epsilon_r = 53.6$ ;  $\rho = 1000$  kg/m<sup>3</sup>

Phantom section: Flat Section ; Separation distance : 5 mm (The front side of the EUT to the Phantom)

DASY4 Configuration:

- Probe: EX3DV3 - SN3504 ; ConvF(7.33, 7.33, 7.33) ; Calibrated: 2009/1/21
- Sensor-Surface: 3mm (Mechanical Surface Detection)
- Electronics: DAE3 Sn579 ; Calibrated: 2009/7/17
- Phantom: SAM 12 ; Type: SAM V4.0 ; Serial: TP 1202
- Measurement SW: DASY4, V4.7 Build 80 ; Postprocessing SW: SEMCAD, V1.8 Build 186

**Low Channel 16/Area Scan (5x8x1):** Measurement grid: dx=15mm, dy=15mm

Maximum value of SAR (measured) = 0.661 mW/g

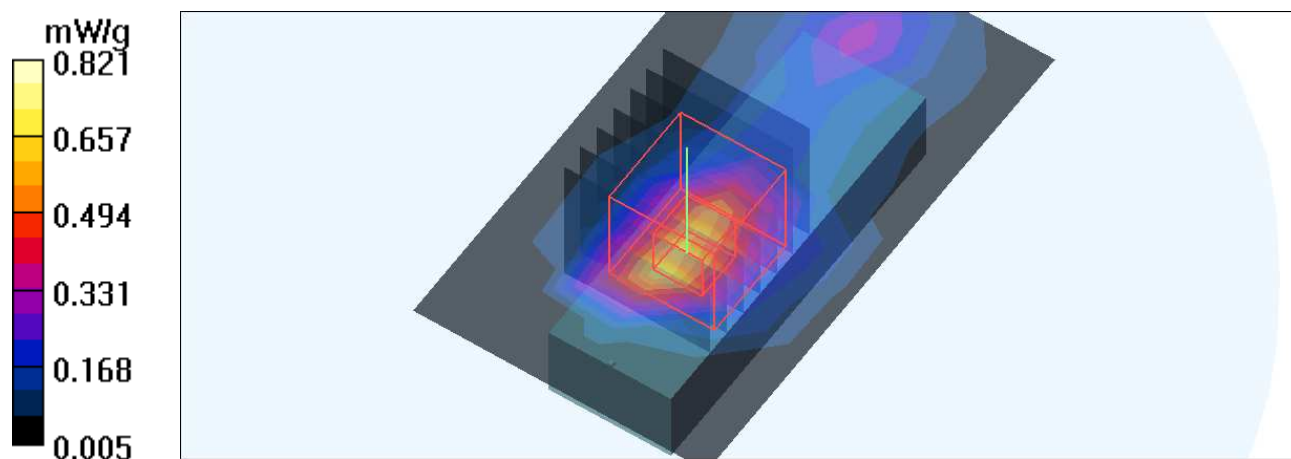
**Low Channel 16/Zoom Scan (7x7x7) (7x7x7)/Cube 0:** Measurement grid: dx=5mm, dy=5mm, dz=5mm

Reference Value = 18.2 V/m; Power Drift = -0.045 dB

Peak SAR (extrapolated) = 1.35 W/kg

**SAR(1 g) = 0.612 mW/g; SAR(10 g) = 0.265 mW/g**

Maximum value of SAR (measured) = 0.821 mW/g



Date/Time: 2009/9/11 13:00:47

Test Laboratory: Bureau Veritas ADT

## M14-10M-16Q1\_2-Ch396

**DUT: Mobile WiMax USB Adapter ; Type: US211**

Communication System: FCC Wimax ; Frequency: 2600 MHz ; Duty Cycle: 1:3.19 ; Modulation type: 16QAM

Medium: MSL2600 Medium parameters used:  $f = 2600$  MHz;  $\sigma = 2.23$  mho/m;  $\epsilon_r = 51.4$ ;  $\rho = 1000$  kg/m<sup>3</sup>  
Phantom section: Flat Section ; Separation distance : 5 mm (The front side of the EUT to the Phantom)

DASY4 Configuration:

- Probe: EX3DV3 - SN3504 ; ConvF(7.33, 7.33, 7.33) ; Calibrated: 2009/1/21
- Sensor-Surface: 3mm (Mechanical Surface Detection)
- Electronics: DAE3 Sn510 ; Calibrated: 2009/1/21
- Phantom: SAM 12 ; Type: SAM V4.0 ; Serial: TP 1202
- Measurement SW: DASY4, V4.7 Build 80 ; Postprocessing SW: SEMCAD, V1.8 Build 186

**Mid Channel 396/Area Scan (5x8x1):** Measurement grid: dx=15mm, dy=15mm

Maximum value of SAR (measured) = 0.753 mW/g

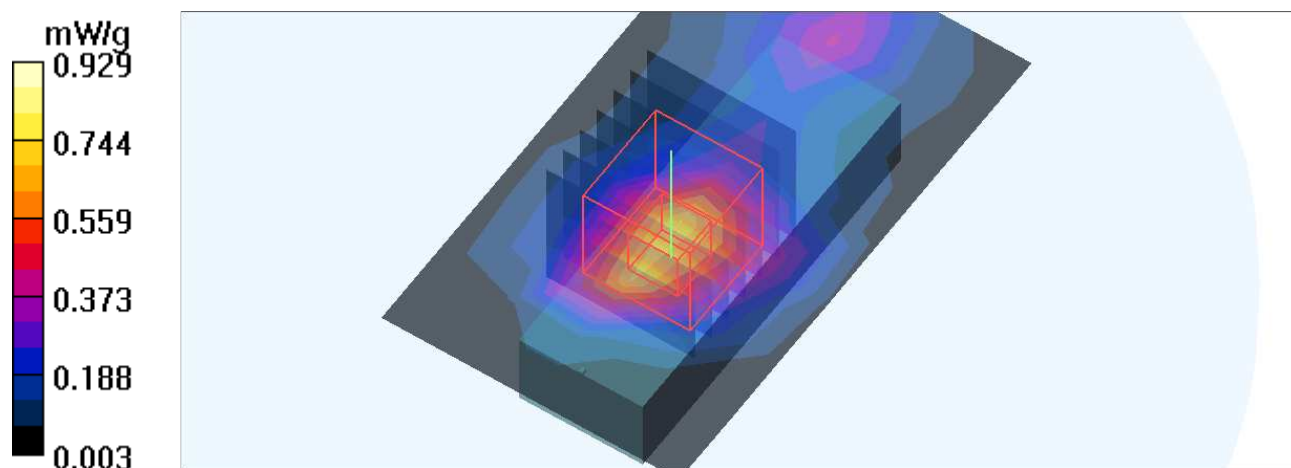
**Mid Channel 396/Zoom Scan (7x7x7) (7x7x7)/Cube 0:** Measurement grid: dx=5mm, dy=5mm, dz=5mm

Reference Value = 18.1 V/m; Power Drift = -0.115 dB

Peak SAR (extrapolated) = 1.51 W/kg

SAR(1 g) = **0.709** mW/g; SAR(10 g) = 0.317 mW/g

Maximum value of SAR (measured) = 0.929 mW/g



Date/Time: 2010/1/8 12:04:06

Test Laboratory: Bureau Veritas ADT

## M14-10M-16Q1\_2-Ch736

**DUT: Mobile WiMax USB Adapter ; Type: US211**

Communication System: Wimax\_2.6GHz 10M ; Frequency: 2685 MHz ; Duty Cycle: 1:3.19 ;  
Modulation type: 16QAM

Medium: MSL2600 Medium parameters used:  $f = 2685$  MHz;  $\sigma = 2.24$  mho/m;  $\epsilon_r = 52.9$ ;  $\rho = 1000$  kg/m<sup>3</sup>  
Phantom section: Flat Section ; Separation distance : 5 mm (The front side of the EUT to the Phantom)

DASY4 Configuration:

- Probe: EX3DV3 - SN3504 ; ConvF(7.33, 7.33, 7.33) ; Calibrated: 2009/1/21
- Sensor-Surface: 3mm (Mechanical Surface Detection)
- Electronics: DAE3 Sn579 ; Calibrated: 2009/7/17
- Phantom: SAM 12 ; Type: SAM V4.0 ; Serial: TP 1202
- Measurement SW: DASY4, V4.7 Build 80 ; Postprocessing SW: SEMCAD, V1.8 Build 186

**High Channel 736/Area Scan (5x8x1):** Measurement grid: dx=15mm, dy=15mm  
Maximum value of SAR (measured) = 0.801 mW/g

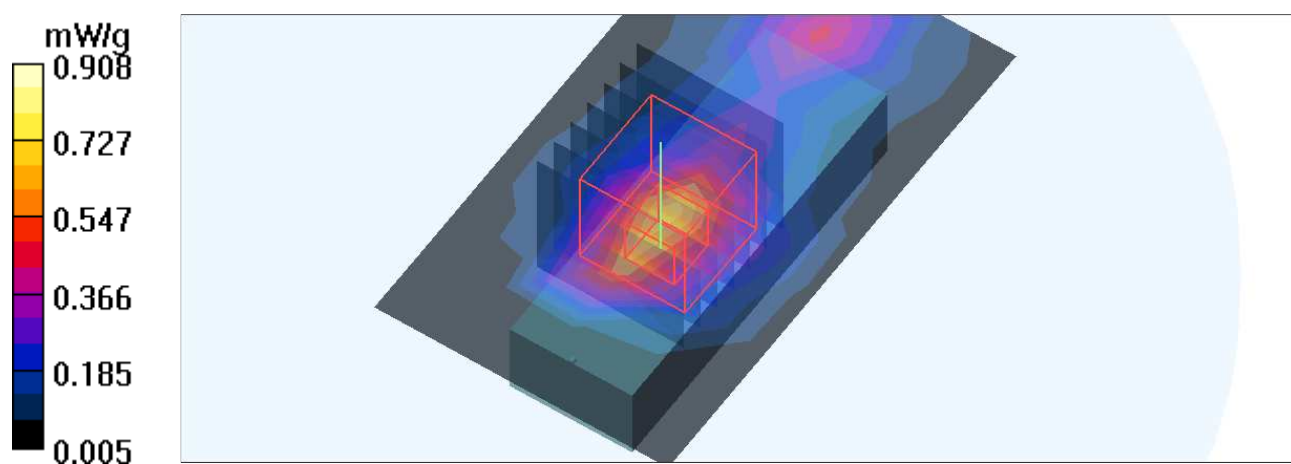
**High Channel 736/Zoom Scan (7x7x7) (7x7x7)/Cube 0:** Measurement grid: dx=5mm, dy=5mm, dz=5mm

Reference Value = 17.3 V/m; Power Drift = -0.112 dB

Peak SAR (extrapolated) = 1.54 W/kg

SAR(1 g) = **0.682 mW/g**; SAR(10 g) = 0.304 mW/g

Maximum value of SAR (measured) = 0.908 mW/g





Test Laboratory: Bureau Veritas ADT

### M15-10M-QPSK1/2-Ch736

**DUT: Mobile WiMax USB Adapter ; Type: US211**

Communication System: Wimax\_2.6GHz 10M ; Frequency: 2685 MHz ; Duty Cycle: 1:3.19 ;

Modulation type: QPSK

Medium: MSL2600 Medium parameters used:  $f = 2685$  MHz;  $\sigma = 2.24$  mho/m;  $\epsilon_r = 52.9$ ;  $\rho = 1000$  kg/m<sup>3</sup>

Phantom section: Flat Section ; Separation distance : 5 mm (The right edge side of the EUT to the Phantom)

DASY4 Configuration:

- Probe: EX3DV3 - SN3504 ; ConvF(7.33, 7.33, 7.33) ; Calibrated: 2009/1/21
- Sensor-Surface: 3mm (Mechanical Surface Detection)
- Electronics: DAE3 Sn579 ; Calibrated: 2009/7/17
- Phantom: SAM 12 ; Type: SAM V4.0 ; Serial: TP 1202
- Measurement SW: DASY4, V4.7 Build 80 ; Postprocessing SW: SEMCAD, V1.8 Build 186

**High Channel 736/Area Scan (5x8x1):** Measurement grid: dx=15mm, dy=15mm

Maximum value of SAR (measured) = 0.252 mW/g

**High Channel 736/Zoom Scan (7x7x7) (7x7x7)/Cube 0:** Measurement grid: dx=5mm, dy=5mm, dz=5mm

Reference Value = 10.8 V/m; Power Drift = -0.074 dB

Peak SAR (extrapolated) = 0.481 W/kg

**SAR(1 g) = 0.232 mW/g; SAR(10 g) = 0.148 mW/g**

Maximum value of SAR (measured) = 0.277 mW/g

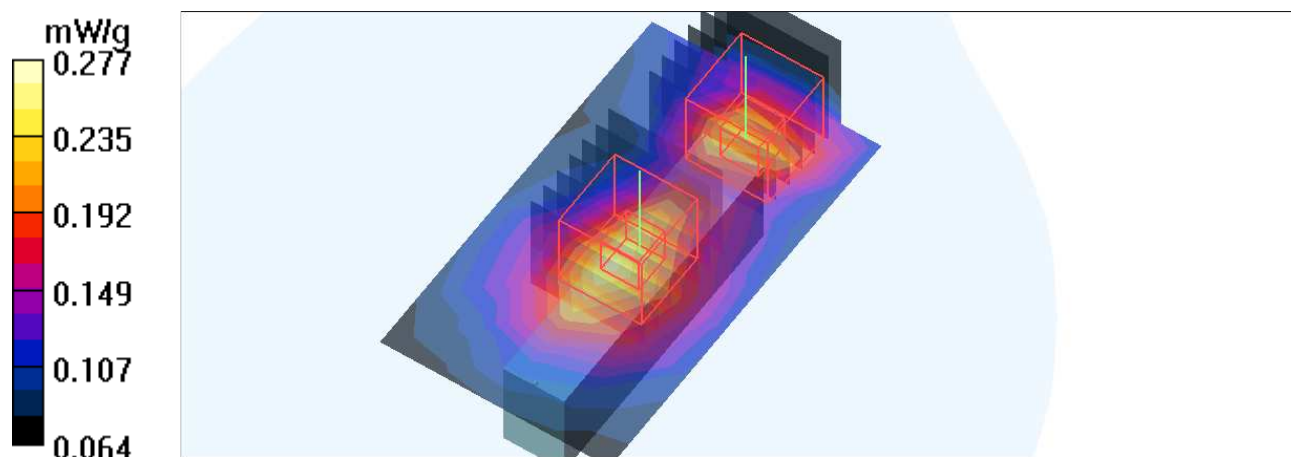
**High Channel 736/Zoom Scan (7x7x7) (7x7x7)/Cube 1:** Measurement grid: dx=5mm, dy=5mm, dz=5mm

Reference Value = 10.8 V/m; Power Drift = -0.074 dB

Peak SAR (extrapolated) = 0.384 W/kg

**SAR(1 g) = 0.200 mW/g; SAR(10 g) = 0.126 mW/g**

Maximum value of SAR (measured) = 0.241 mW/g





Test Laboratory: Bureau Veritas ADT

**M16-10M-16Q1/2-Ch396****DUT: Mobile WiMax USB Adapter ; Type: US211**

Communication System: Wimax\_2.6GHz 10M ; Frequency: 2600 MHz ; Duty Cycle: 1:3.19 ;

Modulation type: 16QAM

Medium: MSL2600 Medium parameters used:  $f = 2600$  MHz;  $\sigma = 2.21$  mho/m;  $\epsilon_r = 53.3$ ;  $\rho = 1000$  kg/m<sup>3</sup>

Phantom section: Flat Section ; Separation distance : 5 mm (The right edge side of the EUT to the Phantom)

DASY4 Configuration:

- Probe: EX3DV3 - SN3504 ; ConvF(7.33, 7.33, 7.33) ; Calibrated: 2009/1/21
- Sensor-Surface: 3mm (Mechanical Surface Detection)
- Electronics: DAE3 Sn579 ; Calibrated: 2009/7/17
- Phantom: SAM 12 ; Type: SAM V4.0 ; Serial: TP 1202
- Measurement SW: DASY4, V4.7 Build 80 ; Postprocessing SW: SEMCAD, V1.8 Build 186

**Mid Channel 396/Area Scan (5x8x1):** Measurement grid: dx=15mm, dy=15mm

Maximum value of SAR (measured) = 0.276 mW/g

**Mid Channel 396/Zoom Scan (7x7x7) (7x7x7)/Cube 0:** Measurement grid: dx=5mm, dy=5mm, dz=5mm

Reference Value = 11.5 V/m; Power Drift = -0.132 dB

Peak SAR (extrapolated) = 0.505 W/kg

**SAR(1 g) = 0.236 mW/g; SAR(10 g) = 0.125 mW/g**

Maximum value of SAR (measured) = 0.299 mW/g

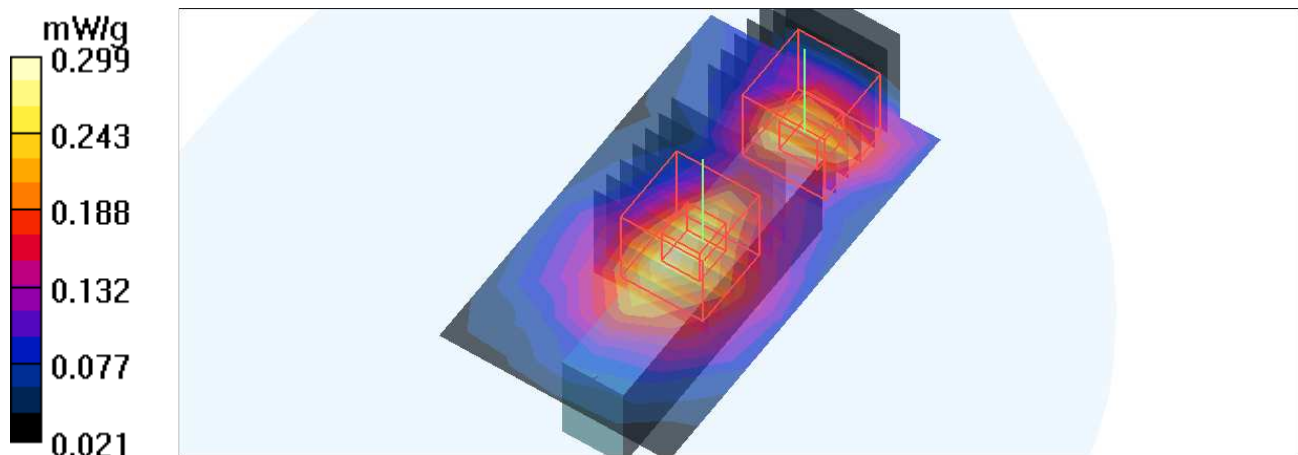
**Mid Channel 396/Zoom Scan (7x7x7) (7x7x7)/Cube 1:** Measurement grid: dx=5mm, dy=5mm, dz=5mm

Reference Value = 11.5 V/m; Power Drift = -0.132 dB

Peak SAR (extrapolated) = 0.472 W/kg

**SAR(1 g) = 0.226 mW/g; SAR(10 g) = 0.113 mW/g**

Maximum value of SAR (measured) = 0.288 mW/g



Test Laboratory: Bureau Veritas ADT

## M17-10M-QPSK1\_2-Ch16

### DUT: Mobile WiMax USB Adapter ; Type: US211

Communication System: Wimax\_2.6GHz 10M ; Frequency: 2505 MHz ; Duty Cycle: 1:3.19 ;

Modulation type: QPSK

Medium: MSL2600 Medium parameters used:  $f = 2505$  MHz;  $\sigma = 2.07$  mho/m;  $\epsilon_r = 53.6$ ;  $\rho = 1000$  kg/m<sup>3</sup>

Phantom section: Flat Section ; Separation distance : 5 mm (The left edge side of the EUT to the Phantom)

DASY4 Configuration:

- Probe: EX3DV3 - SN3504 ; ConvF(7.33, 7.33, 7.33) ; Calibrated: 2009/1/21
- Sensor-Surface: 3mm (Mechanical Surface Detection)
- Electronics: DAE3 Sn579 ; Calibrated: 2009/7/17
- Phantom: SAM 12 ; Type: SAM V4.0 ; Serial: TP 1202
- Measurement SW: DASY4, V4.7 Build 80 ; Postprocessing SW: SEMCAD, V1.8 Build 186

**Low Channel 16/Area Scan (5x8x1):** Measurement grid: dx=15mm, dy=15mm

Maximum value of SAR (measured) = 0.523 mW/g

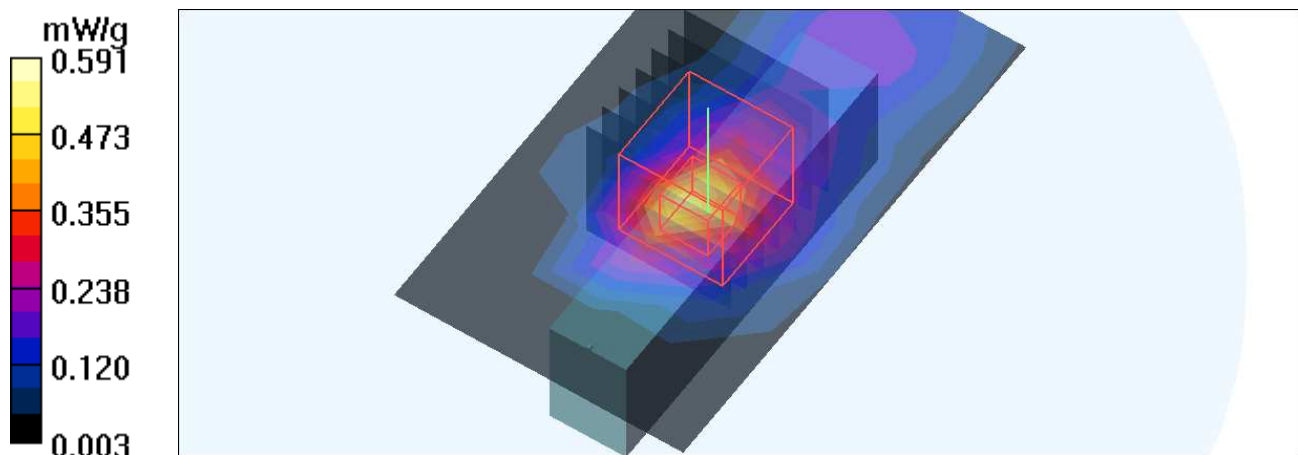
**Low Channel 16/Zoom Scan (7x7x7) (7x7x7)/Cube 0:** Measurement grid: dx=5mm, dy=5mm, dz=5mm

Reference Value = 16.2 V/m; Power Drift = -0.039 dB

Peak SAR (extrapolated) = 0.968 W/kg

**SAR(1 g) = 0.450 mW/g; SAR(10 g) = 0.204 mW/g**

Maximum value of SAR (measured) = 0.591 mW/g



Test Laboratory: Bureau Veritas ADT

**M17-10M-QPSK1\_2-Ch396****DUT: Mobile WiMax USB Adapter ; Type: US211**

Communication System: FCC Wimax ; Frequency: 2600 MHz ; Duty Cycle: 1:3.19 ; Modulation type: QPSK

Medium: MSL2600 Medium parameters used:  $f = 2600$  MHz;  $\sigma = 2.23$  mho/m;  $\epsilon_r = 51.4$ ;  $\rho = 1000$  kg/m<sup>3</sup>

Phantom section: Flat Section ; Separation distance : 5 mm (The left edge side of the EUT to the Phantom)

DASY4 Configuration:

- Probe: EX3DV3 - SN3504 ; ConvF(7.33, 7.33, 7.33) ; Calibrated: 2009/1/21
- Sensor-Surface: 3mm (Mechanical Surface Detection)
- Electronics: DAE3 Sn510 ; Calibrated: 2009/1/21
- Phantom: SAM 12 ; Type: SAM V4.0 ; Serial: TP 1202
- Measurement SW: DASY4, V4.7 Build 80 ; Postprocessing SW: SEMCAD, V1.8 Build 186

**Mid Channel 396/Area Scan (5x8x1):** Measurement grid: dx=15mm, dy=15mm

Maximum value of SAR (measured) = 0.845 mW/g

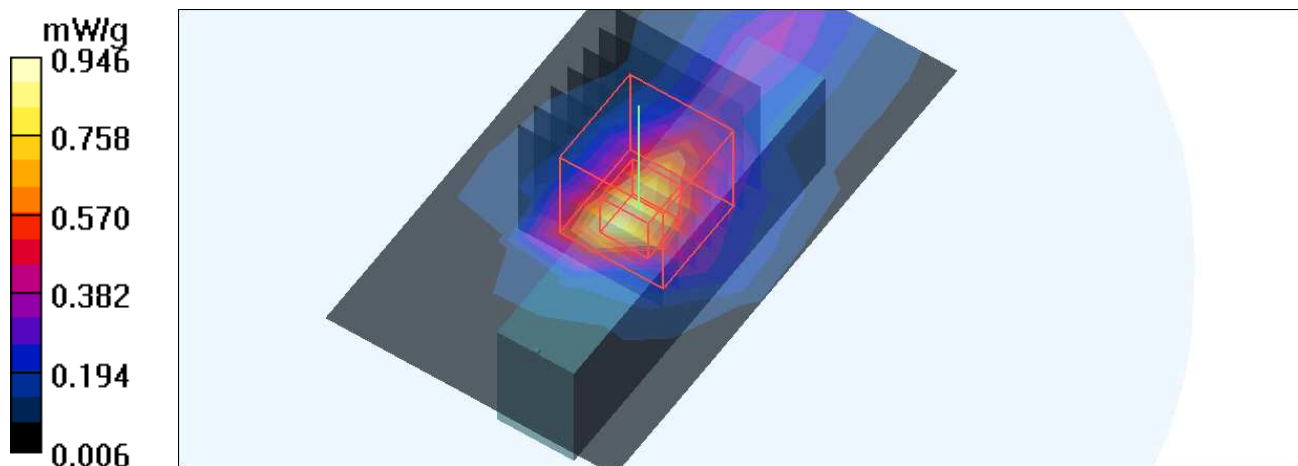
**Mid Channel 396/Zoom Scan (7x7x7) (7x7x7)/Cube 0:** Measurement grid: dx=5mm, dy=5mm, dz=5mm

Reference Value = 18.7 V/m; Power Drift = -0.103 dB

Peak SAR (extrapolated) = 1.47 W/kg

**SAR(1 g) = 0.731 mW/g; SAR(10 g) = 0.357 mW/g**

Maximum value of SAR (measured) = 0.946 mW/g



Test Laboratory: Bureau Veritas ADT

**M17-10M-QPSK1\_2-Ch736****DUT: Mobile WiMax USB Adapter ; Type: US211**

Communication System: FCC Wimax ; Frequency: 2685 MHz ; Duty Cycle: 1:3.19 ; Modulation type: QPSK

Medium: MSL2600 Medium parameters used:  $f = 2685$  MHz;  $\sigma = 2.25$  mho/m;  $\epsilon_r = 51$ ;  $\rho = 1000$  kg/m<sup>3</sup>

Phantom section: Flat Section ; Separation distance : 5 mm (The left edge side of the EUT to the Phantom)

DASY4 Configuration:

- Probe: EX3DV3 - SN3504 ; ConvF(7.33, 7.33, 7.33) ; Calibrated: 2009/1/21
- Sensor-Surface: 3mm (Mechanical Surface Detection)
- Electronics: DAE3 Sn510 ; Calibrated: 2009/1/21
- Phantom: SAM 12 ; Type: SAM V4.0 ; Serial: TP 1202
- Measurement SW: DASY4, V4.7 Build 80 ; Postprocessing SW: SEMCAD, V1.8 Build 186

**High Channel 736/Area Scan (5x8x1):** Measurement grid: dx=15mm, dy=15mm

Maximum value of SAR (measured) = 0.896 mW/g

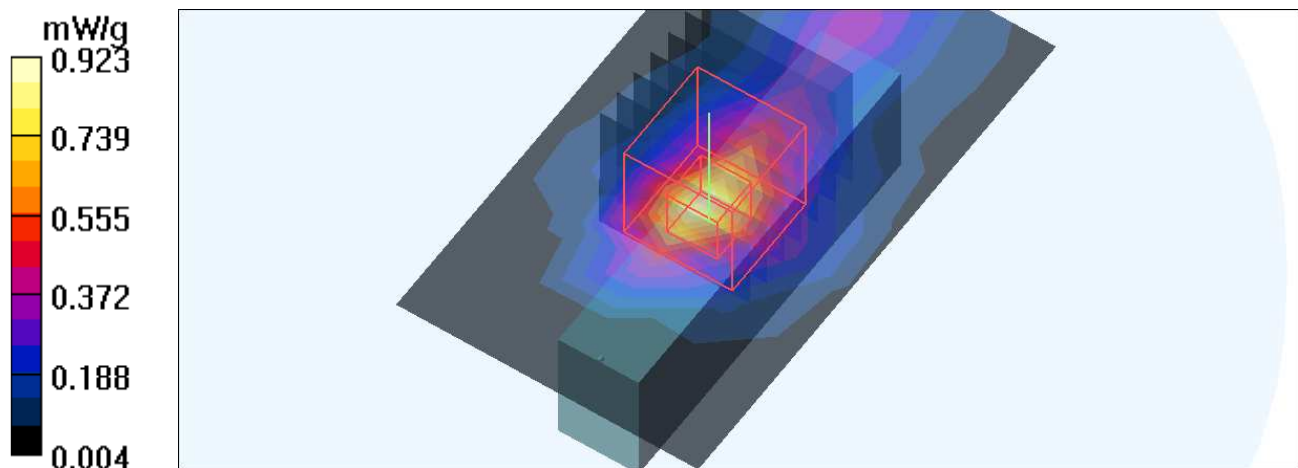
**High Channel 736/Zoom Scan (7x7x7) (7x7x7)/Cube 0:** Measurement grid: dx=5mm, dy=5mm, dz=5mm

Reference Value = 20.4 V/m; Power Drift = -0.155 dB

Peak SAR (extrapolated) = 1.52 W/kg

**SAR(1 g) = 0.698 mW/g; SAR(10 g) = 0.309 mW/g**

Maximum value of SAR (measured) = 0.923 mW/g



Test Laboratory: Bureau Veritas ADT

**M18-10M-16Q1\_2-Ch16****DUT: Mobile WiMax USB Adapter ; Type: US211**

Communication System: Wimax\_2.6GHz 10M ; Frequency: 2505 MHz ; Duty Cycle: 1:3.19 ;

Modulation type: 16QAM

Medium: MSL2600 Medium parameters used:  $f = 2505$  MHz;  $\sigma = 2.07$  mho/m;  $\epsilon_r = 53.6$ ;  $\rho = 1000$  kg/m<sup>3</sup>

Phantom section: Flat Section ; Separation distance : 5 mm (The left edge side of the EUT to the Phantom)

DASY4 Configuration:

- Probe: EX3DV3 - SN3504 ; ConvF(7.33, 7.33, 7.33) ; Calibrated: 2009/1/21
- Sensor-Surface: 3mm (Mechanical Surface Detection)
- Electronics: DAE3 Sn579 ; Calibrated: 2009/7/17
- Phantom: SAM 12 ; Type: SAM V4.0 ; Serial: TP 1202
- Measurement SW: DASY4, V4.7 Build 80 ; Postprocessing SW: SEMCAD, V1.8 Build 186

**Low Channel 16/Area Scan (5x8x1):** Measurement grid: dx=15mm, dy=15mm

Maximum value of SAR (measured) = 0.552 mW/g

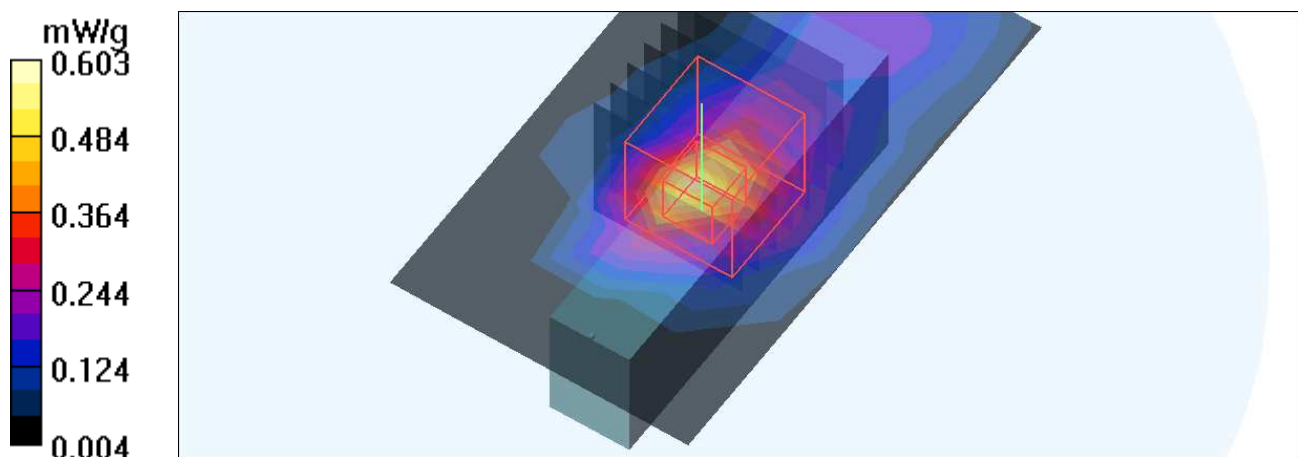
**Low Channel 16/Zoom Scan (7x7x7) (7x7x7)/Cube 0:** Measurement grid: dx=5mm, dy=5mm, dz=5mm

Reference Value = 16.6 V/m; Power Drift = -0.102 dB

Peak SAR (extrapolated) = 0.999 W/kg

**SAR(1 g) = 0.464 mW/g; SAR(10 g) = 0.211 mW/g**

Maximum value of SAR (measured) = 0.603 mW/g



Test Laboratory: Bureau Veritas ADT

**M18-10M-16Q1\_2-Ch396****DUT: Mobile WiMax USB Adapter ; Type: US211**

Communication System: FCC Wimax ; Frequency: 2600 MHz ; Duty Cycle: 1:3.19 ; Modulation type: 16QAM

Medium: MSL2600 Medium parameters used:  $f = 2600$  MHz;  $\sigma = 2.23$  mho/m;  $\epsilon_r = 51.4$ ;  $\rho = 1000$  kg/m<sup>3</sup>

Phantom section: Flat Section ; Separation distance : 5 mm (The left edge side of the EUT to the Phantom)

DASY4 Configuration:

- Probe: EX3DV3 - SN3504 ; ConvF(7.33, 7.33, 7.33) ; Calibrated: 2009/1/21
- Sensor-Surface: 3mm (Mechanical Surface Detection)
- Electronics: DAE3 Sn510 ; Calibrated: 2009/1/21
- Phantom: SAM 12 ; Type: SAM V4.0 ; Serial: TP 1202
- Measurement SW: DASY4, V4.7 Build 80 ; Postprocessing SW: SEMCAD, V1.8 Build 186

**Mid Channel 396/Area Scan (5x8x1):** Measurement grid: dx=15mm, dy=15mm

Maximum value of SAR (measured) = 0.870 mW/g

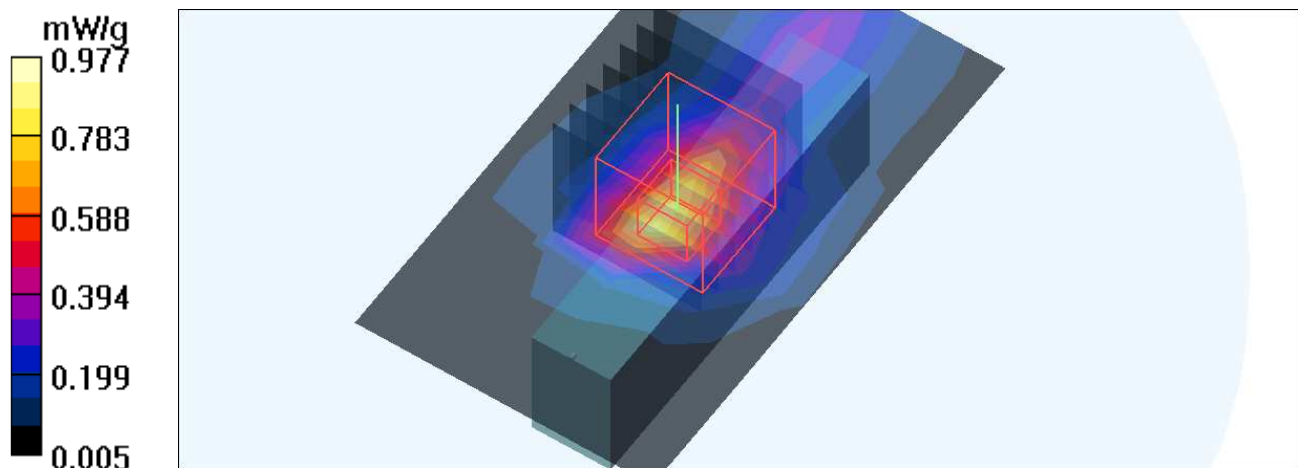
**Mid Channel 396/Zoom Scan (7x7x7) (7x7x7)/Cube 0:** Measurement grid: dx=5mm, dy=5mm, dz=5mm

Reference Value = 20.5 V/m; Power Drift = -0.084 dB

Peak SAR (extrapolated) = 1.59 W/kg

**SAR(1 g) = 0.731 mW/g; SAR(10 g) = 0.322 mW/g**

Maximum value of SAR (measured) = 0.977 mW/g



Test Laboratory: Bureau Veritas ADT

**M18-10M-16Q1\_2-Ch736****DUT: Mobile WiMax USB Adapter ; Type: US211**

Communication System: Wimax\_2.6GHz 10M ; Frequency: 2685 MHz ; Duty Cycle: 1:3.19 ;

Modulation type: 16QAM

Medium: MSL2600 Medium parameters used:  $f = 2685$  MHz;  $\sigma = 2.24$  mho/m;  $\epsilon_r = 52.9$ ;  $\rho = 1000$  kg/m<sup>3</sup>

Phantom section: Flat Section ; Separation distance : 5 mm (The left edge side of the EUT to the Phantom)

DASY4 Configuration:

- Probe: EX3DV3 - SN3504 ; ConvF(7.33, 7.33, 7.33) ; Calibrated: 2009/1/21

- Sensor-Surface: 3mm (Mechanical Surface Detection)

- Electronics: DAE3 Sn579 ; Calibrated: 2009/7/17

- Phantom: SAM 12 ; Type: SAM V4.0 ; Serial: TP 1202

- Measurement SW: DASY4, V4.7 Build 80 ; Postprocessing SW: SEMCAD, V1.8 Build 186

**High Channel 736/Area Scan (5x8x1):** Measurement grid: dx=15mm, dy=15mm

Maximum value of SAR (measured) = 0.631 mW/g

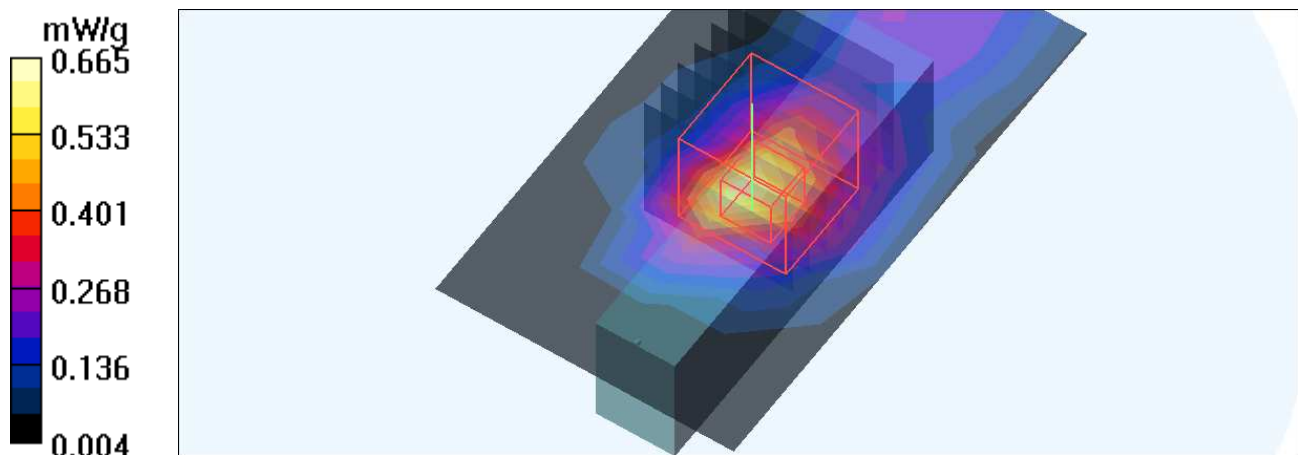
**High Channel 736/Zoom Scan (7x7x7) (7x7x7)/Cube 0:** Measurement grid: dx=5mm, dy=5mm, dz=5mm

Reference Value = 17.2 V/m; Power Drift = -0.093 dB

Peak SAR (extrapolated) = 1.14 W/kg

**SAR(1 g) = 0.507 mW/g; SAR(10 g) = 0.229 mW/g**

Maximum value of SAR (measured) = 0.665 mW/g





Test Laboratory: Bureau Veritas ADT

**M19-10M-QPSK1\_2-Ch406****DUT: Mobile WiMax USB Adapter ; Type: US211**

Communication System: FCC Wimax ; Frequency: 2600 MHz ; Duty Cycle: 1:3.19 ; Modulation type: QPSK

Medium: MSL2600 Medium parameters used:  $f = 2600$  MHz;  $\sigma = 2.22$  mho/m;  $\epsilon_r = 52$ ;  $\rho = 1000$  kg/m<sup>3</sup>  
Phantom section: Flat Section ; Separation distance : 5 mm (The tip side of the EUT to the Phantom)

DASY4 Configuration:

- Probe: EX3DV3 - SN3504 ; ConvF(7.33, 7.33, 7.33) ; Calibrated: 2009/1/21
- Sensor-Surface: 3mm (Mechanical Surface Detection)
- Electronics: DAE3 Sn579 ; Calibrated: 2009/7/17
- Phantom: SAM 12 ; Type: SAM V4.0 ; Serial: TP 1202
- Measurement SW: DASY4, V4.7 Build 80 ; Postprocessing SW: SEMCAD, V1.8 Build 186

**Mid Channel 406/Area Scan (5x5x1):** Measurement grid: dx=15mm, dy=15mm

Maximum value of SAR (measured) = 0.228 mW/g

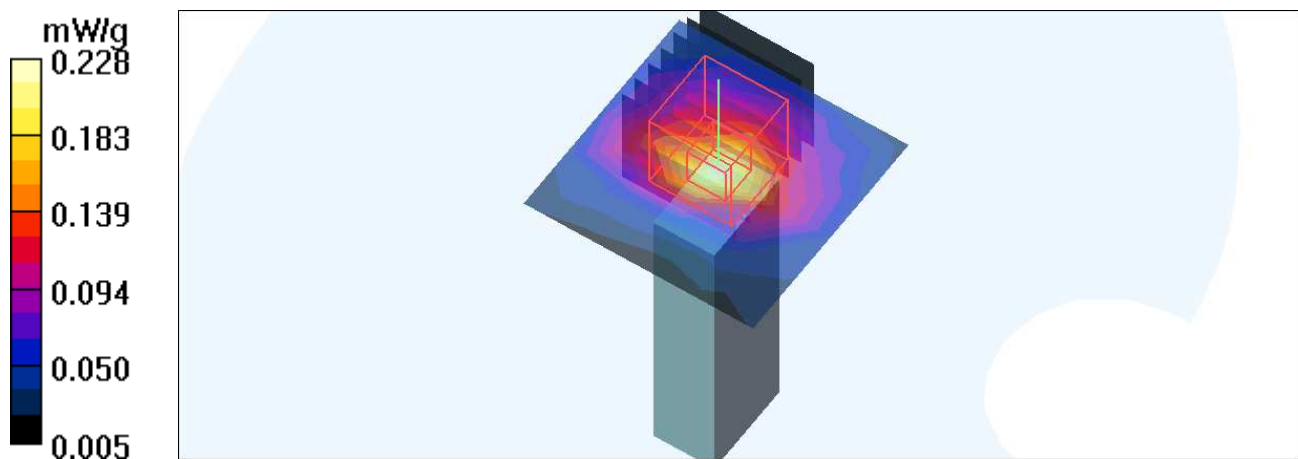
**Mid Channel 406/Zoom Scan (7x7x7) (7x7x7)/Cube 0:** Measurement grid: dx=5mm, dy=5mm, dz=5mm

Reference Value = 10.3 V/m; Power Drift = -0.089 dB

Peak SAR (extrapolated) = 0.356 W/kg

SAR(1 g) = **0.174 mW/g**; SAR(10 g) = **0.085 mW/g**

Maximum value of SAR (measured) = 0.226 mW/g



Test Laboratory: Bureau Veritas ADT

**M19-PUSC-10M-QPSK1/2-Ch736****DUT: Mobile WiMax USB Adapter ; Type: US211**

Communication System: Wimax\_2.6GHz 10M ; Frequency: 2685 MHz ; Duty Cycle: 1:3.24 ;

Modulation type: QPSK

Medium: MSL2600 Medium parameters used:  $f = 2685$  MHz;  $\sigma = 2.25$  mho/m;  $\epsilon_r = 51$ ;  $\rho = 1000$  kg/m<sup>3</sup>

Phantom section: Flat Section ; Separation distance : 5 mm (The tip side of the EUT to the Phantom)

DASY4 Configuration:

- Probe: EX3DV3 - SN3504 ; ConvF(7.33, 7.33, 7.33) ; Calibrated: 2009/1/21
- Sensor-Surface: 3mm (Mechanical Surface Detection)
- Electronics: DAE3 Sn579 ; Calibrated: 2009/7/17
- Phantom: SAM 12 ; Type: SAM V4.0 ; Serial: TP 1202
- Measurement SW: DASY4, V4.7 Build 80 ; Postprocessing SW: SEMCAD, V1.8 Build 186

**High Channel 736/Area Scan (5x5x1):** Measurement grid: dx=15mm, dy=15mm

Maximum value of SAR (measured) = 0.093 mW/g

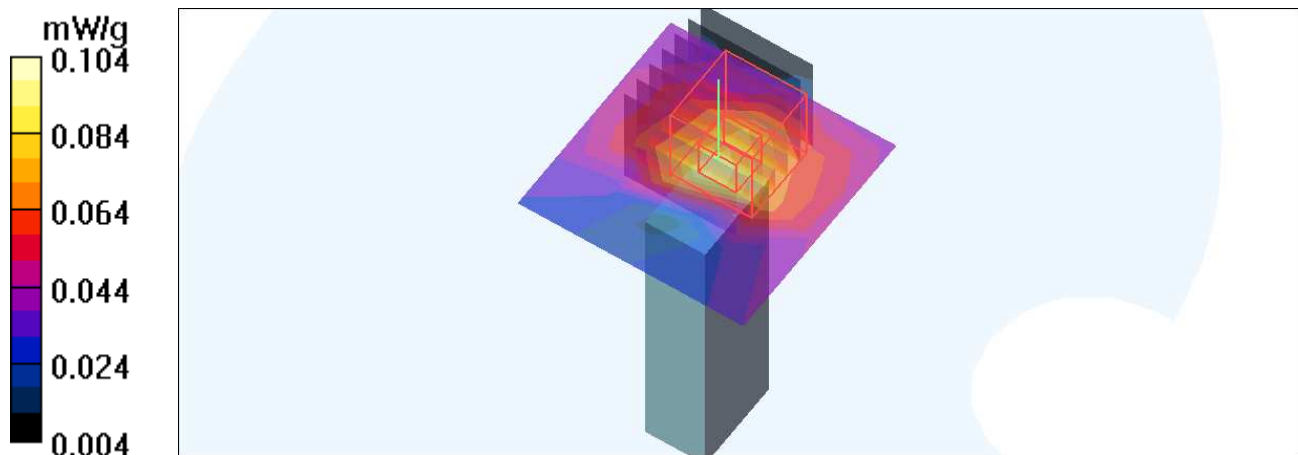
**High Channel 736/Zoom Scan (7x7x7) (7x7x7)/Cube 0:** Measurement grid: dx=5mm, dy=5mm, dz=5mm

Reference Value = 6.58 V/m; Power Drift = -0.187 dB

Peak SAR (extrapolated) = 0.173 W/kg

SAR(1 g) = **0.082 mW/g**; SAR(10 g) = 0.043 mW/g

Maximum value of SAR (measured) = 0.104 mW/g



D /Time: 2009/11/27 08:18:41

Test Laboratory: Bureau Veritas ADT

## M20-10M-16Q1\_2-Ch406

### DUT: Mobile WiMax USB Adapter ; Type: US211

Communication System: FCC Wimax ; Frequency: 2600 MHz ; Duty Cycle: 1:3.19 ; Modulation type: 16QAM

Medium: MSL2600 Medium parameters used:  $f = 2600$  MHz;  $\sigma = 2.22$  mho/m;  $\epsilon_r = 52$ ;  $\rho = 1000$  kg/m<sup>3</sup>  
Phantom section: Flat Section ; Separation distance : 5 mm (The tip side of the EUT to the Phantom)

DASY4 Configuration:

- Probe: EX3DV3 - SN3504 ; ConvF(7.33, 7.33, 7.33) ; Calibrated: 2009/1/21
- Sensor-Surface: 3mm (Mechanical Surface Detection)
- Electronics: DAE3 Sn579 ; Calibrated: 2009/7/17
- Phantom: SAM 12 ; Type: SAM V4.0 ; Serial: TP 1202
- Measurement SW: DASY4, V4.7 Build 80 ; Postprocessing SW: SEMCAD, V1.8 Build 186

**Mid Channel 406/Area Scan (5x5x1):** Measurement grid: dx=15mm, dy=15mm

Maximum value of SAR (measured) = 0.230 mW/g

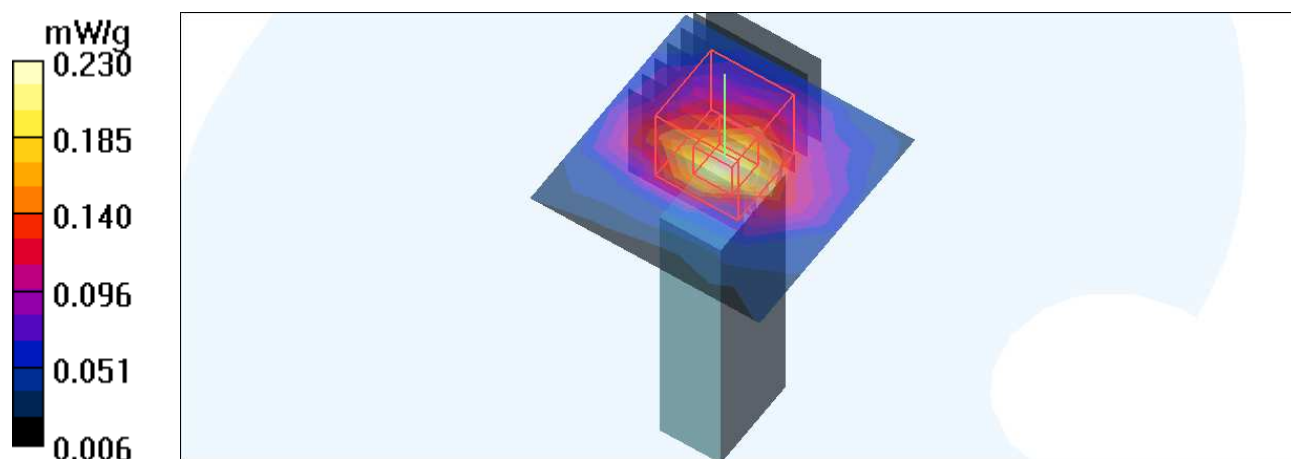
**Mid Channel 406/Zoom Scan (7x7x7) (7x7x7)/Cube 0:** Measurement grid: dx=5mm, dy=5mm, dz=5mm

Reference Value = 10.5 V/m; Power Drift = -0.119 dB

Peak SAR (extrapolated) = 0.353 W/kg

SAR(1 g) = **0.175 mW/g**; SAR(10 g) = 0.085 mW/g

Maximum value of SAR (measured) = 0.224 mW/g



Date/Time: 2010/1/14 18:17:43

Test Laboratory: Bureau Veritas ADT

## COMPARE WITH 5mm V.S 2.5mm grid for Zoom scan

### 5M-QPSK1\_2-Ch406 ( 5 mm grid for Zoom scan )

**DUT: Mobile WiMax USB Adapter ; Type: US211**

Communication System: Wimax\_2.6GHz 5M ; Frequency: 2600 MHz ; Duty Cycle: 1:3.19 ; Modulation type: QPSK

Medium: MSL2600 Medium parameters used:  $f = 2600$  MHz;  $\sigma = 2.19$  mho/m;  $\epsilon_r = 53.1$ ;  $\rho = 1000$  kg/m<sup>3</sup>

Phantom section: Flat Section ; Separation distance : 5 mm (The back side of the EUT to the Phantom)

DASY4 Configuration:

- Probe: EX3DV3 - SN3504 ; ConvF(7.33, 7.33, 7.33) ; Calibrated: 2009/1/21
- Sensor-Surface: 3mm (Mechanical Surface Detection)
- Electronics: DAE3 Sn579 ; Calibrated: 2009/7/17
- Phantom: SAM 12 ; Type: SAM V4.0 ; Serial: TP 1202
- Measurement SW: DASY4, V4.7 Build 80 ; Postprocessing SW: SEMCAD, V1.8 Build 186

**Mid Channel 406/Area Scan (13x22x1):** Measurement grid: dx=5mm, dy=5mm

Maximum value of SAR (measured) = 1.07 mW/g

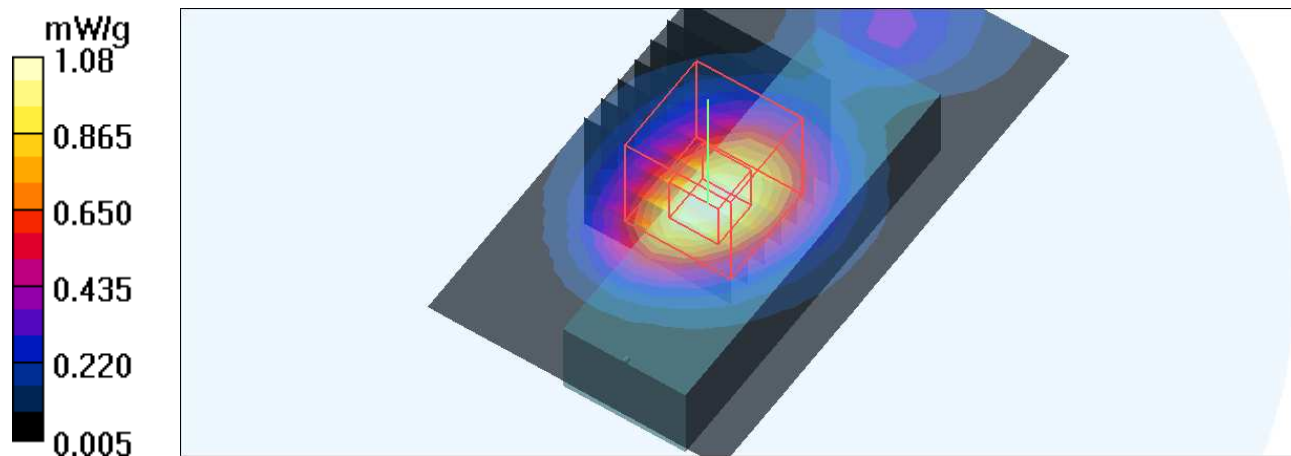
**Mid Channel 406/Zoom Scan (7x7x7)/Cube 0:** Measurement grid: dx=5mm, dy=5mm, dz=5mm

Reference Value = 21.6 V/m; Power Drift = -0.003 dB

Peak SAR (extrapolated) = 1.74 W/kg

**SAR(1 g) = 0.856 mW/g; SAR(10 g) = 0.441 mW/g**

Maximum value of SAR (measured) = 1.08 mW/g



Test Laboratory: Bureau Veritas ADT

**5M-QPSK1\_2-Ch406 ( 2.5 mm grid for Zoom scan )****DUT: Mobile WiMax USB Adapter ; Type: US211**

Communication System: Wimax\_2.6GHz 5M ; Frequency: 2600 MHz ; Duty Cycle: 1:3.19 ; Modulation type: QPSK

Medium: MSL2600 Medium parameters used:  $f = 2600$  MHz;  $\sigma = 2.19$  mho/m;  $\epsilon_r = 53.1$ ;  $\rho = 1000$  kg/m<sup>3</sup>  
Phantom section: Flat Section ; Separation distance : 5 mm (The back side of the EUT to the Phantom)

DASY4 Configuration:

- Probe: EX3DV3 - SN3504 ; ConvF(7.33, 7.33, 7.33) ; Calibrated: 2009/1/21
- Sensor-Surface: 2mm (Mechanical Surface Detection)
- Electronics: DAE3 Sn579 ; Calibrated: 2009/7/17
- Phantom: SAM 12 ; Type: SAM V4.0 ; Serial: TP 1202
- Measurement SW: DASY4, V4.7 Build 80 ; Postprocessing SW: SEMCAD, V1.8 Build 186

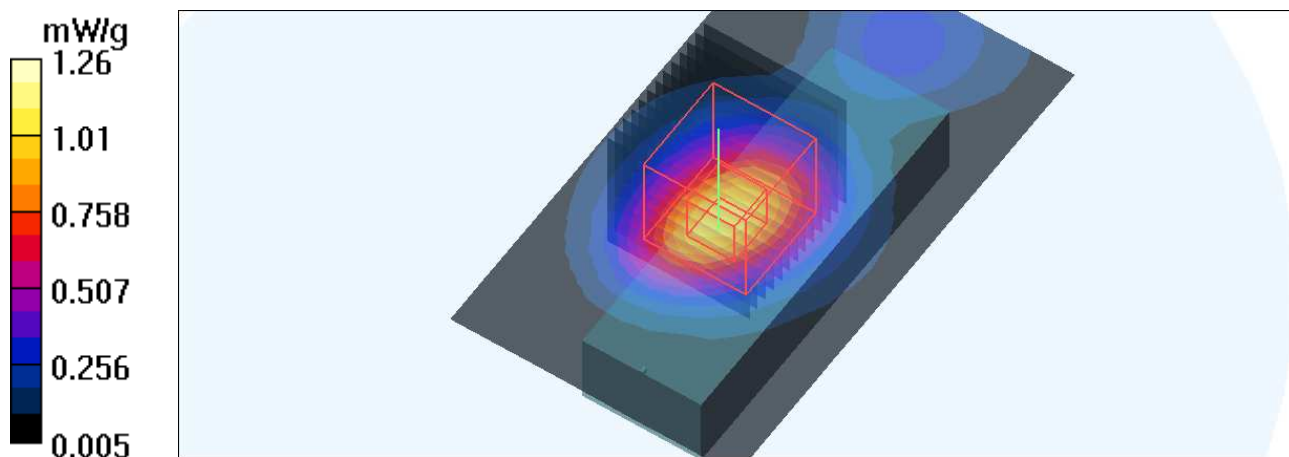
**Mid Channel 406/Area Scan (13x22x1):** Measurement grid: dx=5mm, dy=5mm  
Maximum value of SAR (measured) = 1.08 mW/g**Mid Channel 406/Zoom Scan (13x13x13)/Cube 0:** Measurement grid: dx=2.5mm, dy=2.5mm, dz=2.5mm

Reference Value = 21.5 V/m; Power Drift = -0.018 dB

Peak SAR (extrapolated) = 1.73 W/kg

**SAR(1 g) = 0.853 mW/g; SAR(10 g) = 0.441 mW/g**

Maximum value of SAR (measured) = 1.26 mW/g



Test Laboratory: Bureau Veritas ADT

## System Validation Check-MSL 2600MHz

**DUT: Dipole 2600 MHz ; Type: D2600V2 ; Serial: 1020 ; Test Frequency: 2600 MHz**

Communication System: CW ; Frequency: 2600 MHz; Duty Cycle: 1:1; Modulation type: CW  
 Medium: MSL2600; Medium parameters used:  $f = 2600$  MHz;  $\sigma = 2.23$  mho/m;  $\epsilon_r = 51.4$ ;  $\rho = 1000$  kg/m<sup>3</sup> ; Liquid level : 150 mm  
 Phantom section: Flat Section ; Separation distance : 10 mm (The feetpoint of the dipole to the Phantom) Air temp. : 22.5 degrees ; Liquid temp. : 21.7 degrees

DASY4 Configuration:

- Probe: EX3DV3 - SN3504 ; ConvF(7.33, 7.33, 7.33) ; Calibrated: 2009/1/21
- Sensor-Surface: 3mm (Mechanical Surface Detection)
- Electronics: DAE3 Sn510; Calibrated: 2009/1/21
- Phantom: SAM 12; Type: SAM V4.0; Serial: TP 1202
- Measurement SW: DASY4, V4.7 Build 80; Postprocessing SW: SEMCAD, V1.8 Build 186

**d=10mm, Pin=250mW/Area Scan (5x7x1):** Measurement grid: dx=15mm, dy=15mm  
 Maximum value of SAR (measured) = 18.7 mW/g

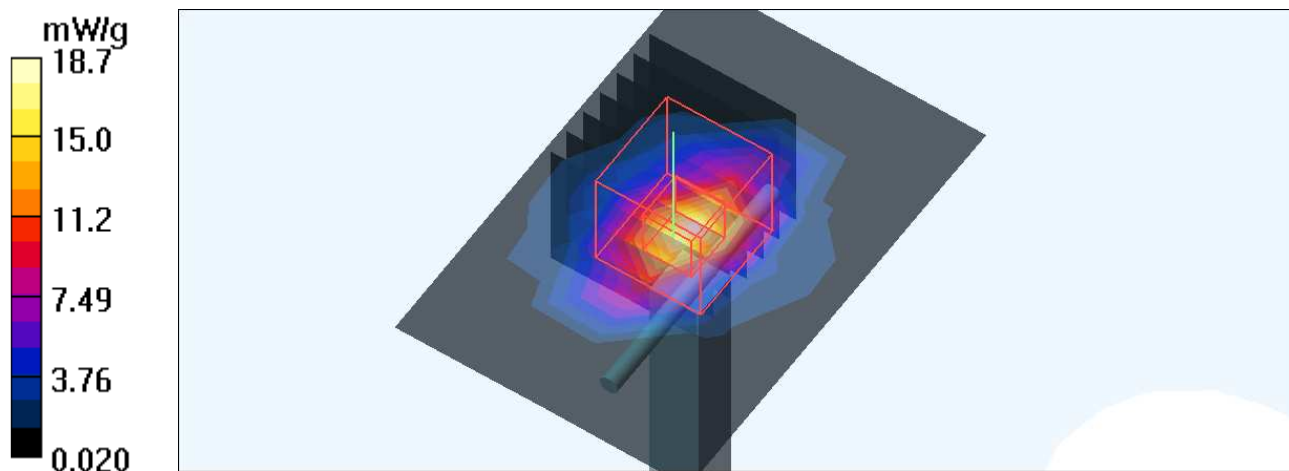
**d=10mm, Pin=250mW/Zoom Scan (7x7x7)/Cube 0:** Measurement grid: dx=5mm, dy=5mm, dz=5mm

Reference Value = 92.8 V/m; Power Drift = -0.038 dB

Peak SAR (extrapolated) = 29.4 W/kg

**SAR(1 g) = 13.7 mW/g; SAR(10 g) = 6.12 mW/g**

Maximum value of SAR (measured) = 18.3 mW/g



Date/Time: 2009/11/27 05:47:08

Test Laboratory: Bureau Veritas ADT

## System Validation Check-MSL 2600MHz

**DUT: Dipole 2600 MHz ; Type: D2600V2 ; Serial: 1020 ; Test Frequency: 2600 MHz**

Communication System: CW ; Frequency: 2600 MHz; Duty Cycle: 1:1; Modulation type: CW  
 Medium: MSL2600; Medium parameters used:  $f = 2600$  MHz;  $\sigma = 2.22$  mho/m;  $\epsilon_r = 52$ ;  $\rho = 1000$  kg/m<sup>3</sup> ;  
 Liquid level : 150 mm  
 Phantom section: Flat Section ; Separation distance : 10 mm (The feetpoint of the dipole to the Phantom)  
 Air temp. : 23.2 degrees ; Liquid temp. : 22.4 degrees

DASY4 Configuration:

- Probe: EX3DV3 - SN3504 ; ConvF(7.33, 7.33, 7.33) ; Calibrated: 2009/1/21
- Sensor-Surface: 3mm (Mechanical Surface Detection)
- Electronics: DAE3 Sn579 ; Calibrated: 2009/7/17
- Phantom: SAM 12; Type: SAM V4.0; Serial: TP 1202
- Measurement SW: DASY4, V4.7 Build 80; Postprocessing SW: SEMCAD, V1.8 Build 186

**d=10mm, Pin=250mW/Area Scan (5x7x1):** Measurement grid: dx=15mm, dy=15mm  
 Maximum value of SAR (measured) = 18.7 mW/g

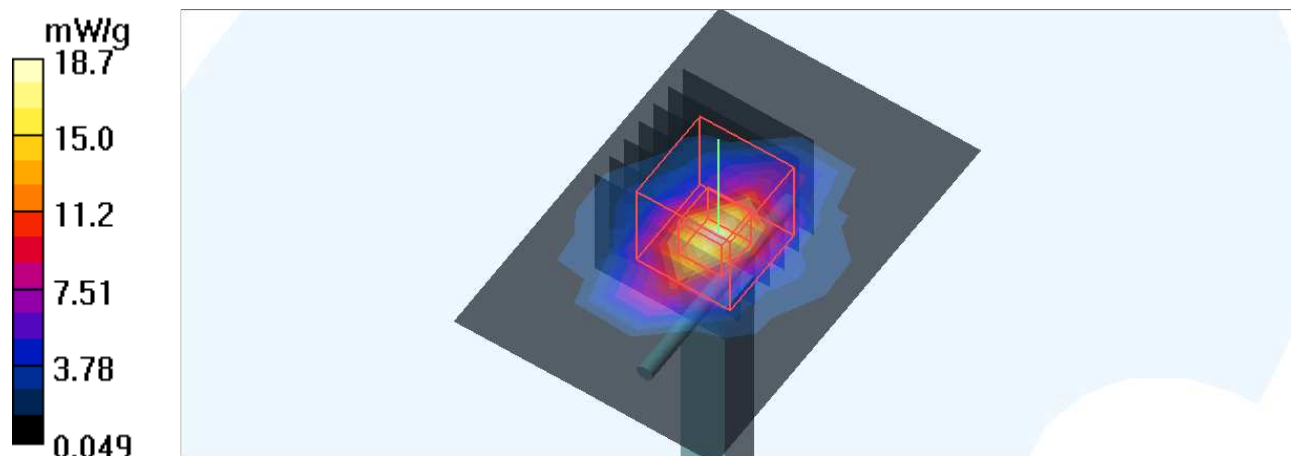
**d=10mm, Pin=250mW/Zoom Scan (7x7x7)/Cube 0:** Measurement grid: dx=5mm, dy=5mm, dz=5mm

Reference Value = 92.3 V/m; Power Drift = -0.082 dB

Peak SAR (extrapolated) = 31.1 W/kg

**SAR(1 g) = 13.8 mW/g; SAR(10 g) = 6.17 mW/g**

Maximum value of SAR (measured) = 18.4 mW/g





Date/Time: 2010/1/8 00:53:50

Test Laboratory: Bureau Veritas ADT

## System Validation Check-MSL 2600MHz

**DUT: Dipole 2600 MHz ; Type: D2600V2 ; Serial: 1020 ; Test Frequency: 2600 MHz**

Communication System: CW ; Frequency: 2600 MHz; Duty Cycle: 1:1; Modulation type: CW  
 Medium: MSL2600; Medium parameters used:  $f = 2600$  MHz;  $\sigma = 2.21$  mho/m;  $\epsilon_r = 53.3$ ;  $\rho = 1000$  kg/m<sup>3</sup> ; Liquid level : 152 mm  
 Phantom section: Flat Section ; Separation distance : 10 mm (The feetpoint of the dipole to the Phantom) Air temp. : 22.8 degrees ; Liquid temp. : 21.6 degrees

DASY4 Configuration:

- Probe: EX3DV3 - SN3504 ; ConvF(7.33, 7.33, 7.33) ; Calibrated: 2009/1/21
- Sensor-Surface: 3mm (Mechanical Surface Detection)
- Electronics: DAE3 Sn579 ; Calibrated: 2009/7/17
- Phantom: SAM 12; Type: SAM V4.0; Serial: TP 1202
- Measurement SW: DASY4, V4.7 Build 80; Postprocessing SW: SEMCAD, V1.8 Build 186

**d=10mm, Pin=250mW/Area Scan (5x7x1):** Measurement grid: dx=15mm, dy=15mm  
 Maximum value of SAR (measured) = 18.4 mW/g

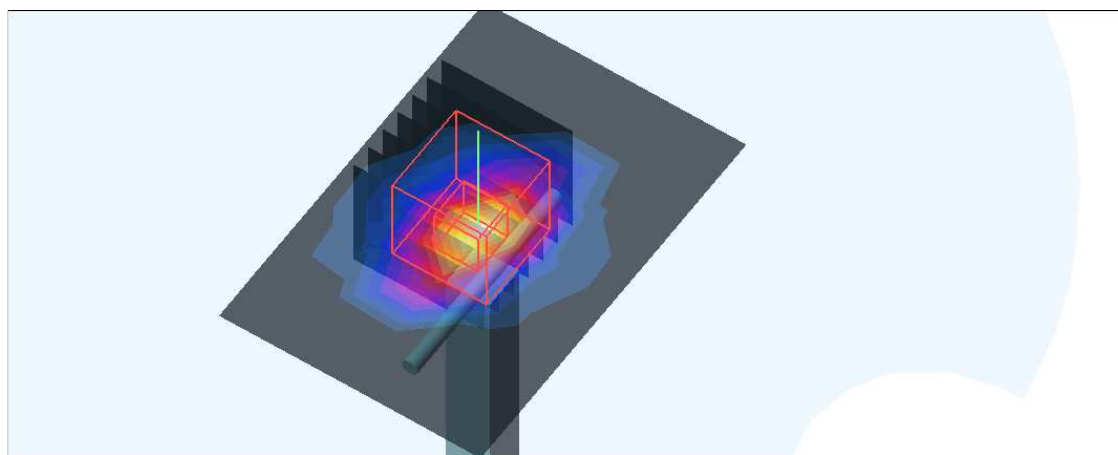
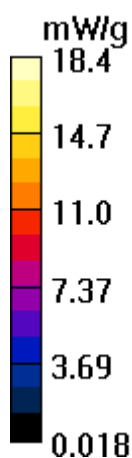
**d=10mm, Pin=250mW/Zoom Scan (7x7x7)/Cube 0:** Measurement grid: dx=5mm, dy=5mm, dz=5mm

Reference Value = 91.5 V/m; Power Drift = -0.078 dB

Peak SAR (extrapolated) = 31.2 W/kg

**SAR(1 g) = 13.5 mW/g; SAR(10 g) = 6.03 mW/g**

Maximum value of SAR (measured) = 18.1 mW/g



Test Laboratory: Bureau Veritas ADT

## System Validation Check-MSL 2600MHz

**DUT: Dipole 2600 MHz ; Type: D2600V2 ; Serial: 1003 ; Test Frequency: 2600 MHz**

Communication System: CW ; Frequency: 2600 MHz; Duty Cycle: 1:1; Modulation type: CW  
 Medium: MSL2600; Medium parameters used:  $f = 2600$  MHz;  $\sigma = 2.19$  mho/m;  $\epsilon_r = 53.1$ ;  $\rho = 1000$  kg/m<sup>3</sup> ; Liquid level : 150 mm  
 Phantom section: Flat Section ; Separation distance : 10 mm (The feetpoint of the dipole to the Phantom) Air temp. : 22.2 degrees ; Liquid temp. : 21.0 degrees

DASY4 Configuration:

- Probe: EX3DV3 - SN3504 ; ConvF(7.33, 7.33, 7.33) ; Calibrated: 2009/1/21
- Sensor-Surface: 3mm (Mechanical Surface Detection)
- Electronics: DAE3 Sn579; Calibrated: 2009/7/17
- Phantom: SAM 12; Type: SAM V4.0; Serial: TP 1202
- Measurement SW: DASY4, V4.7 Build 80; Postprocessing SW: SEMCAD, V1.8 Build 186

**d=10mm, Pin=250mW/Area Scan (5x7x1):** Measurement grid: dx=15mm, dy=15mm  
 Maximum value of SAR (measured) = 18.9 mW/g

**d=10mm, Pin=250mW/Zoom Scan (7x7x7)/Cube 0:** Measurement grid: dx=5mm, dy=5mm, dz=5mm

Reference Value = 93.5 V/m; Power Drift = -0.032 dB

Peak SAR (extrapolated) = 32.9 W/kg

**SAR(1 g) = 14 mW/g; SAR(10 g) = 6.22 mW/g**

Maximum value of SAR (measured) = 18.8 mW/g

