

APPENDIX A: TEST DATA

Liquid Level Photo

Tissue MSL2600MHz D=151mm



Tissue MSL2600MHz D=155mm



Test Laboratory: Bureau Veritas ADT

M01-5M QPSK1_2-Ch26

DUT: WiMAX 802.16e Wave 2 PC Card ; Type: PC200

Communication System: FCC Wimax ; Frequency: 2505 MHz ; Duty Cycle: 1:4.05 ; Modulation type: QPSK

Medium: MSL2600 Medium parameters used: $f = 2505$ MHz; $\sigma = 2.08$ mho/m; $\epsilon_r = 53.6$; $\rho = 1000$ kg/m³

Phantom section: Flat Section ; Separation distance : 10 mm (The bottom side of the EUT to the Phantom)

DASY4 Configuration:

- Probe: EX3DV3 - SN3506 ; ConvF(8.34, 8.34, 8.34) ; Calibrated: 2008/12/18
- Sensor-Surface: 3mm (Mechanical Surface Detection)
- Electronics: DAE3 Sn579 ; Calibrated: 2008/3/13
- Phantom: SAM 12 ; Type: SAM V4.0 ; Serial: TP 1202
- Measurement SW: DASY4, V4.7 Build 53 ; Postprocessing SW: SEMCAD, V1.8 Build 172

Low Channel 26/Area Scan (5x13x1): Measurement grid: dx=15mm, dy=15mm

Maximum value of SAR (measured) = 0.513 mW/g

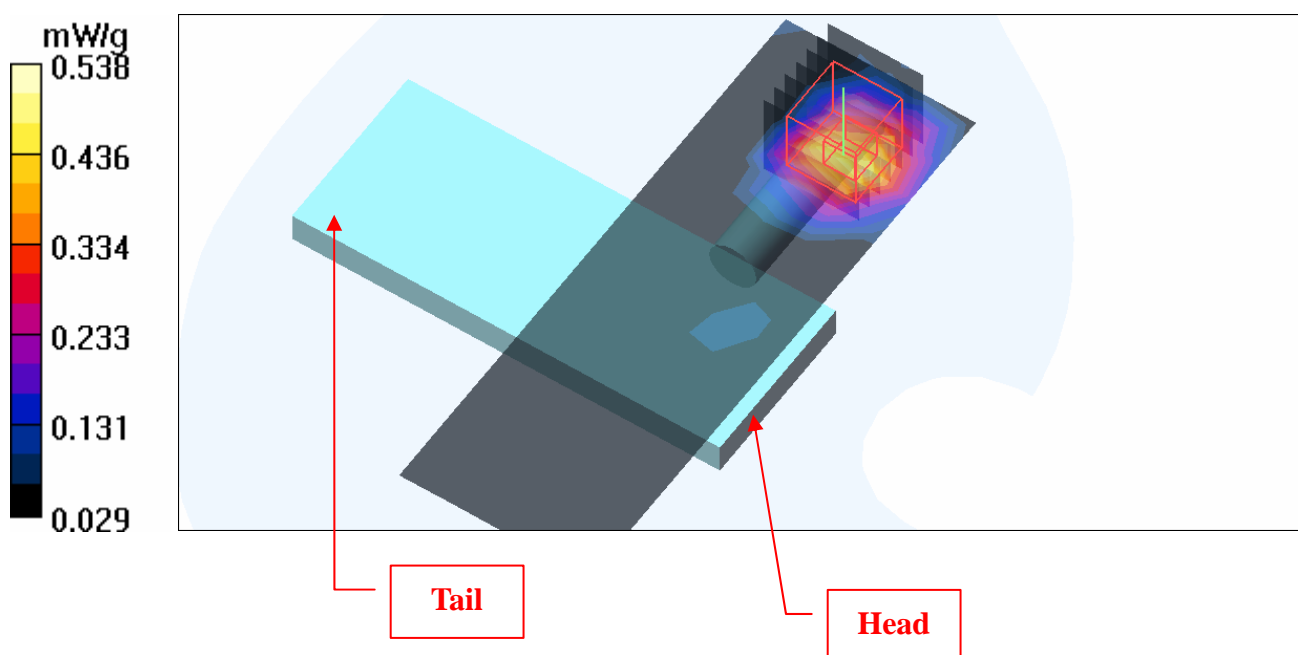
Low Channel 26/Zoom Scan (7x7x7) (7x7x7)/Cube 0: Measurement grid: dx=5mm, dy=5mm, dz=5mm

Reference Value = 15.3 V/m

Peak SAR (extrapolated) = 0.821 W/kg

SAR(1 g) = 0.496 mW/g; SAR(10 g) = 0.251 mW/g

Maximum value of SAR (measured) = 0.538 mW/g



Test Laboratory: Bureau Veritas ADT

M01-5M QPSK1_2-Ch406

DUT: WiMAX 802.16e Wave 2 PC Card ; Type: PC200

Communication System: FCC Wimax ; Frequency: 2600 MHz ; Duty Cycle: 1:4.05 ; Modulation type: QPSK

Medium: MSL2600 Medium parameters used: $f = 2600$ MHz; $\sigma = 2.17$ mho/m; $\epsilon_r = 53.3$; $\rho = 1000$ kg/m³

Phantom section: Flat Section ; Separation distance : 10 mm (The bottom side of the EUT to the Phantom)

DASY4 Configuration:

- Probe: EX3DV3 - SN3506 ; ConvF(8.34, 8.34, 8.34) ; Calibrated: 2008/12/18
- Sensor-Surface: 3mm (Mechanical Surface Detection)
- Electronics: DAE3 Sn579 ; Calibrated: 2008/3/13
- Phantom: SAM 12 ; Type: SAM V4.0 ; Serial: TP 1202
- Measurement SW: DASY4, V4.7 Build 53 ; Postprocessing SW: SEMCAD, V1.8 Build 172

Mid Channel 406/Area Scan (5x13x1): Measurement grid: dx=15mm, dy=15mm

Maximum value of SAR (measured) = 0.484 mW/g

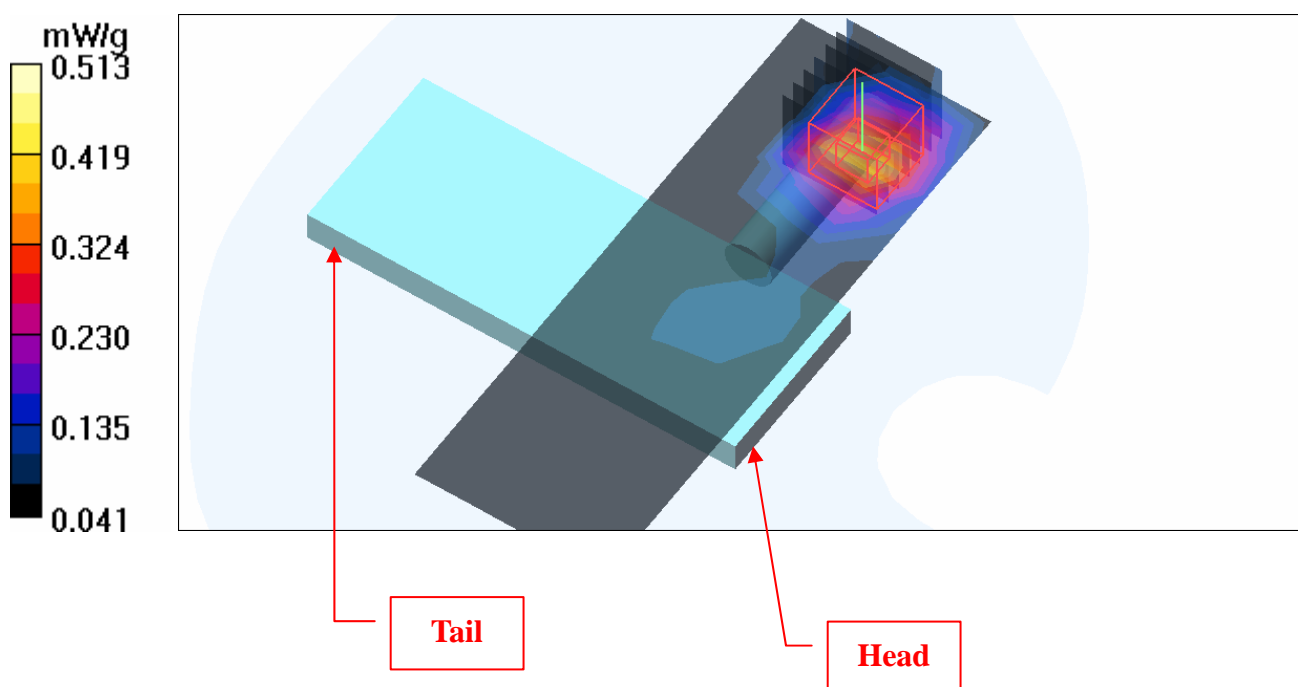
Mid Channel 406/Zoom Scan (7x7x7) (7x7x7)/Cube 0: Measurement grid: dx=5mm, dy=5mm, dz=5mm

Reference Value = 13.5 V/m

Peak SAR (extrapolated) = 0.791 W/kg

SAR(1 g) = **0.461 mW/g**; SAR(10 g) = 0.232 mW/g

Maximum value of SAR (measured) = 0.513 mW/g



Test Laboratory: Bureau Veritas ADT

M01-5M QPSK1_2-Ch746

DUT: WiMAX 802.16e Wave 2 PC Card ; Type: PC200

Communication System: FCC Wimax ; Frequency: 2685 MHz ; Duty Cycle: 1:4.05 ; Modulation type: QPSK

Medium: MSL2600 Medium parameters used: $f = 2685$ MHz; $\sigma = 2.26$ mho/m; $\epsilon_r = 53$; $\rho = 1000$ kg/m³

Phantom section: Flat Section ; Separation distance : 10 mm (The bottom side of the EUT to the Phantom)

DASY4 Configuration:

- Probe: EX3DV3 - SN3506 ; ConvF(8.34, 8.34, 8.34) ; Calibrated: 2008/12/18
- Sensor-Surface: 3mm (Mechanical Surface Detection)
- Electronics: DAE3 Sn579 ; Calibrated: 2008/3/13
- Phantom: SAM 12 ; Type: SAM V4.0 ; Serial: TP 1202
- Measurement SW: DASY4, V4.7 Build 53 ; Postprocessing SW: SEMCAD, V1.8 Build 172

High Channel 746/Area Scan (5x13x1): Measurement grid: dx=15mm, dy=15mm

Maximum value of SAR (measured) = 0.414 mW/g

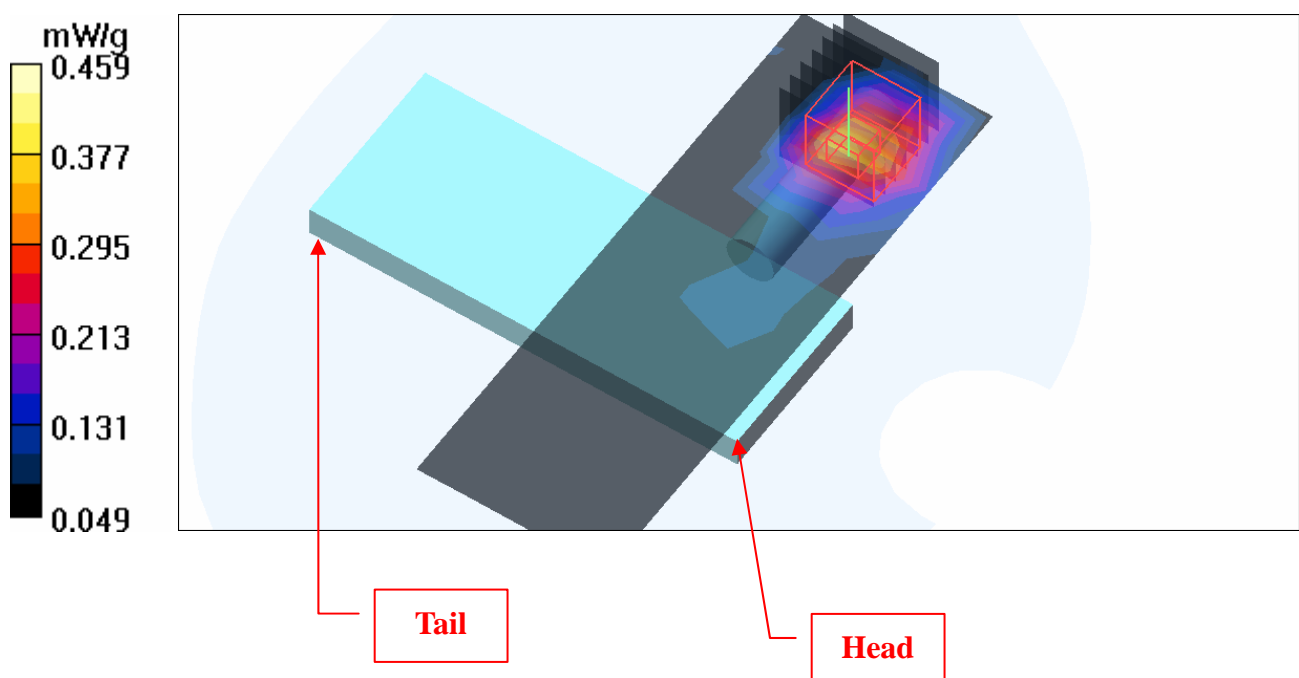
High Channel 746/Zoom Scan (7x7x7) (7x7x7)/Cube 0: Measurement grid: dx=5mm, dy=5mm, dz=5mm

Reference Value = 11.3 V/m

Peak SAR (extrapolated) = 0.618 W/kg

SAR(1 g) = 0.359 mW/g; SAR(10 g) = 0.194 mW/g

Maximum value of SAR (measured) = 0.459 mW/g



Test Laboratory: Bureau Veritas ADT

M02-5M QPSK3_4-Ch26**DUT: WiMAX 802.16e Wave 2 PC Card ; Type: PC200**

Communication System: FCC Wimax ; Frequency: 2505 MHz ; Duty Cycle: 1:4.05 ; Modulation type: QPSK

Medium: MSL2600 Medium parameters used: $f = 2505$ MHz; $\sigma = 2.08$ mho/m; $\epsilon_r = 53.6$; $\rho = 1000$ kg/m³

Phantom section: Flat Section ; Separation distance : 10 mm (The bottom side of the EUT to the Phantom)

DASY4 Configuration:

- Probe: EX3DV3 - SN3506 ; ConvF(8.34, 8.34, 8.34) ; Calibrated: 2008/12/18
- Sensor-Surface: 3mm (Mechanical Surface Detection)
- Electronics: DAE3 Sn579 ; Calibrated: 2008/3/13
- Phantom: SAM 12 ; Type: SAM V4.0 ; Serial: TP 1202
- Measurement SW: DASY4, V4.7 Build 53 ; Postprocessing SW: SEMCAD, V1.8 Build 172

Low Channel 26/Area Scan (5x13x1): Measurement grid: $dx=15$ mm, $dy=15$ mm

Maximum value of SAR (measured) = 0.502 mW/g

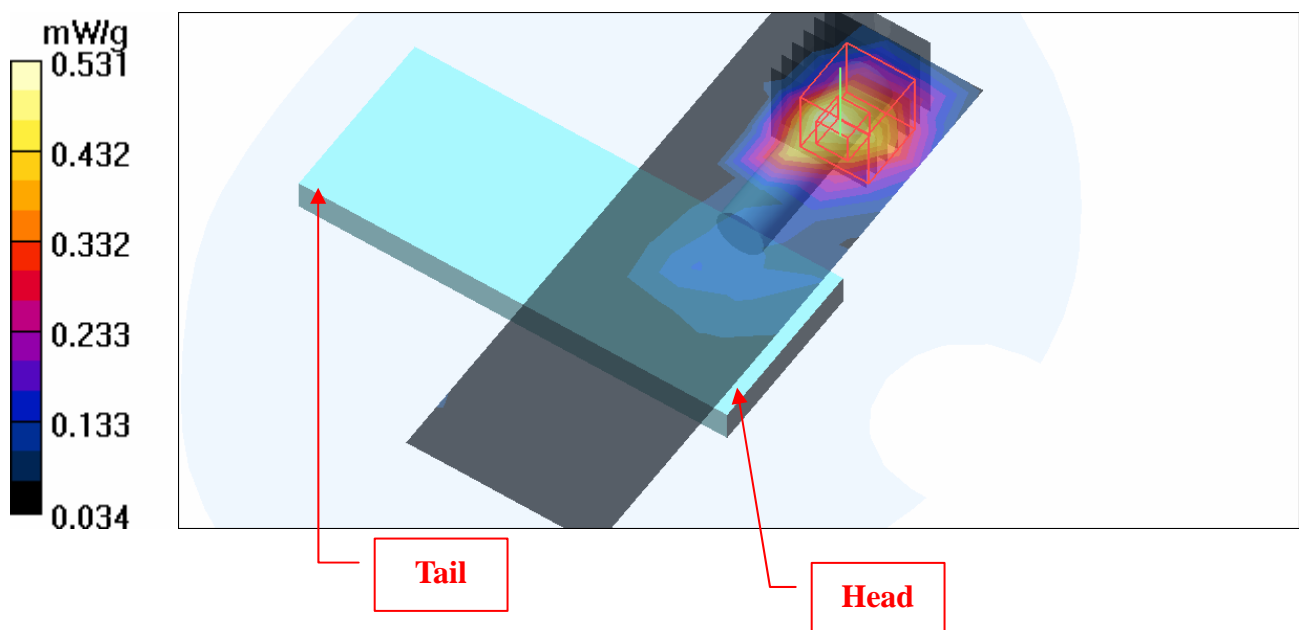
Low Channel 26/Zoom Scan (7x7x7) (7x7x7)/Cube 0: Measurement grid: $dx=5$ mm, $dy=5$ mm, $dz=5$ mm

Reference Value = 15.2 V/m

Peak SAR (extrapolated) = 0.808 W/kg

SAR(1 g) = 0.493 mW/g; SAR(10 g) = 0.257 mW/g

Maximum value of SAR (measured) = 0.531 mW/g



Test Laboratory: Bureau Veritas ADT

M02-5M QPSK3_4-Ch406

DUT: WiMAX 802.16e Wave 2 PC Card ; Type: PC200

Communication System: FCC Wimax ; Frequency: 2600 MHz ; Duty Cycle: 1:4.05 ; Modulation type: QPSK

Medium: MSL2600 Medium parameters used: $f = 2600$ MHz; $\sigma = 2.17$ mho/m; $\epsilon_r = 53.3$; $\rho = 1000$ kg/m³

Phantom section: Flat Section ; Separation distance : 10 mm (The bottom side of the EUT to the Phantom)

DASY4 Configuration:

- Probe: EX3DV3 - SN3506 ; ConvF(8.34, 8.34, 8.34) ; Calibrated: 2008/12/18
- Sensor-Surface: 3mm (Mechanical Surface Detection)
- Electronics: DAE3 Sn579 ; Calibrated: 2008/3/13
- Phantom: SAM 12 ; Type: SAM V4.0 ; Serial: TP 1202
- Measurement SW: DASY4, V4.7 Build 53 ; Postprocessing SW: SEMCAD, V1.8 Build 172

Mid Channel 406/Area Scan (5x13x1): Measurement grid: dx=15mm, dy=15mm

Maximum value of SAR (measured) = 0.471 mW/g

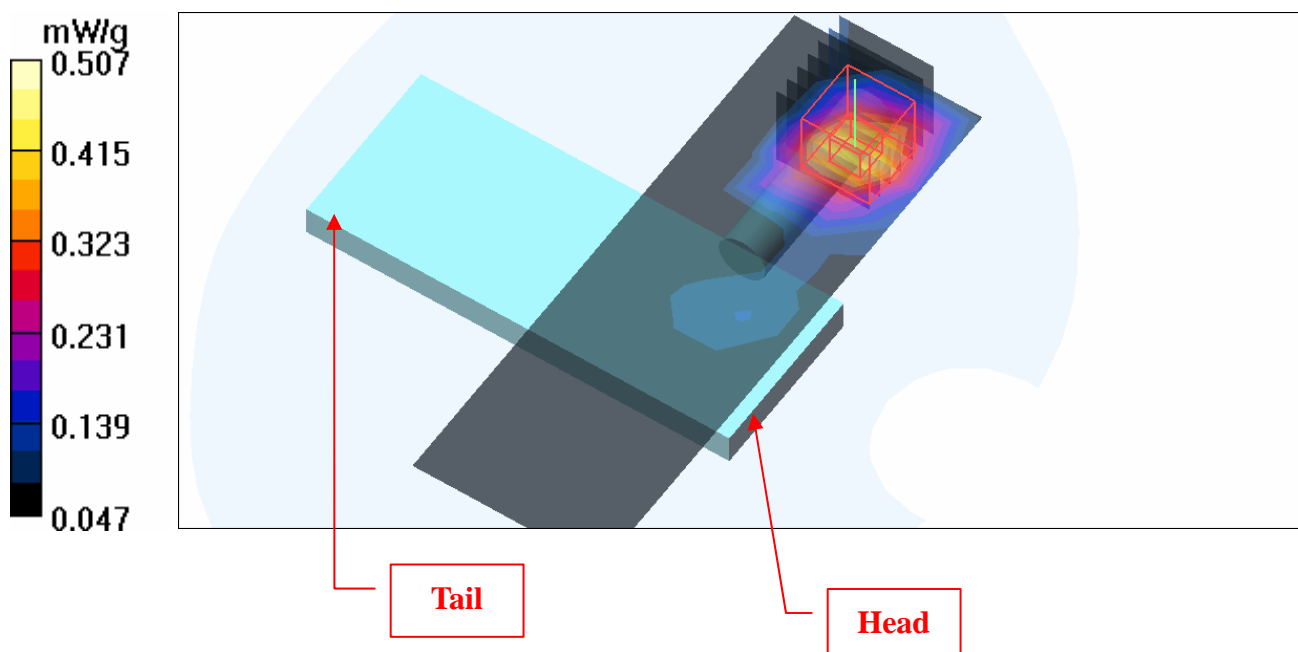
Mid Channel 406/Zoom Scan (7x7x7) (7x7x7)/Cube 0: Measurement grid: dx=5mm, dy=5mm, dz=5mm

Reference Value = 14.3 V/m

Peak SAR (extrapolated) = 0.661 W/kg

SAR(1 g) = **0.452 mW/g**; SAR(10 g) = 0.238 mW/g

Maximum value of SAR (measured) = 0.507 mW/g



Test Laboratory: Bureau Veritas ADT

M02-5M QPSK3_4-Ch746

DUT: WiMAX 802.16e Wave 2 PC Card ; Type: PC200

Communication System: FCC Wimax ; Frequency: 2685 MHz ; Duty Cycle: 1:4.05 ; Modulation type: QPSK

Medium: MSL2600 Medium parameters used: $f = 2685$ MHz; $\sigma = 2.26$ mho/m; $\epsilon_r = 53$; $\rho = 1000$ kg/m³

Phantom section: Flat Section ; Separation distance : 10 mm (The bottom side of the EUT to the Phantom)

DASY4 Configuration:

- Probe: EX3DV3 - SN3506 ; ConvF(8.34, 8.34, 8.34) ; Calibrated: 2008/12/18
- Sensor-Surface: 3mm (Mechanical Surface Detection)
- Electronics: DAE3 Sn579 ; Calibrated: 2008/3/13
- Phantom: SAM 12 ; Type: SAM V4.0 ; Serial: TP 1202
- Measurement SW: DASY4, V4.7 Build 53 ; Postprocessing SW: SEMCAD, V1.8 Build 172

High Channel 746/Area Scan (5x13x1): Measurement grid: dx=15mm, dy=15mm

Maximum value of SAR (measured) = 0.387 mW/g

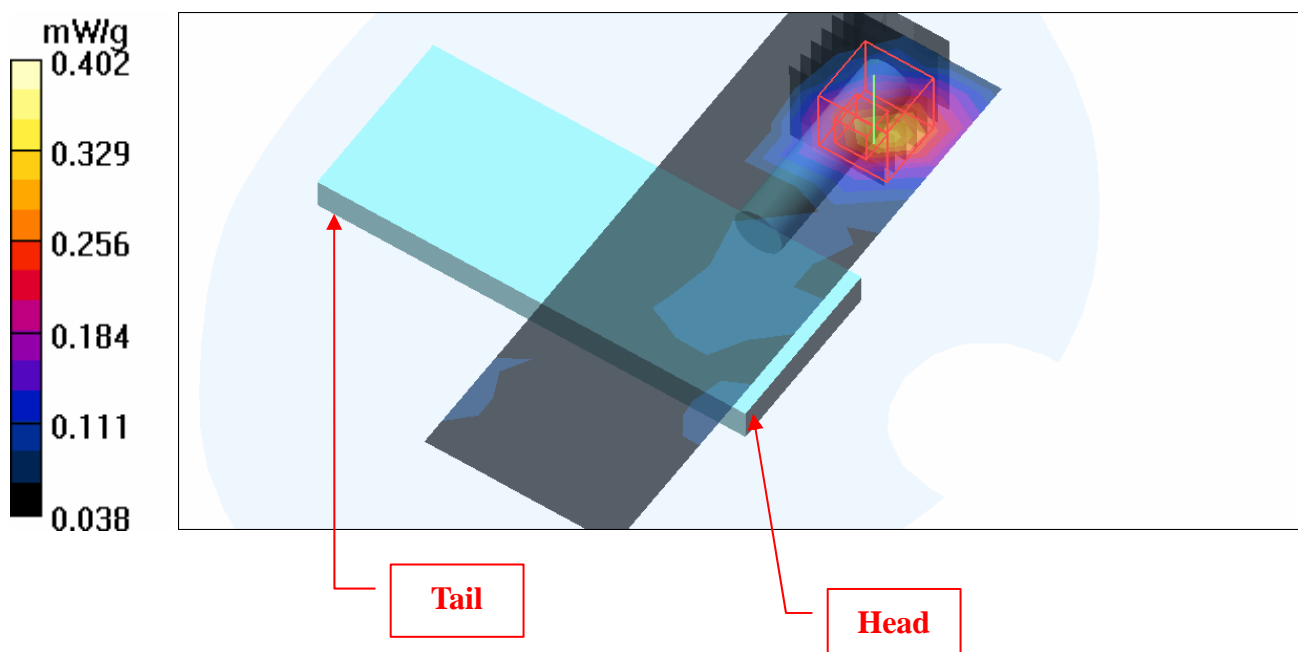
High Channel 746/Zoom Scan (7x7x7) (7x7x7)/Cube 0: Measurement grid: dx=5mm, dy=5mm, dz=5mm

Reference Value = 8.01 V/m

Peak SAR (extrapolated) = 0.478 W/kg

SAR(1 g) = **0.347 mW/g**; SAR(10 g) = 0.189 mW/g

Maximum value of SAR (measured) = 0.402 mW/g



Test Laboratory: Bureau Veritas ADT

M03-5M 16Q1_2- Ch26**DUT: WiMAX 802.16e Wave 2 PC Card ; Type: PC200**

Communication System: FCC Wimax ; Frequency: 2505 MHz ; Duty Cycle: 1:4.05 ; Modulation type: 16QAM

Medium: MSL2600 Medium parameters used: $f = 2505$ MHz; $\sigma = 2.08$ mho/m; $\epsilon_r = 53.6$; $\rho = 1000$ kg/m³
Phantom section: Flat Section ; Separation distance : 10 mm (The bottom side of the EUT to the Phantom)

DASY4 Configuration:

- Probe: EX3DV3 - SN3506 ; ConvF(8.34, 8.34, 8.34) ; Calibrated: 2008/12/18
- Sensor-Surface: 3mm (Mechanical Surface Detection)
- Electronics: DAE3 Sn579 ; Calibrated: 2008/3/13
- Phantom: SAM 12 ; Type: SAM V4.0 ; Serial: TP 1202
- Measurement SW: DASY4, V4.7 Build 53 ; Postprocessing SW: SEMCAD, V1.8 Build 172

Low Channel 26/Area Scan (5x13x1): Measurement grid: $dx=15$ mm, $dy=15$ mm

Maximum value of SAR (measured) = 0.572 mW/g

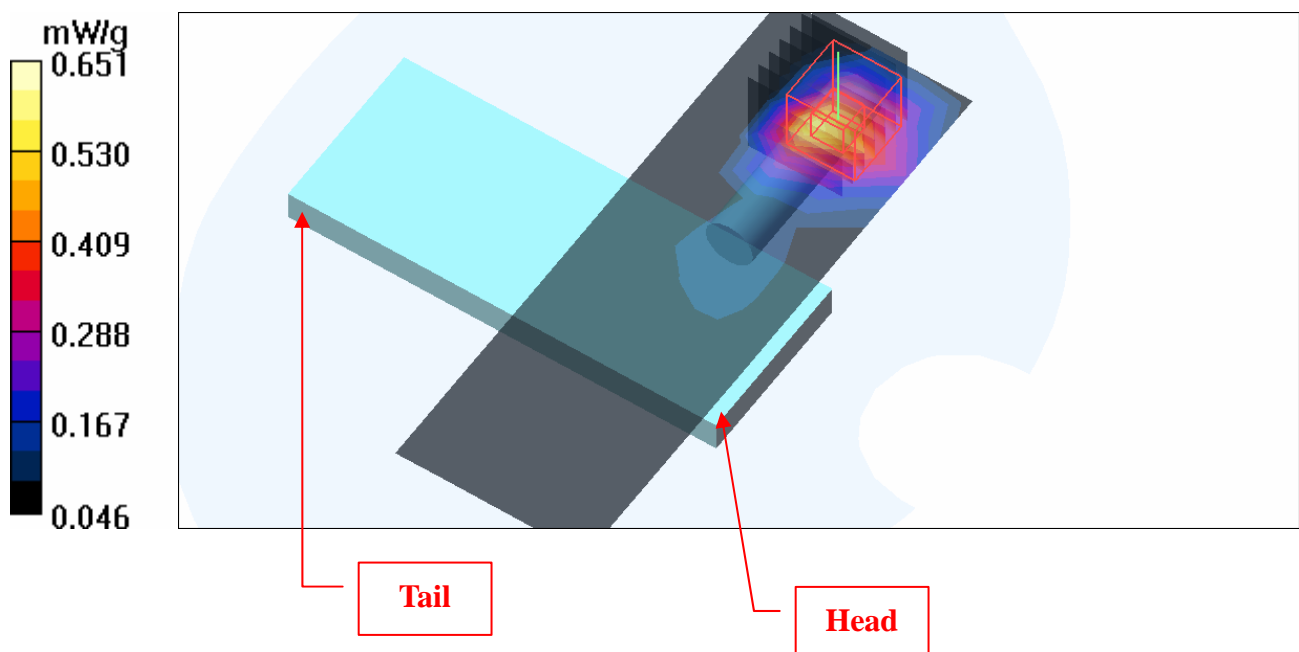
Low Channel 26/Zoom Scan (7x7x7) (7x7x7)/Cube 0: Measurement grid: $dx=5$ mm, $dy=5$ mm, $dz=5$ mm

Reference Value = 15.6 V/m

Peak SAR (extrapolated) = 0.818 W/kg

SAR(1 g) = **0.520** mW/g; SAR(10 g) = 0.272 mW/g

Maximum value of SAR (measured) = 0.651 mW/g



Test Laboratory: Bureau Veritas ADT

M03-5M 16Q1_2- Ch406**DUT: WiMAX 802.16e Wave 2 PC Card ; Type: PC200**

Communication System: FCC Wimax ; Frequency: 2600 MHz ; Duty Cycle: 1:4.05 ; Modulation type: 16QAM

Medium: MSL2600 Medium parameters used: $f = 2600$ MHz; $\sigma = 2.17$ mho/m; $\epsilon_r = 53.3$; $\rho = 1000$ kg/m³

Phantom section: Flat Section ; Separation distance : 10 mm (The bottom side of the EUT to the Phantom)

DASY4 Configuration:

- Probe: EX3DV3 - SN3506 ; ConvF(8.34, 8.34, 8.34) ; Calibrated: 2008/12/18
- Sensor-Surface: 3mm (Mechanical Surface Detection)
- Electronics: DAE3 Sn579 ; Calibrated: 2008/3/13
- Phantom: SAM 12 ; Type: SAM V4.0 ; Serial: TP 1202
- Measurement SW: DASY4, V4.7 Build 53 ; Postprocessing SW: SEMCAD, V1.8 Build 172

Mid Channel 406/Area Scan (5x13x1): Measurement grid: dx=15mm, dy=15mm

Maximum value of SAR (measured) = 0.507 mW/g

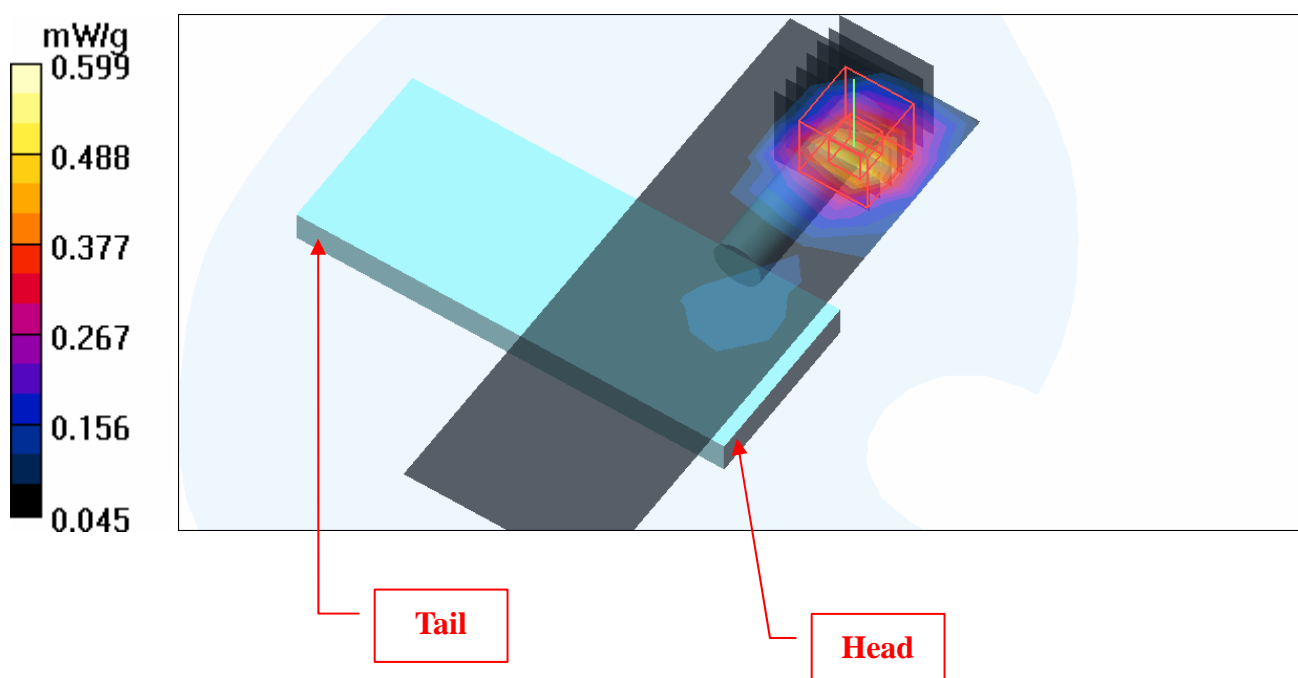
Mid Channel 406/Zoom Scan (7x7x7) (7x7x7)/Cube 0: Measurement grid: dx=5mm, dy=5mm, dz=5mm

Reference Value = 15.1 V/m

Peak SAR (extrapolated) = 0.702 W/kg

SAR(1 g) = **0.483 mW/g**; SAR(10 g) = 0.250 mW/g

Maximum value of SAR (measured) = 0.599 mW/g



Test Laboratory: Bureau Veritas ADT

M03-5M 16Q1_2- Ch746

DUT: WiMAX 802.16e Wave 2 PC Card ; Type: PC200

Communication System: FCC Wimax ; Frequency: 2685 MHz ; Duty Cycle: 1:4.05 ; Modulation type: 16QAM

Medium: MSL2600 Medium parameters used: $f = 2685$ MHz; $\sigma = 2.26$ mho/m; $\epsilon_r = 53$; $\rho = 1000$ kg/m³

Phantom section: Flat Section ; Separation distance : 10 mm (The bottom side of the EUT to the Phantom)

DASY4 Configuration:

- Probe: EX3DV3 - SN3506 ; ConvF(8.34, 8.34, 8.34) ; Calibrated: 2008/12/18
- Sensor-Surface: 3mm (Mechanical Surface Detection)
- Electronics: DAE3 Sn579 ; Calibrated: 2008/3/13
- Phantom: SAM 12 ; Type: SAM V4.0 ; Serial: TP 1202
- Measurement SW: DASY4, V4.7 Build 53 ; Postprocessing SW: SEMCAD, V1.8 Build 172

High Channel 746/Area Scan (5x13x1): Measurement grid: dx=15mm, dy=15mm

Maximum value of SAR (measured) = 0.383 mW/g

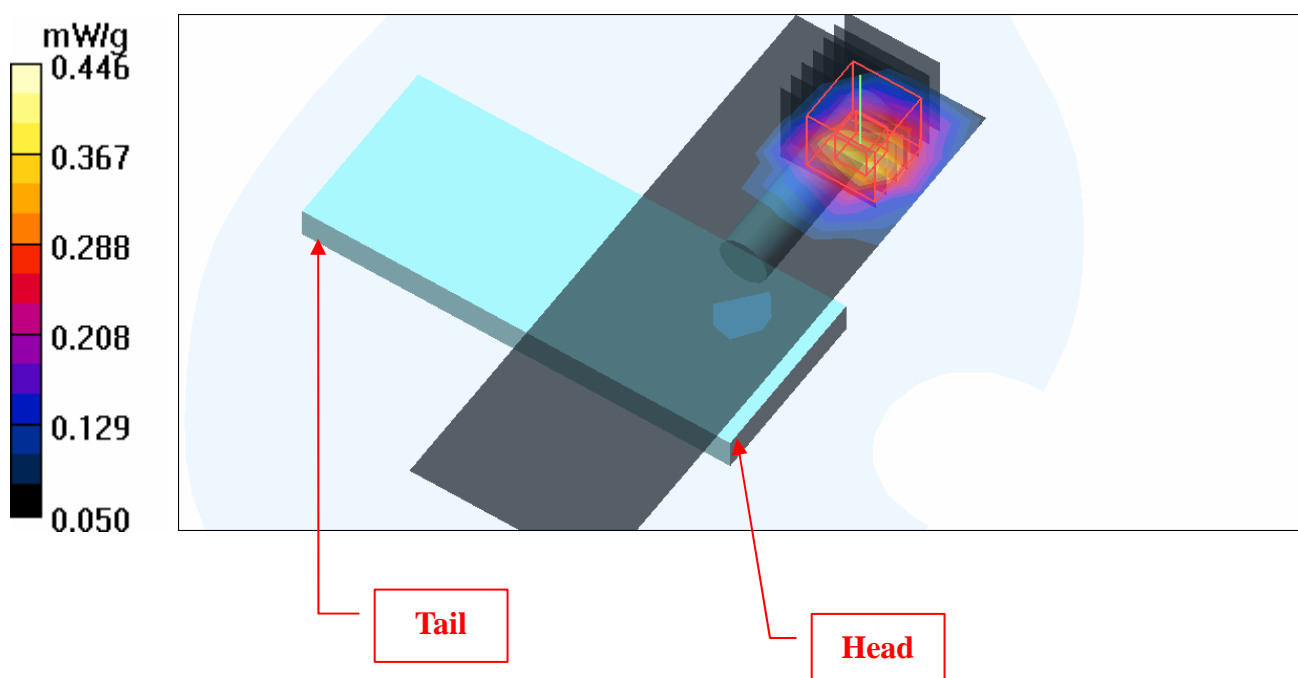
High Channel 746/Zoom Scan (7x7x7) (7x7x7)/Cube 0: Measurement grid: dx=5mm, dy=5mm, dz=5mm

Reference Value = 12.4 V/m

Peak SAR (extrapolated) = 0.522 W/kg

SAR(1 g) = **0.362 mW/g**; SAR(10 g) = 0.199 mW/g

Maximum value of SAR (measured) = 0.446 mW/g



Test Laboratory: Bureau Veritas ADT

M04-5M 16Q3_4-Ch26**DUT: WiMAX 802.16e Wave 2 PC Card ; Type: PC200**

Communication System: FCC Wimax ; Frequency: 2505 MHz ; Duty Cycle: 1:4.05 ; Modulation type: 16QAM

Medium: MSL2600 Medium parameters used: $f = 2505$ MHz; $\sigma = 2.08$ mho/m; $\epsilon_r = 53.6$; $\rho = 1000$ kg/m³

Phantom section: Flat Section ; Separation distance : 10 mm (The bottom side of the EUT to the Phantom)

DASY4 Configuration:

- Probe: EX3DV3 - SN3506 ; ConvF(8.34, 8.34, 8.34) ; Calibrated: 2008/12/18
- Sensor-Surface: 3mm (Mechanical Surface Detection)
- Electronics: DAE3 Sn579 ; Calibrated: 2008/3/13
- Phantom: SAM 12 ; Type: SAM V4.0 ; Serial: TP 1202
- Measurement SW: DASY4, V4.7 Build 53 ; Postprocessing SW: SEMCAD, V1.8 Build 172

Low Channel 26/Area Scan (5x13x1): Measurement grid: dx=15mm, dy=15mm

Maximum value of SAR (measured) = 0.594 mW/g

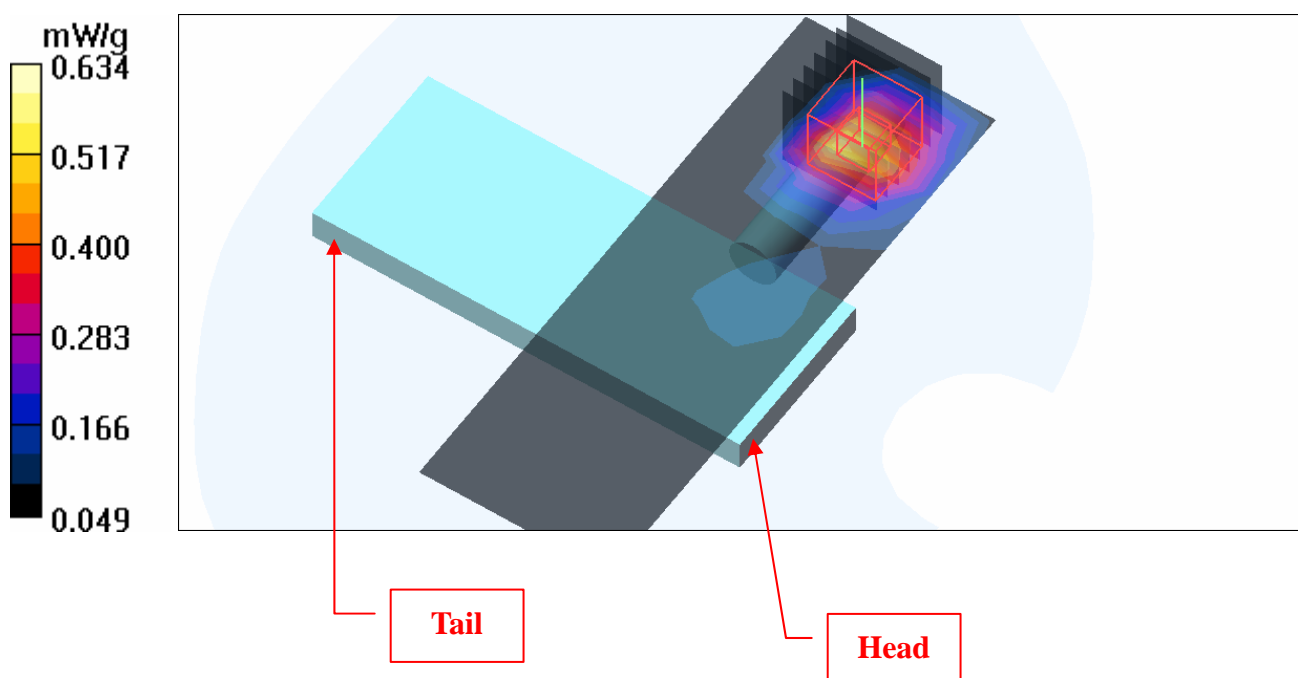
Low Channel 26/Zoom Scan (7x7x7) (7x7x7)/Cube 0: Measurement grid: dx=5mm, dy=5mm, dz=5mm

Reference Value = 15.3 V/m

Peak SAR (extrapolated) = 0.735 W/kg

SAR(1 g) = **0.508 mW/g**; SAR(10 g) = 0.266 mW/g

Maximum value of SAR (measured) = 0.634 mW/g



Test Laboratory: Bureau Veritas ADT

M04-5M 16Q3_4-Ch406

DUT: WiMAX 802.16e Wave 2 PC Card ; Type: PC200

Communication System: FCC Wimax ; Frequency: 2600 MHz ; Duty Cycle: 1:4.05 ; Modulation type: 16QAM

Medium: MSL2600 Medium parameters used: $f = 2600$ MHz; $\sigma = 2.17$ mho/m; $\epsilon_r = 53.3$; $\rho = 1000$ kg/m³

Phantom section: Flat Section ; Separation distance : 10 mm (The bottom side of the EUT to the Phantom)

DASY4 Configuration:

- Probe: EX3DV3 - SN3506 ; ConvF(8.34, 8.34, 8.34) ; Calibrated: 2008/12/18
- Sensor-Surface: 3mm (Mechanical Surface Detection)
- Electronics: DAE3 Sn579 ; Calibrated: 2008/3/13
- Phantom: SAM 12 ; Type: SAM V4.0 ; Serial: TP 1202
- Measurement SW: DASY4, V4.7 Build 53 ; Postprocessing SW: SEMCAD, V1.8 Build 172

Mid Channel 406/Area Scan (5x13x1): Measurement grid: dx=15mm, dy=15mm

Maximum value of SAR (measured) = 0.504 mW/g

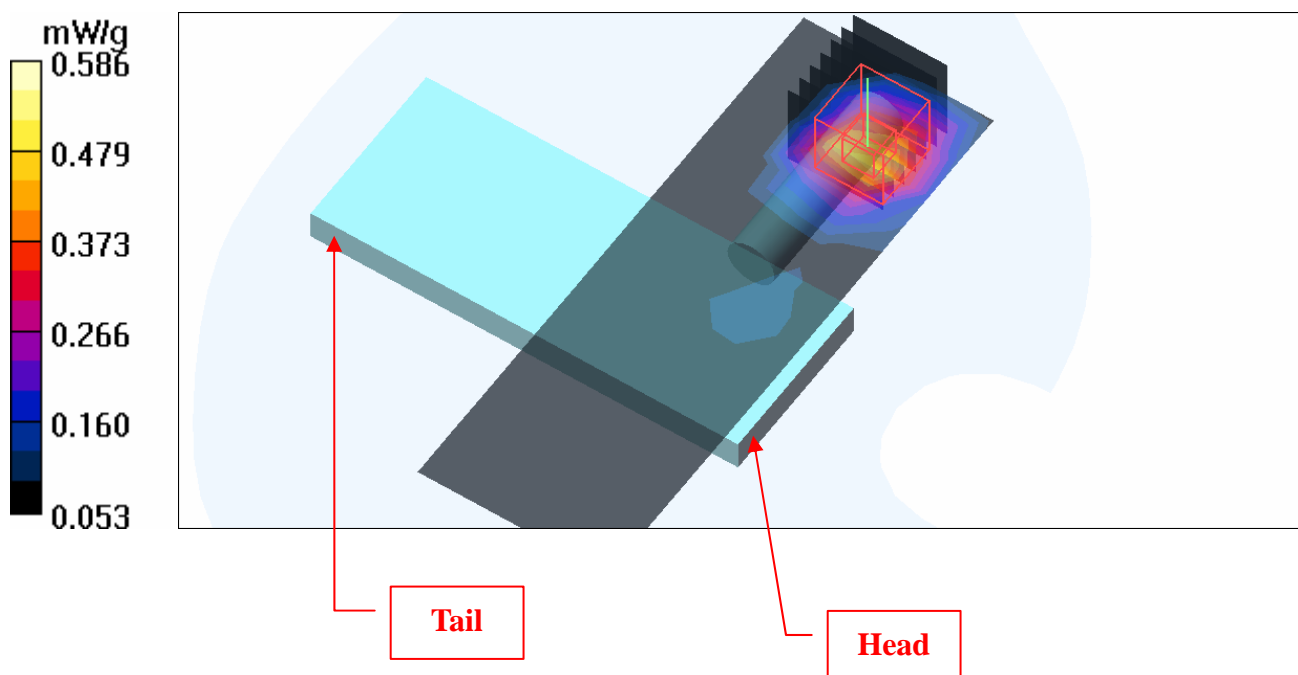
Mid Channel 406/Zoom Scan (7x7x7) (7x7x7)/Cube 0: Measurement grid: dx=5mm, dy=5mm, dz=5mm

Reference Value = 14.8 V/m;

Peak SAR (extrapolated) = 0.688 W/kg

SAR(1 g) = **0.465 mW/g**; SAR(10 g) = 0.244 mW/g

Maximum value of SAR (measured) = 0.586 mW/g



Test Laboratory: Bureau Veritas ADT

M04-5M 16Q3_4-Ch746

DUT: WiMAX 802.16e Wave 2 PC Card ; Type: PC200

Communication System: FCC Wimax ; Frequency: 2685 MHz ; Duty Cycle: 1:4.05 ; Modulation type: 16QAM

Medium: MSL2600 Medium parameters used: $f = 2685$ MHz; $\sigma = 2.26$ mho/m; $\epsilon_r = 53$; $\rho = 1000$ kg/m³

Phantom section: Flat Section ; Separation distance : 10 mm (The bottom side of the EUT to the Phantom)

DASY4 Configuration:

- Probe: EX3DV3 - SN3506 ; ConvF(8.34, 8.34, 8.34) ; Calibrated: 2008/12/18
- Sensor-Surface: 3mm (Mechanical Surface Detection)
- Electronics: DAE3 Sn579 ; Calibrated: 2008/3/13
- Phantom: SAM 12 ; Type: SAM V4.0 ; Serial: TP 1202
- Measurement SW: DASY4, V4.7 Build 53 ; Postprocessing SW: SEMCAD, V1.8 Build 172

High Channel 746/Area Scan (5x13x1): Measurement grid: dx=15mm, dy=15mm

Maximum value of SAR (measured) = 0.384 mW/g

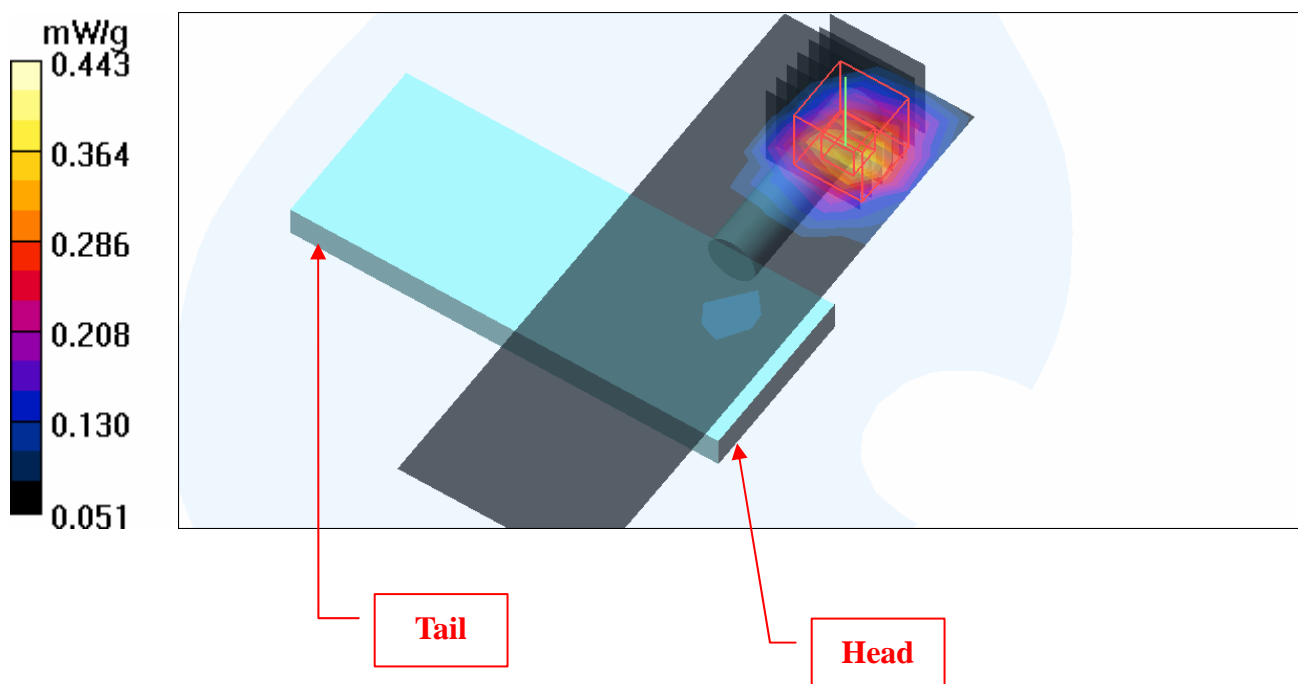
High Channel 746/Zoom Scan (7x7x7) (7x7x7)/Cube 0: Measurement grid: dx=5mm, dy=5mm, dz=5mm

Reference Value = 12.2 V/m

Peak SAR (extrapolated) = 0.537 W/kg

SAR(1 g) = **0.361 mW/g**; SAR(10 g) = 0.199 mW/g

Maximum value of SAR (measured) = 0.443 mW/g



Test Laboratory: Bureau Veritas ADT

M05-10M QPSK1_2-Ch16

DUT: WiMAX 802.16e Wave 2 PC Card ; Type: PC200

Communication System: FCC Wimax ; Frequency: 2505 MHz ; Duty Cycle: 1:4.05 ; Modulation type: QPSK

Medium: MSL2600 Medium parameters used: $f = 2505$ MHz; $\sigma = 2.08$ mho/m; $\epsilon_r = 53.6$; $\rho = 1000$ kg/m³

Phantom section: Flat Section ; Separation distance : 10 mm (The bottom side of the EUT to the Phantom)

DASY4 Configuration:

- Probe: EX3DV3 - SN3506 ; ConvF(8.34, 8.34, 8.34) ; Calibrated: 2008/12/18
- Sensor-Surface: 3mm (Mechanical Surface Detection)
- Electronics: DAE3 Sn579 ; Calibrated: 2008/3/13
- Phantom: SAM 12 ; Type: SAM V4.0 ; Serial: TP 1202
- Measurement SW: DASY4, V4.7 Build 53 ; Postprocessing SW: SEMCAD, V1.8 Build 172

Low Channel 16/Area Scan (5x13x1): Measurement grid: dx=15mm, dy=15mm

Maximum value of SAR (measured) = 0.622 mW/g

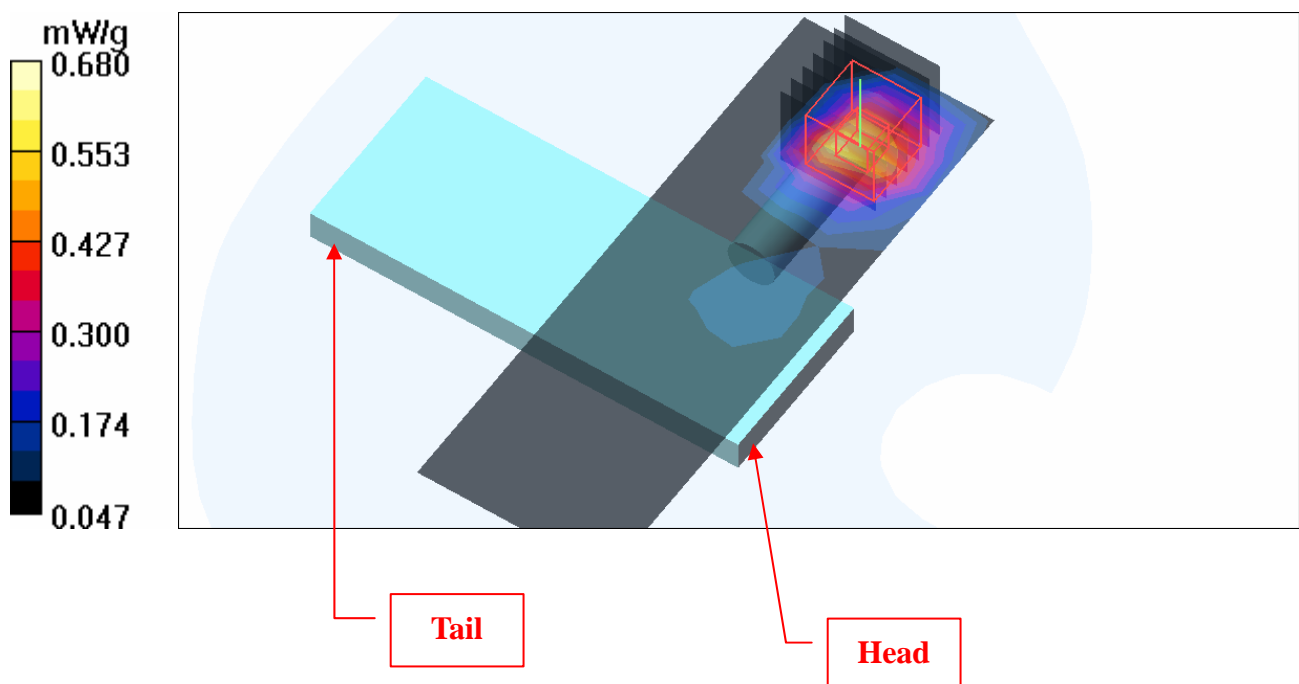
Low Channel 16/Zoom Scan (7x7x7) (7x7x7)/Cube 0: Measurement grid: dx=5mm, dy=5mm, dz=5mm

Reference Value = 15.6 V/m

Peak SAR (extrapolated) = 0.798 W/kg

SAR(1 g) = **0.546 mW/g**; SAR(10 g) = 0.287 mW/g

Maximum value of SAR (measured) = 0.680 mW/g



Test Laboratory: Bureau Veritas ADT

M05-10M QPSK1_2-Ch396**DUT: WiMAX 802.16e Wave 2 PC Card ; Type: PC200**

Communication System: FCC Wimax ; Frequency: 2600 MHz ; Duty Cycle: 1:4.05 ; Modulation type: QPSK

Medium: MSL2600 Medium parameters used: $f = 2600$ MHz; $\sigma = 2.17$ mho/m; $\epsilon_r = 53.3$; $\rho = 1000$ kg/m³

Phantom section: Flat Section ; Separation distance : 10 mm (The bottom side of the EUT to the Phantom)

DASY4 Configuration:

- Probe: EX3DV3 - SN3506 ; ConvF(8.34, 8.34, 8.34) ; Calibrated: 2008/12/18
- Sensor-Surface: 3mm (Mechanical Surface Detection)
- Electronics: DAE3 Sn579 ; Calibrated: 2008/3/13
- Phantom: SAM 12 ; Type: SAM V4.0 ; Serial: TP 1202
- Measurement SW: DASY4, V4.7 Build 53 ; Postprocessing SW: SEMCAD, V1.8 Build 172

Mid Channel 396/Area Scan (5x13x1): Measurement grid: dx=15mm, dy=15mm

Maximum value of SAR (measured) = 0.512 mW/g

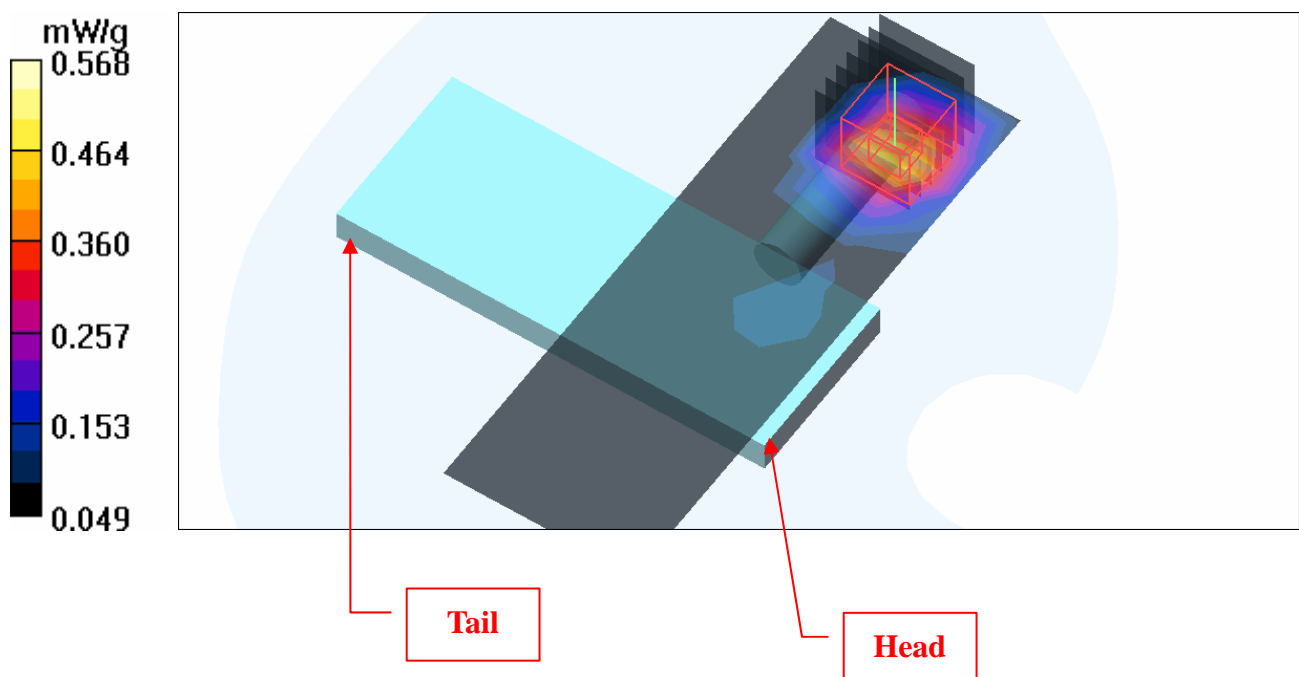
Mid Channel 396/Zoom Scan (7x7x7) (7x7x7)/Cube 0: Measurement grid: dx=5mm, dy=5mm, dz=5mm

Reference Value = 14.5 V/m

Peak SAR (extrapolated) = 0.649 W/kg

SAR(1 g) = **0.454 mW/g**; SAR(10 g) = 0.242 mW/g

Maximum value of SAR (measured) = 0.568 mW/g



Test Laboratory: Bureau Veritas ADT

M05-10M QPSK1_2-Ch736

DUT: WiMAX 802.16e Wave 2 PC Card ; Type: PC200

Communication System: FCC Wimax ; Frequency: 2685 MHz ; Duty Cycle: 1:4.05 ; Modulation type: QPSK

Medium: MSL2600 Medium parameters used: $f = 2685$ MHz; $\sigma = 2.26$ mho/m; $\epsilon_r = 53$; $\rho = 1000$ kg/m³

Phantom section: Flat Section ; Separation distance : 10 mm (The bottom side of the EUT to the Phantom)

DASY4 Configuration:

- Probe: EX3DV3 - SN3506 ; ConvF(8.34, 8.34, 8.34) ; Calibrated: 2008/12/18
- Sensor-Surface: 3mm (Mechanical Surface Detection)
- Electronics: DAE3 Sn579 ; Calibrated: 2008/3/13
- Phantom: SAM 12 ; Type: SAM V4.0 ; Serial: TP 1202
- Measurement SW: DASY4, V4.7 Build 53 ; Postprocessing SW: SEMCAD, V1.8 Build 172

High Channel 736/Area Scan (5x13x1): Measurement grid: dx=15mm, dy=15mm

Maximum value of SAR (measured) = 0.312 mW/g

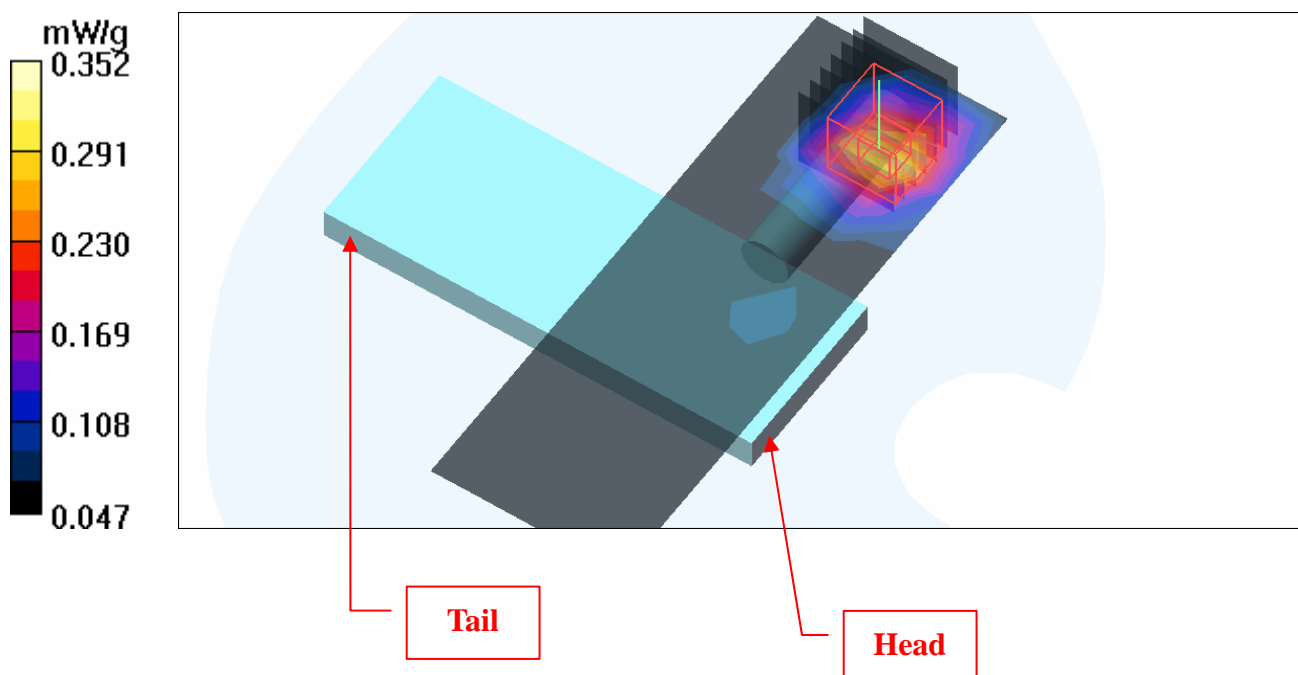
High Channel 736/Zoom Scan (7x7x7) (7x7x7)/Cube 0: Measurement grid: dx=5mm, dy=5mm, dz=5mm

Reference Value = 10.7 V/m

Peak SAR (extrapolated) = 0.414 W/kg

SAR(1 g) = **0.289 mW/g**; SAR(10 g) = 0.160 mW/g

Maximum value of SAR (measured) = 0.352 mW/g



Test Laboratory: Bureau Veritas ADT

M06-10M QPSK3_4-Ch16

DUT: WiMAX 802.16e Wave 2 PC Card ; Type: PC200

Communication System: FCC Wimax ; Frequency: 2505 MHz ; Duty Cycle: 1:4.05 ; Modulation type: QPSK

Medium: MSL2600 Medium parameters used: $f = 2505$ MHz; $\sigma = 2.08$ mho/m; $\epsilon_r = 53.6$; $\rho = 1000$ kg/m³

Phantom section: Flat Section ; Separation distance : 10 mm (The bottom side of the EUT to the Phantom)

DASY4 Configuration:

- Probe: EX3DV3 - SN3506 ; ConvF(8.34, 8.34, 8.34) ; Calibrated: 2008/12/18
- Sensor-Surface: 3mm (Mechanical Surface Detection)
- Electronics: DAE3 Sn579 ; Calibrated: 2008/3/13
- Phantom: SAM 12 ; Type: SAM V4.0 ; Serial: TP 1202
- Measurement SW: DASY4, V4.7 Build 53 ; Postprocessing SW: SEMCAD, V1.8 Build 172

Low Channel 16/Area Scan (5x13x1): Measurement grid: dx=15mm, dy=15mm

Maximum value of SAR (measured) = 0.593 mW/g

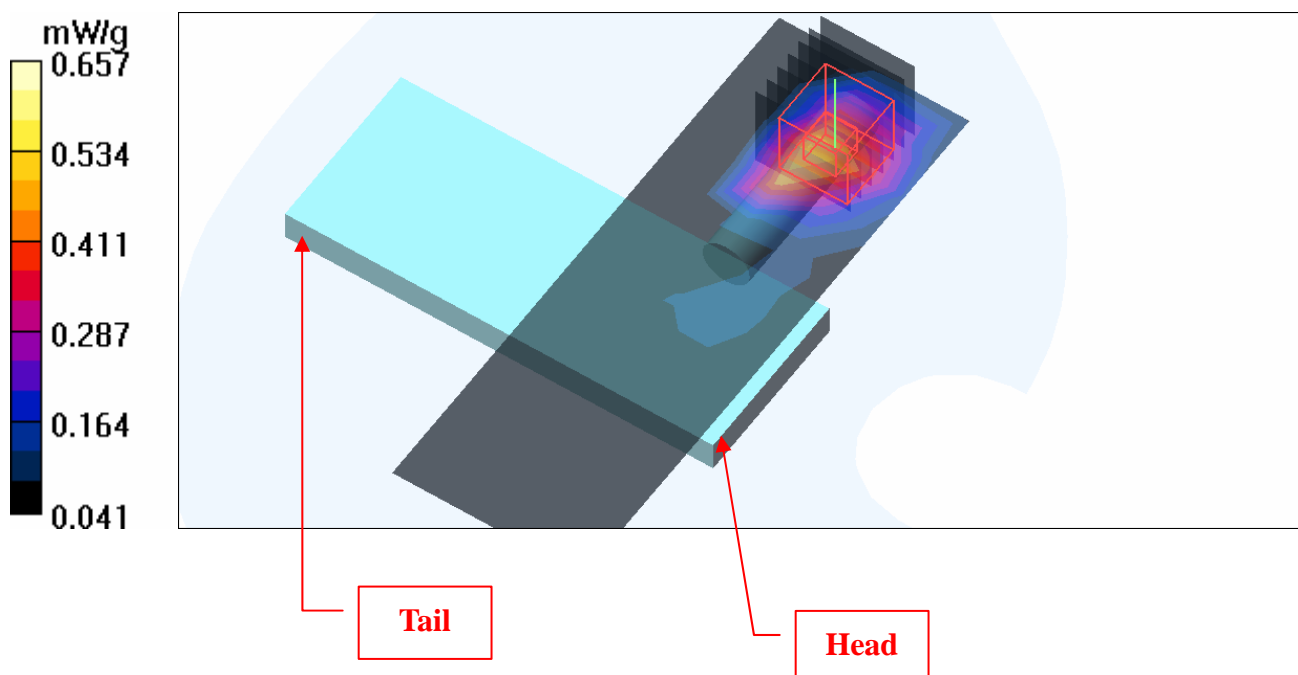
Low Channel 16/Zoom Scan (7x7x7) (7x7x7)/Cube 0: Measurement grid: dx=5mm, dy=5mm, dz=5mm

Reference Value = 15.5 V/m

Peak SAR (extrapolated) = 0.797 W/kg

SAR(1 g) = **0.532 mW/g**; SAR(10 g) = 0.306 mW/g

Maximum value of SAR (measured) = 0.657 mW/g



Test Laboratory: Bureau Veritas ADT

M06-10M QPSK3_4-Ch396

DUT: WiMAX 802.16e Wave 2 PC Card ; Type: PC200

Communication System: FCC Wimax ; Frequency: 2600 MHz ; Duty Cycle: 1:4.05 ; Modulation type: QPSK

Medium: MSL2600 Medium parameters used: $f = 2600$ MHz; $\sigma = 2.17$ mho/m; $\epsilon_r = 53.3$; $\rho = 1000$ kg/m³

Phantom section: Flat Section ; Separation distance : 10 mm (The bottom side of the EUT to the Phantom)

DASY4 Configuration:

- Probe: EX3DV3 - SN3506 ; ConvF(8.34, 8.34, 8.34) ; Calibrated: 2008/12/18
- Sensor-Surface: 3mm (Mechanical Surface Detection)
- Electronics: DAE3 Sn579 ; Calibrated: 2008/3/13
- Phantom: SAM 12 ; Type: SAM V4.0 ; Serial: TP 1202
- Measurement SW: DASY4, V4.7 Build 53 ; Postprocessing SW: SEMCAD, V1.8 Build 172

Mid Channel 396/Area Scan (5x13x1): Measurement grid: dx=15mm, dy=15mm

Maximum value of SAR (measured) = 0.469 mW/g

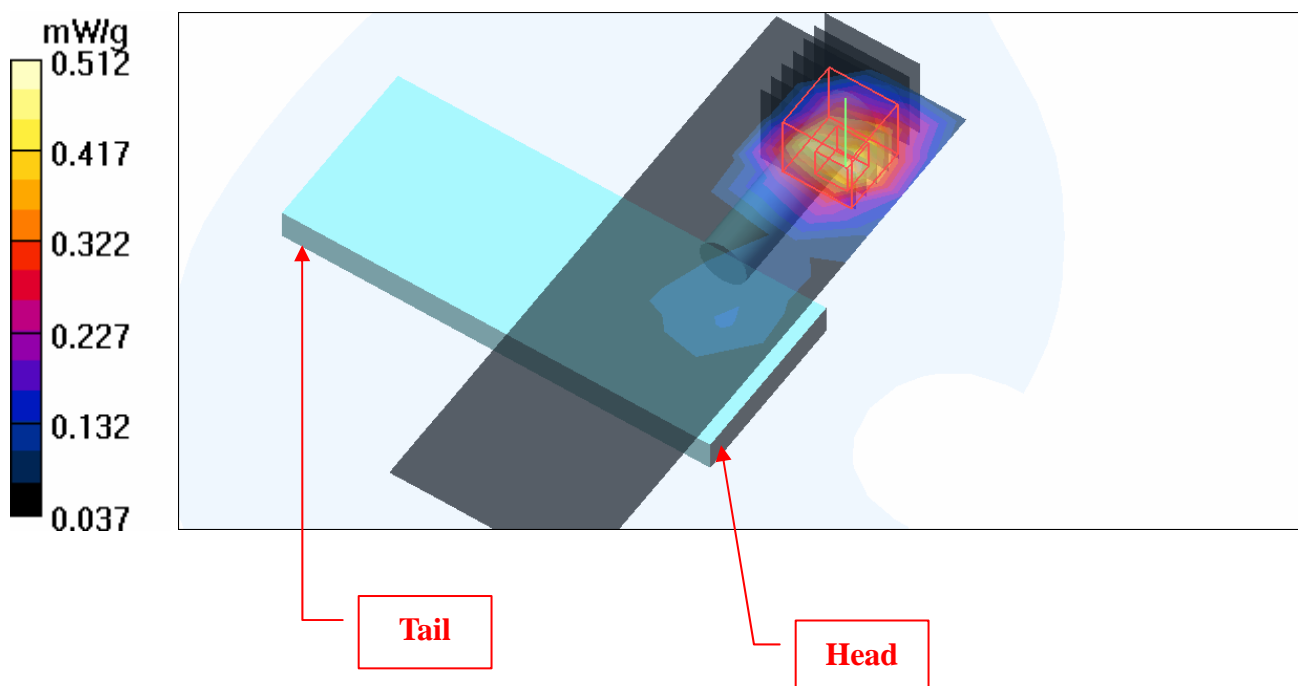
Mid Channel 396/Zoom Scan (7x7x7) (7x7x7)/Cube 0: Measurement grid: dx=5mm, dy=5mm, dz=5mm

Reference Value = 14.1 V/m

Peak SAR (extrapolated) = 0.664 W/kg

SAR(1 g) = **0.447 mW/g**; SAR(10 g) = 0.234 mW/g

Maximum value of SAR (measured) = 0.512 mW/g



Test Laboratory: Bureau Veritas ADT

M06-10M QPSK3_4-Ch736**DUT: WiMAX 802.16e Wave 2 PC Card ; Type: PC200**

Communication System: FCC Wimax ; Frequency: 2685 MHz ; Duty Cycle: 1:4.05 ; Modulation type: QPSK

Medium: MSL2600 Medium parameters used: $f = 2685$ MHz; $\sigma = 2.26$ mho/m; $\epsilon_r = 53$; $\rho = 1000$ kg/m³

Phantom section: Flat Section ; Separation distance : 10 mm (The bottom side of the EUT to the Phantom)

DASY4 Configuration:

- Probe: EX3DV3 - SN3506 ; ConvF(8.34, 8.34, 8.34) ; Calibrated: 2008/12/18
- Sensor-Surface: 3mm (Mechanical Surface Detection)
- Electronics: DAE3 Sn579 ; Calibrated: 2008/3/13
- Phantom: SAM 12 ; Type: SAM V4.0 ; Serial: TP 1202
- Measurement SW: DASY4, V4.7 Build 53 ; Postprocessing SW: SEMCAD, V1.8 Build 172

High Channel 736/Area Scan (5x13x1): Measurement grid: dx=15mm, dy=15mm

Maximum value of SAR (measured) = 0.316 mW/g

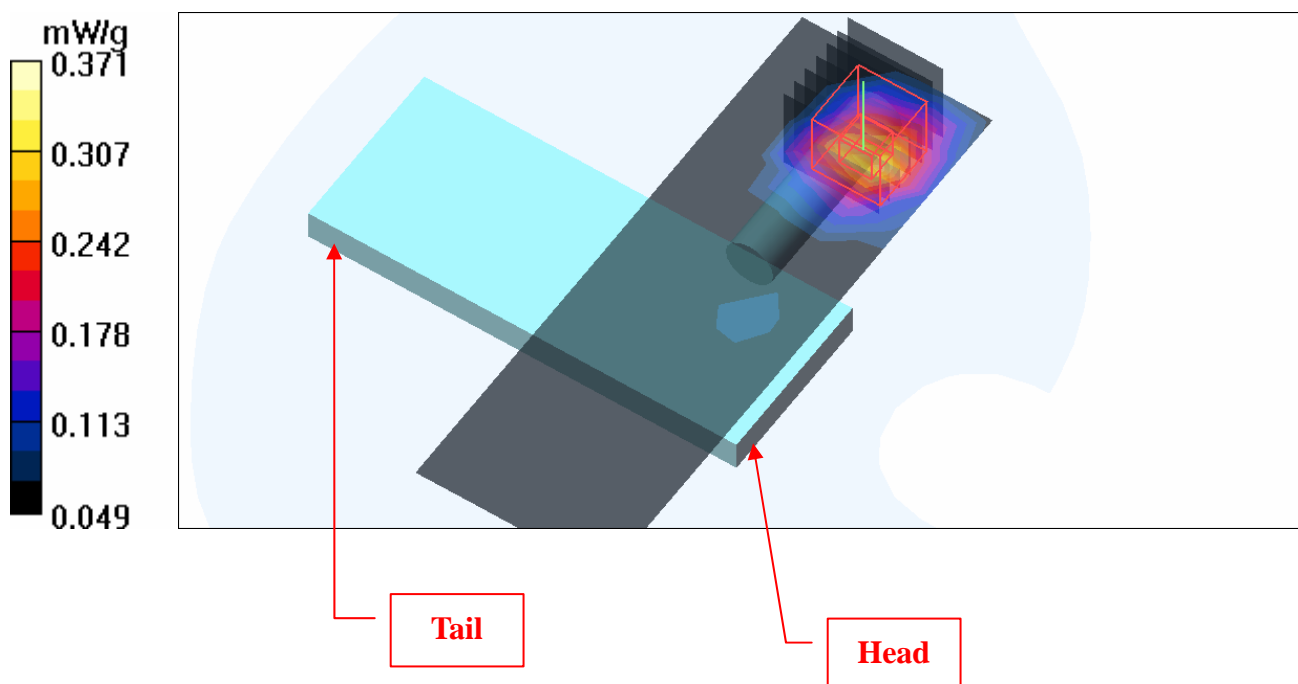
High Channel 736/Zoom Scan (7x7x7) (7x7x7)/Cube 0: Measurement grid: dx=5mm, dy=5mm, dz=5mm

Reference Value = 11.1 V/m

Peak SAR (extrapolated) = 0.435 W/kg

SAR(1 g) = 0.299 mW/g; SAR(10 g) = 0.165 mW/g

Maximum value of SAR (measured) = 0.371 mW/g



Test Laboratory: Bureau Veritas ADT

M07-10M 16Q1_2-Ch16**DUT: WiMAX 802.16e Wave 2 PC Card ; Type: PC200**

Communication System: FCC Wimax ; Frequency: 2505 MHz ; Duty Cycle: 1:4.05 ; Modulation type: 16QAM

Medium: MSL2600 Medium parameters used: $f = 2505$ MHz; $\sigma = 2.08$ mho/m; $\epsilon_r = 53.6$; $\rho = 1000$ kg/m³

Phantom section: Flat Section ; Separation distance : 10 mm (The bottom side of the EUT to the Phantom)

DASY4 Configuration:

- Probe: EX3DV3 - SN3506 ; ConvF(8.34, 8.34, 8.34) ; Calibrated: 2008/12/18
- Sensor-Surface: 3mm (Mechanical Surface Detection)
- Electronics: DAE3 Sn579 ; Calibrated: 2008/3/13
- Phantom: SAM 12 ; Type: SAM V4.0 ; Serial: TP 1202
- Measurement SW: DASY4, V4.7 Build 53 ; Postprocessing SW: SEMCAD, V1.8 Build 172

Low Channel 16/Area Scan (5x13x1): Measurement grid: $dx=15$ mm, $dy=15$ mm

Maximum value of SAR (measured) = 0.617 mW/g

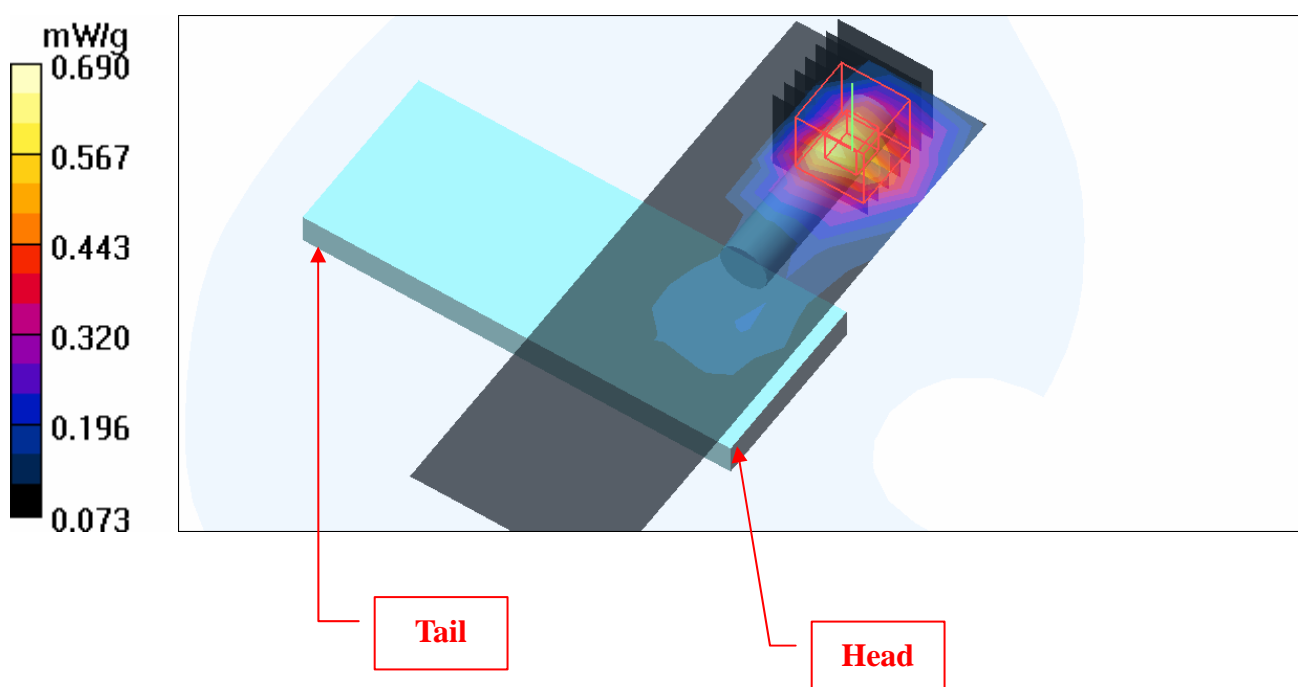
Low Channel 16/Zoom Scan (7x7x7) (7x7x7)/Cube 0: Measurement grid: $dx=5$ mm, $dy=5$ mm, $dz=5$ mm

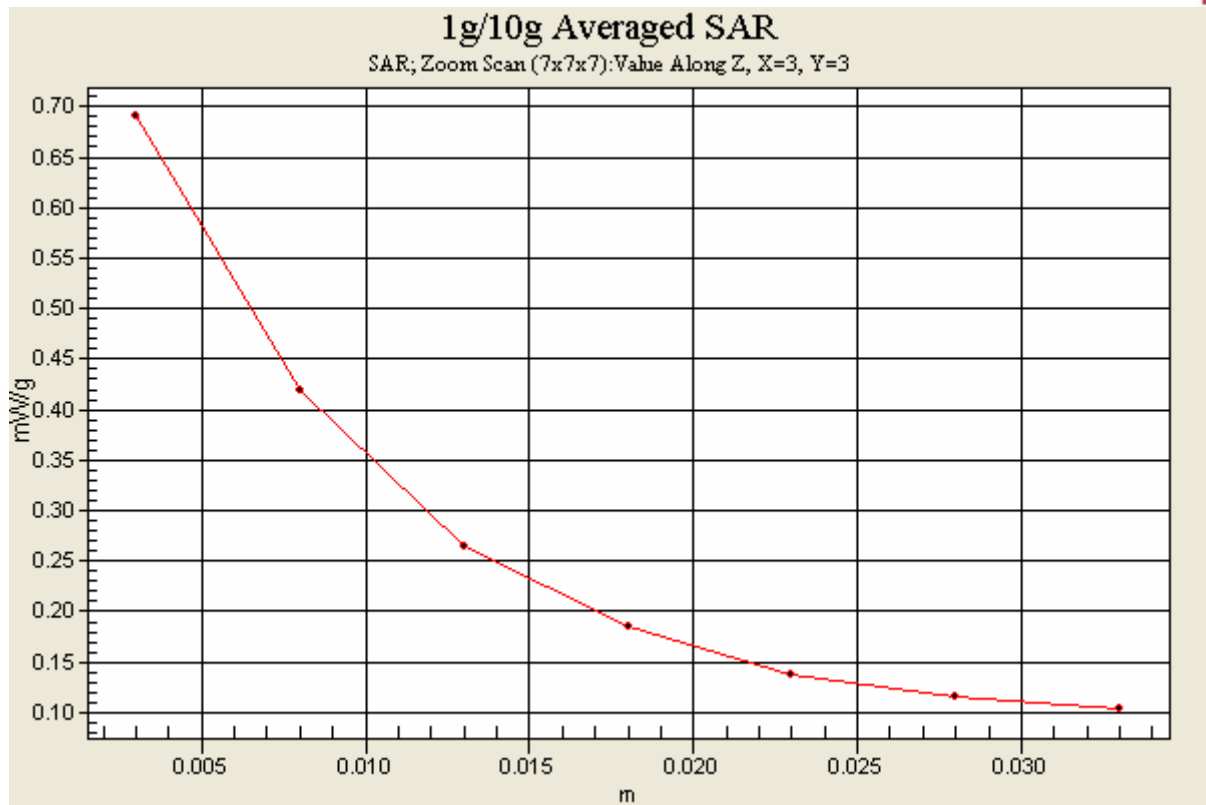
Reference Value = 15.7 V/m

Peak SAR (extrapolated) = 0.829 W/kg

SAR(1 g) = 0.566 mW/g; SAR(10 g) = 0.324 mW/g

Maximum value of SAR (measured) = 0.690 mW/g





Test Laboratory: Bureau Veritas ADT

M07-10M 16Q1_2-Ch396**DUT: WiMAX 802.16e Wave 2 PC Card ; Type: PC200**

Communication System: FCC Wimax ; Frequency: 2600 MHz ; Duty Cycle: 1:4.05 ; Modulation type: 16QAM

Medium: MSL2600 Medium parameters used: $f = 2600$ MHz; $\sigma = 2.17$ mho/m; $\epsilon_r = 53.3$; $\rho = 1000$ kg/m³

Phantom section: Flat Section ; Separation distance : 10 mm (The bottom side of the EUT to the Phantom)

DASY4 Configuration:

- Probe: EX3DV3 - SN3506 ; ConvF(8.34, 8.34, 8.34) ; Calibrated: 2008/12/18
- Sensor-Surface: 3mm (Mechanical Surface Detection)
- Electronics: DAE3 Sn579 ; Calibrated: 2008/3/13
- Phantom: SAM 12 ; Type: SAM V4.0 ; Serial: TP 1202
- Measurement SW: DASY4, V4.7 Build 53 ; Postprocessing SW: SEMCAD, V1.8 Build 172

Mid Channel 396/Area Scan (5x13x1): Measurement grid: dx=15mm, dy=15mm

Maximum value of SAR (measured) = 0.513 mW/g

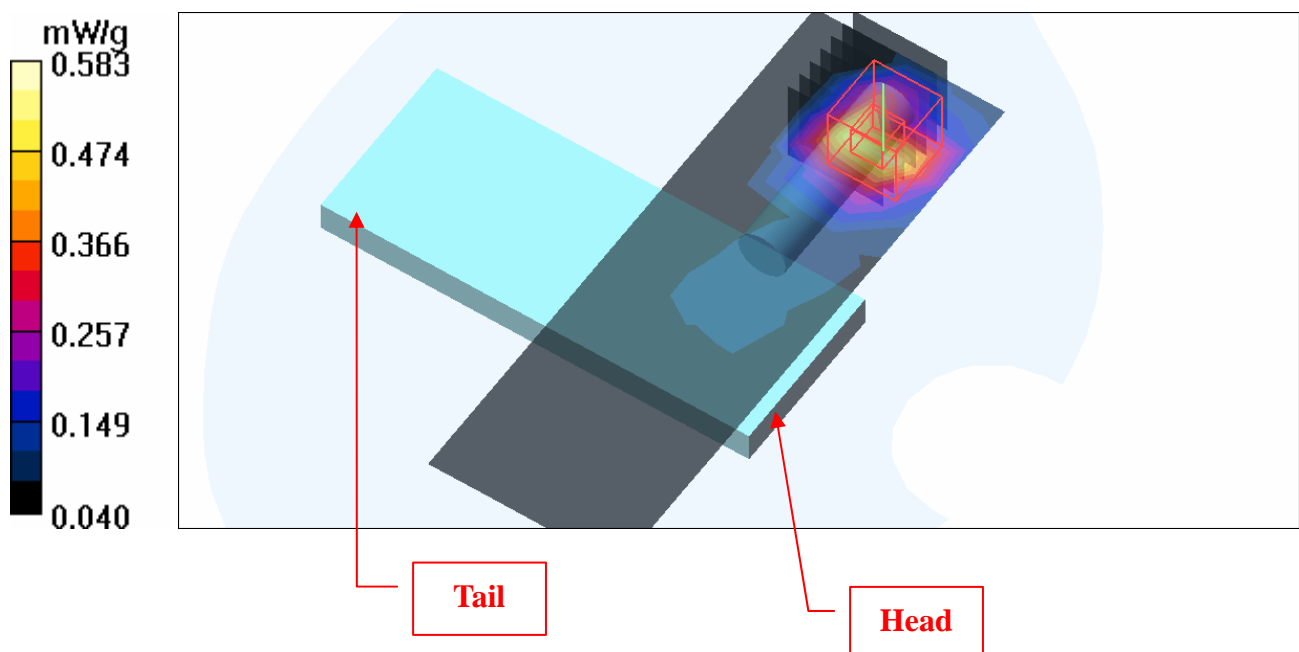
Mid Channel 396/Zoom Scan (7x7x7) (7x7x7)/Cube 0: Measurement grid: dx=5mm, dy=5mm, dz=5mm

Reference Value = 15.1 V/m

Peak SAR (extrapolated) = 0.688 W/kg

SAR(1 g) = **0.470 mW/g**; SAR(10 g) = 0.267 mW/g

Maximum value of SAR (measured) = 0.583 mW/g



Test Laboratory: Bureau Veritas ADT

M07-10M 16Q1_2-Ch736

DUT: WiMAX 802.16e Wave 2 PC Card ; Type: PC200

Communication System: FCC Wimax ; Frequency: 2685 MHz ; Duty Cycle: 1:4.05 ; Modulation type: 16QAM

Medium: MSL2600 Medium parameters used: $f = 2685$ MHz; $\sigma = 2.26$ mho/m; $\epsilon_r = 53$; $\rho = 1000$ kg/m³

Phantom section: Flat Section ; Separation distance : 10 mm (The bottom side of the EUT to the Phantom)

DASY4 Configuration:

- Probe: EX3DV3 - SN3506 ; ConvF(8.34, 8.34, 8.34) ; Calibrated: 2008/12/18
- Sensor-Surface: 3mm (Mechanical Surface Detection)
- Electronics: DAE3 Sn579 ; Calibrated: 2008/3/13
- Phantom: SAM 12 ; Type: SAM V4.0 ; Serial: TP 1202
- Measurement SW: DASY4, V4.7 Build 53 ; Postprocessing SW: SEMCAD, V1.8 Build 172

High Channel 736/Area Scan (5x13x1): Measurement grid: dx=15mm, dy=15mm

Maximum value of SAR (measured) = 0.321 mW/g

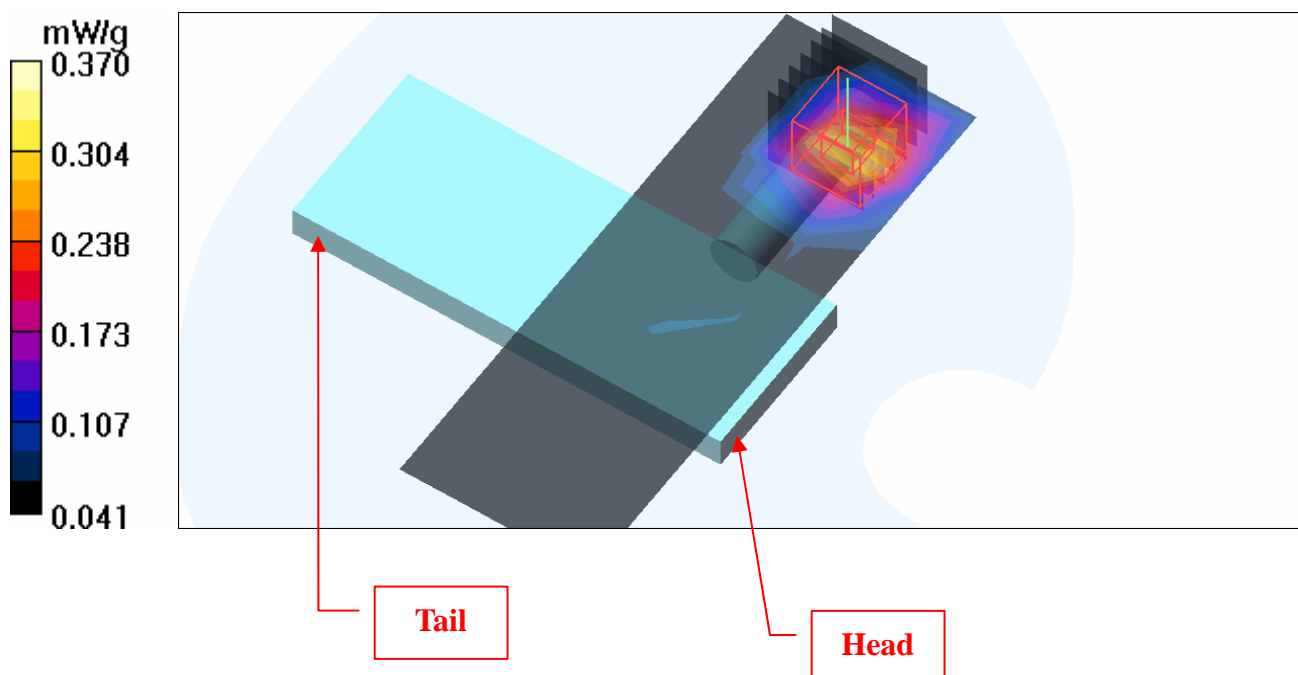
High Channel 736/Zoom Scan (7x7x7) (7x7x7)/Cube 0: Measurement grid: dx=5mm, dy=5mm, dz=5mm

Reference Value = 11.4 V/m

Peak SAR (extrapolated) = 0.425 W/kg

SAR(1 g) = 0.308 mW/g; SAR(10 g) = 0.194 mW/g

Maximum value of SAR (measured) = 0.370 mW/g



Test Laboratory: Bureau Veritas ADT

M08-10M 16Q3_4-Ch16

DUT: WiMAX 802.16e Wave 2 PC Card ; Type: PC200

Communication System: FCC Wimax ; Frequency: 2505 MHz ; Duty Cycle: 1:4.05 ; Modulation type: 16QAM

Medium: MSL2600 Medium parameters used: $f = 2505$ MHz; $\sigma = 2.08$ mho/m; $\epsilon_r = 53.6$; $\rho = 1000$ kg/m³

Phantom section: Flat Section ; Separation distance : 10 mm (The bottom side of the EUT to the Phantom)

DASY4 Configuration:

- Probe: EX3DV3 - SN3506 ; ConvF(8.34, 8.34, 8.34) ; Calibrated: 2008/12/18
- Sensor-Surface: 3mm (Mechanical Surface Detection)
- Electronics: DAE3 Sn579 ; Calibrated: 2008/3/13
- Phantom: SAM 12 ; Type: SAM V4.0 ; Serial: TP 1202
- Measurement SW: DASY4, V4.7 Build 53 ; Postprocessing SW: SEMCAD, V1.8 Build 172

Low Channel 16/Area Scan (5x13x1): Measurement grid: dx=15mm, dy=15mm

Maximum value of SAR (measured) = 0.559 mW/g

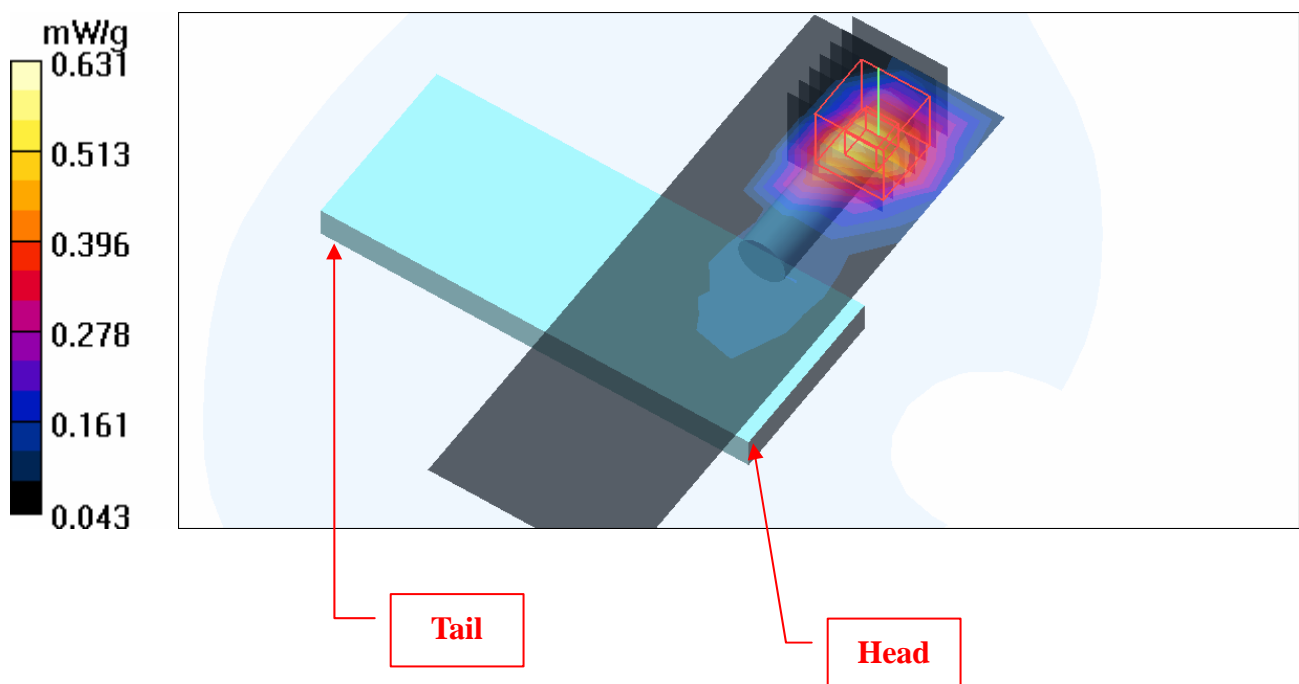
Low Channel 16/Zoom Scan (7x7x7) (7x7x7)/Cube 0: Measurement grid: dx=5mm, dy=5mm, dz=5mm

Reference Value = 15.4 V/m

Peak SAR (extrapolated) = 0.792 W/kg

SAR(1 g) = **0.521 mW/g**; SAR(10 g) = 0.301 mW/g

Maximum value of SAR (measured) = 0.631 mW/g



Test Laboratory: Bureau Veritas ADT

M08-10M 16Q3_4-Ch396

DUT: WiMAX 802.16e Wave 2 PC Card ; Type: PC200

Communication System: FCC Wimax ; Frequency: 2600 MHz ; Duty Cycle: 1:4.05 ; Modulation type: 16QAM

Medium: MSL2600 Medium parameters used: $f = 2600$ MHz; $\sigma = 2.17$ mho/m; $\epsilon_r = 53.3$; $\rho = 1000$ kg/m³

Phantom section: Flat Section ; Separation distance : 10 mm (The bottom side of the EUT to the Phantom)

DASY4 Configuration:

- Probe: EX3DV3 - SN3506 ; ConvF(8.34, 8.34, 8.34) ; Calibrated: 2008/12/18
- Sensor-Surface: 3mm (Mechanical Surface Detection)
- Electronics: DAE3 Sn579 ; Calibrated: 2008/3/13
- Phantom: SAM 12 ; Type: SAM V4.0 ; Serial: TP 1202
- Measurement SW: DASY4, V4.7 Build 53 ; Postprocessing SW: SEMCAD, V1.8 Build 172

Mid Channel 396/Area Scan (5x13x1): Measurement grid: $dx=15$ mm, $dy=15$ mm

Maximum value of SAR (measured) = 0.468 mW/g

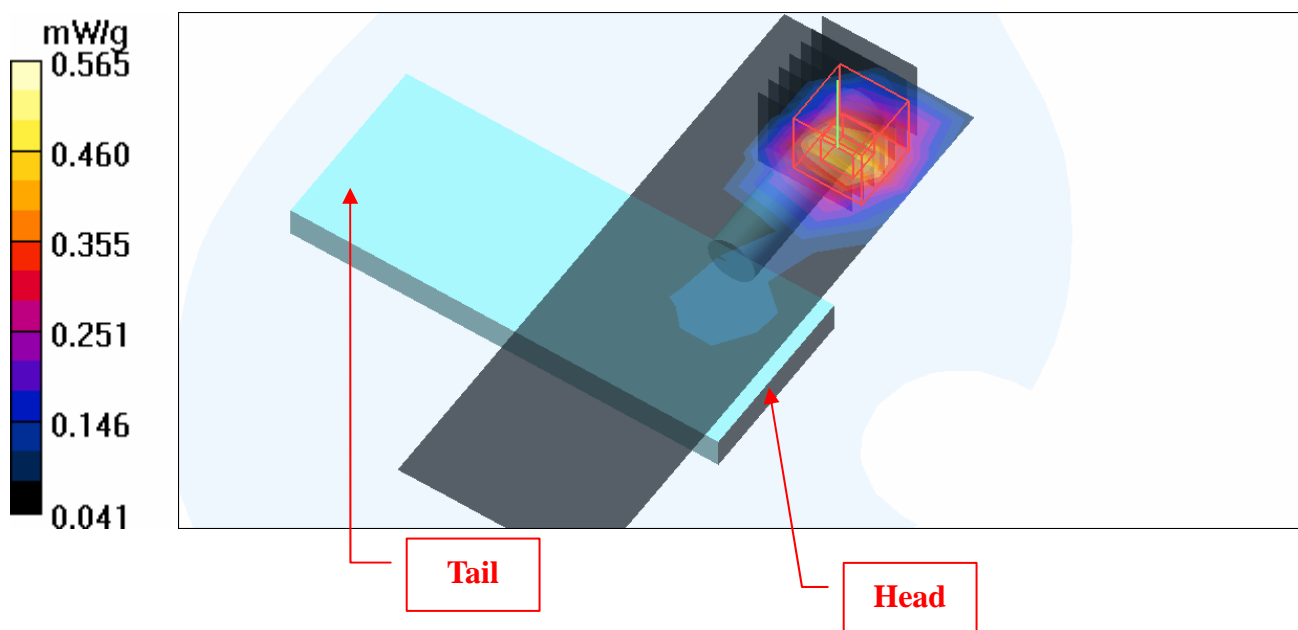
Mid Channel 396/Zoom Scan (7x7x7) (7x7x7)/Cube 0: Measurement grid: $dx=5$ mm, $dy=5$ mm, $dz=5$ mm

Reference Value = 14.8 V/m

Peak SAR (extrapolated) = 0.687 W/kg

SAR(1 g) = **0.463** mW/g; SAR(10 g) = 0.259 mW/g

Maximum value of SAR (measured) = 0.565 mW/g



Test Laboratory: Bureau Veritas ADT

M08-10M 16Q3_4-Ch736**DUT: WiMAX 802.16e Wave 2 PC Card ; Type: PC200**

Communication System: FCC Wimax ; Frequency: 2685 MHz ; Duty Cycle: 1:4.05 ; Modulation type: 16QAM

Medium: MSL2600 Medium parameters used: $f = 2685$ MHz; $\sigma = 2.26$ mho/m; $\epsilon_r = 53$; $\rho = 1000$ kg/m³

Phantom section: Flat Section ; Separation distance : 10 mm (The bottom side of the EUT to the Phantom)

DASY4 Configuration:

- Probe: EX3DV3 - SN3506 ; ConvF(8.34, 8.34, 8.34) ; Calibrated: 2008/12/18
- Sensor-Surface: 3mm (Mechanical Surface Detection)
- Electronics: DAE3 Sn579 ; Calibrated: 2008/3/13
- Phantom: SAM 12 ; Type: SAM V4.0 ; Serial: TP 1202
- Measurement SW: DASY4, V4.7 Build 53 ; Postprocessing SW: SEMCAD, V1.8 Build 172

High Channel 736/Area Scan (5x13x1): Measurement grid: dx=15mm, dy=15mm

Maximum value of SAR (measured) = 0.321 mW/g

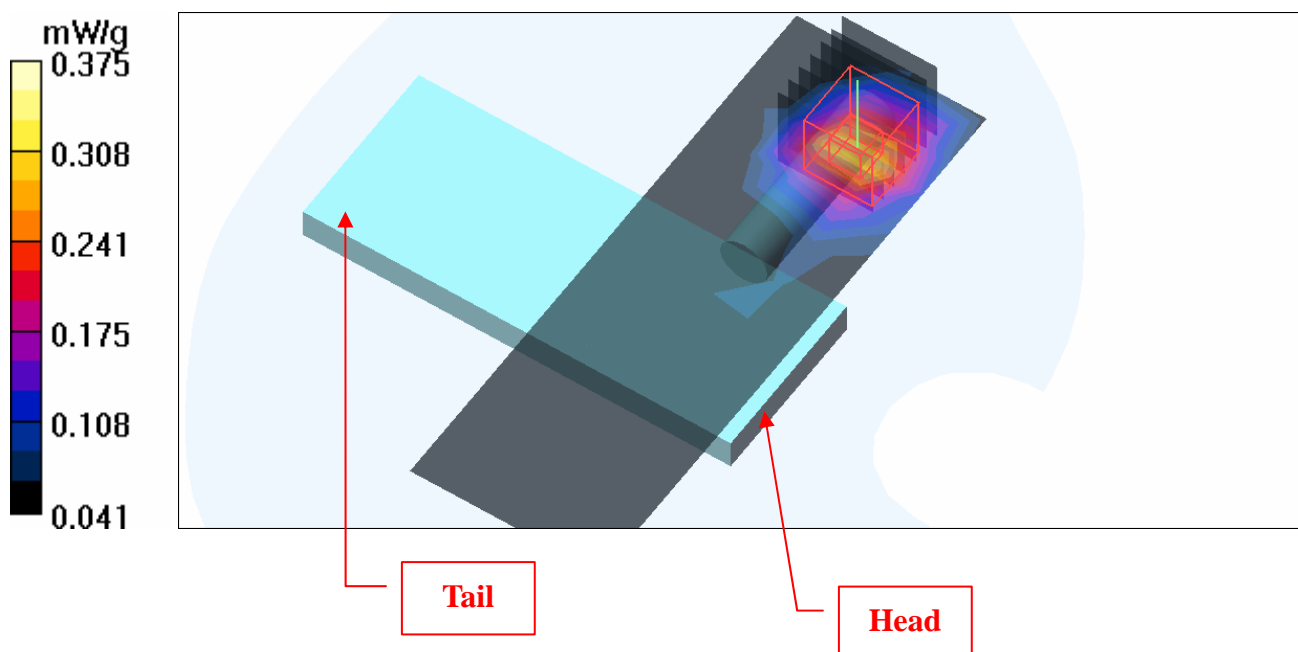
High Channel 736/Zoom Scan (7x7x7) (7x7x7)/Cube 0: Measurement grid: dx=5mm, dy=5mm, dz=5mm

Reference Value = 11.5 V/m

Peak SAR (extrapolated) = 0.445 W/kg

SAR(1 g) = **0.311 mW/g**; SAR(10 g) = 0.186 mW/g

Maximum value of SAR (measured) = 0.375 mW/g



Test Laboratory: Bureau Veritas ADT

M09-5M QPSK1_2-Ch26**DUT: WiMAX 802.16e Wave 2 PC Card ; Type: PC200**

Communication System: FCC Wimax ; Frequency: 2505 MHz ; Duty Cycle: 1:4.05 ; Modulation type: QPSK

Medium: MSL2600 Medium parameters used: $f = 2505$ MHz; $\sigma = 2.08$ mho/m; $\epsilon_r = 53.6$; $\rho = 1000$ kg/m³

Phantom section: Flat Section ; Separation distance : 10 mm (The bottom side of the EUT to the Phantom)

DASY4 Configuration:

- Probe: EX3DV3 - SN3506 ; ConvF(8.34, 8.34, 8.34) ; Calibrated: 2008/12/18
- Sensor-Surface: 3mm (Mechanical Surface Detection)
- Electronics: DAE3 Sn579 ; Calibrated: 2008/3/13
- Phantom: SAM 12 ; Type: SAM V4.0 ; Serial: TP 1202
- Measurement SW: DASY4, V4.7 Build 53 ; Postprocessing SW: SEMCAD, V1.8 Build 172

Low Channel 26/Area Scan (5x7x1): Measurement grid: dx=15mm, dy=15mm

Maximum value of SAR (measured) = 0.098 mW/g

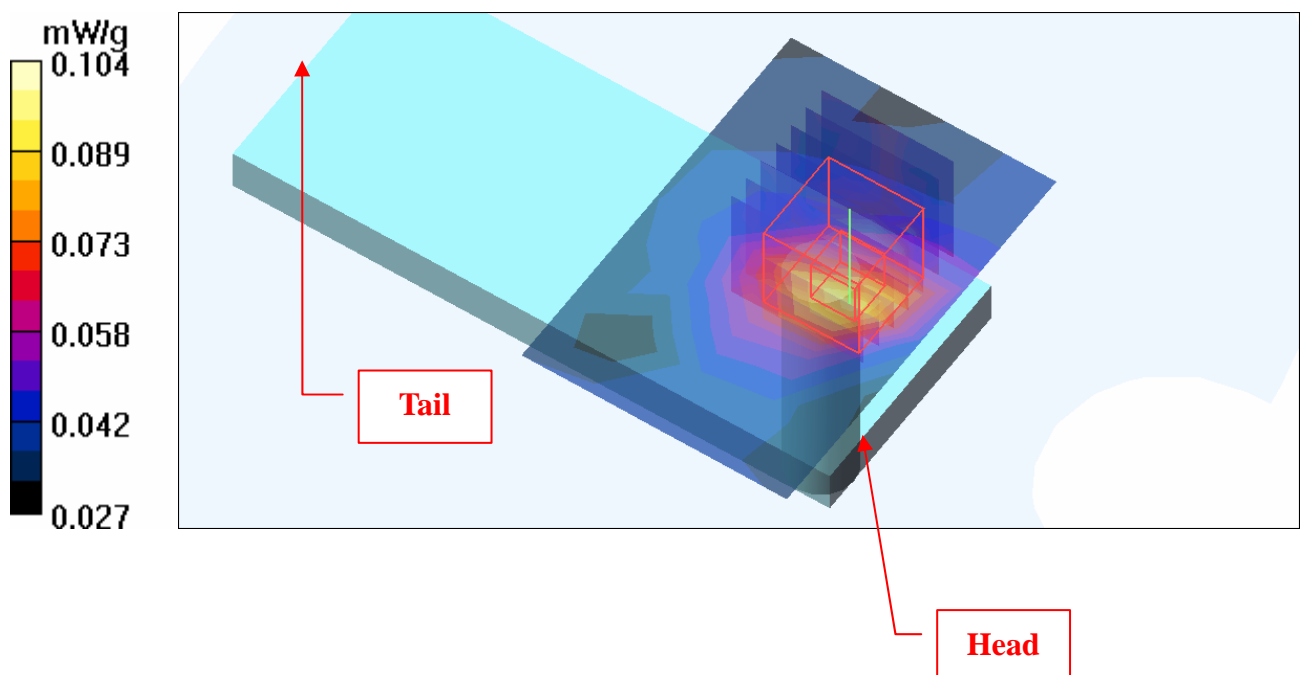
Low Channel 26/Zoom Scan (7x7x7) (7x7x7)/Cube 0: Measurement grid: dx=5mm, dy=5mm, dz=5mm

Reference Value = 4.83 V/m

Peak SAR (extrapolated) = 0.148 W/kg

SAR(1 g) = 0.076 mW/g; SAR(10 g) = 0.051 mW/g

Maximum value of SAR (measured) = 0.104 mW/g



Test Laboratory: Bureau Veritas ADT

M09-5M QPSK1_2-Ch406

DUT: WiMAX 802.16e Wave 2 PC Card ; Type: PC200

Communication System: FCC Wimax ; Frequency: 2600 MHz ; Duty Cycle: 1:4.05 ; Modulation type: QPSK

Medium: MSL2600 Medium parameters used: $f = 2600$ MHz; $\sigma = 2.17$ mho/m; $\epsilon_r = 53.3$; $\rho = 1000$ kg/m³

Phantom section: Flat Section ; Separation distance : 10 mm (The bottom side of the EUT to the Phantom)

DASY4 Configuration:

- Probe: EX3DV3 - SN3506 ; ConvF(8.34, 8.34, 8.34) ; Calibrated: 2008/12/18
- Sensor-Surface: 3mm (Mechanical Surface Detection)
- Electronics: DAE3 Sn579 ; Calibrated: 2008/3/13
- Phantom: SAM 12 ; Type: SAM V4.0 ; Serial: TP 1202
- Measurement SW: DASY4, V4.7 Build 53 ; Postprocessing SW: SEMCAD, V1.8 Build 172

Mid Channel 406/Area Scan (5x7x1): Measurement grid: dx=15mm, dy=15mm

Maximum value of SAR (measured) = 0.085 mW/g

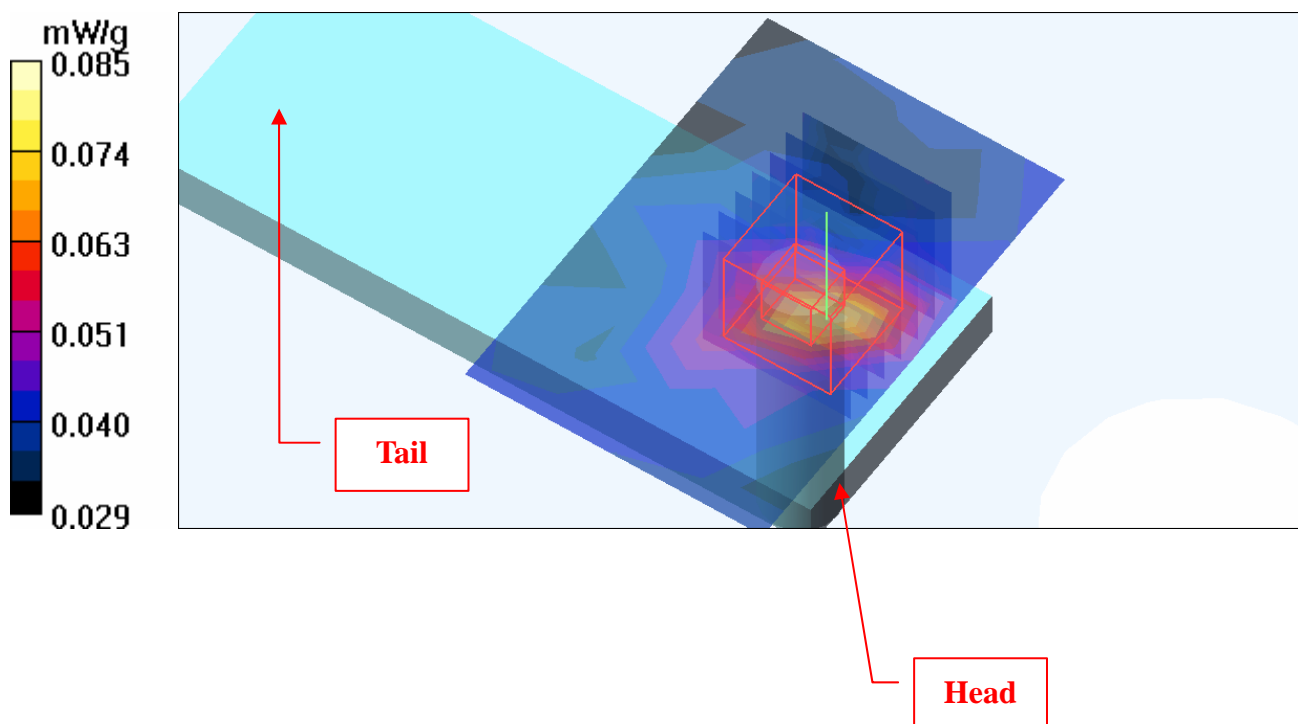
Mid Channel 406/Zoom Scan (7x7x7) (7x7x7)/Cube 0: Measurement grid: dx=5mm, dy=5mm, dz=5mm

Reference Value = 4.11 V/m

Peak SAR (extrapolated) = 0.128 W/kg

SAR(1 g) = **0.069** mW/g; SAR(10 g) = 0.054 mW/g

Maximum value of SAR (measured) = 0.084 mW/g



Test Laboratory: Bureau Veritas ADT

M09-5M QPSK1_2-Ch746**DUT: WiMAX 802.16e Wave 2 PC Card ; Type: PC200**

Communication System: FCC Wimax ; Frequency: 2685 MHz ; Duty Cycle: 1:4.05 ; Modulation type: QPSK

Medium: MSL2600 Medium parameters used: $f = 2685$ MHz; $\sigma = 2.26$ mho/m; $\epsilon_r = 53$; $\rho = 1000$ kg/m³

Phantom section: Flat Section ; Separation distance : 10 mm (The bottom side of the EUT to the Phantom)

DASY4 Configuration:

- Probe: EX3DV3 - SN3506 ; ConvF(8.34, 8.34, 8.34) ; Calibrated: 2008/12/18
- Sensor-Surface: 3mm (Mechanical Surface Detection)
- Electronics: DAE3 Sn579 ; Calibrated: 2008/3/13
- Phantom: SAM 12 ; Type: SAM V4.0 ; Serial: TP 1202
- Measurement SW: DASY4, V4.7 Build 53 ; Postprocessing SW: SEMCAD, V1.8 Build 172

High Channel 746/Area Scan (5x7x1): Measurement grid: dx=15mm, dy=15mm

Maximum value of SAR (measured) = 0.078 mW/g

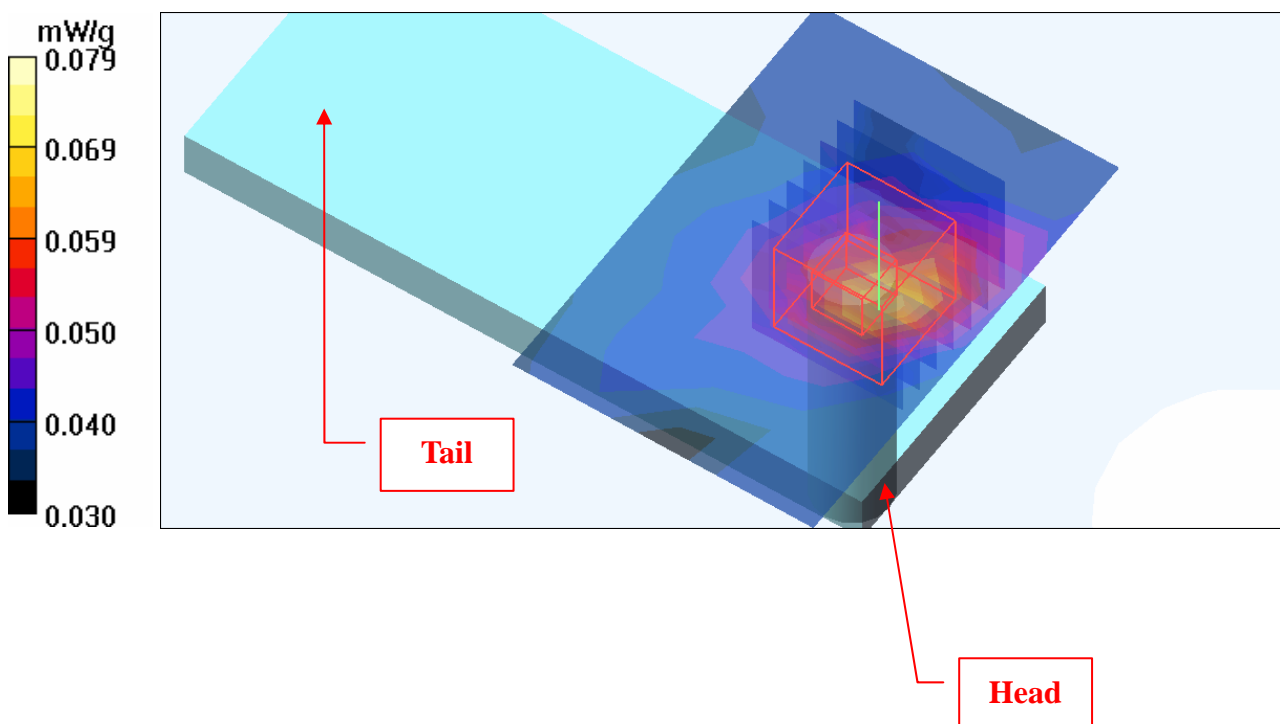
High Channel 746/Zoom Scan (7x7x7) (7x7x7)/Cube 0: Measurement grid: dx=5mm, dy=5mm, dz=5mm

Reference Value = 4.65 V/m

Peak SAR (extrapolated) = 0.107 W/kg

SAR(1 g) = **0.065** mW/g; SAR(10 g) = 0.052 mW/g

Maximum value of SAR (measured) = 0.079 mW/g



Test Laboratory: Bureau Veritas ADT

M10-5M QPSK3_4-Ch26

DUT: WiMAX 802.16e Wave 2 PC Card ; Type: PC200

Communication System: FCC Wimax ; Frequency: 2505 MHz ; Duty Cycle: 1:4.05 ; Modulation type: QPSK

Medium: MSL2600 Medium parameters used: $f = 2505$ MHz; $\sigma = 2.08$ mho/m; $\epsilon_r = 53.6$; $\rho = 1000$ kg/m³

Phantom section: Flat Section ; Separation distance : 10 mm (The bottom side of the EUT to the Phantom)

DASY4 Configuration:

- Probe: EX3DV3 - SN3506 ; ConvF(8.34, 8.34, 8.34) ; Calibrated: 2008/12/18
- Sensor-Surface: 3mm (Mechanical Surface Detection)
- Electronics: DAE3 Sn579 ; Calibrated: 2008/3/13
- Phantom: SAM 12 ; Type: SAM V4.0 ; Serial: TP 1202
- Measurement SW: DASY4, V4.7 Build 53 ; Postprocessing SW: SEMCAD, V1.8 Build 172

Low Channel 26/Area Scan (5x7x1): Measurement grid: dx=15mm, dy=15mm

Maximum value of SAR (measured) = 0.077 mW/g

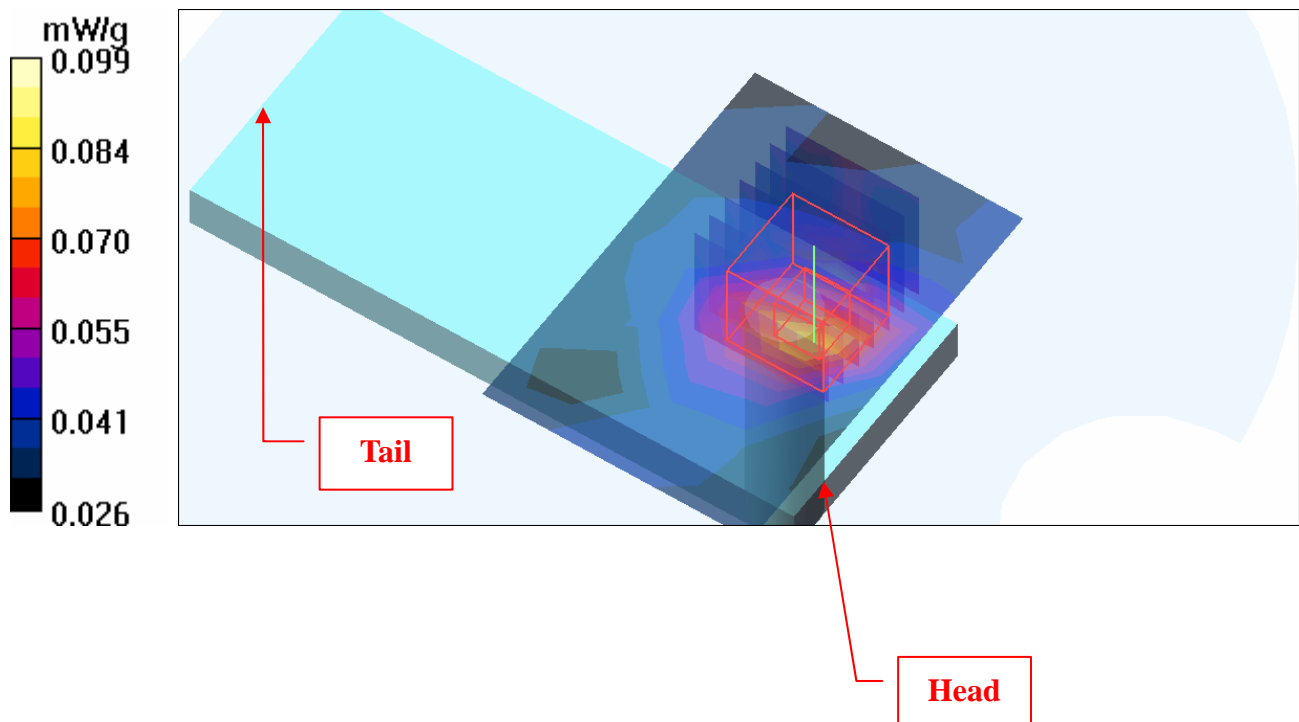
Low Channel 26/Zoom Scan (7x7x7) (7x7x7)/Cube 1: Measurement grid: dx=5mm, dy=5mm, dz=5mm

Reference Value = 4.56 V/m

Peak SAR (extrapolated) = 0.137 W/kg

SAR(1 g) = **0.069** mW/g; SAR(10 g) = 0.053 mW/g

Maximum value of SAR (measured) = 0.099 mW/g



Test Laboratory: Bureau Veritas ADT

M10-5M QPSK3_4-Ch406

DUT: WiMAX 802.16e Wave 2 PC Card ; Type: PC200

Communication System: FCC Wimax ; Frequency: 2600 MHz ; Duty Cycle: 1:4.05 ; Modulation type: QPSK

Medium: MSL2600 Medium parameters used: $f = 2600$ MHz; $\sigma = 2.17$ mho/m; $\epsilon_r = 53.3$; $\rho = 1000$ kg/m³

Phantom section: Flat Section ; Separation distance : 10 mm (The bottom side of the EUT to the Phantom)

DASY4 Configuration:

- Probe: EX3DV3 - SN3506 ; ConvF(8.34, 8.34, 8.34) ; Calibrated: 2008/12/18
- Sensor-Surface: 3mm (Mechanical Surface Detection)
- Electronics: DAE3 Sn579 ; Calibrated: 2008/3/13
- Phantom: SAM 12 ; Type: SAM V4.0 ; Serial: TP 1202
- Measurement SW: DASY4, V4.7 Build 53 ; Postprocessing SW: SEMCAD, V1.8 Build 172

Mid Channel 406/Area Scan (5x7x1): Measurement grid: dx=15mm, dy=15mm

Maximum value of SAR (measured) = 0.085 mW/g

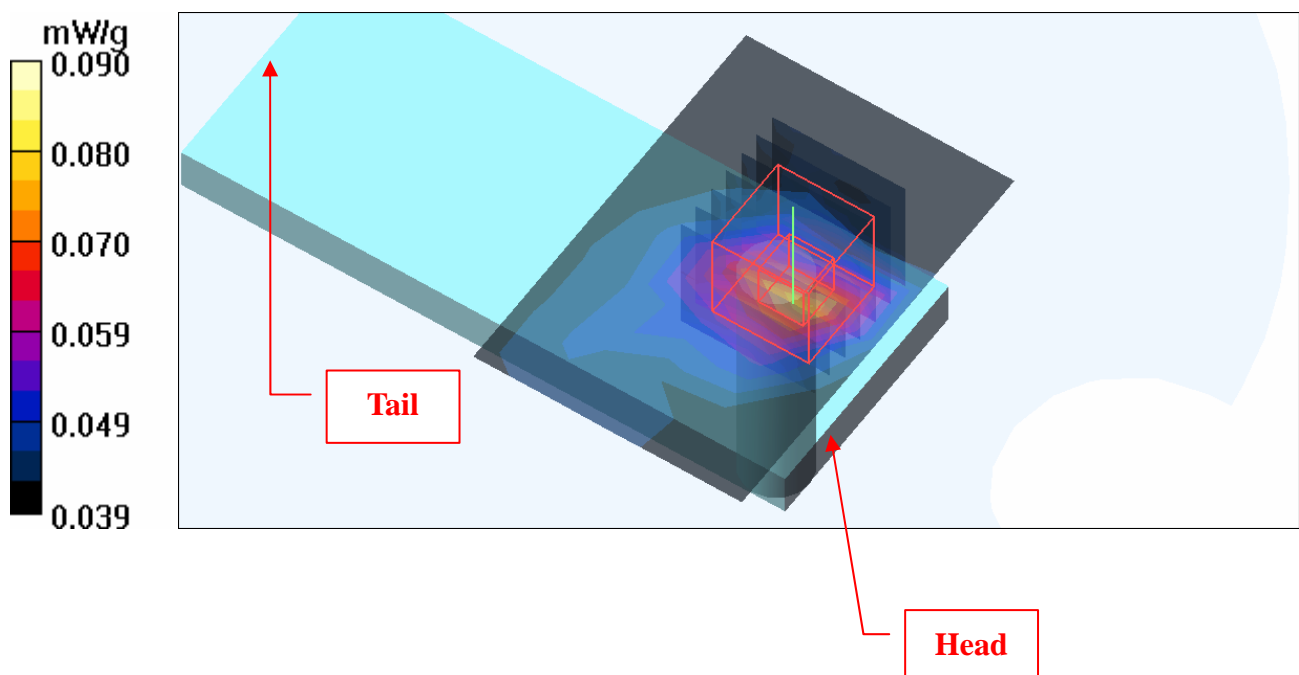
Mid Channel 406/Zoom Scan (7x7x7) (7x7x7)/Cube 0: Measurement grid: dx=5mm, dy=5mm, dz=5mm

Reference Value = 4.75 V/m

Peak SAR (extrapolated) = 0.120 W/kg

SAR(1 g) = **0.080** mW/g; SAR(10 g) = 0.060 mW/g

Maximum value of SAR (measured) = 0.090 mW/g



Test Laboratory: Bureau Veritas ADT

M10-5M QPSK3_4-Ch746**DUT: WiMAX 802.16e Wave 2 PC Card ; Type: PC200**

Communication System: FCC Wimax ; Frequency: 2685 MHz ; Duty Cycle: 1:4.05 ; Modulation type: QPSK

Medium: MSL2600 Medium parameters used: $f = 2685$ MHz; $\sigma = 2.26$ mho/m; $\epsilon_r = 53$; $\rho = 1000$ kg/m³

Phantom section: Flat Section ; Separation distance : 10 mm (The bottom side of the EUT to the Phantom)

DASY4 Configuration:

- Probe: EX3DV3 - SN3506 ; ConvF(8.34, 8.34, 8.34) ; Calibrated: 2008/12/18
- Sensor-Surface: 3mm (Mechanical Surface Detection)
- Electronics: DAE3 Sn579 ; Calibrated: 2008/3/13
- Phantom: SAM 12 ; Type: SAM V4.0 ; Serial: TP 1202
- Measurement SW: DASY4, V4.7 Build 53 ; Postprocessing SW: SEMCAD, V1.8 Build 172

High Channel 746/Area Scan (5x7x1): Measurement grid: dx=15mm, dy=15mm

Maximum value of SAR (measured) = 0.076 mW/g

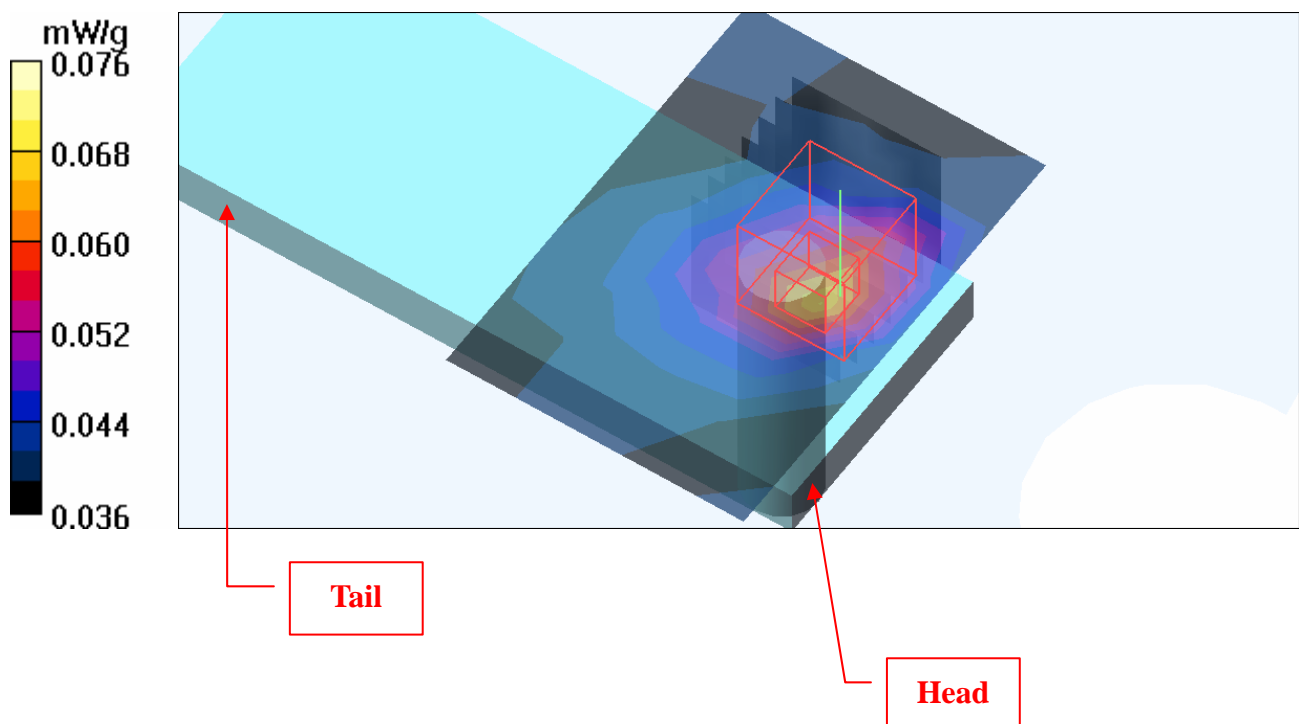
High Channel 746/Zoom Scan (7x7x7) (7x7x7)/Cube 0: Measurement grid: dx=5mm, dy=5mm, dz=5mm

Reference Value = 4.39 V/m

Peak SAR (extrapolated) = 0.133 W/kg

SAR(1 g) = 0.074 mW/g; SAR(10 g) = 0.058 mW/g

Maximum value of SAR (measured) = 0.084 mW/g



Test Laboratory: Bureau Veritas ADT

M11-5M 16Q1_2-Ch26**DUT: WiMAX 802.16e Wave 2 PC Card ; Type: PC200**

Communication System: FCC Wimax ; Frequency: 2505 MHz ; Duty Cycle: 1:4.05 ; Modulation type: 16QAM

Medium: MSL2600 Medium parameters used: $f = 2505$ MHz; $\sigma = 2.08$ mho/m; $\epsilon_r = 53.6$; $\rho = 1000$ kg/m³

Phantom section: Flat Section ; Separation distance : 10 mm (The bottom side of the EUT to the Phantom)

DASY4 Configuration:

- Probe: EX3DV3 - SN3506 ; ConvF(8.34, 8.34, 8.34) ; Calibrated: 2008/12/18
- Sensor-Surface: 3mm (Mechanical Surface Detection)
- Electronics: DAE3 Sn579 ; Calibrated: 2008/3/13
- Phantom: SAM 12 ; Type: SAM V4.0 ; Serial: TP 1202
- Measurement SW: DASY4, V4.7 Build 53 ; Postprocessing SW: SEMCAD, V1.8 Build 172

Low Channel 26/Area Scan (5x7x1): Measurement grid: $dx=15$ mm, $dy=15$ mm

Maximum value of SAR (measured) = 0.096 mW/g

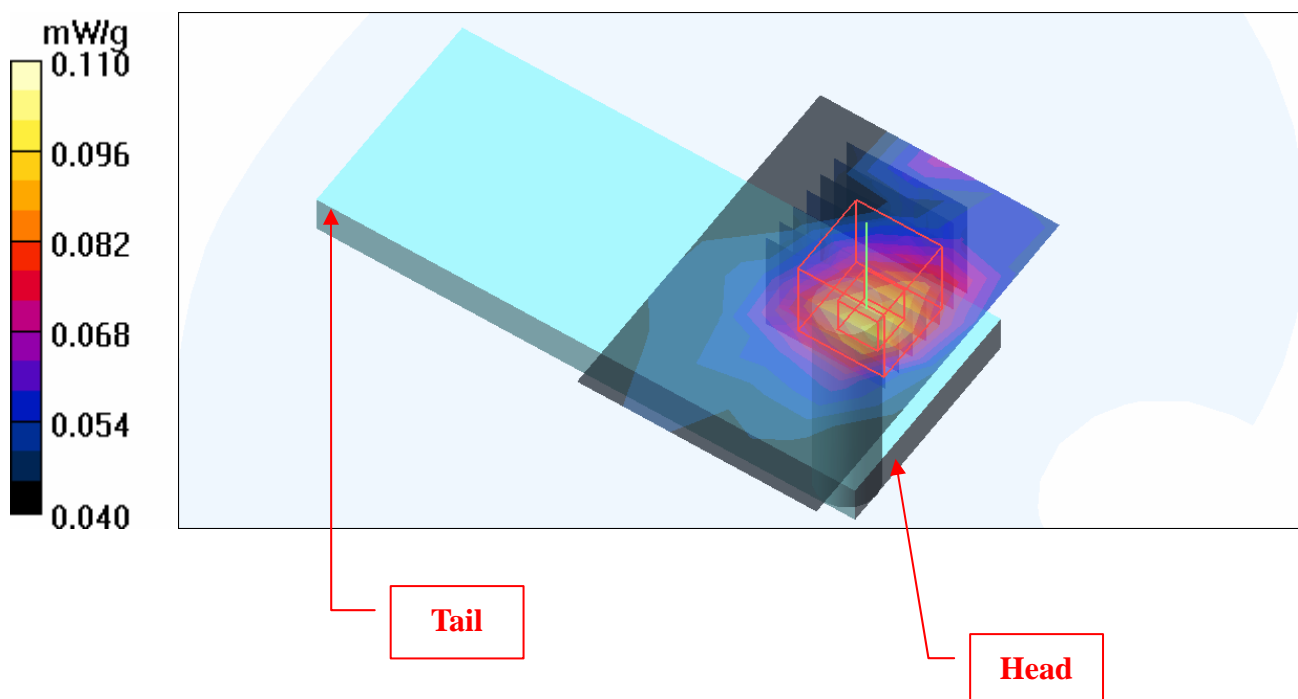
Low Channel 26/Zoom Scan (7x7x7) (7x7x7)/Cube 0: Measurement grid: $dx=5$ mm, $dy=5$ mm, $dz=5$ mm

Reference Value = 5.03 V/m

Peak SAR (extrapolated) = 0.153 W/kg

SAR(1 g) = **0.095** mW/g; SAR(10 g) = 0.068 mW/g

Maximum value of SAR (measured) = 0.110 mW/g



Test Laboratory: Bureau Veritas ADT

M11-5M 16Q1_2-Ch406**DUT: WiMAX 802.16e Wave 2 PC Card ; Type: PC200**

Communication System: FCC Wimax ; Frequency: 2600 MHz ; Duty Cycle: 1:4.05 ; Modulation type: 16QAM

Medium: MSL2600 Medium parameters used: $f = 2600$ MHz; $\sigma = 2.17$ mho/m; $\epsilon_r = 53.3$; $\rho = 1000$ kg/m³

Phantom section: Flat Section ; Separation distance : 10 mm (The bottom side of the EUT to the Phantom)

DASY4 Configuration:

- Probe: EX3DV3 - SN3506 ; ConvF(8.34, 8.34, 8.34) ; Calibrated: 2008/12/18
- Sensor-Surface: 3mm (Mechanical Surface Detection)
- Electronics: DAE3 Sn579 ; Calibrated: 2008/3/13
- Phantom: SAM 12 ; Type: SAM V4.0 ; Serial: TP 1202
- Measurement SW: DASY4, V4.7 Build 53 ; Postprocessing SW: SEMCAD, V1.8 Build 172

Mid Channel 406/Area Scan (5x7x1): Measurement grid: dx=15mm, dy=15mm

Maximum value of SAR (measured) = 0.093 mW/g

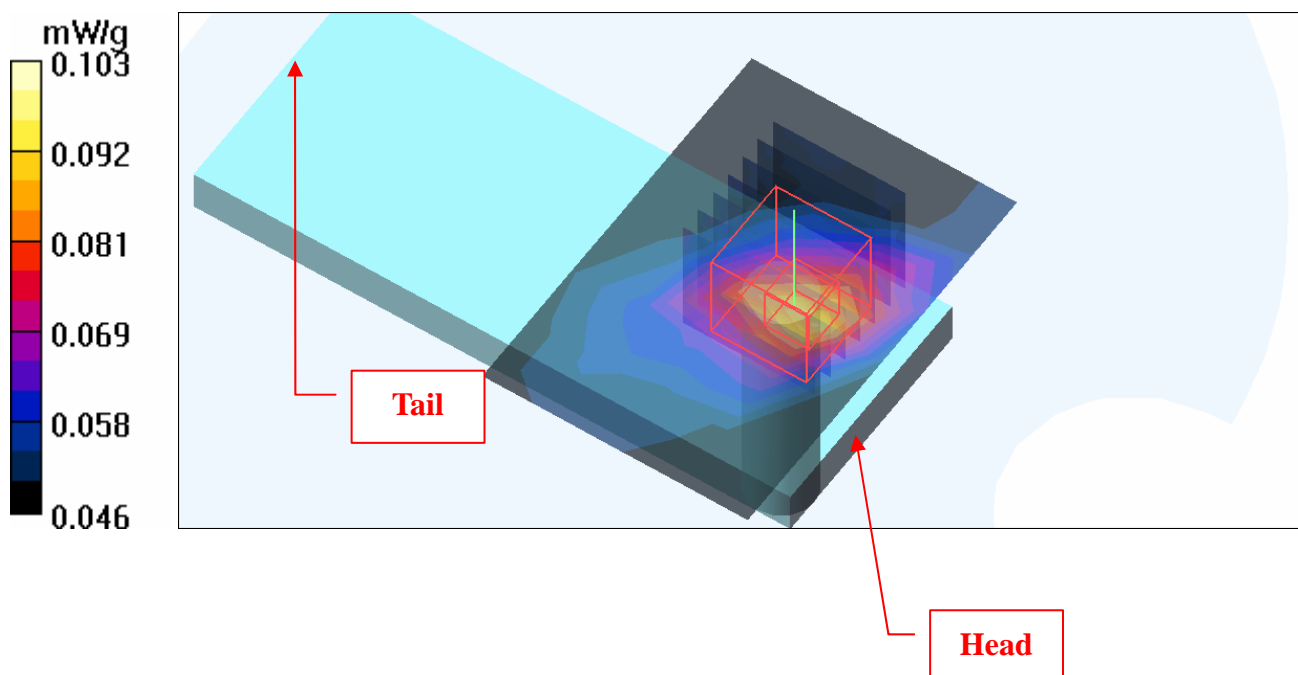
Mid Channel 406/Zoom Scan (7x7x7) (7x7x7)/Cube 0: Measurement grid: dx=5mm, dy=5mm, dz=5mm

Reference Value = 4.98 V/m

Peak SAR (extrapolated) = 0.132 W/kg

SAR(1 g) = 0.088 mW/g; SAR(10 g) = 0.067 mW/g

Maximum value of SAR (measured) = 0.103 mW/g



Test Laboratory: Bureau Veritas ADT

M11-5M 16Q1_2-Ch746 ANT_90

DUT: WiMAX 802.16e Wave 2 PC Card ; Type: PC200

Communication System: FCC Wimax ; Frequency: 2685 MHz ; Duty Cycle: 1:4.05 ; Modulation type: 16QAM

Medium: MSL2600 Medium parameters used: $f = 2685$ MHz; $\sigma = 2.26$ mho/m; $\epsilon_r = 53$; $\rho = 1000$ kg/m³

Phantom section: Flat Section ; Separation distance : 10 mm (The bottom side of the EUT to the Phantom)

DASY4 Configuration:

- Probe: EX3DV3 - SN3506 ; ConvF(8.34, 8.34, 8.34) ; Calibrated: 2008/12/18
- Sensor-Surface: 3mm (Mechanical Surface Detection)
- Electronics: DAE3 Sn579 ; Calibrated: 2008/3/13
- Phantom: SAM 12 ; Type: SAM V4.0 ; Serial: TP 1202
- Measurement SW: DASY4, V4.7 Build 53 ; Postprocessing SW: SEMCAD, V1.8 Build 172

High Channel 746/Area Scan (5x7x1): Measurement grid: dx=15mm, dy=15mm

Maximum value of SAR (measured) = 0.087 mW/g

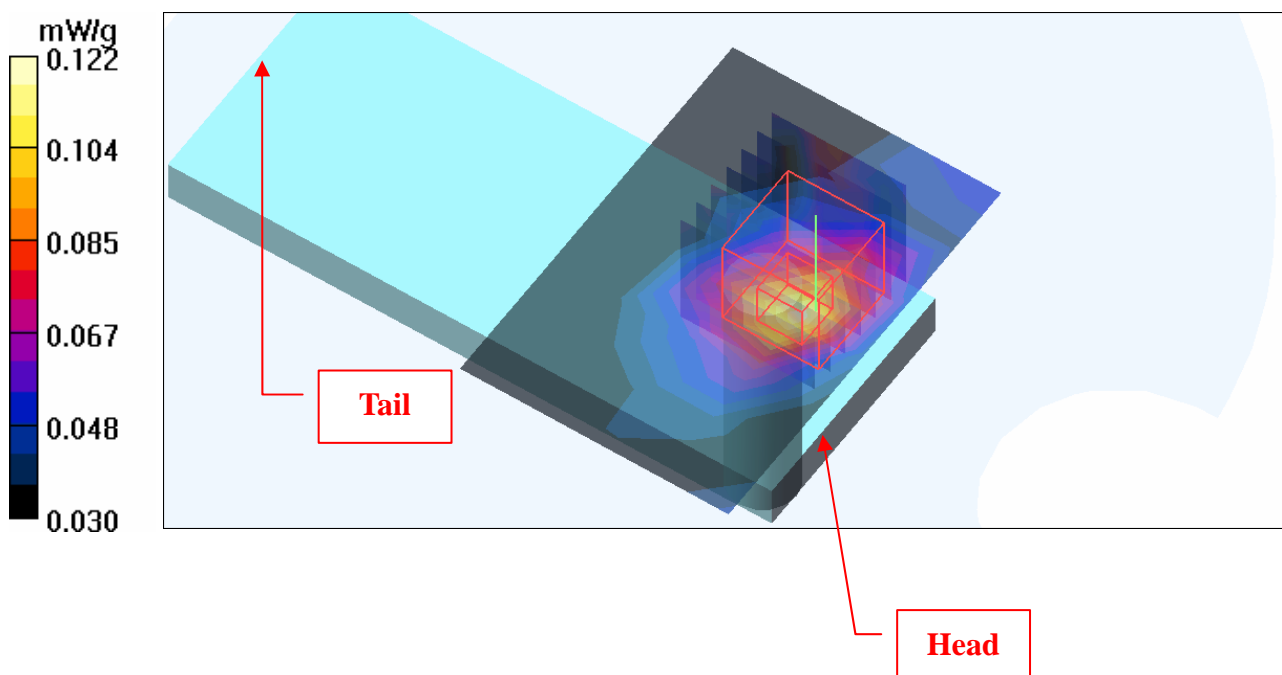
High Channel 746/Zoom Scan (7x7x7) (7x7x7)/Cube 0: Measurement grid: dx=5mm, dy=5mm, dz=5mm

Reference Value = 5.09 V/m

Peak SAR (extrapolated) = 0.130 W/kg

SAR(1 g) = 0.080 mW/g; SAR(10 g) = 0.066 mW/g

Maximum value of SAR (measured) = 0.122 mW/g



Test Laboratory: Bureau Veritas ADT

M12-5M 16Q3_4-Ch26

DUT: WiMAX 802.16e Wave 2 PC Card ; Type: PC200

Communication System: FCC Wimax ; Frequency: 2505 MHz ; Duty Cycle: 1:4.05 ; Modulation type: 16QAM

Medium: MSL2600 Medium parameters used: $f = 2505$ MHz; $\sigma = 2.08$ mho/m; $\epsilon_r = 53.6$; $\rho = 1000$ kg/m³

Phantom section: Flat Section ; Separation distance : 10 mm (The bottom side of the EUT to the Phantom)

DASY4 Configuration:

- Probe: EX3DV3 - SN3506 ; ConvF(8.34, 8.34, 8.34) ; Calibrated: 2008/12/18
- Sensor-Surface: 3mm (Mechanical Surface Detection)
- Electronics: DAE3 Sn579 ; Calibrated: 2008/3/13
- Phantom: SAM 12 ; Type: SAM V4.0 ; Serial: TP 1202
- Measurement SW: DASY4, V4.7 Build 53 ; Postprocessing SW: SEMCAD, V1.8 Build 172

Low Channel 26/Area Scan (5x7x1): Measurement grid: dx=15mm, dy=15mm

Maximum value of SAR (measured) = 0.097 mW/g

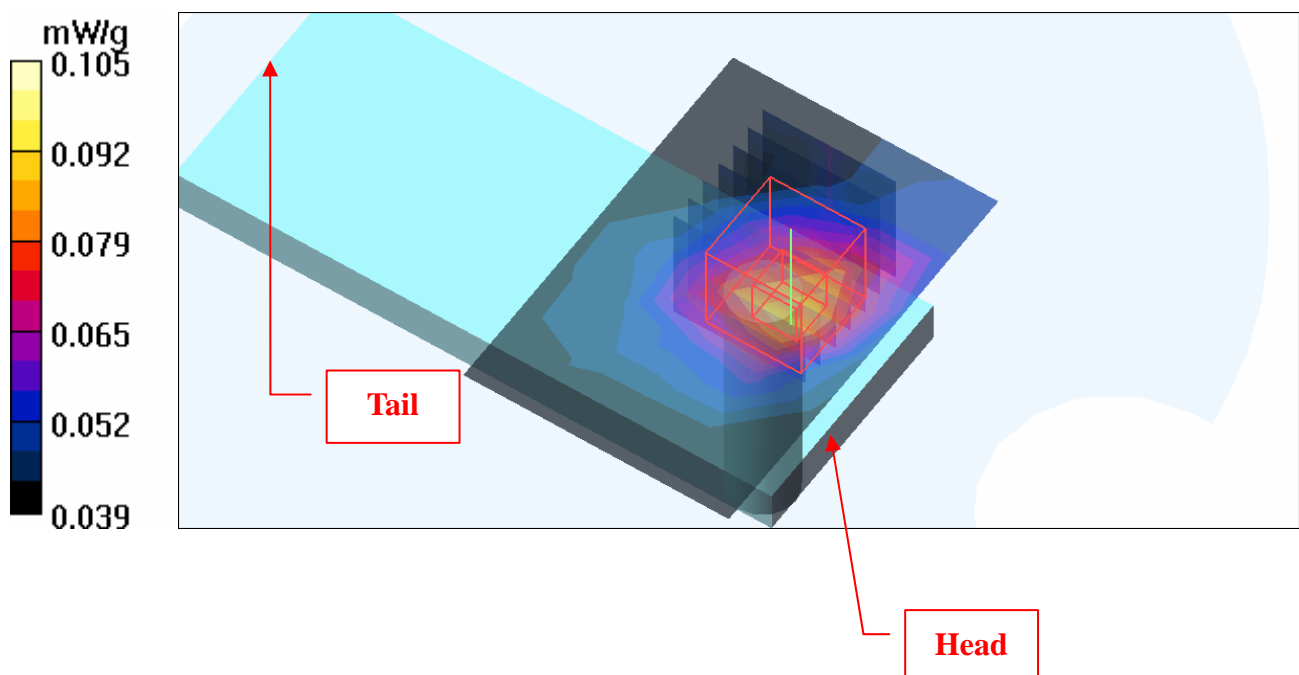
Low Channel 26/Zoom Scan (7x7x7) (7x7x7)/Cube 0: Measurement grid: dx=5mm, dy=5mm, dz=5mm

Reference Value = 5.02 V/m

Peak SAR (extrapolated) = 0.147 W/kg

SAR(1 g) = 0.093 mW/g; SAR(10 g) = 0.067 mW/g

Maximum value of SAR (measured) = 0.105 mW/g



Test Laboratory: Bureau Veritas ADT

M12-5M 16Q3_4-Ch406

DUT: WiMAX 802.16e Wave 2 PC Card ; Type: PC200

Communication System: FCC Wimax ; Frequency: 2600 MHz ; Duty Cycle: 1:4.05 ; Modulation type: 16QAM

Medium: MSL2600 Medium parameters used: $f = 2600$ MHz; $\sigma = 2.17$ mho/m; $\epsilon_r = 53.3$; $\rho = 1000$ kg/m³

Phantom section: Flat Section ; Separation distance : 10 mm (The bottom side of the EUT to the Phantom)

DASY4 Configuration:

- Probe: EX3DV3 - SN3506 ; ConvF(8.34, 8.34, 8.34) ; Calibrated: 2008/12/18
- Sensor-Surface: 3mm (Mechanical Surface Detection)
- Electronics: DAE3 Sn579 ; Calibrated: 2008/3/13
- Phantom: SAM 12 ; Type: SAM V4.0 ; Serial: TP 1202
- Measurement SW: DASY4, V4.7 Build 53 ; Postprocessing SW: SEMCAD, V1.8 Build 172

Mid Channel 406/Area Scan (5x7x1): Measurement grid: dx=15mm, dy=15mm

Maximum value of SAR (measured) = 0.091 mW/g

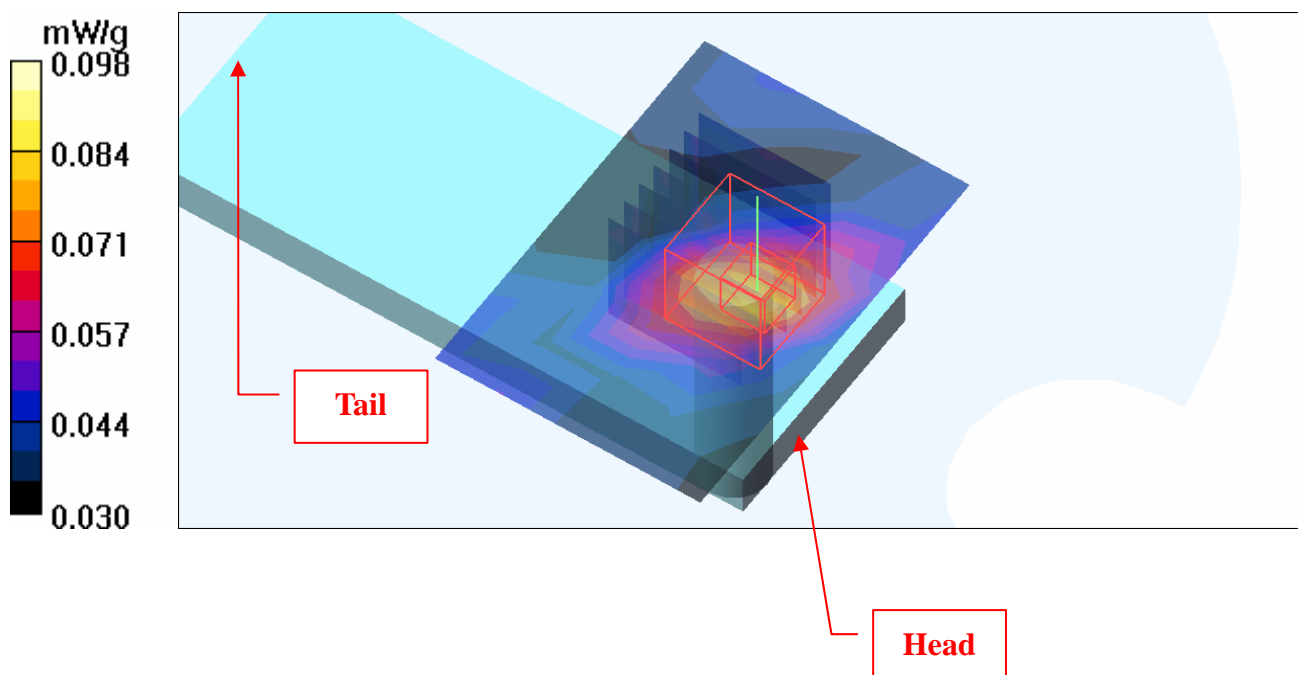
Mid Channel 406/Zoom Scan (7x7x7) (7x7x7)/Cube 0: Measurement grid: dx=5mm, dy=5mm, dz=5mm

Reference Value = 4.94 V/m

Peak SAR (extrapolated) = 0.128 W/kg

SAR(1 g) = 0.087 mW/g; SAR(10 g) = 0.066 mW/g

Maximum value of SAR (measured) = 0.098 mW/g



Test Laboratory: Bureau Veritas ADT

M12-5M 16Q3_4-Ch746

DUT: WiMAX 802.16e Wave 2 PC Card ; Type: PC200

Communication System: FCC Wimax ; Frequency: 2685 MHz ; Duty Cycle: 1:4.05 ; Modulation type: 16QAM

Medium: MSL2600 Medium parameters used: $f = 2685$ MHz; $\sigma = 2.26$ mho/m; $\epsilon_r = 53$; $\rho = 1000$ kg/m³

Phantom section: Flat Section ; Separation distance : 10 mm (The bottom side of the EUT to the Phantom)

DASY4 Configuration:

- Probe: EX3DV3 - SN3506 ; ConvF(8.34, 8.34, 8.34) ; Calibrated: 2008/12/18
- Sensor-Surface: 3mm (Mechanical Surface Detection)
- Electronics: DAE3 Sn579 ; Calibrated: 2008/3/13
- Phantom: SAM 12 ; Type: SAM V4.0 ; Serial: TP 1202
- Measurement SW: DASY4, V4.7 Build 53 ; Postprocessing SW: SEMCAD, V1.8 Build 172

High Channel 746/Area Scan (5x7x1): Measurement grid: dx=15mm, dy=15mm

Maximum value of SAR (measured) = 0.085 mW/g

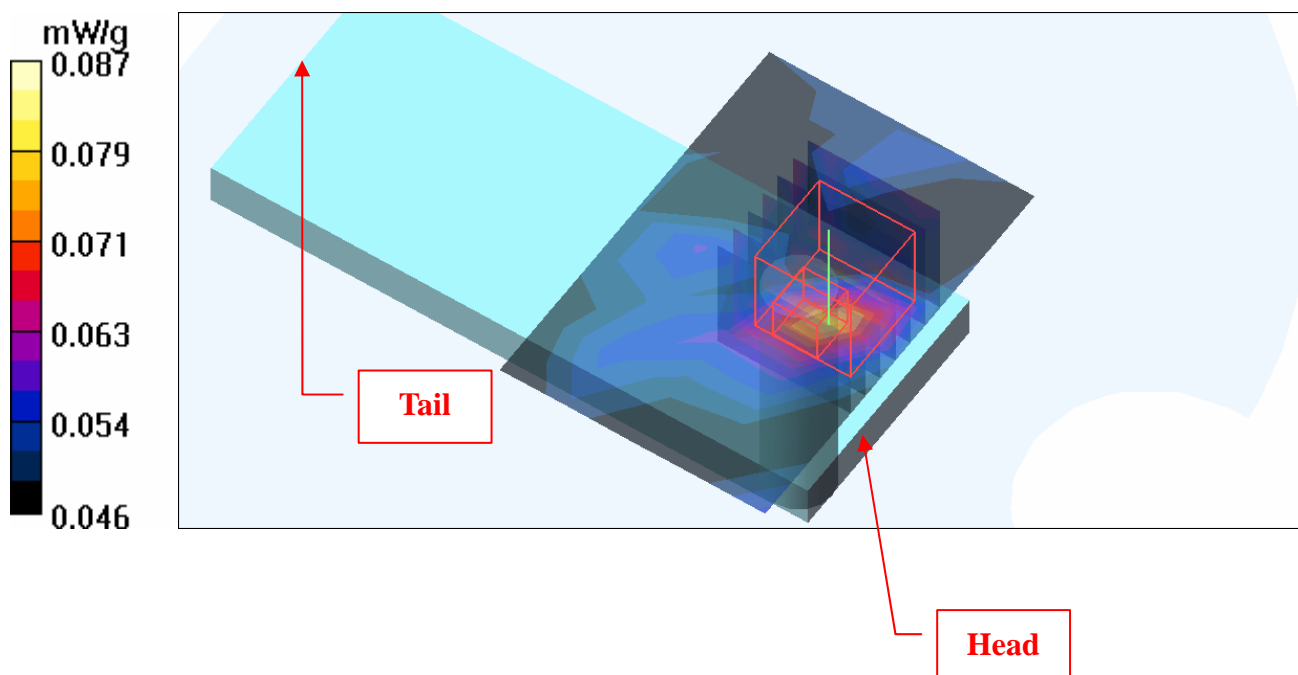
High Channel 746/Zoom Scan (7x7x7) (7x7x7)/Cube 0: Measurement grid: dx=5mm, dy=5mm, dz=5mm

Reference Value = 4.92 V/m

Peak SAR (extrapolated) = 0.109 W/kg

SAR(1 g) = **0.076** mW/g; SAR(10 g) = 0.064 mW/g

Maximum value of SAR (measured) = 0.087 mW/g



Test Laboratory: Bureau Veritas ADT

M13-10M QPSK1_2-Ch16

DUT: WiMAX 802.16e Wave 2 PC Card ; Type: PC200

Communication System: FCC Wimax ; Frequency: 2505 MHz ; Duty Cycle: 1:4.05 ; Modulation type: QPSK

Medium: MSL2600 Medium parameters used: $f = 2505$ MHz; $\sigma = 2.08$ mho/m; $\epsilon_r = 53.6$; $\rho = 1000$ kg/m³

Phantom section: Flat Section ; Separation distance : 10 mm (The bottom side of the EUT to the Phantom)

DASY4 Configuration:

- Probe: EX3DV3 - SN3506 ; ConvF(8.34, 8.34, 8.34) ; Calibrated: 2008/12/18
- Sensor-Surface: 3mm (Mechanical Surface Detection)
- Electronics: DAE3 Sn579 ; Calibrated: 2008/3/13
- Phantom: SAM 12 ; Type: SAM V4.0 ; Serial: TP 1202
- Measurement SW: DASY4, V4.7 Build 53 ; Postprocessing SW: SEMCAD, V1.8 Build 172

Low Channel 16/Area Scan (5x7x1): Measurement grid: dx=15mm, dy=15mm

Maximum value of SAR (measured) = 0.068 mW/g

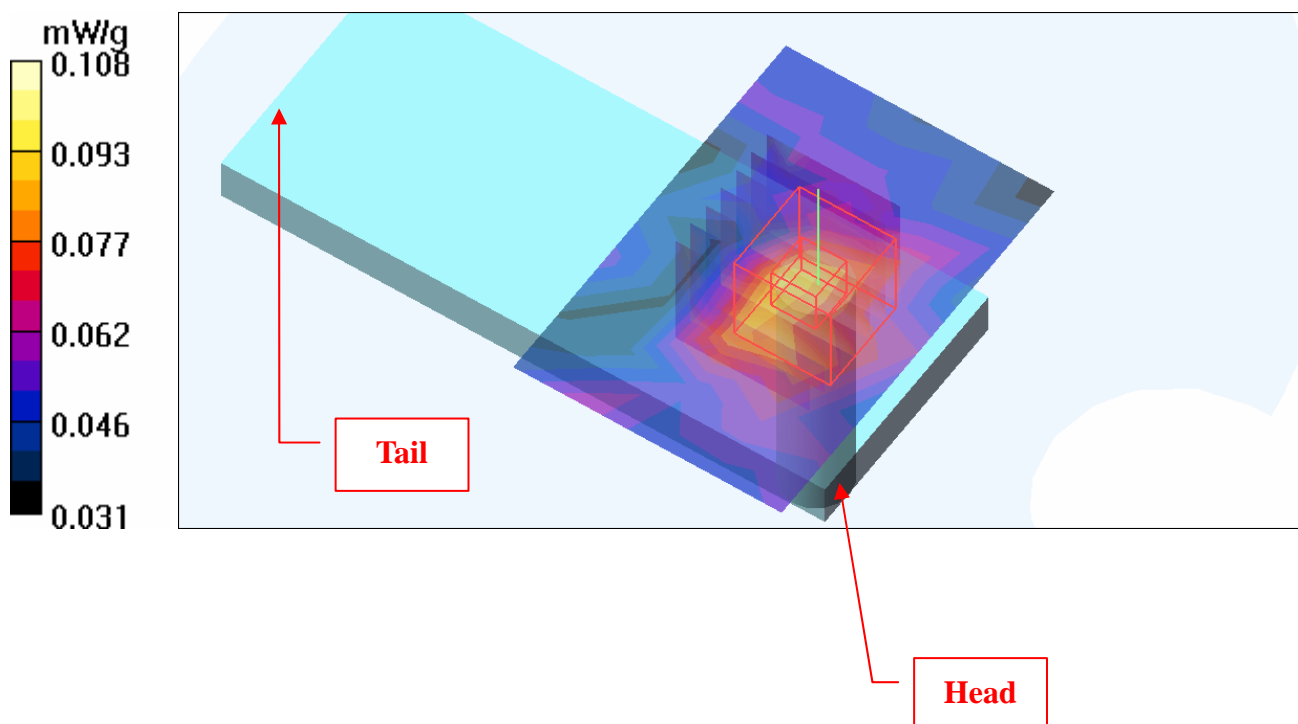
Low Channel 16/Zoom Scan (7x7x7) (7x7x7)/Cube 0: Measurement grid: dx=5mm, dy=5mm, dz=5mm

Reference Value = 4.63 V/m

Peak SAR (extrapolated) = 0.138 W/kg

SAR(1 g) = 0.091 mW/g; SAR(10 g) = 0.069 mW/g

Maximum value of SAR (measured) = 0.108 mW/g



Test Laboratory: Bureau Veritas ADT

M13-10M QPSK1_2-Ch396**DUT: WiMAX 802.16e Wave 2 PC Card ; Type: PC200**

Communication System: FCC Wimax ; Frequency: 2600 MHz ; Duty Cycle: 1:4.05 ; Modulation type: QPSK

Medium: MSL2600 Medium parameters used: $f = 2600$ MHz; $\sigma = 2.17$ mho/m; $\epsilon_r = 53.3$; $\rho = 1000$ kg/m³

Phantom section: Flat Section ; Separation distance : 10 mm (The bottom side of the EUT to the Phantom)

DASY4 Configuration:

- Probe: EX3DV3 - SN3506 ; ConvF(8.34, 8.34, 8.34) ; Calibrated: 2008/12/18
- Sensor-Surface: 3mm (Mechanical Surface Detection)
- Electronics: DAE3 Sn579 ; Calibrated: 2008/3/13
- Phantom: SAM 12 ; Type: SAM V4.0 ; Serial: TP 1202
- Measurement SW: DASY4, V4.7 Build 53 ; Postprocessing SW: SEMCAD, V1.8 Build 172

Mid Channel 396/Area Scan (5x7x1): Measurement grid: dx=15mm, dy=15mm

Maximum value of SAR (measured) = 0.089 mW/g

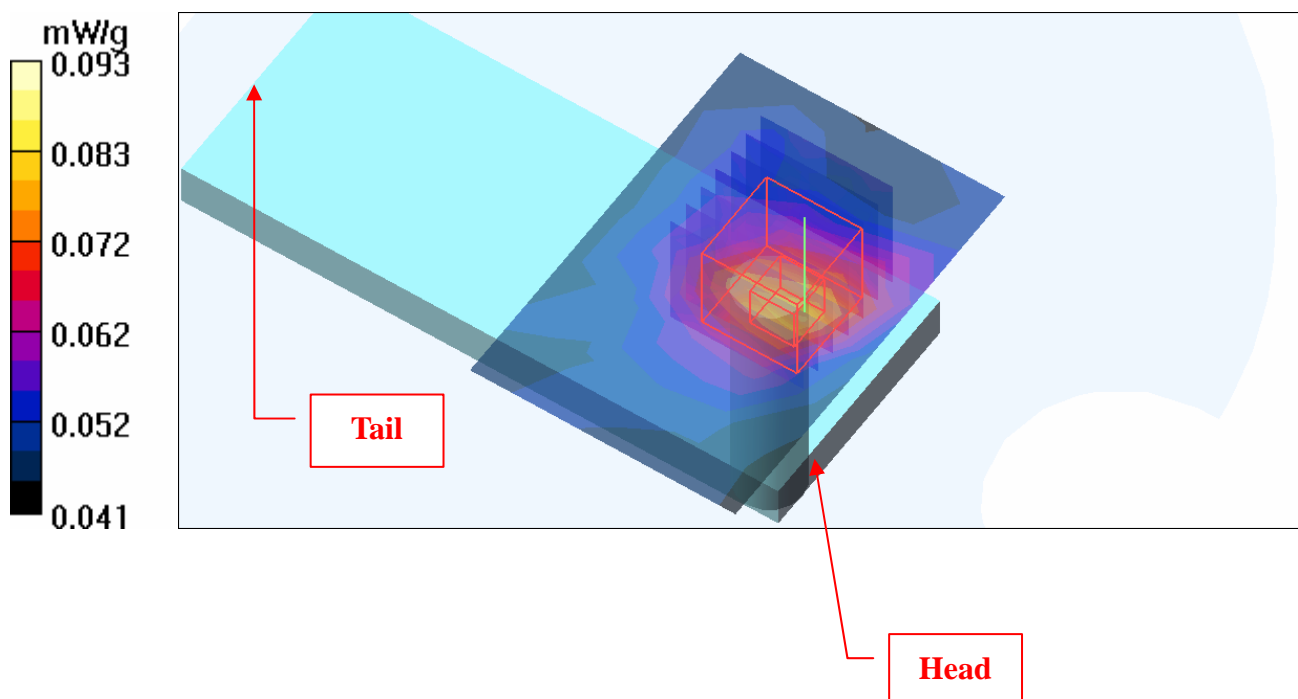
Mid Channel 396/Zoom Scan (7x7x7) (7x7x7)/Cube 0: Measurement grid: dx=5mm, dy=5mm, dz=5mm

Reference Value = 5.37 V/m

Peak SAR (extrapolated) = 0.206 W/kg

SAR(1 g) = **0.083 mW/g**; SAR(10 g) = 0.063 mW/g

Maximum value of SAR (measured) = 0.093 mW/g



Test Laboratory: Bureau Veritas ADT

M13-10M QPSK1_2-Ch736**DUT: WiMAX 802.16e Wave 2 PC Card ; Type: PC200**

Communication System: FCC Wimax ; Frequency: 2685 MHz ; Duty Cycle: 1:4.05 ; Modulation type: QPSK

Medium: MSL2600 Medium parameters used: $f = 2685$ MHz; $\sigma = 2.26$ mho/m; $\epsilon_r = 53$; $\rho = 1000$ kg/m³

Phantom section: Flat Section ; Separation distance : 10 mm (The bottom side of the EUT to the Phantom)

DASY4 Configuration:

- Probe: EX3DV3 - SN3506 ; ConvF(8.34, 8.34, 8.34) ; Calibrated: 2008/12/18
- Sensor-Surface: 3mm (Mechanical Surface Detection)
- Electronics: DAE3 Sn579 ; Calibrated: 2008/3/13
- Phantom: SAM 12 ; Type: SAM V4.0 ; Serial: TP 1202
- Measurement SW: DASY4, V4.7 Build 53 ; Postprocessing SW: SEMCAD, V1.8 Build 172

High Channel 736/Area Scan (5x7x1): Measurement grid: dx=15mm, dy=15mm

Maximum value of SAR (measured) = 0.090 mW/g

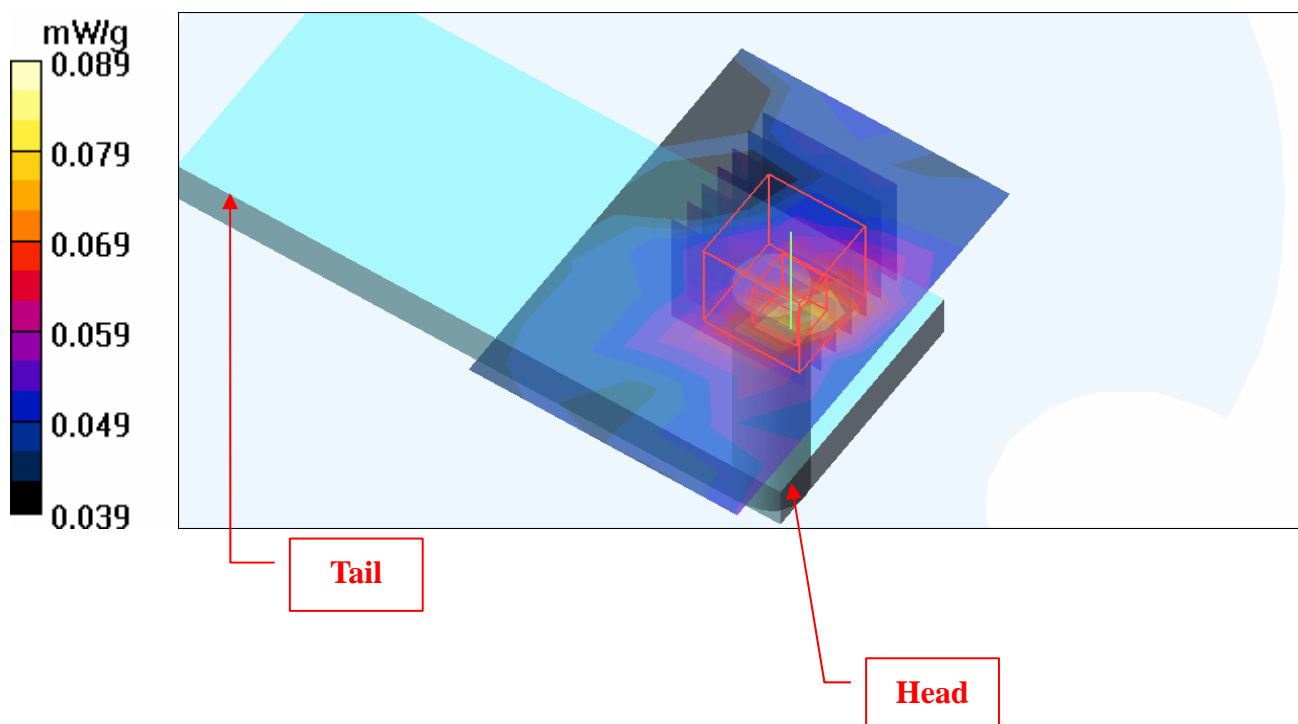
High Channel 736/Zoom Scan (7x7x7) (7x7x7)/Cube 0: Measurement grid: dx=5mm, dy=5mm, dz=5mm

Reference Value = 4.84 V/m

Peak SAR (extrapolated) = 0.118 W/kg

SAR(1 g) = 0.079 mW/g; SAR(10 g) = 0.066 mW/g

Maximum value of SAR (measured) = 0.089 mW/g



Test Laboratory: Bureau Veritas ADT

M14-10M QPSK3_4-Ch16**DUT: WiMAX 802.16e Wave 2 PC Card ; Type: PC200**

Communication System: FCC Wimax ; Frequency: 2505 MHz ; Duty Cycle: 1:4.05 ; Modulation type: QPSK

Medium: MSL2600 Medium parameters used: $f = 2505$ MHz; $\sigma = 2.08$ mho/m; $\epsilon_r = 53.6$; $\rho = 1000$ kg/m³

Phantom section: Flat Section ; Separation distance : 10 mm (The bottom side of the EUT to the Phantom)

DASY4 Configuration:

- Probe: EX3DV3 - SN3506 ; ConvF(8.34, 8.34, 8.34) ; Calibrated: 2008/12/18
- Sensor-Surface: 3mm (Mechanical Surface Detection)
- Electronics: DAE3 Sn579 ; Calibrated: 2008/3/13
- Phantom: SAM 12 ; Type: SAM V4.0 ; Serial: TP 1202
- Measurement SW: DASY4, V4.7 Build 53 ; Postprocessing SW: SEMCAD, V1.8 Build 172

Low Channel 16/Area Scan (5x7x1): Measurement grid: dx=15mm, dy=15mm

Maximum value of SAR (measured) = 0.107 mW/g

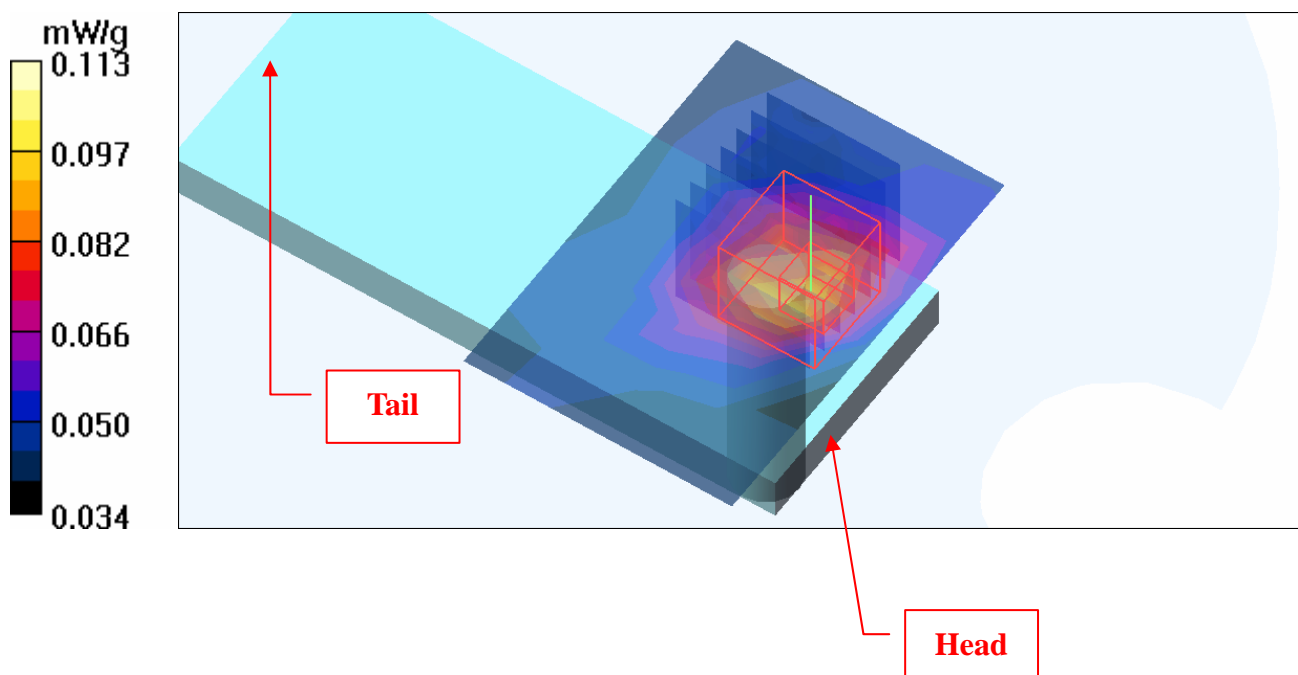
Low Channel 16/Zoom Scan (7x7x7) (7x7x7)/Cube 0: Measurement grid: dx=5mm, dy=5mm, dz=5mm

Reference Value = 5.09 V/m

Peak SAR (extrapolated) = 0.172 W/kg

SAR(1 g) = **0.093 mW/g**; SAR(10 g) = 0.069 mW/g

Maximum value of SAR (measured) = 0.113 mW/g



Test Laboratory: Bureau Veritas ADT

M14-10M QPSK3_4-Ch396**DUT: WiMAX 802.16e Wave 2 PC Card ; Type: PC200**

Communication System: FCC Wimax ; Frequency: 2600 MHz ; Duty Cycle: 1:4.05 ; Modulation type: QPSK

Medium: MSL2600 Medium parameters used: $f = 2600$ MHz; $\sigma = 2.17$ mho/m; $\epsilon_r = 53.3$; $\rho = 1000$ kg/m³

Phantom section: Flat Section ; Separation distance : 10 mm (The bottom side of the EUT to the Phantom)

DASY4 Configuration:

- Probe: EX3DV3 - SN3506 ; ConvF(8.34, 8.34, 8.34) ; Calibrated: 2008/12/18
- Sensor-Surface: 3mm (Mechanical Surface Detection)
- Electronics: DAE3 Sn579 ; Calibrated: 2008/3/13
- Phantom: SAM 12 ; Type: SAM V4.0 ; Serial: TP 1202
- Measurement SW: DASY4, V4.7 Build 53 ; Postprocessing SW: SEMCAD, V1.8 Build 172

Mid Channel 396/Area Scan (5x7x1): Measurement grid: dx=15mm, dy=15mm

Maximum value of SAR (measured) = 0.088 mW/g

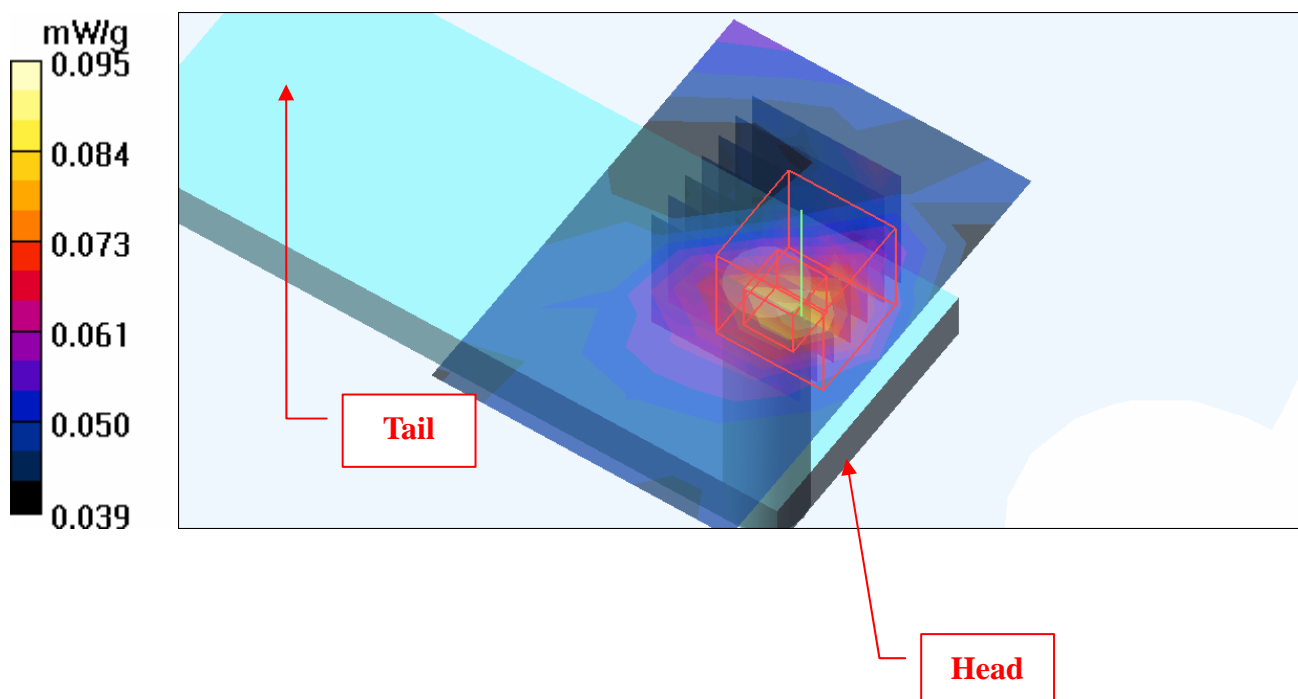
Mid Channel 396/Zoom Scan (7x7x7) (7x7x7)/Cube 0: Measurement grid: dx=5mm, dy=5mm, dz=5mm

Reference Value = 4.70 V/m

Peak SAR (extrapolated) = 0.194 W/kg

SAR(1 g) = **0.085 mW/g**; SAR(10 g) = 0.065 mW/g

Maximum value of SAR (measured) = 0.095 mW/g



Test Laboratory: Bureau Veritas ADT

M14-10M QPSK3_4-Ch736

DUT: WiMAX 802.16e Wave 2 PC Card ; Type: PC200

Communication System: FCC Wimax ; Frequency: 2685 MHz ; Duty Cycle: 1:4.05 ; Modulation type: QPSK

Medium: MSL2600 Medium parameters used: $f = 2685$ MHz; $\sigma = 2.26$ mho/m; $\epsilon_r = 53$; $\rho = 1000$ kg/m³

Phantom section: Flat Section ; Separation distance : 10 mm (The bottom side of the EUT to the Phantom)

DASY4 Configuration:

- Probe: EX3DV3 - SN3506 ; ConvF(8.34, 8.34, 8.34) ; Calibrated: 2008/12/18
- Sensor-Surface: 3mm (Mechanical Surface Detection)
- Electronics: DAE3 Sn579 ; Calibrated: 2008/3/13
- Phantom: SAM 12 ; Type: SAM V4.0 ; Serial: TP 1202
- Measurement SW: DASY4, V4.7 Build 53 ; Postprocessing SW: SEMCAD, V1.8 Build 172

High Channel 736/Area Scan (5x7x1): Measurement grid: dx=15mm, dy=15mm

Maximum value of SAR (measured) = 0.068 mW/g

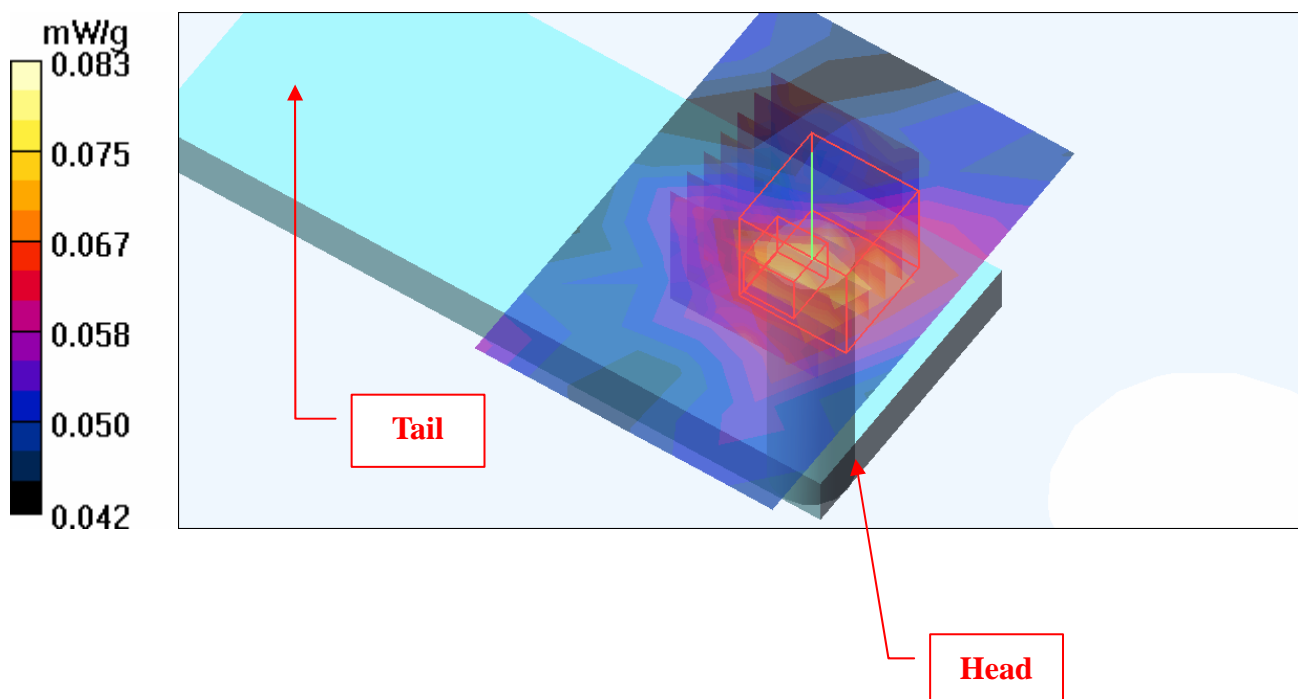
High Channel 736/Zoom Scan (7x7x7) (7x7x7)/Cube 0: Measurement grid: dx=5mm, dy=5mm, dz=5mm

Reference Value = 4.81 V/m

Peak SAR (extrapolated) = 0.171 W/kg

SAR(1 g) = 0.071 mW/g; SAR(10 g) = 0.061 mW/g

Maximum value of SAR (measured) = 0.083 mW/g



Test Laboratory: Bureau Veritas ADT

M15-10M 16Q1_2-Ch16**DUT: WiMAX 802.16e Wave 2 PC Card ; Type: PC200**

Communication System: FCC Wimax ; Frequency: 2505 MHz ; Duty Cycle: 1:4.05 ; Modulation type: 16QAM

Medium: MSL2600 Medium parameters used: $f = 2505$ MHz; $\sigma = 2.08$ mho/m; $\epsilon_r = 53.6$; $\rho = 1000$ kg/m³

Phantom section: Flat Section ; Separation distance : 10 mm (The bottom side of the EUT to the Phantom)

DASY4 Configuration:

- Probe: EX3DV3 - SN3506 ; ConvF(8.34, 8.34, 8.34) ; Calibrated: 2008/12/18
- Sensor-Surface: 3mm (Mechanical Surface Detection)
- Electronics: DAE3 Sn579 ; Calibrated: 2008/3/13
- Phantom: SAM 12 ; Type: SAM V4.0 ; Serial: TP 1202
- Measurement SW: DASY4, V4.7 Build 53 ; Postprocessing SW: SEMCAD, V1.8 Build 172

Low Channel 16/Area Scan (5x7x1): Measurement grid: $dx=15$ mm, $dy=15$ mm

Maximum value of SAR (measured) = 0.101 mW/g

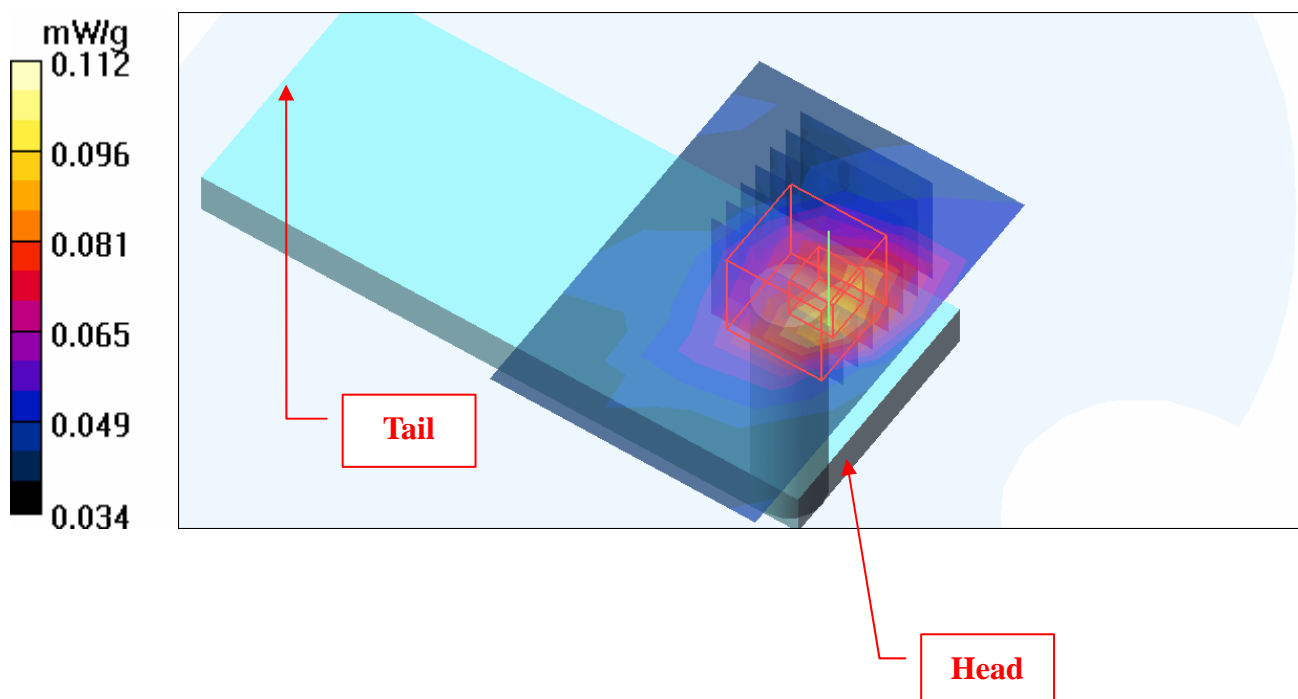
Low Channel 16/Zoom Scan (7x7x7) (7x7x7)/Cube 0: Measurement grid: $dx=5$ mm, $dy=5$ mm, $dz=5$ mm

Reference Value = 5.39 V/m

Peak SAR (extrapolated) = 0.158 W/kg

SAR(1 g) = **0.097** mW/g; SAR(10 g) = 0.070 mW/g

Maximum value of SAR (measured) = 0.112 mW/g



Test Laboratory: Bureau Veritas ADT

M15-10M 16Q1_2-Ch396**DUT: WiMAX 802.16e Wave 2 PC Card ; Type: PC200**

Communication System: FCC Wimax ; Frequency: 2600 MHz ; Duty Cycle: 1:4.05 ; Modulation type: 16QAM

Medium: MSL2600 Medium parameters used: $f = 2600$ MHz; $\sigma = 2.17$ mho/m; $\epsilon_r = 53.3$; $\rho = 1000$ kg/m³

Phantom section: Flat Section ; Separation distance : 10 mm (The bottom side of the EUT to the Phantom)

DASY4 Configuration:

- Probe: EX3DV3 - SN3506 ; ConvF(8.34, 8.34, 8.34) ; Calibrated: 2008/12/18
- Sensor-Surface: 3mm (Mechanical Surface Detection)
- Electronics: DAE3 Sn579 ; Calibrated: 2008/3/13
- Phantom: SAM 12 ; Type: SAM V4.0 ; Serial: TP 1202
- Measurement SW: DASY4, V4.7 Build 53 ; Postprocessing SW: SEMCAD, V1.8 Build 172

Mid Channel 396/Area Scan (5x7x1): Measurement grid: dx=15mm, dy=15mm

Maximum value of SAR (measured) = 0.088 mW/g

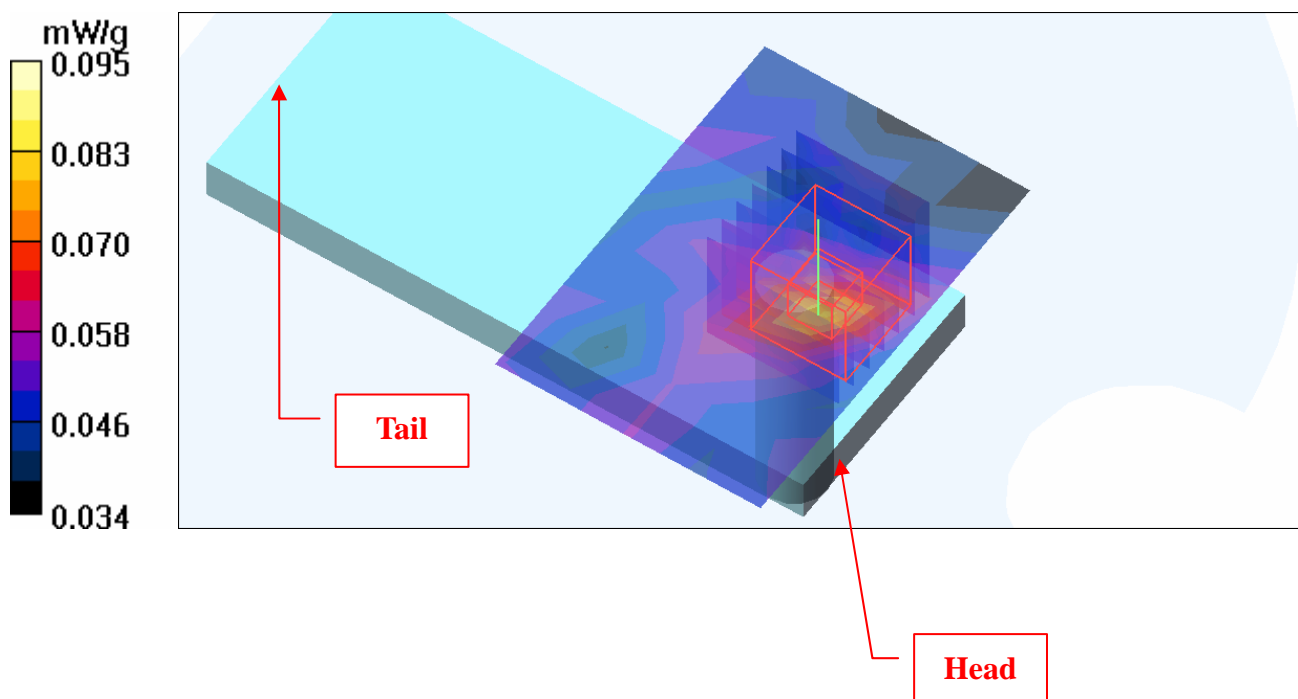
Mid Channel 396/Zoom Scan (7x7x7) (7x7x7)/Cube 0: Measurement grid: dx=5mm, dy=5mm, dz=5mm

Reference Value = 5.16 V/m

Peak SAR (extrapolated) = 0.129 W/kg

SAR(1 g) = 0.083 mW/g; SAR(10 g) = 0.064 mW/g

Maximum value of SAR (measured) = 0.095 mW/g



Test Laboratory: Bureau Veritas ADT

M15-10M 16Q1_2-Ch736

DUT: WiMAX 802.16e Wave 2 PC Card ; Type: PC200

Communication System: FCC Wimax ; Frequency: 2685 MHz ; Duty Cycle: 1:4.05 ; Modulation type: 16QAM

Medium: MSL2600 Medium parameters used: $f = 2685$ MHz; $\sigma = 2.26$ mho/m; $\epsilon_r = 53$; $\rho = 1000$ kg/m³

Phantom section: Flat Section ; Separation distance : 10 mm (The bottom side of the EUT to the Phantom)

DASY4 Configuration:

- Probe: EX3DV3 - SN3506 ; ConvF(8.34, 8.34, 8.34) ; Calibrated: 2008/12/18
- Sensor-Surface: 3mm (Mechanical Surface Detection)
- Electronics: DAE3 Sn579 ; Calibrated: 2008/3/13
- Phantom: SAM 12 ; Type: SAM V4.0 ; Serial: TP 1202
- Measurement SW: DASY4, V4.7 Build 53 ; Postprocessing SW: SEMCAD, V1.8 Build 172

High Channel 736/Area Scan (5x7x1): Measurement grid: dx=15mm, dy=15mm

Maximum value of SAR (measured) = 0.084 mW/g

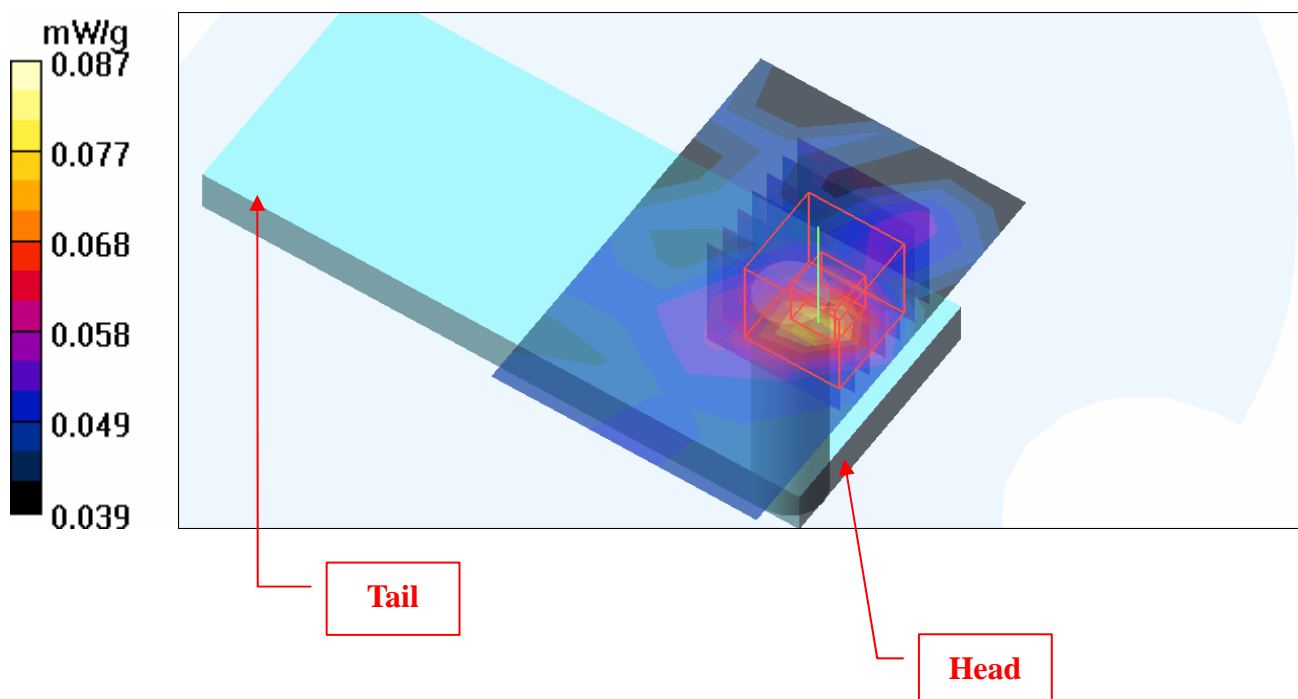
High Channel 736/Zoom Scan (7x7x7) (7x7x7)/Cube 0: Measurement grid: dx=5mm, dy=5mm, dz=5mm

Reference Value = 4.92 V/m

Peak SAR (extrapolated) = 0.115 W/kg

SAR(1 g) = 0.078 mW/g; SAR(10 g) = 0.063 mW/g

Maximum value of SAR (measured) = 0.087 mW/g



Test Laboratory: Bureau Veritas ADT

M16-10M 16Q3_4-Ch16**DUT: WiMAX 802.16e Wave 2 PC Card ; Type: PC200**

Communication System: FCC Wimax ; Frequency: 2505 MHz ; Duty Cycle: 1:4.05 ; Modulation type: 16QAM

Medium: MSL2600 Medium parameters used: $f = 2505$ MHz; $\sigma = 2.05$ mho/m; $\epsilon_r = 52.9$; $\rho = 1000$ kg/m³

Phantom section: Flat Section ; Separation distance : 10 mm (The bottom side of the EUT to the Phantom)

DASY4 Configuration:

- Probe: EX3DV3 - SN3506 ; ConvF(8.34, 8.34, 8.34) ; Calibrated: 2008/12/18
- Sensor-Surface: 3mm (Mechanical Surface Detection)
- Electronics: DAE3 Sn579 ; Calibrated: 2008/3/13
- Phantom: SAM 12 ; Type: SAM V4.0 ; Serial: TP 1202
- Measurement SW: DASY4, V4.7 Build 53 ; Postprocessing SW: SEMCAD, V1.8 Build 172

Low Channel 16/Area Scan (5x7x1): Measurement grid: dx=15mm, dy=15mm

Maximum value of SAR (measured) = 0.070 mW/g

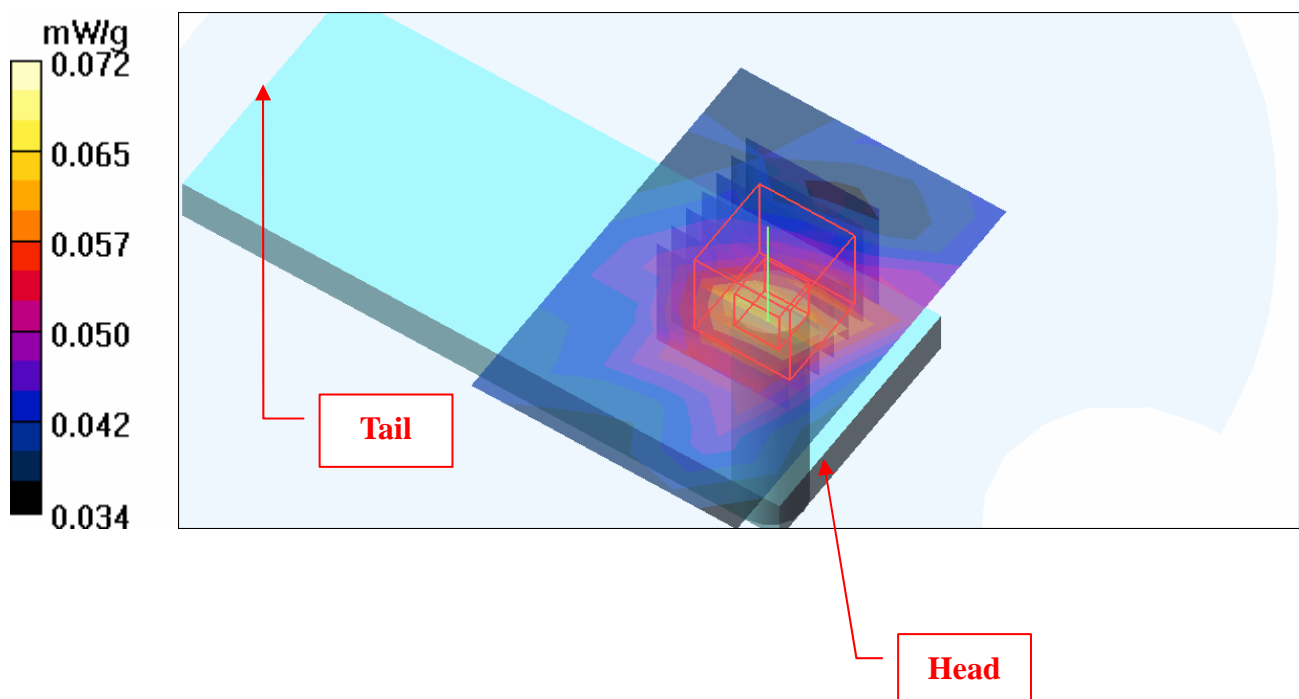
Low Channel 16/Zoom Scan (7x7x7) (7x7x7)/Cube 0: Measurement grid: dx=5mm, dy=5mm, dz=5mm

Reference Value = 4.41 V/m

Peak SAR (extrapolated) = 0.115 W/kg

SAR(1 g) = 0.065 mW/g; SAR(10 g) = 0.054 mW/g

Maximum value of SAR (measured) = 0.072 mW/g



Test Laboratory: Bureau Veritas ADT

M16-10M 16Q3_4-Ch396

DUT: WiMAX 802.16e Wave 2 PC Card ; Type: PC200

Communication System: FCC Wimax ; Frequency: 2600 MHz ; Duty Cycle: 1:4.05 ; Modulation type: 16QAM

Medium: MSL2600 Medium parameters used: $f = 2600$ MHz; $\sigma = 2.14$ mho/m; $\epsilon_r = 52.6$; $\rho = 1000$ kg/m³

Phantom section: Flat Section ; Separation distance : 10 mm (The bottom side of the EUT to the Phantom)

DASY4 Configuration:

- Probe: EX3DV3 - SN3506 ; ConvF(8.34, 8.34, 8.34) ; Calibrated: 2008/12/18
- Sensor-Surface: 3mm (Mechanical Surface Detection)
- Electronics: DAE3 Sn579 ; Calibrated: 2008/3/13
- Phantom: SAM 12 ; Type: SAM V4.0 ; Serial: TP 1202
- Measurement SW: DASY4, V4.7 Build 53 ; Postprocessing SW: SEMCAD, V1.8 Build 172

Mid Channel 396/Area Scan (5x7x1): Measurement grid: dx=15mm, dy=15mm

Maximum value of SAR (measured) = 0.087 mW/g

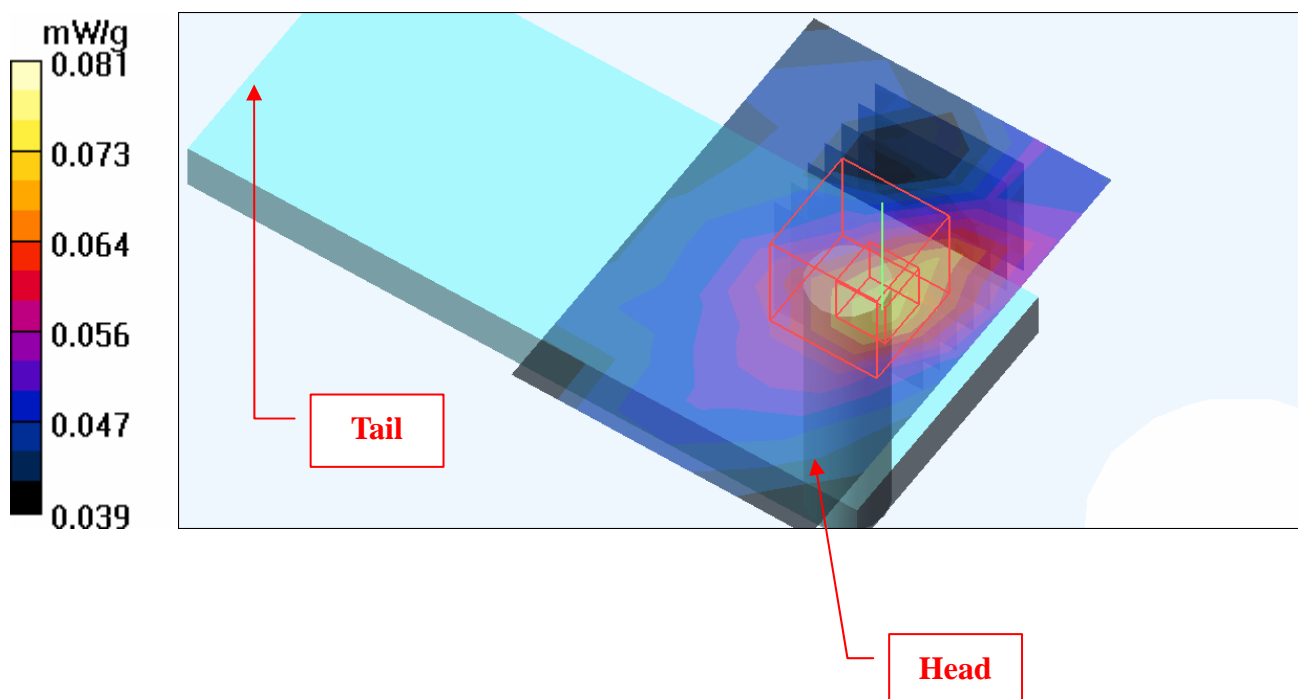
Mid Channel 396/Zoom Scan (7x7x7) (7x7x7)/Cube 0: Measurement grid: dx=5mm, dy=5mm, dz=5mm

Reference Value = 4.96 V/m

Peak SAR (extrapolated) = 0.102 W/kg

SAR(1 g) = **0.061** mW/g; SAR(10 g) = 0.053 mW/g

Maximum value of SAR (measured) = 0.081 mW/g



Test Laboratory: Bureau Veritas ADT

M16-10M 16Q3_4-Ch736 ANT_90

DUT: WiMAX 802.16e Wave 2 PC Card ; Type: PC200

Communication System: FCC Wimax ; Frequency: 2685 MHz ; Duty Cycle: 1:4.05 ; Modulation type: 16QAM

Medium: MSL2600 Medium parameters used: $f = 2685$ MHz; $\sigma = 2.24$ mho/m; $\epsilon_r = 52.3$; $\rho = 1000$ kg/m³

Phantom section: Flat Section ; Separation distance : 10 mm (The bottom side of the EUT to the Phantom)

DASY4 Configuration:

- Probe: EX3DV3 - SN3506 ; ConvF(8.34, 8.34, 8.34) ; Calibrated: 2008/12/18
- Sensor-Surface: 3mm (Mechanical Surface Detection)
- Electronics: DAE3 Sn579 ; Calibrated: 2008/3/13
- Phantom: SAM 12 ; Type: SAM V4.0 ; Serial: TP 1202
- Measurement SW: DASY4, V4.7 Build 53 ; Postprocessing SW: SEMCAD, V1.8 Build 172

High Channel 736/Area Scan (5x7x1): Measurement grid: dx=15mm, dy=15mm

Maximum value of SAR (measured) = 0.080 mW/g

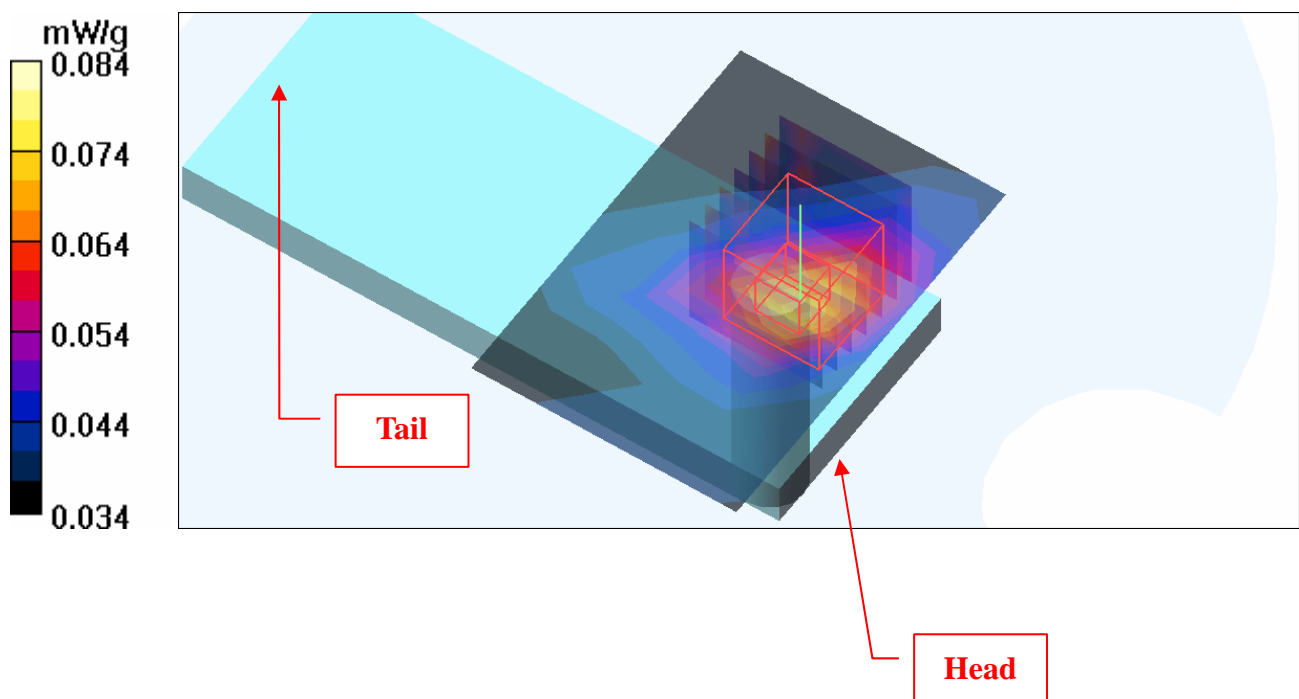
High Channel 736/Zoom Scan (7x7x7) (7x7x7)/Cube 0: Measurement grid: dx=5mm, dy=5mm, dz=5mm

Reference Value = 4.75 V/m

Peak SAR (extrapolated) = 0.145 W/kg

SAR(1 g) = **0.063** mW/g; SAR(10 g) = 0.036 mW/g

Maximum value of SAR (measured) = 0.084 mW/g



Test Laboratory: Bureau Veritas ADT

M17-5M QPSK1_2-Ch26

DUT: WiMAX 802.16e Wave 2 PC Card ; Type: PC200

Communication System: FCC Wimax ; Frequency: 2505 MHz ; Duty Cycle: 1:4.05 ; Modulation type: QPSK

Medium: MSL2600 Medium parameters used: $f = 2505$ MHz; $\sigma = 2.05$ mho/m; $\epsilon_r = 52.9$; $\rho = 1000$ kg/m³

Phantom section: Flat Section ; Separation distance : 10 mm (The bottom side of the EUT to the Phantom)

DASY4 Configuration:

- Probe: EX3DV3 - SN3506 ; ConvF(8.34, 8.34, 8.34) ; Calibrated: 2008/12/18
- Sensor-Surface: 3mm (Mechanical Surface Detection)
- Electronics: DAE3 Sn579 ; Calibrated: 2008/3/13
- Phantom: SAM 12 ; Type: SAM V4.0 ; Serial: TP 1202
- Measurement SW: DASY4, V4.7 Build 53 ; Postprocessing SW: SEMCAD, V1.8 Build 172

Low Channel 26/Area Scan (5x7x1): Measurement grid: $dx=15$ mm, $dy=15$ mm

Maximum value of SAR (measured) = 0.132 mW/g

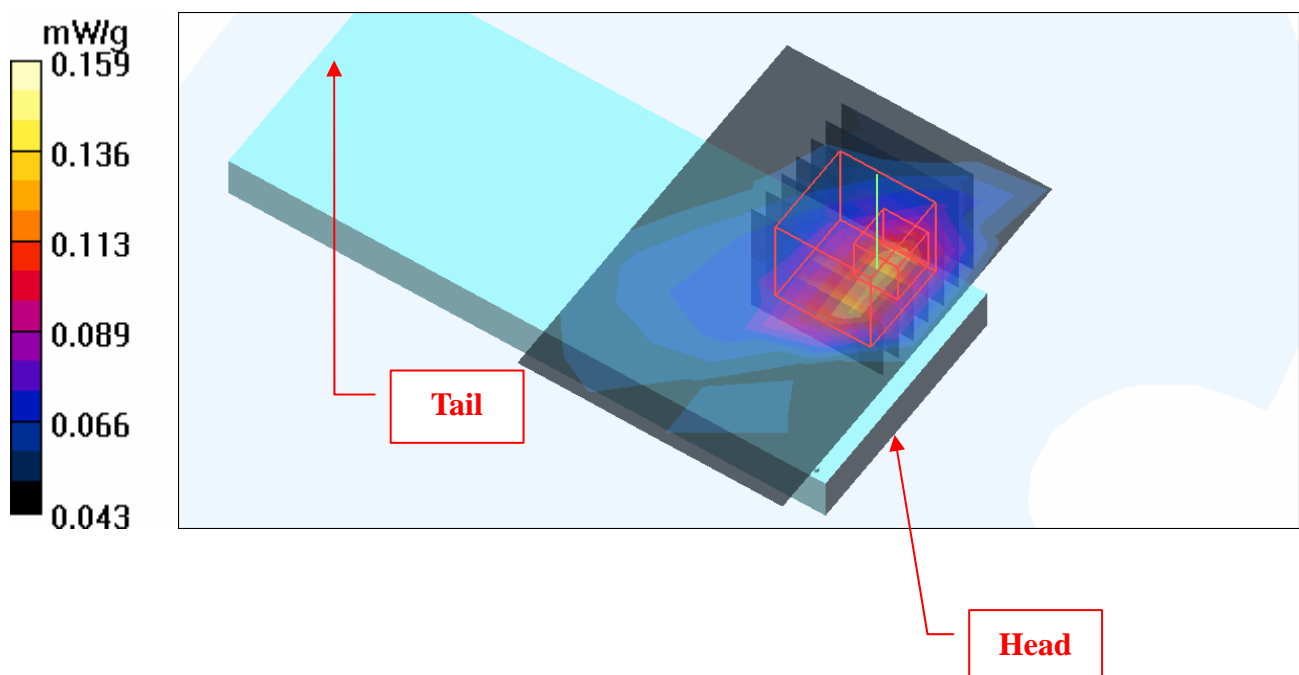
Low Channel 26/Zoom Scan (7x7x7) (7x7x7)/Cube 0: Measurement grid: $dx=5$ mm, $dy=5$ mm, $dz=5$ mm

Reference Value = 6.21 V/m

Peak SAR (extrapolated) = 0.243 W/kg

SAR(1 g) = **0.122 mW/g**; SAR(10 g) = 0.082 mW/g

Maximum value of SAR (measured) = 0.159 mW/g



Test Laboratory: Bureau Veritas ADT

M17-5M QPSK1_2-Ch406**DUT: WiMAX 802.16e Wave 2 PC Card ; Type: PC200**

Communication System: FCC Wimax ; Frequency: 2600 MHz ; Duty Cycle: 1:4.05 ; Modulation type: QPSK

Medium: MSL2600 Medium parameters used: $f = 2600$ MHz; $\sigma = 2.14$ mho/m; $\epsilon_r = 52.6$; $\rho = 1000$ kg/m³

Phantom section: Flat Section ; Separation distance : 10 mm (The bottom side of the EUT to the Phantom)

DASY4 Configuration:

- Probe: EX3DV3 - SN3506 ; ConvF(8.34, 8.34, 8.34) ; Calibrated: 2008/12/18
- Sensor-Surface: 3mm (Mechanical Surface Detection)
- Electronics: DAE3 Sn579 ; Calibrated: 2008/3/13
- Phantom: SAM 12 ; Type: SAM V4.0 ; Serial: TP 1202
- Measurement SW: DASY4, V4.7 Build 53 ; Postprocessing SW: SEMCAD, V1.8 Build 172

Mid Channel 406/Area Scan (5x7x1): Measurement grid: dx=15mm, dy=15mm

Maximum value of SAR (measured) = 0.094 mW/g

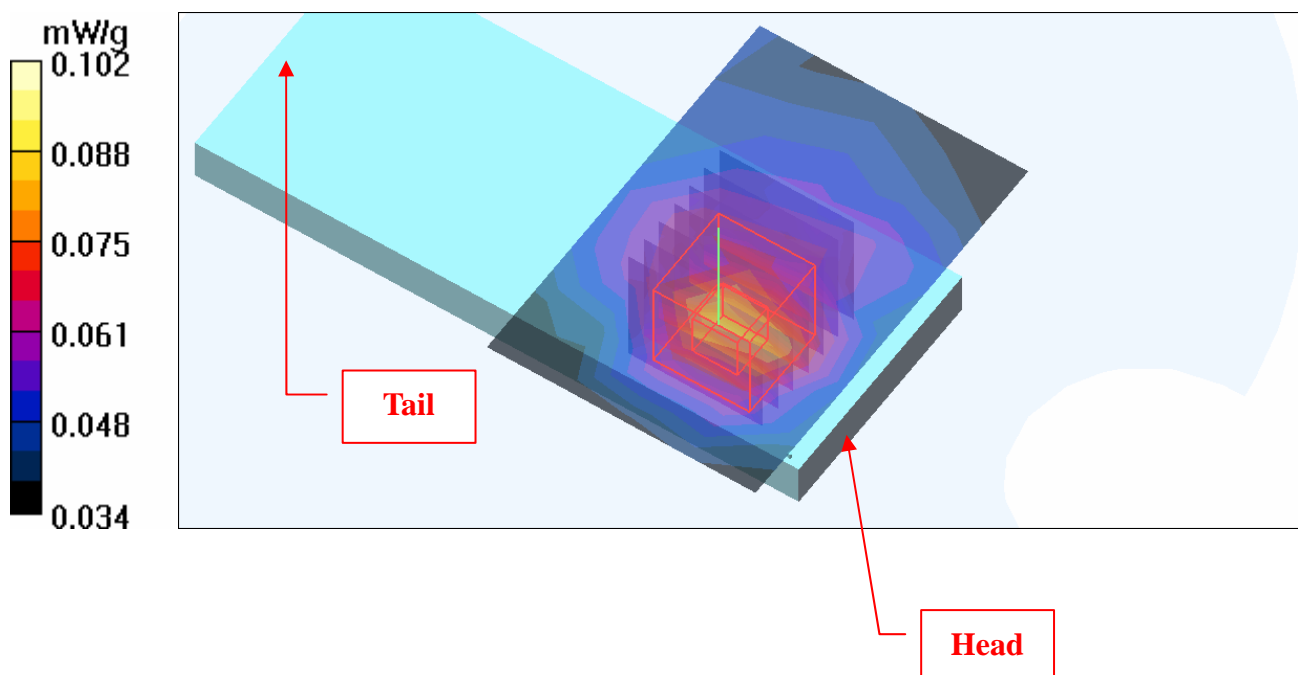
Mid Channel 406/Zoom Scan (7x7x7) (7x7x7)/Cube 0: Measurement grid: dx=5mm, dy=5mm, dz=5mm

Reference Value = 5.50 V/m

Peak SAR (extrapolated) = 0.141 W/kg

SAR(1 g) = 0.090 mW/g; SAR(10 g) = 0.067 mW/g

Maximum value of SAR (measured) = 0.102 mW/g



Test Laboratory: Bureau Veritas ADT

M17-5M QPSK1_2-Ch746

DUT: WiMAX 802.16e Wave 2 PC Card ; Type: PC200

Communication System: FCC Wimax ; Frequency: 2685 MHz ; Duty Cycle: 1:4.05 ; Modulation type: QPSK

Medium: MSL2600 Medium parameters used: $f = 2685$ MHz; $\sigma = 2.24$ mho/m; $\epsilon_r = 52.3$; $\rho = 1000$ kg/m³

Phantom section: Flat Section ; Separation distance : 10 mm (The bottom side of the EUT to the Phantom)

DASY4 Configuration:

- Probe: EX3DV3 - SN3506 ; ConvF(8.34, 8.34, 8.34) ; Calibrated: 2008/12/18
- Sensor-Surface: 3mm (Mechanical Surface Detection)
- Electronics: DAE3 Sn579 ; Calibrated: 2008/3/13
- Phantom: SAM 12 ; Type: SAM V4.0 ; Serial: TP 1202
- Measurement SW: DASY4, V4.7 Build 53 ; Postprocessing SW: SEMCAD, V1.8 Build 172

High Channel 746/Area Scan (5x7x1): Measurement grid: dx=15mm, dy=15mm

Maximum value of SAR (measured) = 0.056 mW/g

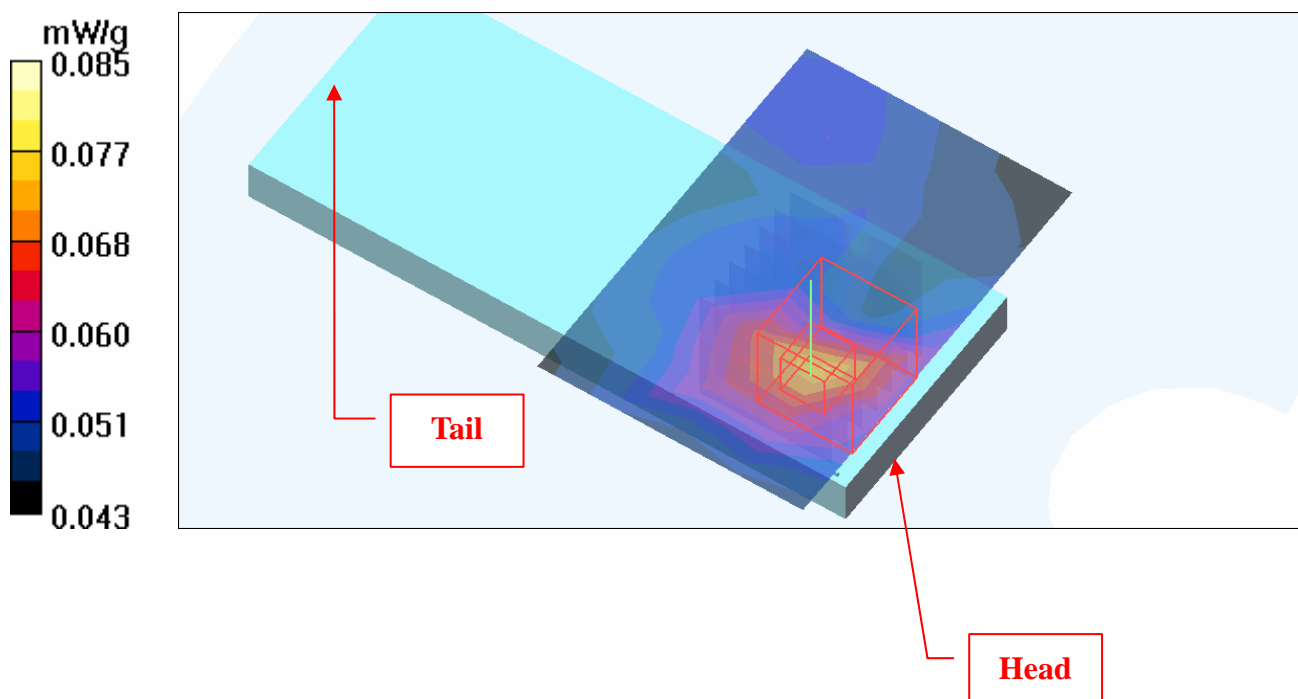
High Channel 746/Zoom Scan (7x7x7) (7x7x7)/Cube 0: Measurement grid: dx=5mm, dy=5mm, dz=5mm

Reference Value = 4.80 V/m

Peak SAR (extrapolated) = 0.085 W/kg

SAR(1 g) = **0.053** mW/g; SAR(10 g) = 0.047 mW/g

Maximum value of SAR (measured) = 0.085 mW/g



Test Laboratory: Bureau Veritas ADT

M18-5M QPSK3_4-Ch26

DUT: WiMAX 802.16e Wave 2 PC Card ; Type: PC200

Communication System: FCC Wimax ; Frequency: 2505 MHz ; Duty Cycle: 1:4.05 ; Modulation type: QPSK

Medium: MSL2600 Medium parameters used: $f = 2505$ MHz; $\sigma = 2.05$ mho/m; $\epsilon_r = 52.9$; $\rho = 1000$ kg/m³

Phantom section: Flat Section ; Separation distance : 10 mm (The bottom side of the EUT to the Phantom)

DASY4 Configuration:

- Probe: EX3DV3 - SN3506 ; ConvF(8.34, 8.34, 8.34) ; Calibrated: 2008/12/18
- Sensor-Surface: 3mm (Mechanical Surface Detection)
- Electronics: DAE3 Sn579 ; Calibrated: 2008/3/13
- Phantom: SAM 12 ; Type: SAM V4.0 ; Serial: TP 1202
- Measurement SW: DASY4, V4.7 Build 53 ; Postprocessing SW: SEMCAD, V1.8 Build 172

Low Channel 26/Area Scan (5x7x1): Measurement grid: dx=15mm, dy=15mm

Maximum value of SAR (measured) = 0.096 mW/g

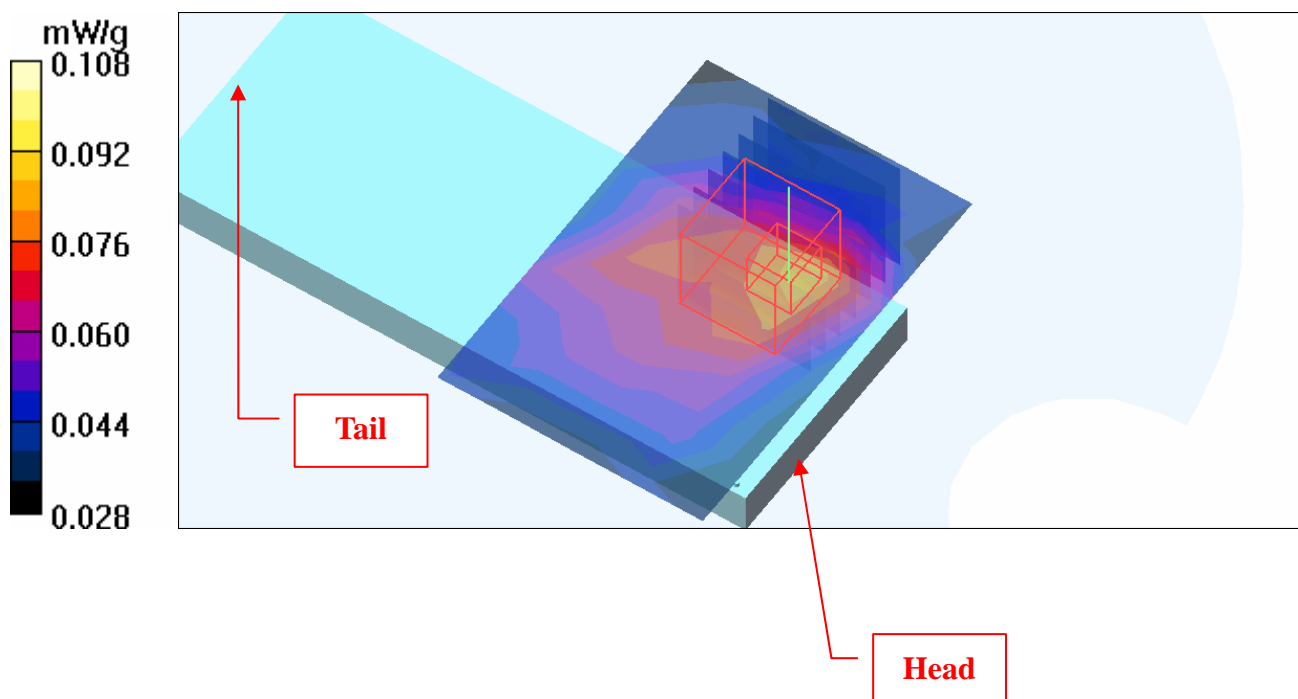
Low Channel 26/Zoom Scan (7x7x7) (7x7x7)/Cube 0: Measurement grid: dx=5mm, dy=5mm, dz=5mm

Reference Value = 5.46 V/m

Peak SAR (extrapolated) = 0.138 W/kg

SAR(1 g) = **0.088** mW/g; SAR(10 g) = 0.065 mW/g

Maximum value of SAR (measured) = 0.108 mW/g



Test Laboratory: Bureau Veritas ADT

M18-5M QPSK3_4-Ch406

DUT: WiMAX 802.16e Wave 2 PC Card ; Type: PC200

Communication System: FCC Wimax ; Frequency: 2600 MHz ; Duty Cycle: 1:4.05 ; Modulation type: QPSK

Medium: MSL2600 Medium parameters used: $f = 2600$ MHz; $\sigma = 2.14$ mho/m; $\epsilon_r = 52.6$; $\rho = 1000$ kg/m³

Phantom section: Flat Section ; Separation distance : 10 mm (The bottom side of the EUT to the Phantom)

DASY4 Configuration:

- Probe: EX3DV3 - SN3506 ; ConvF(8.34, 8.34, 8.34) ; Calibrated: 2008/12/18
- Sensor-Surface: 3mm (Mechanical Surface Detection)
- Electronics: DAE3 Sn579 ; Calibrated: 2008/3/13
- Phantom: SAM 12 ; Type: SAM V4.0 ; Serial: TP 1202
- Measurement SW: DASY4, V4.7 Build 53 ; Postprocessing SW: SEMCAD, V1.8 Build 172

Mid Channel 406/Area Scan (5x7x1): Measurement grid: dx=15mm, dy=15mm

Maximum value of SAR (measured) = 0.093 mW/g

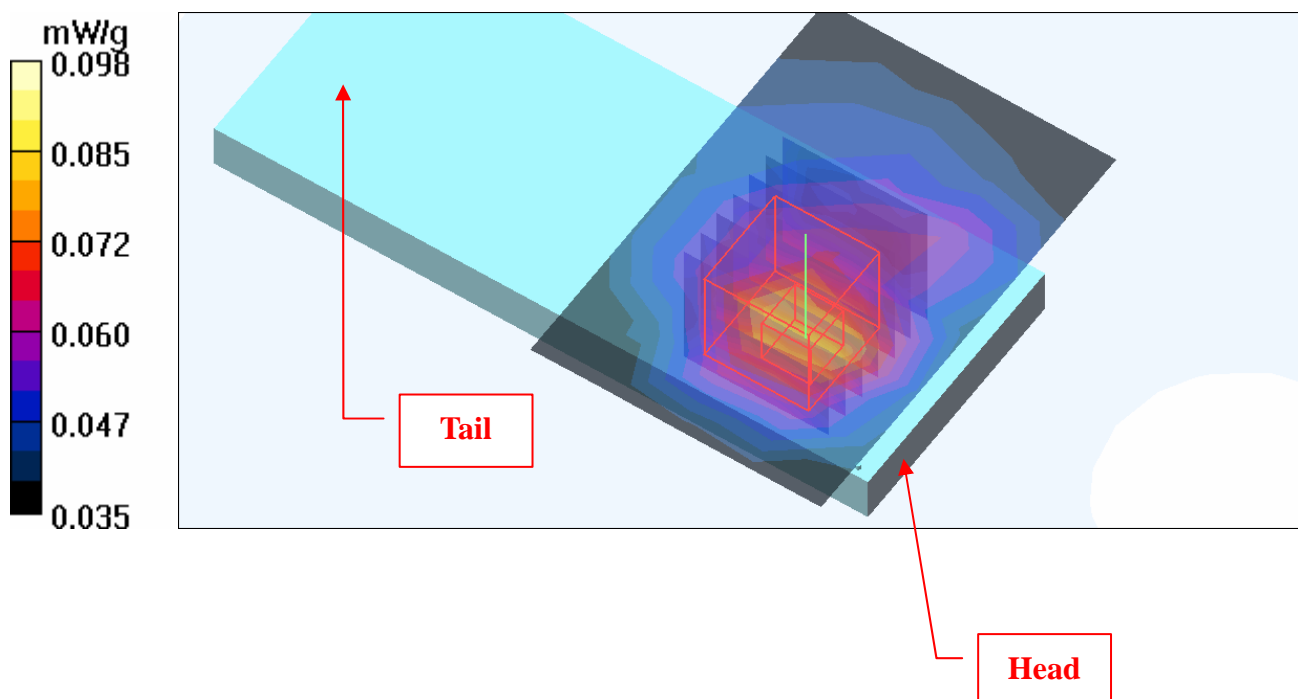
Mid Channel 406/Zoom Scan (7x7x7) (7x7x7)/Cube 0: Measurement grid: dx=5mm, dy=5mm, dz=5mm

Reference Value = 5.58 V/m

Peak SAR (extrapolated) = 0.136 W/kg

SAR(1 g) = **0.082 mW/g**; SAR(10 g) = 0.063 mW/g

Maximum value of SAR (measured) = 0.098 mW/g



Test Laboratory: Bureau Veritas ADT

M18-5M QPSK3_4-Ch746

DUT: WiMAX 802.16e Wave 2 PC Card ; Type: PC200

Communication System: FCC Wimax ; Frequency: 2685 MHz ; Duty Cycle: 1:4.05 ; Modulation type: QPSK

Medium: MSL2600 Medium parameters used: $f = 2685$ MHz; $\sigma = 2.24$ mho/m; $\epsilon_r = 52.3$; $\rho = 1000$ kg/m³
Phantom section: Flat Section ; Separation distance : 10 mm (The bottom side of the EUT to the Phantom)

DASY4 Configuration:

- Probe: EX3DV3 - SN3506 ; ConvF(8.34, 8.34, 8.34) ; Calibrated: 2008/12/18
- Sensor-Surface: 3mm (Mechanical Surface Detection)
- Electronics: DAE3 Sn579 ; Calibrated: 2008/3/13
- Phantom: SAM 12 ; Type: SAM V4.0 ; Serial: TP 1202
- Measurement SW: DASY4, V4.7 Build 53 ; Postprocessing SW: SEMCAD, V1.8 Build 172

High Channel 746/Area Scan (5x7x1): Measurement grid: dx=15mm, dy=15mm
Maximum value of SAR (measured) = 0.058 mW/g

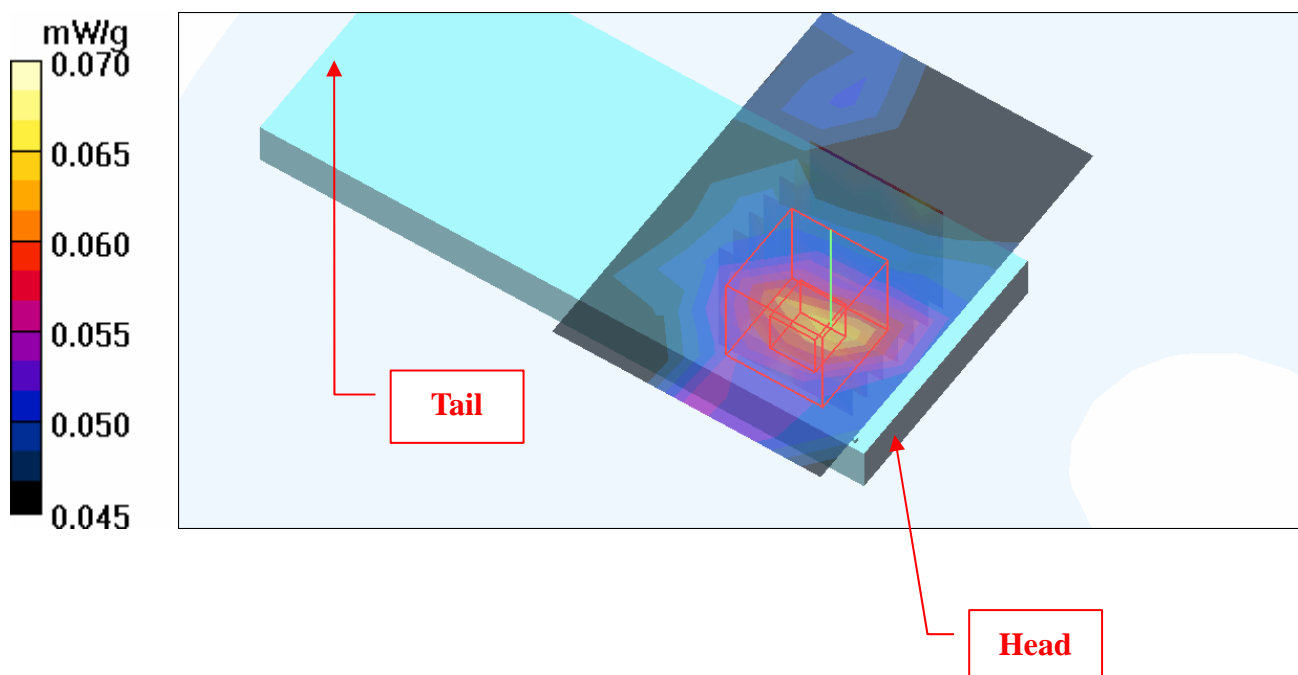
High Channel 746/Zoom Scan (7x7x7) (7x7x7)/Cube 0: Measurement grid: dx=5mm, dy=5mm, dz=5mm

Reference Value = 4.60 V/m

Peak SAR (extrapolated) = 0.113 W/kg

SAR(1 g) = **0.054** mW/g; SAR(10 g) = 0.046 mW/g

Maximum value of SAR (measured) = 0.070 mW/g



Test Laboratory: Bureau Veritas ADT

M19-5M 16Q1_2-Ch26

DUT: WiMAX 802.16e Wave 2 PC Card ; Type: PC200

Communication System: FCC Wimax ; Frequency: 2505 MHz ; Duty Cycle: 1:4.05 ; Modulation type: 16QAM

Medium: MSL2600 Medium parameters used: $f = 2505$ MHz; $\sigma = 2.05$ mho/m; $\epsilon_r = 52.9$; $\rho = 1000$ kg/m³

Phantom section: Flat Section ; Separation distance : 10 mm (The bottom side of the EUT to the Phantom)

DASY4 Configuration:

- Probe: EX3DV3 - SN3506 ; ConvF(8.34, 8.34, 8.34) ; Calibrated: 2008/12/18
- Sensor-Surface: 3mm (Mechanical Surface Detection)
- Electronics: DAE3 Sn579 ; Calibrated: 2008/3/13
- Phantom: SAM 12 ; Type: SAM V4.0 ; Serial: TP 1202
- Measurement SW: DASY4, V4.7 Build 53 ; Postprocessing SW: SEMCAD, V1.8 Build 172

Low Channel 26/Area Scan (5x7x1): Measurement grid: dx=15mm, dy=15mm

Maximum value of SAR (measured) = 0.139 mW/g

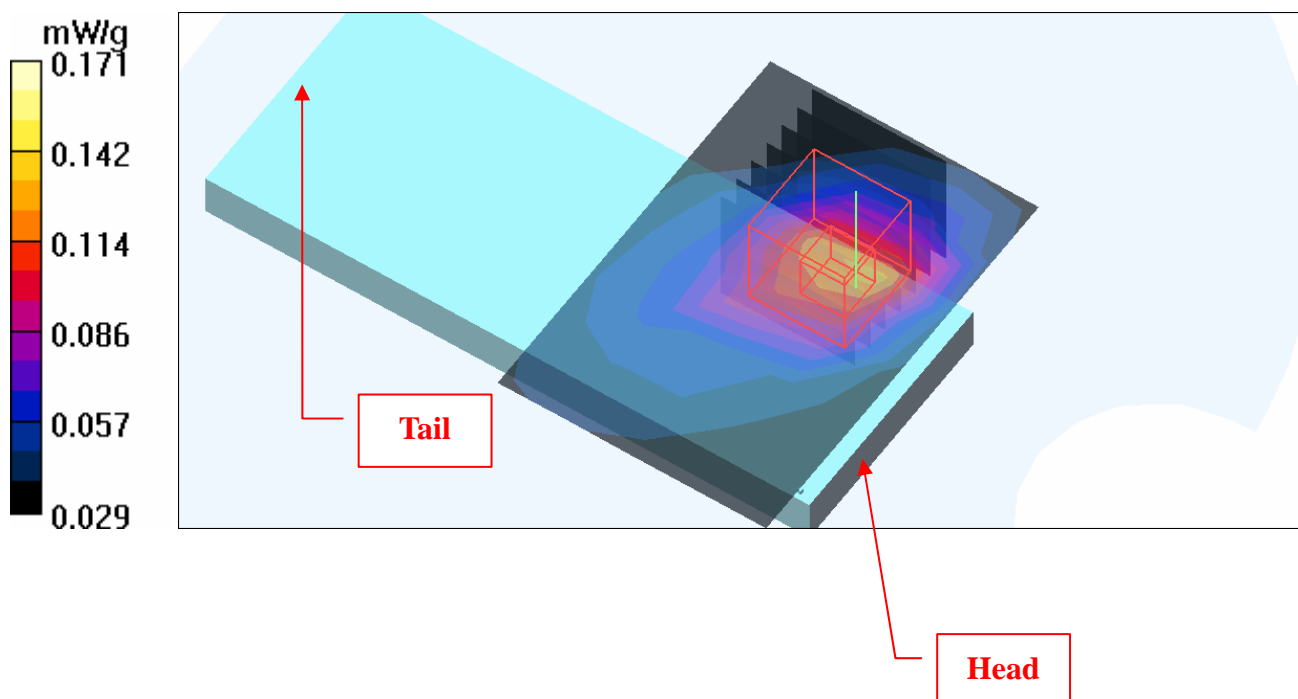
Low Channel 26/Zoom Scan (7x7x7) (7x7x7)/Cube 0: Measurement grid: dx=5mm, dy=5mm, dz=5mm

Reference Value = 6.21 V/m

Peak SAR (extrapolated) = 0.314 W/kg

SAR(1 g) = **0.115** mW/g; SAR(10 g) = 0.071 mW/g

Maximum value of SAR (measured) = 0.171 mW/g



Test Laboratory: Bureau Veritas ADT

M19-5M 16Q1_2-Ch406

DUT: WiMAX 802.16e Wave 2 PC Card ; Type: PC200

Communication System: FCC Wimax ; Frequency: 2600 MHz ; Duty Cycle: 1:4.05 ; Modulation type: 16QAM

Medium: MSL2600 Medium parameters used: $f = 2600$ MHz; $\sigma = 2.14$ mho/m; $\epsilon_r = 52.6$; $\rho = 1000$ kg/m³
Phantom section: Flat Section ; Separation distance : 10 mm (The bottom side of the EUT to the Phantom)

DASY4 Configuration:

- Probe: EX3DV3 - SN3506 ; ConvF(8.34, 8.34, 8.34) ; Calibrated: 2008/12/18
- Sensor-Surface: 3mm (Mechanical Surface Detection)
- Electronics: DAE3 Sn579 ; Calibrated: 2008/3/13
- Phantom: SAM 12 ; Type: SAM V4.0 ; Serial: TP 1202
- Measurement SW: DASY4, V4.7 Build 53 ; Postprocessing SW: SEMCAD, V1.8 Build 172

Mid Channel 406/Area Scan (5x7x1): Measurement grid: dx=15mm, dy=15mm

Maximum value of SAR (measured) = 0.086 mW/g

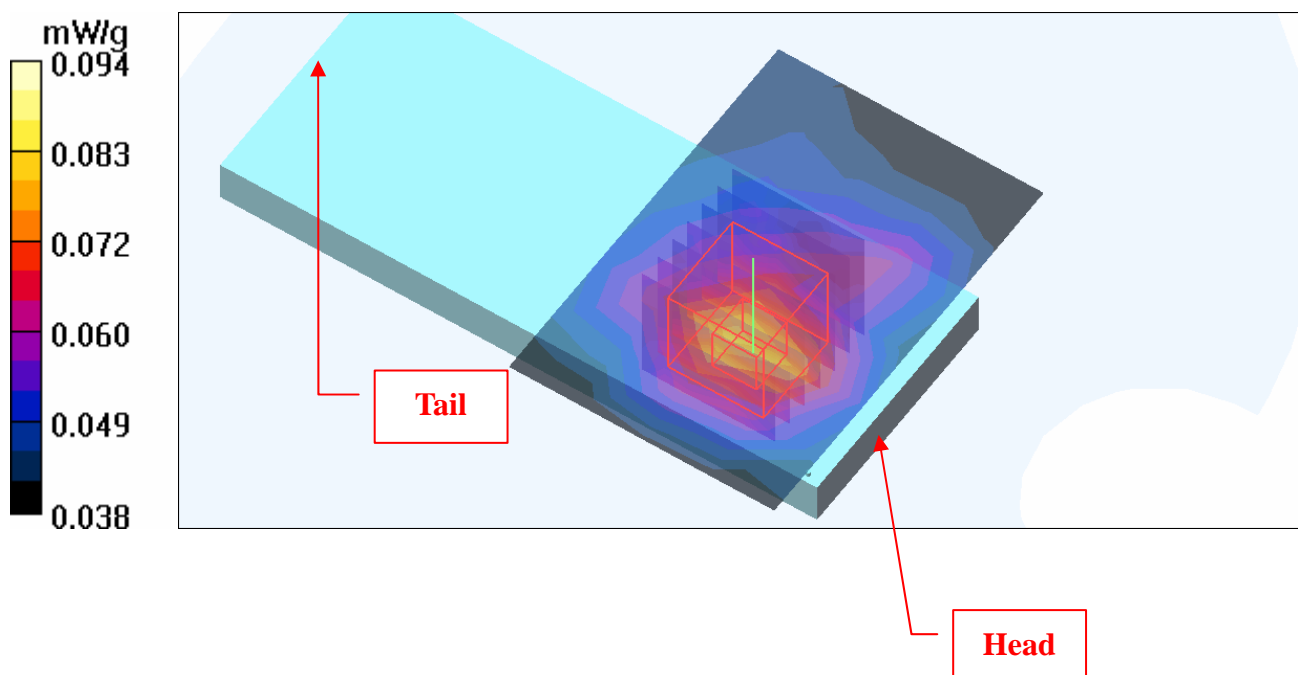
Mid Channel 406/Zoom Scan (7x7x7) (7x7x7)/Cube 0: Measurement grid: dx=5mm, dy=5mm, dz=5mm

Reference Value = 5.57 V/m

Peak SAR (extrapolated) = 0.123 W/kg

SAR(1 g) = 0.078 mW/g; SAR(10 g) = 0.063 mW/g

Maximum value of SAR (measured) = 0.094 mW/g



Test Laboratory: Bureau Veritas ADT

M19-5M 16Q1_2-Ch746

DUT: WiMAX 802.16e Wave 2 PC Card ; Type: PC200

Communication System: FCC Wimax ; Frequency: 2685 MHz ; Duty Cycle: 1:4.05 ; Modulation type: 16QAM

Medium: MSL2600 Medium parameters used: $f = 2685$ MHz; $\sigma = 2.24$ mho/m; $\epsilon_r = 52.3$; $\rho = 1000$ kg/m³

Phantom section: Flat Section ; Separation distance : 10 mm (The bottom side of the EUT to the Phantom)

DASY4 Configuration:

- Probe: EX3DV3 - SN3506 ; ConvF(8.34, 8.34, 8.34) ; Calibrated: 2008/12/18
- Sensor-Surface: 3mm (Mechanical Surface Detection)
- Electronics: DAE3 Sn579 ; Calibrated: 2008/3/13
- Phantom: SAM 12 ; Type: SAM V4.0 ; Serial: TP 1202
- Measurement SW: DASY4, V4.7 Build 53 ; Postprocessing SW: SEMCAD, V1.8 Build 172

High Channel 746/Area Scan (5x7x1): Measurement grid: dx=15mm, dy=15mm

Maximum value of SAR (measured) = 0.059 mW/g

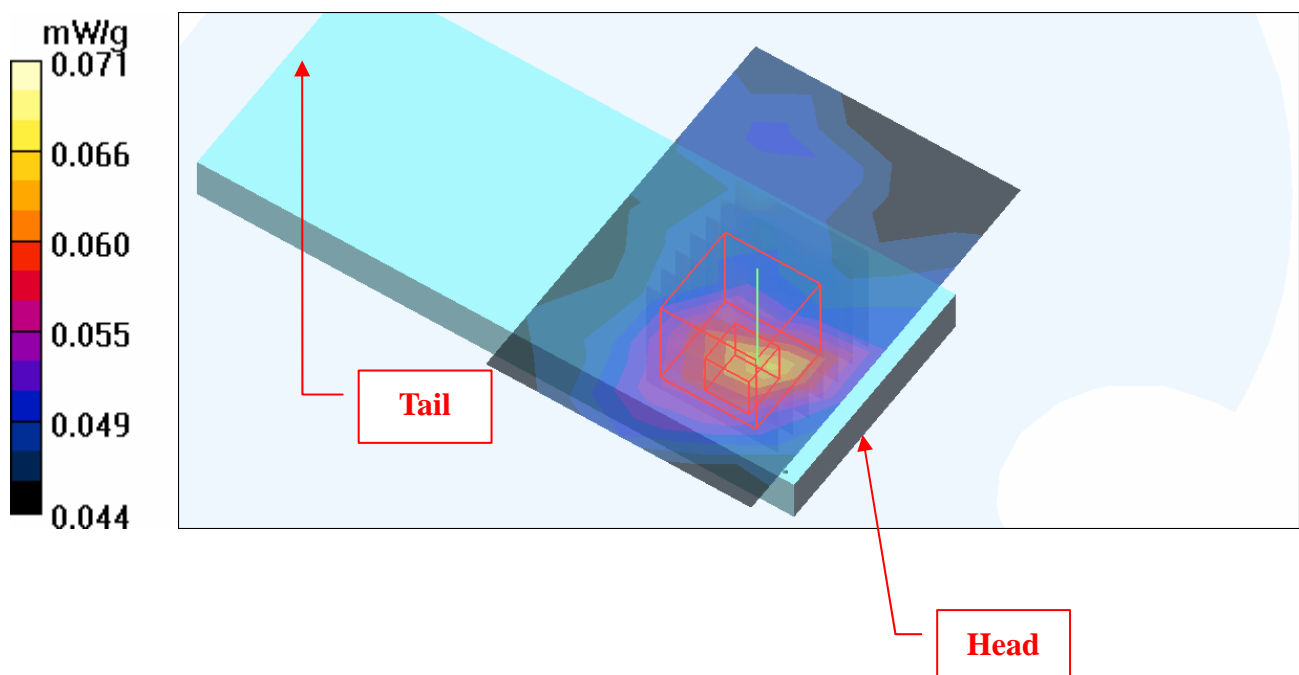
High Channel 746/Zoom Scan (7x7x7) (7x7x7)/Cube 0: Measurement grid: dx=5mm, dy=5mm, dz=5mm

Reference Value = 3.84 V/m

Peak SAR (extrapolated) = 0.111 W/kg

SAR(1 g) = **0.066 mW/g**; SAR(10 g) = 0.051 mW/g

Maximum value of SAR (measured) = 0.071 mW/g



Test Laboratory: Bureau Veritas ADT

M20-5M 16Q3_4-Ch26

DUT: WiMAX 802.16e Wave 2 PC Card ; Type: PC200

Communication System: FCC Wimax ; Frequency: 2505 MHz ; Duty Cycle: 1:4.05 ; Modulation type: 16QAM

Medium: MSL2600 Medium parameters used: $f = 2505$ MHz; $\sigma = 2.05$ mho/m; $\epsilon_r = 52.9$; $\rho = 1000$ kg/m³

Phantom section: Flat Section ; Separation distance : 10 mm (The bottom side of the EUT to the Phantom)

DASY4 Configuration:

- Probe: EX3DV3 - SN3506 ; ConvF(8.34, 8.34, 8.34) ; Calibrated: 2008/12/18
- Sensor-Surface: 3mm (Mechanical Surface Detection)
- Electronics: DAE3 Sn579 ; Calibrated: 2008/3/13
- Phantom: SAM 12 ; Type: SAM V4.0 ; Serial: TP 1202
- Measurement SW: DASY4, V4.7 Build 53 ; Postprocessing SW: SEMCAD, V1.8 Build 172

Low Channel 26/Area Scan (5x7x1): Measurement grid: $dx=15$ mm, $dy=15$ mm

Maximum value of SAR (measured) = 0.100 mW/g

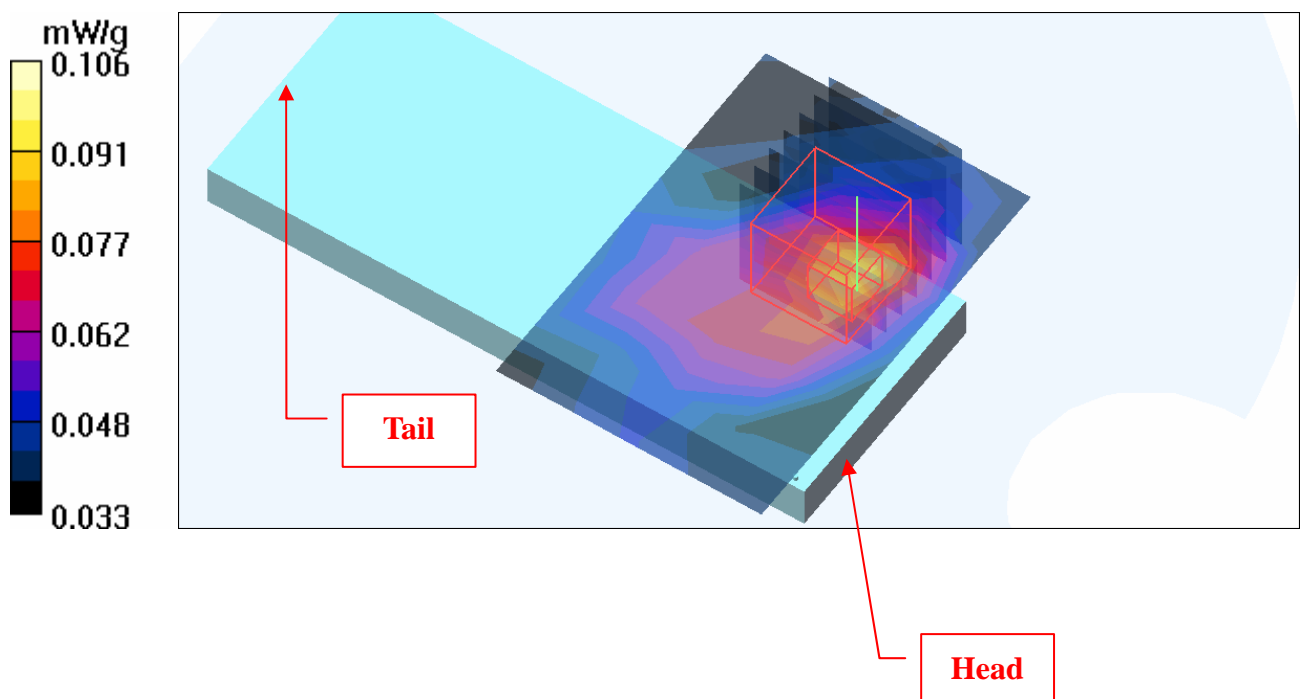
Low Channel 26/Zoom Scan (7x7x7) (7x7x7)/Cube 0: Measurement grid: $dx=5$ mm, $dy=5$ mm, $dz=5$ mm

Reference Value = 5.17 V/m

Peak SAR (extrapolated) = 0.157 W/kg

SAR(1 g) = **0.090** mW/g; SAR(10 g) = 0.064 mW/g

Maximum value of SAR (measured) = 0.106 mW/g



Test Laboratory: Bureau Veritas ADT

M20-5M 16Q3_4-Ch406

DUT: WiMAX 802.16e Wave 2 PC Card ; Type: PC200

Communication System: FCC Wimax ; Frequency: 2600 MHz ; Duty Cycle: 1:4.05 ; Modulation type: 16QAM

Medium: MSL2600 Medium parameters used: $f = 2600$ MHz; $\sigma = 2.14$ mho/m; $\epsilon_r = 52.6$; $\rho = 1000$ kg/m³

Phantom section: Flat Section ; Separation distance : 10 mm (The bottom side of the EUT to the Phantom)

DASY4 Configuration:

- Probe: EX3DV3 - SN3506 ; ConvF(8.34, 8.34, 8.34) ; Calibrated: 2008/12/18
- Sensor-Surface: 3mm (Mechanical Surface Detection)
- Electronics: DAE3 Sn579 ; Calibrated: 2008/3/13
- Phantom: SAM 12 ; Type: SAM V4.0 ; Serial: TP 1202
- Measurement SW: DASY4, V4.7 Build 53 ; Postprocessing SW: SEMCAD, V1.8 Build 172

Mid Channel 406/Area Scan (5x7x1): Measurement grid: dx=15mm, dy=15mm

Maximum value of SAR (measured) = 0.085 mW/g

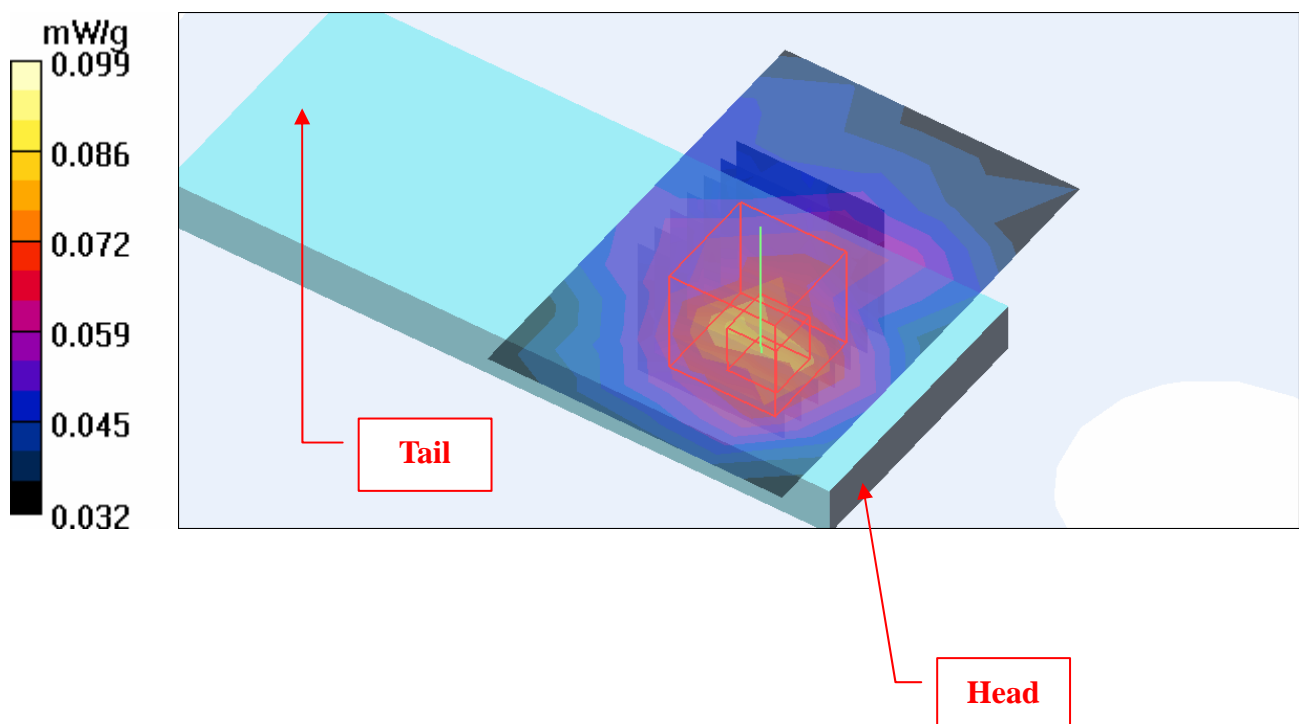
Mid Channel 406/Zoom Scan (7x7x7) (7x7x7)/Cube 0: Measurement grid: dx=5mm, dy=5mm, dz=5mm

Reference Value = 5.24 V/m

Peak SAR (extrapolated) = 0.147 W/kg

SAR(1 g) = **0.083 mW/g**; SAR(10 g) = 0.062 mW/g

Maximum value of SAR (measured) = 0.099 mW/g



Test Laboratory: Bureau Veritas ADT

M20-5M 16Q3_4-Ch746

DUT: WiMAX 802.16e Wave 2 PC Card ; Type: PC200

Communication System: FCC Wimax ; Frequency: 2685 MHz ; Duty Cycle: 1:4.05 ; Modulation type: 16QAM

Medium: MSL2600 Medium parameters used: $f = 2685$ MHz; $\sigma = 2.24$ mho/m; $\epsilon_r = 52.3$; $\rho = 1000$ kg/m³

Phantom section: Flat Section ; Separation distance : 10 mm (The bottom side of the EUT to the Phantom)

DASY4 Configuration:

- Probe: EX3DV3 - SN3506 ; ConvF(8.34, 8.34, 8.34) ; Calibrated: 2008/12/18
- Sensor-Surface: 3mm (Mechanical Surface Detection)
- Electronics: DAE3 Sn579 ; Calibrated: 2008/3/13
- Phantom: SAM 12 ; Type: SAM V4.0 ; Serial: TP 1202
- Measurement SW: DASY4, V4.7 Build 53 ; Postprocessing SW: SEMCAD, V1.8 Build 172

High Channel 746/Area Scan (5x7x1): Measurement grid: dx=15mm, dy=15mm

Maximum value of SAR (measured) = 0.055 mW/g

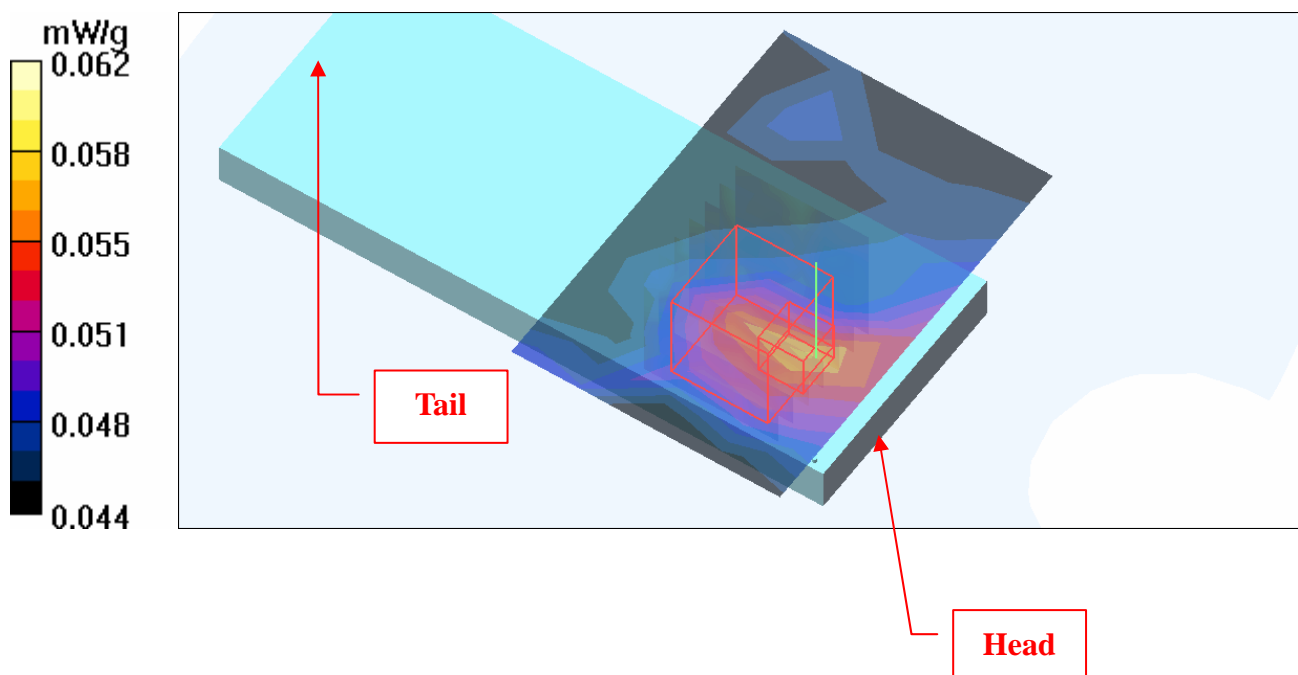
High Channel 746/Zoom Scan (7x7x7) (7x7x7)/Cube 0: Measurement grid: dx=5mm, dy=5mm, dz=5mm

Reference Value = 4.38 V/m

Peak SAR (extrapolated) = 0.072 W/kg

SAR(1 g) = **0.056** mW/g; SAR(10 g) = 0.049 mW/g

Maximum value of SAR (measured) = 0.062 mW/g



Test Laboratory: Bureau Veritas ADT

M21-10M QPSK1_2-Ch16

DUT: WiMAX 802.16e Wave 2 PC Card ; Type: PC200

Communication System: FCC Wimax ; Frequency: 2505 MHz ; Duty Cycle: 1:4.05 ; Modulation type: QPSK

Medium: MSL2600 Medium parameters used: $f = 2505$ MHz; $\sigma = 2.05$ mho/m; $\epsilon_r = 52.9$; $\rho = 1000$ kg/m³

Phantom section: Flat Section ; Separation distance : 10 mm (The bottom side of the EUT to the Phantom)

DASY4 Configuration:

- Probe: EX3DV3 - SN3506 ; ConvF(8.34, 8.34, 8.34) ; Calibrated: 2008/12/18
- Sensor-Surface: 3mm (Mechanical Surface Detection)
- Electronics: DAE3 Sn579 ; Calibrated: 2008/3/13
- Phantom: SAM 12 ; Type: SAM V4.0 ; Serial: TP 1202
- Measurement SW: DASY4, V4.7 Build 53 ; Postprocessing SW: SEMCAD, V1.8 Build 172

Low Channel 16/Area Scan (5x7x1): Measurement grid: dx=15mm, dy=15mm

Maximum value of SAR (measured) = 0.154 mW/g

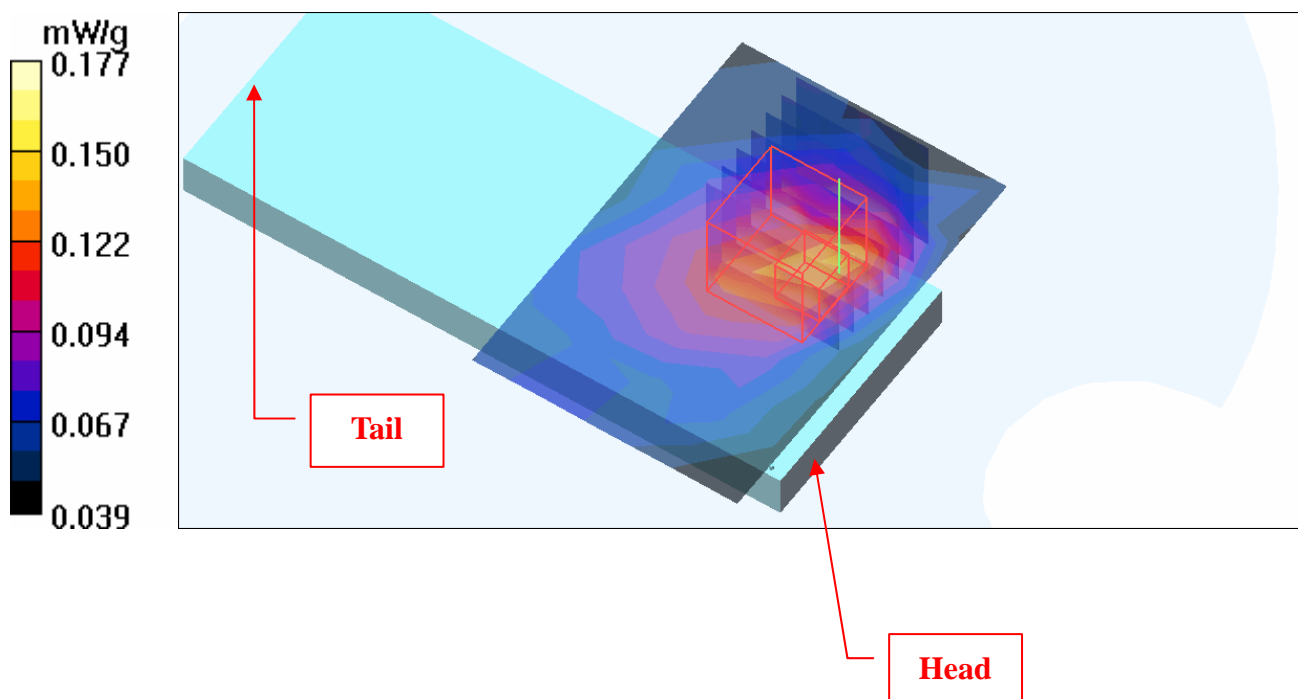
Low Channel 16/Zoom Scan (7x7x7) (7x7x7)/Cube 0: Measurement grid: dx=5mm, dy=5mm, dz=5mm

Reference Value = 5.25 V/m

Peak SAR (extrapolated) = 0.242 W/kg

SAR(1 g) = 0.129 mW/g; SAR(10 g) = 0.090 mW/g

Maximum value of SAR (measured) = 0.177 mW/g



Test Laboratory: Bureau Veritas ADT

M21-10M QPSK1_2-Ch396

DUT: WiMAX 802.16e Wave 2 PC Card ; Type: PC200

Communication System: FCC Wimax ; Frequency: 2600 MHz ; Duty Cycle: 1:4.05 ; Modulation type: QPSK

Medium: MSL2600 Medium parameters used: $f = 2600$ MHz; $\sigma = 2.14$ mho/m; $\epsilon_r = 52.6$; $\rho = 1000$ kg/m³

Phantom section: Flat Section ; Separation distance : 10 mm (The bottom side of the EUT to the Phantom)

DASY4 Configuration:

- Probe: EX3DV3 - SN3506 ; ConvF(8.34, 8.34, 8.34) ; Calibrated: 2008/12/18
- Sensor-Surface: 3mm (Mechanical Surface Detection)
- Electronics: DAE3 Sn579 ; Calibrated: 2008/3/13
- Phantom: SAM 12 ; Type: SAM V4.0 ; Serial: TP 1202
- Measurement SW: DASY4, V4.7 Build 53 ; Postprocessing SW: SEMCAD, V1.8 Build 172

Mid Channel 396/Area Scan (5x7x1): Measurement grid: dx=15mm, dy=15mm

Maximum value of SAR (measured) = 0.090 mW/g

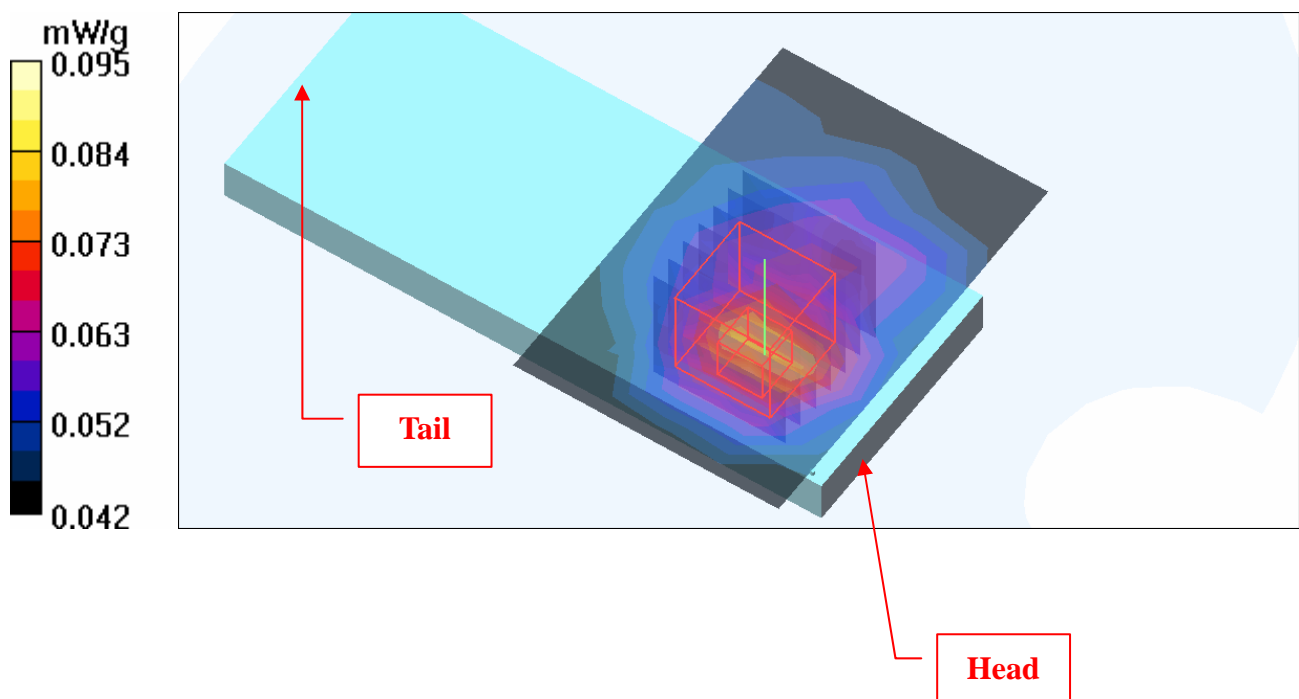
Mid Channel 396/Zoom Scan (7x7x7) (7x7x7)/Cube 0: Measurement grid: dx=5mm, dy=5mm, dz=5mm

Reference Value = 6.02 V/m

Peak SAR (extrapolated) = 0.132 W/kg

SAR(1 g) = **0.079** mW/g; SAR(10 g) = 0.063 mW/g

Maximum value of SAR (measured) = 0.095 mW/g



Test Laboratory: Bureau Veritas ADT

M21-10M QPSK1_2-Ch736**DUT: WiMAX 802.16e Wave 2 PC Card ; Type: PC200**

Communication System: FCC Wimax ; Frequency: 2685 MHz ; Duty Cycle: 1:4.05 ; Modulation type: QPSK

Medium: MSL2600 Medium parameters used: $f = 2685$ MHz; $\sigma = 2.24$ mho/m; $\epsilon_r = 52.3$; $\rho = 1000$ kg/m³

Phantom section: Flat Section ; Separation distance : 10 mm (The bottom side of the EUT to the Phantom)

DASY4 Configuration:

- Probe: EX3DV3 - SN3506 ; ConvF(8.34, 8.34, 8.34) ; Calibrated: 2008/12/18
- Sensor-Surface: 3mm (Mechanical Surface Detection)
- Electronics: DAE3 Sn579 ; Calibrated: 2008/3/13
- Phantom: SAM 12 ; Type: SAM V4.0 ; Serial: TP 1202
- Measurement SW: DASY4, V4.7 Build 53 ; Postprocessing SW: SEMCAD, V1.8 Build 172

High Channel 736/Area Scan (5x7x1): Measurement grid: dx=15mm, dy=15mm

Maximum value of SAR (measured) = 0.060 mW/g

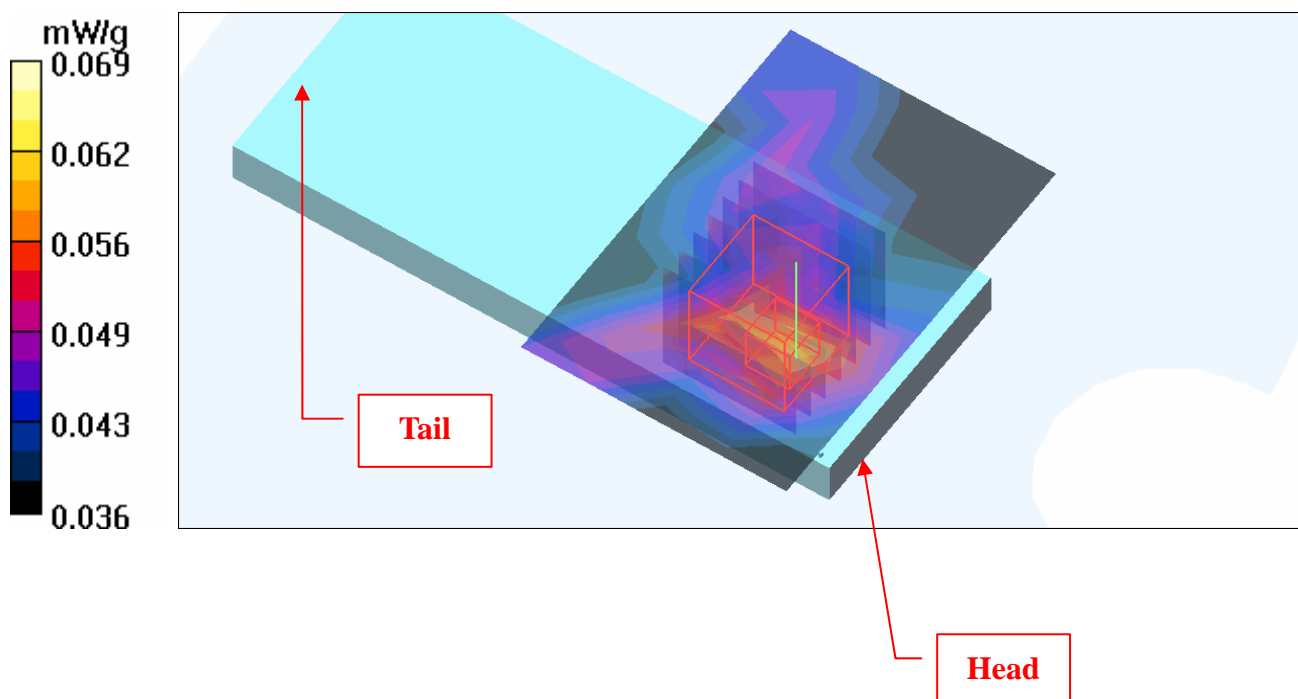
High Channel 736/Zoom Scan (7x7x7) (7x7x7)/Cube 0: Measurement grid: dx=5mm, dy=5mm, dz=5mm

Reference Value = 4.98 V/m

Peak SAR (extrapolated) = 0.079 W/kg

SAR(1 g) = 0.060 mW/g; SAR(10 g) = 0.053 mW/g

Maximum value of SAR (measured) = 0.069 mW/g



Test Laboratory: Bureau Veritas ADT

M22-10M QPSK3_4-Ch16

DUT: WiMAX 802.16e Wave 2 PC Card ; Type: PC200

Communication System: FCC Wimax ; Frequency: 2505 MHz ; Duty Cycle: 1:4.05 ; Modulation type: QPSK

Medium: MSL2600 Medium parameters used: $f = 2505$ MHz; $\sigma = 2.05$ mho/m; $\epsilon_r = 52.9$; $\rho = 1000$ kg/m³

Phantom section: Flat Section ; Separation distance : 10 mm (The bottom side of the EUT to the Phantom)

DASY4 Configuration:

- Probe: EX3DV3 - SN3506 ; ConvF(8.34, 8.34, 8.34) ; Calibrated: 2008/12/18
- Sensor-Surface: 3mm (Mechanical Surface Detection)
- Electronics: DAE3 Sn579 ; Calibrated: 2008/3/13
- Phantom: SAM 12 ; Type: SAM V4.0 ; Serial: TP 1202
- Measurement SW: DASY4, V4.7 Build 53 ; Postprocessing SW: SEMCAD, V1.8 Build 172

Low Channel 16/Area Scan (5x7x1): Measurement grid: dx=15mm, dy=15mm

Maximum value of SAR (measured) = 0.136 mW/g

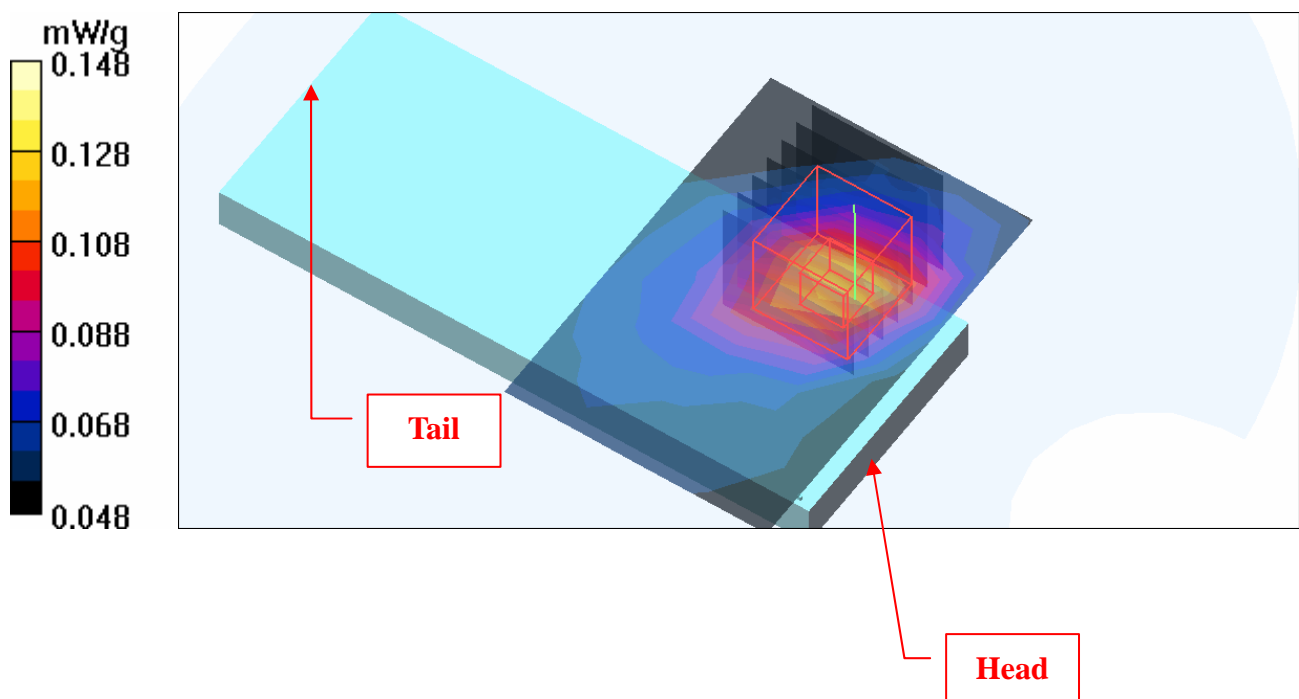
Low Channel 16/Zoom Scan (7x7x7) (7x7x7)/Cube 0: Measurement grid: dx=5mm, dy=5mm, dz=5mm

Reference Value = 6.28 V/m

Peak SAR (extrapolated) = 0.228 W/kg

SAR(1 g) = **0.126 mW/g**; SAR(10 g) = 0.081 mW/g

Maximum value of SAR (measured) = 0.148 mW/g



Test Laboratory: Bureau Veritas ADT

M22-10M QPSK3_4-Ch396

DUT: WiMAX 802.16e Wave 2 PC Card ; Type: PC200

Communication System: FCC Wimax ; Frequency: 2600 MHz ; Duty Cycle: 1:4.05 ; Modulation type: QPSK

Medium: MSL2600 Medium parameters used: $f = 2600$ MHz; $\sigma = 2.14$ mho/m; $\epsilon_r = 52.6$; $\rho = 1000$ kg/m³

Phantom section: Flat Section ; Separation distance : 10 mm (The bottom side of the EUT to the Phantom)

DASY4 Configuration:

- Probe: EX3DV3 - SN3506 ; ConvF(8.34, 8.34, 8.34) ; Calibrated: 2008/12/18
- Sensor-Surface: 3mm (Mechanical Surface Detection)
- Electronics: DAE3 Sn579 ; Calibrated: 2008/3/13
- Phantom: SAM 12 ; Type: SAM V4.0 ; Serial: TP 1202
- Measurement SW: DASY4, V4.7 Build 53 ; Postprocessing SW: SEMCAD, V1.8 Build 172

Mid Channel 396/Area Scan (5x7x1): Measurement grid: dx=15mm, dy=15mm

Maximum value of SAR (measured) = 0.097 mW/g

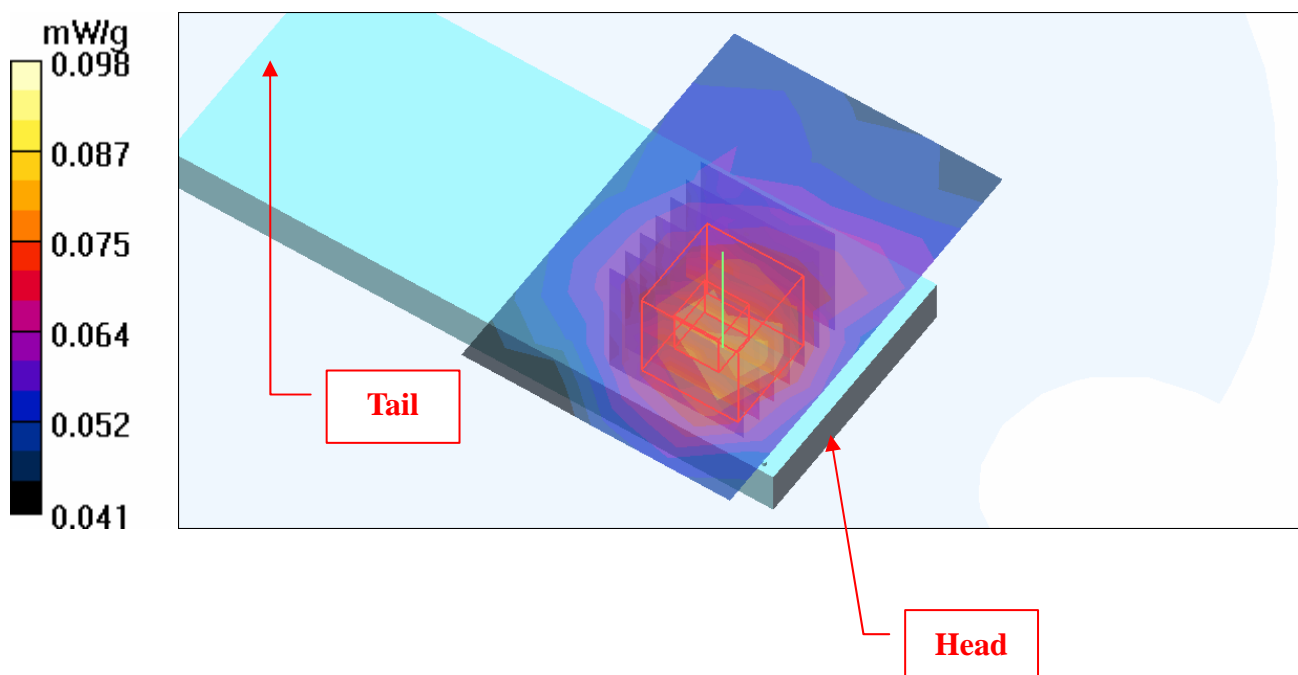
Mid Channel 396/Zoom Scan (7x7x7) (7x7x7)/Cube 0: Measurement grid: dx=5mm, dy=5mm, dz=5mm

Reference Value = 5.82 V/m

Peak SAR (extrapolated) = 0.124 W/kg

SAR(1 g) = **0.085** mW/g; SAR(10 g) = 0.071 mW/g

Maximum value of SAR (measured) = 0.098 mW/g



Test Laboratory: Bureau Veritas ADT

M22-10M QPSK3_4-Ch736**DUT: WiMAX 802.16e Wave 2 PC Card ; Type: PC200**

Communication System: FCC Wimax ; Frequency: 2685 MHz ; Duty Cycle: 1:4.05 ; Modulation type: QPSK

Medium: MSL2600 Medium parameters used: $f = 2685$ MHz; $\sigma = 2.24$ mho/m; $\epsilon_r = 52.3$; $\rho = 1000$ kg/m³

Phantom section: Flat Section ; Separation distance : 10 mm (The bottom side of the EUT to the Phantom)

DASY4 Configuration:

- Probe: EX3DV3 - SN3506 ; ConvF(8.34, 8.34, 8.34) ; Calibrated: 2008/12/18
- Sensor-Surface: 3mm (Mechanical Surface Detection)
- Electronics: DAE3 Sn579 ; Calibrated: 2008/3/13
- Phantom: SAM 12 ; Type: SAM V4.0 ; Serial: TP 1202
- Measurement SW: DASY4, V4.7 Build 53 ; Postprocessing SW: SEMCAD, V1.8 Build 172

High Channel 736/Area Scan (5x7x1): Measurement grid: dx=15mm, dy=15mm

Maximum value of SAR (measured) = 0.071 mW/g

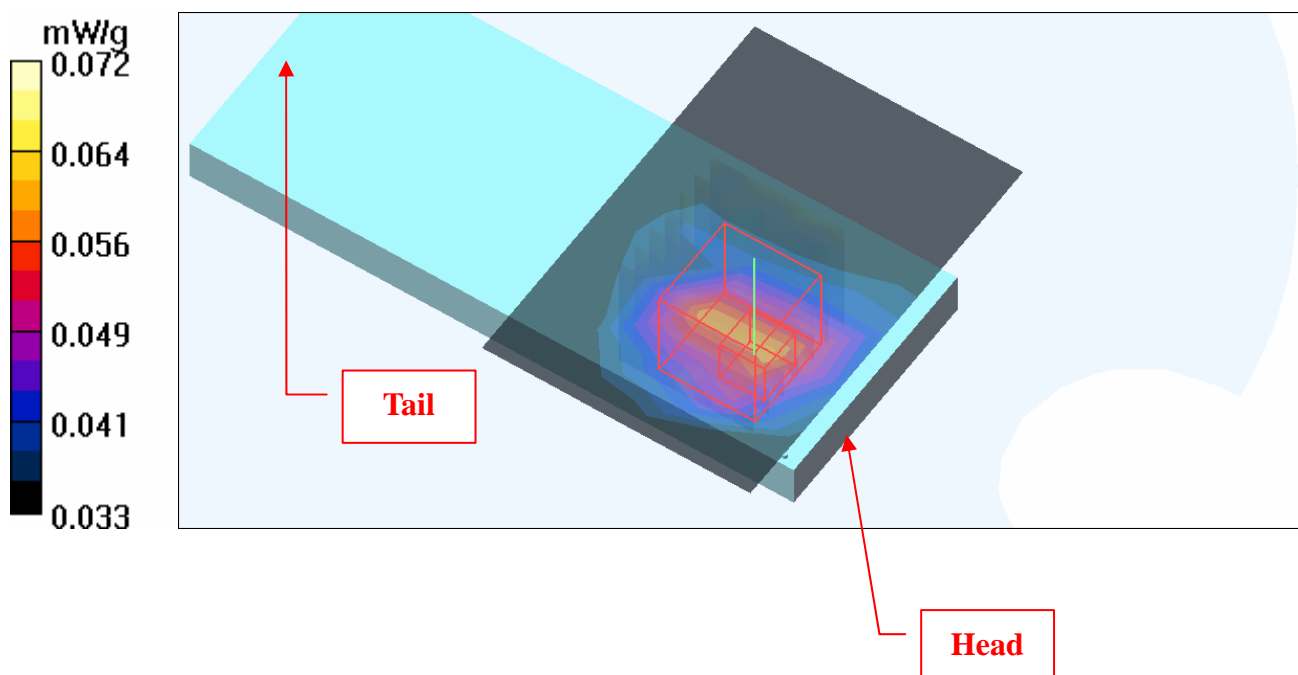
High Channel 736/Zoom Scan (7x7x7) (7x7x7)/Cube 0: Measurement grid: dx=5mm, dy=5mm, dz=5mm

Reference Value = 4.72 V/m

Peak SAR (extrapolated) = 0.080 W/kg

SAR(1 g) = **0.056** mW/g; SAR(10 g) = 0.051 mW/g

Maximum value of SAR (measured) = 0.072 mW/g



Test Laboratory: Bureau Veritas ADT

M23-10M 16Q1_2-Ch16**DUT: WiMAX 802.16e Wave 2 PC Card ; Type: PC200**

Communication System: FCC Wimax ; Frequency: 2505 MHz ; Duty Cycle: 1:4.05 ; Modulation type: 16QAM

Medium: MSL2600 Medium parameters used: $f = 2505$ MHz; $\sigma = 2.05$ mho/m; $\epsilon_r = 52.9$; $\rho = 1000$ kg/m³

Phantom section: Flat Section ; Separation distance : 10 mm (The bottom side of the EUT to the Phantom)

DASY4 Configuration:

- Probe: EX3DV3 - SN3506 ; ConvF(8.34, 8.34, 8.34) ; Calibrated: 2008/12/18
- Sensor-Surface: 3mm (Mechanical Surface Detection)
- Electronics: DAE3 Sn579 ; Calibrated: 2008/3/13
- Phantom: SAM 12 ; Type: SAM V4.0 ; Serial: TP 1202
- Measurement SW: DASY4, V4.7 Build 53 ; Postprocessing SW: SEMCAD, V1.8 Build 172

Low Channel 16/Area Scan (5x7x1): Measurement grid: dx=15mm, dy=15mm

Maximum value of SAR (measured) = 0.142 mW/g

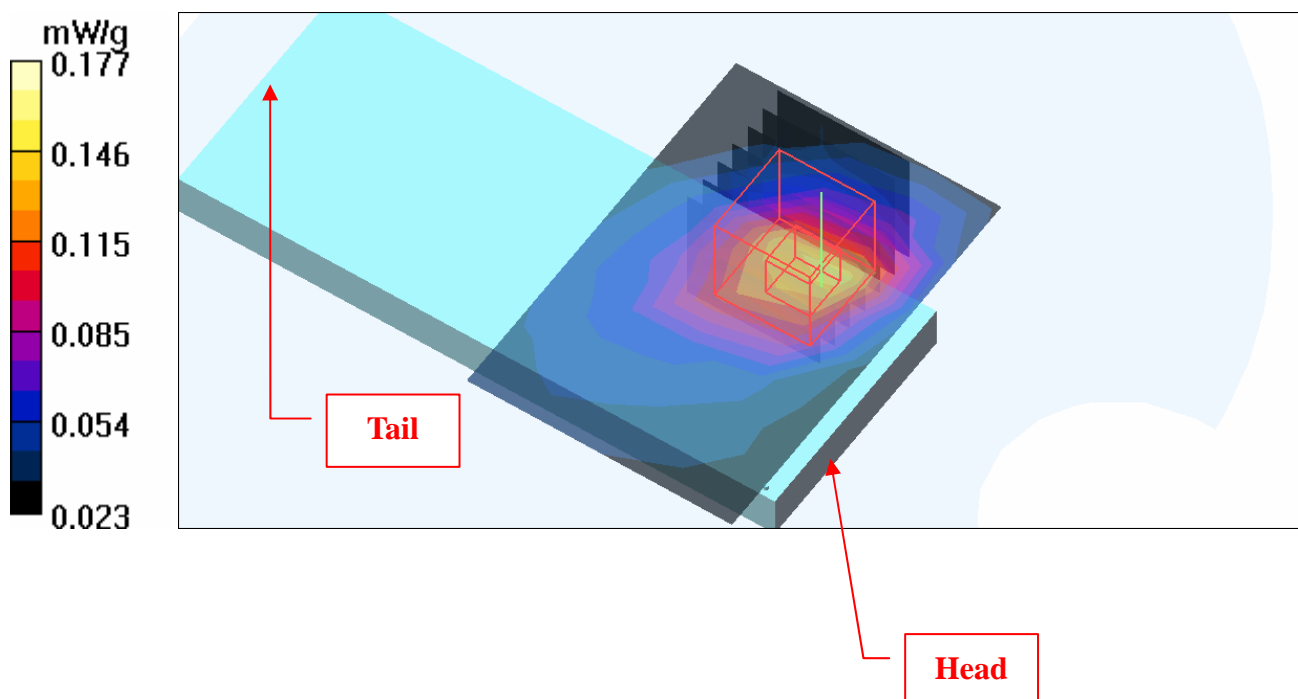
Low Channel 16/Zoom Scan (7x7x7) (7x7x7)/Cube 0: Measurement grid: dx=5mm, dy=5mm, dz=5mm

Reference Value = 6.23 V/m

Peak SAR (extrapolated) = 0.247 W/kg

SAR(1 g) = **0.140 mW/g**; SAR(10 g) = 0.093 mW/g

Maximum value of SAR (measured) = 0.177 mW/g



Test Laboratory: Bureau Veritas ADT

M23-10M 16Q1_2-Ch396

DUT: WiMAX 802.16e Wave 2 PC Card ; Type: PC200

Communication System: FCC Wimax ; Frequency: 2600 MHz ; Duty Cycle: 1:4.05 ; Modulation type: 16QAM

Medium: MSL2600 Medium parameters used: $f = 2600$ MHz; $\sigma = 2.14$ mho/m; $\epsilon_r = 52.6$; $\rho = 1000$ kg/m³

Phantom section: Flat Section ; Separation distance : 10 mm (The bottom side of the EUT to the Phantom)

DASY4 Configuration:

- Probe: EX3DV3 - SN3506 ; ConvF(8.34, 8.34, 8.34) ; Calibrated: 2008/12/18
- Sensor-Surface: 3mm (Mechanical Surface Detection)
- Electronics: DAE3 Sn579 ; Calibrated: 2008/3/13
- Phantom: SAM 12 ; Type: SAM V4.0 ; Serial: TP 1202
- Measurement SW: DASY4, V4.7 Build 53 ; Postprocessing SW: SEMCAD, V1.8 Build 172

Mid Channel 396/Area Scan (5x7x1): Measurement grid: dx=15mm, dy=15mm

Maximum value of SAR (measured) = 0.082 mW/g

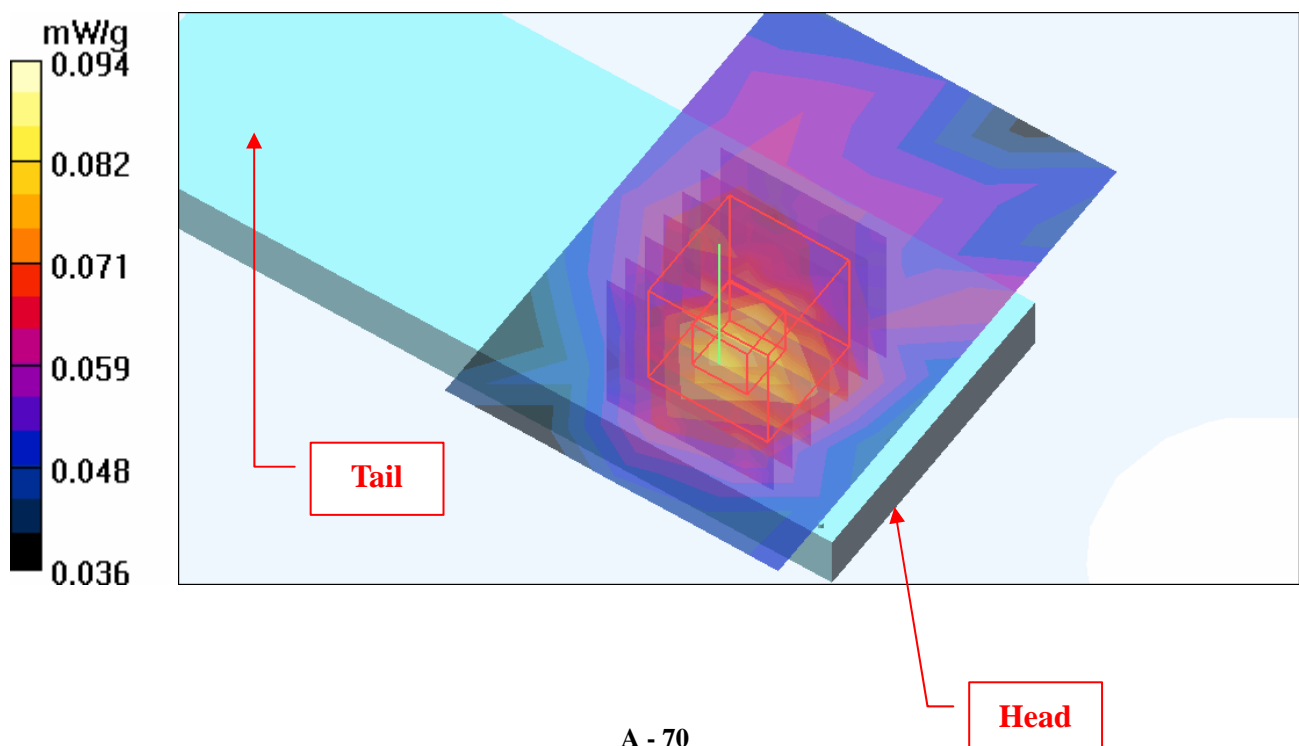
Mid Channel 396/Zoom Scan (7x7x7) (7x7x7)/Cube 0: Measurement grid: dx=5mm, dy=5mm, dz=5mm

Reference Value = 5.16 V/m

Peak SAR (extrapolated) = 0.134 W/kg

SAR(1 g) = 0.078 mW/g; SAR(10 g) = 0.063 mW/g

Maximum value of SAR (measured) = 0.094 mW/g



Test Laboratory: Bureau Veritas ADT

M23-10M 16Q1_2-Ch736

DUT: WiMAX 802.16e Wave 2 PC Card ; Type: PC200

Communication System: FCC Wimax ; Frequency: 2685 MHz ; Duty Cycle: 1:4.05 ; Modulation type: 16QAM

Medium: MSL2600 Medium parameters used: $f = 2685$ MHz; $\sigma = 2.24$ mho/m; $\epsilon_r = 52.3$; $\rho = 1000$ kg/m³

Phantom section: Flat Section ; Separation distance : 10 mm (The bottom side of the EUT to the Phantom)

DASY4 Configuration:

- Probe: EX3DV3 - SN3506 ; ConvF(8.34, 8.34, 8.34) ; Calibrated: 2008/12/18
- Sensor-Surface: 3mm (Mechanical Surface Detection)
- Electronics: DAE3 Sn579 ; Calibrated: 2008/3/13
- Phantom: SAM 12 ; Type: SAM V4.0 ; Serial: TP 1202
- Measurement SW: DASY4, V4.7 Build 53 ; Postprocessing SW: SEMCAD, V1.8 Build 172

High Channel 736/Area Scan (5x7x1): Measurement grid: dx=15mm, dy=15mm

Maximum value of SAR (measured) = 0.059 mW/g

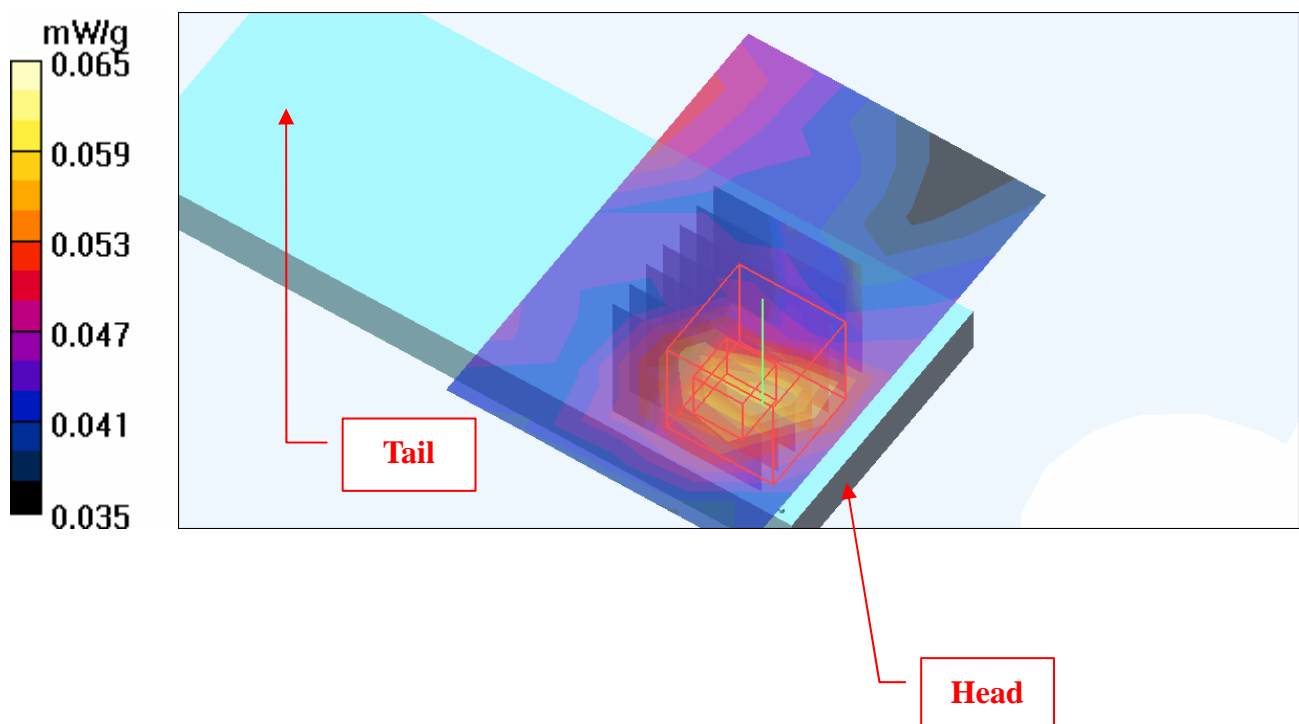
High Channel 736/Zoom Scan (7x7x7) (7x7x7)/Cube 0: Measurement grid: dx=5mm, dy=5mm, dz=5mm

Reference Value = 4.46 V/m

Peak SAR (extrapolated) = 0.100 W/kg

SAR(1 g) = **0.056** mW/g; SAR(10 g) = 0.051 mW/g

Maximum value of SAR (measured) = 0.065 mW/g



Test Laboratory: Bureau Veritas ADT

M24-10M 16Q3_4-Ch16

DUT: WiMAX 802.16e Wave 2 PC Card ; Type: PC200

Communication System: FCC Wimax ; Frequency: 2505 MHz ; Duty Cycle: 1:4.05 ; Modulation type: 16QAM

Medium: MSL2600 Medium parameters used: $f = 2505$ MHz; $\sigma = 2.05$ mho/m; $\epsilon_r = 52.9$; $\rho = 1000$ kg/m³

Phantom section: Flat Section ; Separation distance : 10 mm (The bottom side of the EUT to the Phantom)

DASY4 Configuration:

- Probe: EX3DV3 - SN3506 ; ConvF(8.34, 8.34, 8.34) ; Calibrated: 2008/12/18
- Sensor-Surface: 3mm (Mechanical Surface Detection)
- Electronics: DAE3 Sn579 ; Calibrated: 2008/3/13
- Phantom: SAM 12 ; Type: SAM V4.0 ; Serial: TP 1202
- Measurement SW: DASY4, V4.7 Build 53 ; Postprocessing SW: SEMCAD, V1.8 Build 172

Low Channel 16/Area Scan (5x7x1): Measurement grid: dx=15mm, dy=15mm

Maximum value of SAR (measured) = 0.168 mW/g

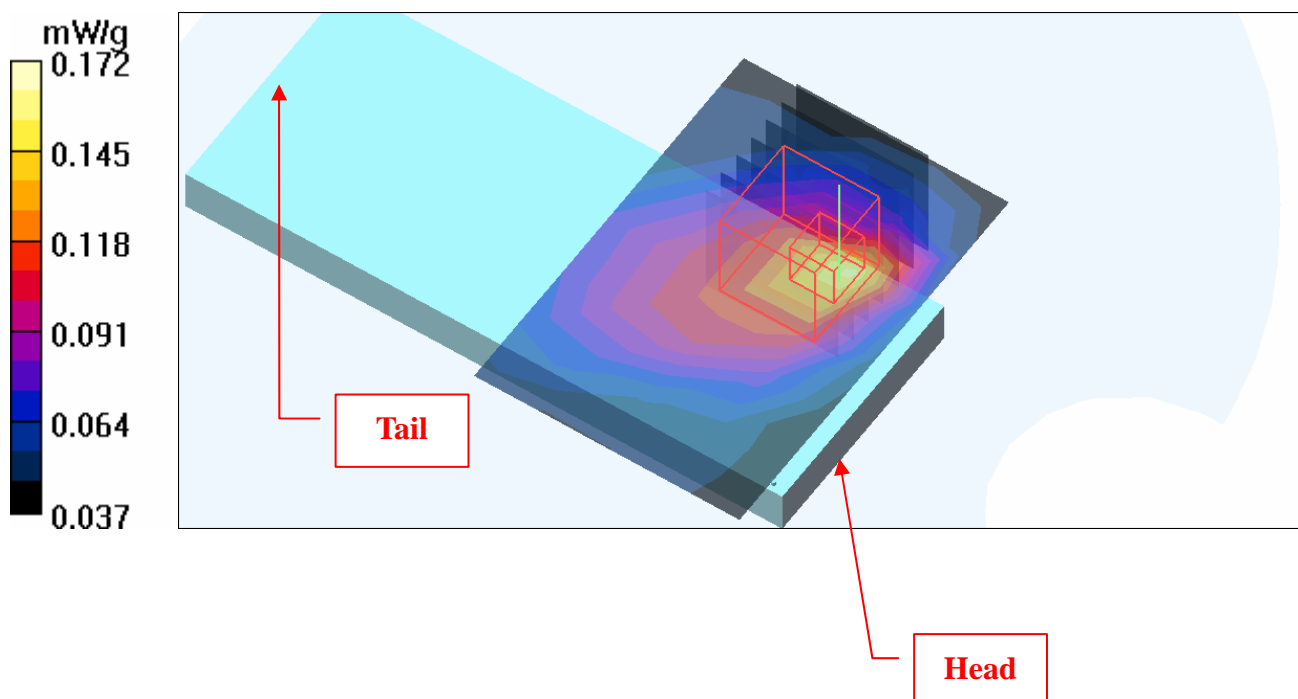
Low Channel 16/Zoom Scan (7x7x7) (7x7x7)/Cube 0: Measurement grid: dx=5mm, dy=5mm, dz=5mm

Reference Value = 5.33 V/m

Peak SAR (extrapolated) = 0.214 W/kg

SAR(1 g) = 0.135 mW/g; SAR(10 g) = 0.076 mW/g

Maximum value of SAR (measured) = 0.172 mW/g



Test Laboratory: Bureau Veritas ADT

M24-10M 16Q3_4-Ch396

DUT: WiMAX 802.16e Wave 2 PC Card ; Type: PC200

Communication System: FCC Wimax ; Frequency: 2600 MHz ; Duty Cycle: 1:4.05 ; Modulation type: 16QAM

Medium: MSL2600 Medium parameters used: $f = 2600$ MHz; $\sigma = 2.14$ mho/m; $\epsilon_r = 52.6$; $\rho = 1000$ kg/m³

Phantom section: Flat Section ; Separation distance : 10 mm (The bottom side of the EUT to the Phantom)

DASY4 Configuration:

- Probe: EX3DV3 - SN3506 ; ConvF(8.34, 8.34, 8.34) ; Calibrated: 2008/12/18
- Sensor-Surface: 3mm (Mechanical Surface Detection)
- Electronics: DAE3 Sn579 ; Calibrated: 2008/3/13
- Phantom: SAM 12 ; Type: SAM V4.0 ; Serial: TP 1202
- Measurement SW: DASY4, V4.7 Build 53 ; Postprocessing SW: SEMCAD, V1.8 Build 172

Mid Channel 396/Area Scan (5x7x1): Measurement grid: dx=15mm, dy=15mm

Maximum value of SAR (measured) = 0.088 mW/g

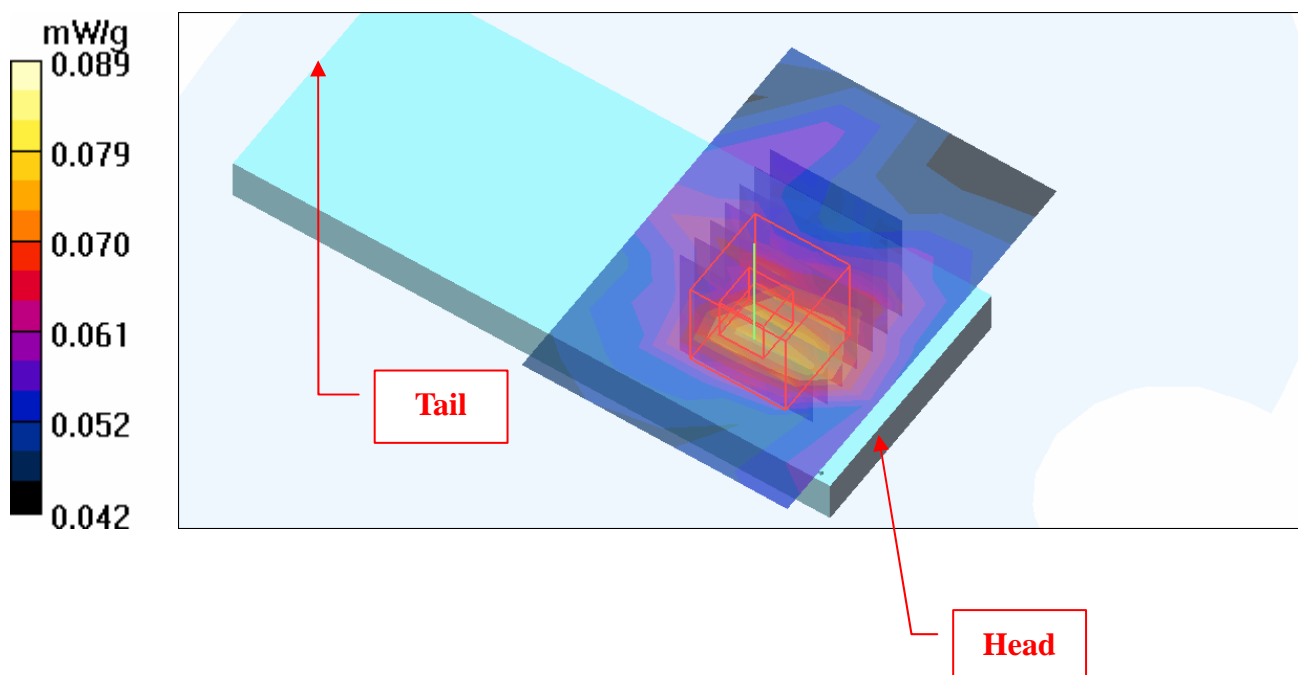
Mid Channel 396/Zoom Scan (7x7x7) (7x7x7)/Cube 0: Measurement grid: dx=5mm, dy=5mm, dz=5mm

Reference Value = 5.09 V/m

Peak SAR (extrapolated) = 0.117 W/kg

SAR(1 g) = 0.077 mW/g; SAR(10 g) = 0.064 mW/g

Maximum value of SAR (measured) = 0.089 mW/g



Test Laboratory: Bureau Veritas ADT

M24-10M 16Q3_4-Ch736

DUT: WiMAX 802.16e Wave 2 PC Card ; Type: PC200

Communication System: FCC Wimax ; Frequency: 2685 MHz ; Duty Cycle: 1:4.05 ; Modulation type: 16QAM

Medium: MSL2600 Medium parameters used: $f = 2685$ MHz; $\sigma = 2.24$ mho/m; $\epsilon_r = 52.3$; $\rho = 1000$ kg/m³

Phantom section: Flat Section ; Separation distance : 10 mm (The bottom side of the EUT to the Phantom)

DASY4 Configuration:

- Probe: EX3DV3 - SN3506 ; ConvF(8.34, 8.34, 8.34) ; Calibrated: 2008/12/18
- Sensor-Surface: 3mm (Mechanical Surface Detection)
- Electronics: DAE3 Sn579 ; Calibrated: 2008/3/13
- Phantom: SAM 12 ; Type: SAM V4.0 ; Serial: TP 1202
- Measurement SW: DASY4, V4.7 Build 53 ; Postprocessing SW: SEMCAD, V1.8 Build 172

High Channel 736/Area Scan (5x7x1): Measurement grid: dx=15mm, dy=15mm

Maximum value of SAR (measured) = 0.063 mW/g

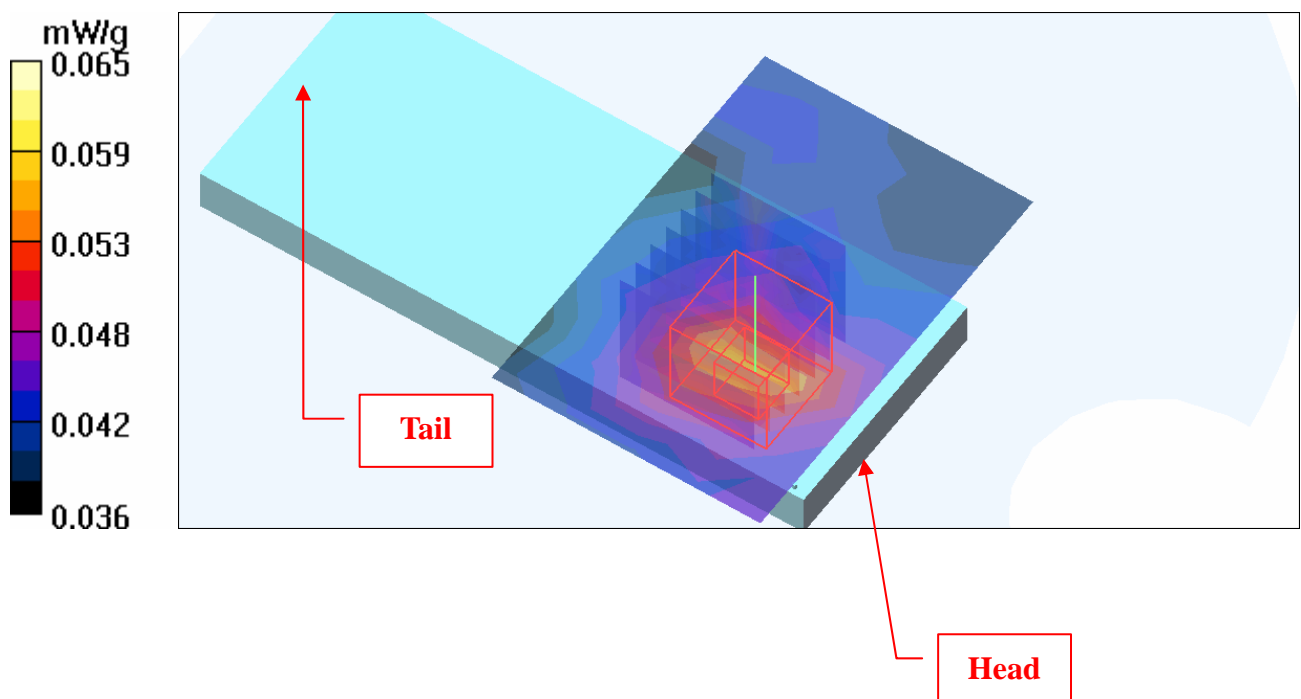
High Channel 736/Zoom Scan (7x7x7) (7x7x7)/Cube 0: Measurement grid: dx=5mm, dy=5mm, dz=5mm

Reference Value = 4.61 V/m

Peak SAR (extrapolated) = 0.086 W/kg

SAR(1 g) = **0.057 mW/g**; SAR(10 g) = 0.053 mW/g

Maximum value of SAR (measured) = 0.065 mW/g



Test Laboratory: Bureau Veritas ADT

10M 16Q1_2-Ch16 (Zoom Scan Set dx=2.5 dy=2.5 dz=2.5)**DUT: WiMAX 802.16e Wave 2 PC Card ; Type: PC200**

Communication System: FCC Wimax ; Frequency: 2505 MHz ; Duty Cycle: 1:4.05 ; Modulation type: 16QAM

Medium: MSL2600 Medium parameters used: $f = 2505$ MHz; $\sigma = 2.08$ mho/m; $\epsilon_r = 53.6$; $\rho = 1000$ kg/m³

Phantom section: Flat Section ; Separation distance : 10 mm (The bottom side of the EUT to the Phantom)

DASY4 Configuration:

- Probe: EX3DV3 - SN3506 ; ConvF(8.34, 8.34, 8.34) ; Calibrated: 2008/12/18
- Sensor-Surface: 2mm (Mechanical Surface Detection)
- Electronics: DAE3 Sn579 ; Calibrated: 2008/3/13
- Phantom: SAM 12 ; Type: SAM V4.0 ; Serial: TP 1202
- Measurement SW: DASY4, V4.7 Build 53 ; Postprocessing SW: SEMCAD, V1.8 Build 172

Low Channel 16/Area Scan (5x13x1): Measurement grid: dx=15mm, dy=15mm

Maximum value of SAR (measured) = 0.624 mW/g

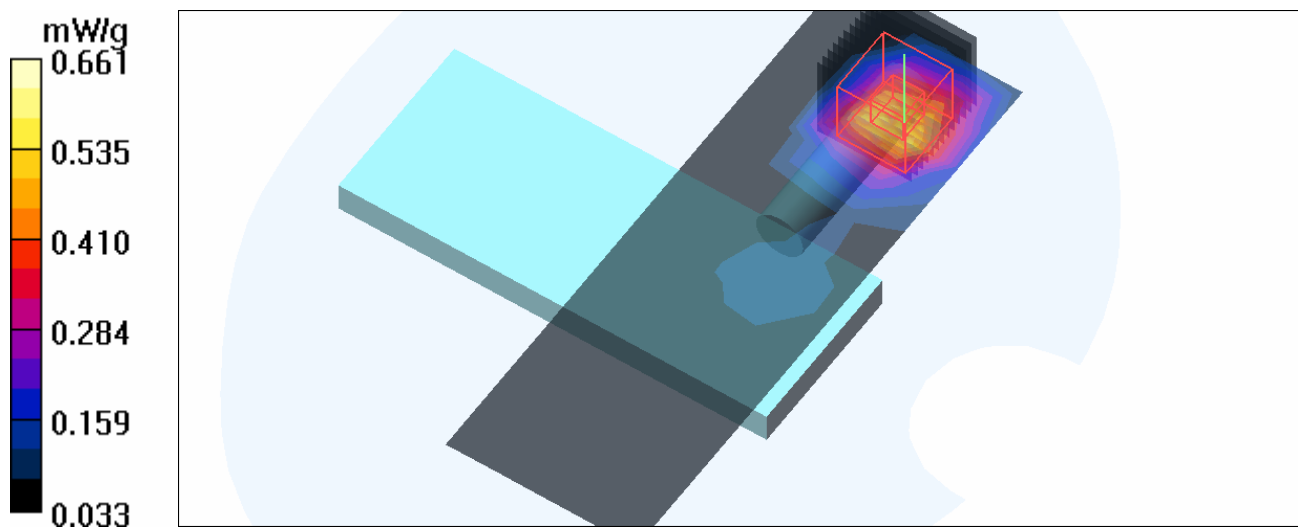
Low Channel 16/ Zoom Scan (7x7x7) (13x13x13)/Cube 0: Measurement grid: dx=2.5mm, dy=2.5mm, dz=2.5mm

Reference Value = 14.7 V/m

Peak SAR (extrapolated) = 0.958 W/kg

SAR(1 g) = 0.542 mW/g; SAR(10 g) = 0.310 mW/g

Maximum value of SAR (measured) = 0.661 mW/g



Test Laboratory: Advance Data Technology

System Validation Check-MSL 2600MHz

DUT: Dipole 2600 MHz ; Type: D2600V2 ; Serial: 1020 ; Test Frequency: 2600 MHz

Communication System: CW ; Frequency: 2600 MHz; Duty Cycle: 1:1; Modulation type: CW
Medium: MSL2600; Medium parameters used: $f = 2600$ MHz; $\sigma = 2.17$ mho/m; $\epsilon_r = 53.3$; $\rho = 1000$ kg/m³ ; Liquid level : 151 mm
Phantom section: Flat Section ; Separation distance : 10 mm (The feetpoint of the dipole to the Phantom) Air temp. : 22.4 degrees ; Liquid temp. : 21.2 degrees

DASY4 Configuration:

- Probe: EX3DV3 - SN3506 ; ConvF(8.34, 8.34, 8.34) ; Calibrated: 2008/12/18
- Sensor-Surface: 3mm (Mechanical Surface Detection)
- Electronics: DAE3 Sn579; Calibrated: 2008/3/13
- Phantom: SAM 12; Type: SAM V4.0; Serial: TP 1202
- Measurement SW: DASY4, V4.7 Build 53; Postprocessing SW: SEMCAD, V1.8 Build 172

d=10mm, Pin=250mW/Area Scan (5x7x1): Measurement grid: dx=15mm, dy=15mm
Maximum value of SAR (measured) = 18.3 mW/g

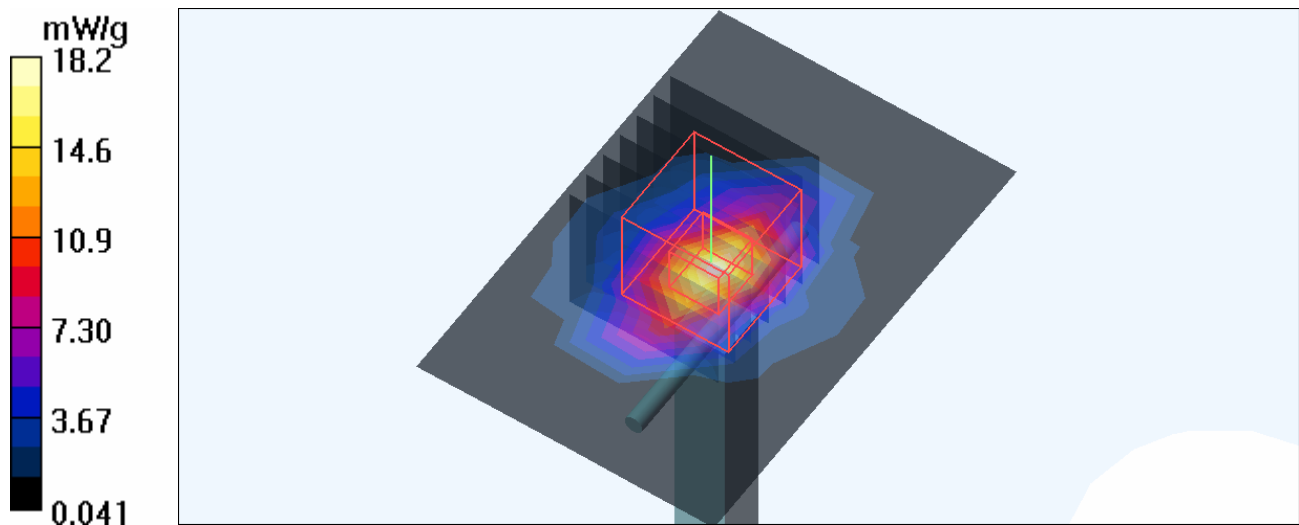
d=10mm, Pin=250mW/Zoom Scan (7x7x7)/Cube 0: Measurement grid: dx=5mm, dy=5mm, dz=5mm

Reference Value = 91.8 V/m; Power Drift = -0.102 dB

Peak SAR (extrapolated) = 30.8 W/kg

SAR(1 g) = 13.5 mW/g; SAR(10 g) = 5.94 mW/g

Maximum value of SAR (measured) = 18.2 mW/g



Test Laboratory: Advance Data Technology

System Validation Check-MSL 2600MHz

DUT: Dipole 2600 MHz ; Type: D2600V2 ; Serial: 1020 ; Test Frequency: 2600 MHz

Communication System: CW ; Frequency: 2600 MHz; Duty Cycle: 1:1; Modulation type: CW
Medium: MSL2600; Medium parameters used: $f = 2600$ MHz; $\sigma = 2.14$ mho/m; $\epsilon_r = 52.6$; $\rho = 1000$ kg/m³ ; Liquid level : 155 mm
Phantom section: Flat Section ; Separation distance : 10 mm (The feetpoint of the dipole to the Phantom) Air temp. : 22.8 degrees ; Liquid temp. : 21.9 degrees

DASY4 Configuration:

- Probe: EX3DV3 - SN3506 ; ConvF(8.34, 8.34, 8.34) ; Calibrated: 2008/12/18
- Sensor-Surface: 3mm (Mechanical Surface Detection)
- Electronics: DAE3 Sn579; Calibrated: 2008/3/13
- Phantom: SAM 12; Type: SAM V4.0; Serial: TP 1202
- Measurement SW: DASY4, V4.7 Build 53; Postprocessing SW: SEMCAD, V1.8 Build 172

d=10mm, Pin=250mW/Area Scan (5x7x1): Measurement grid: dx=15mm, dy=15mm
Maximum value of SAR (measured) = 18.1 mW/g

d=10mm, Pin=250mW/Zoom Scan (7x7x7)/Cube 0: Measurement grid: dx=5mm, dy=5mm, dz=5mm

Reference Value = 92.3 V/m; Power Drift = -0.057 dB

Peak SAR (extrapolated) = 30.6 W/kg

SAR(1 g) = 13.6 mW/g; SAR(10 g) = 5.98 mW/g

Maximum value of SAR (measured) = 18.3 mW/g

