

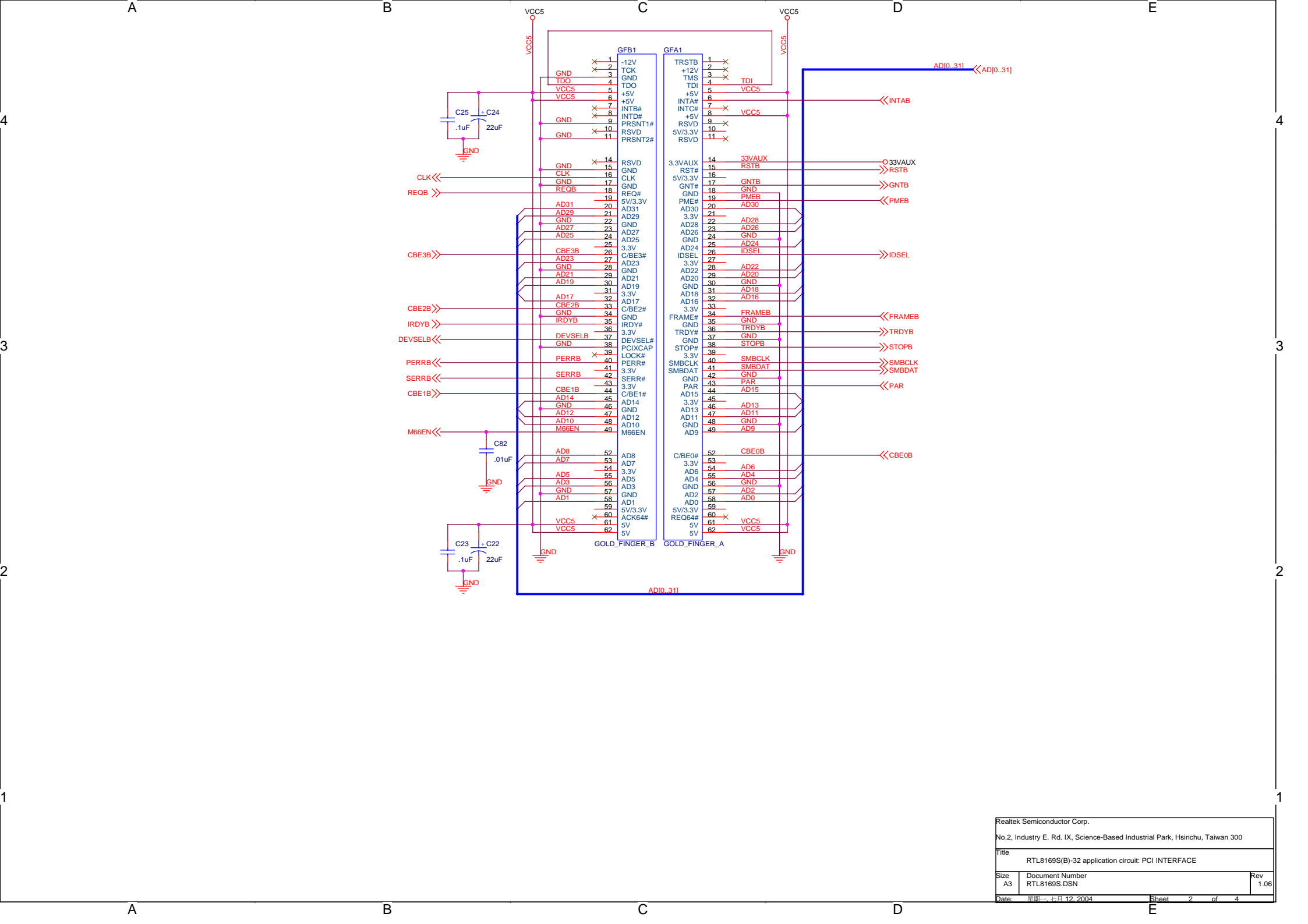
RTL8169S(B)-32 Application Circuit

Rev. 1.06

PAGE INDEX

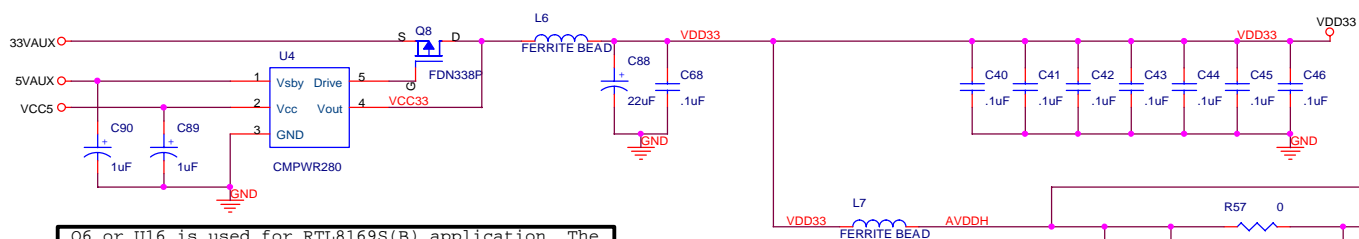
1. Title page
2. PCI INTERFACE
3. POWER
4. RTL8169S(B)-32

Realtek Semiconductor Corp.		
No.2, Industry E. Rd. IX, Science-Based Industrial Park, Hsinchu, Taiwan 300		
Title RTL8169S(B)-32 application circuit: Index		
Size A3	Document Number RTL8169S.DSN	Rev 1.06
Date: 星期一, 七月 12, 2004	Sheet	1 of 4



4
3
2
1

* C40 to C46 are for U17 RTL8169S(B) VDD33 pins, such as 26, 41, 56, 71, 84, 94 and 107.



Q6 or U16 is used for RTL8169S(B) application. The 2.5V power can be supplied by external 2.5V regulator, U16. Or by internal regulator in RTL8169S(B) and external BJT, Q6.

At RTL8169S application, remove R57.
At RTL8169SB application, R57 must be placed

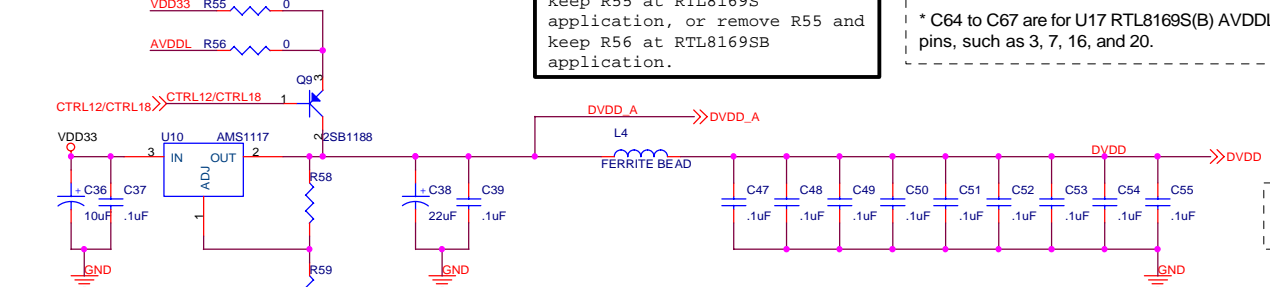
* C77 and C78 are for U17 RTL8169S(B) AVDDH pins, such as 10 and 120.

* C76 is used for U17 RTL8169SB pin 12.



If Q9 is used, remove R56 and keep R55 at RTL8169S application, or remove R55 and keep R56 at RTL8169SB application.

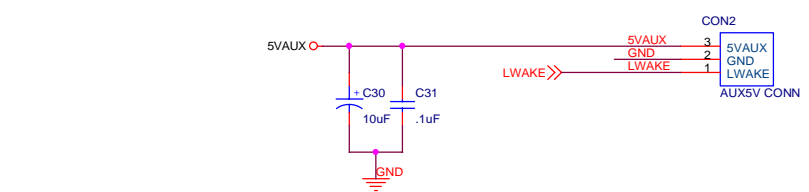
* C64 to C67 are for U17 RTL8169S(B) AVDDL pins, such as 3, 7, 16, and 20.



* C47 to C55 are for U17 RTL8169S(B) DVDD pins, such as 24, 32, 45, 54, 64, 78, 99, 110 and 116.

Q9 or U10 is used for RTL8169S(B) application. The DVDD power can be supplied by external adjustable regulator, U10. Or by internal regulator in RTL8169S(B) and external BJT, Q9.

If U10 is used, R58 and R59 can be set to 2.7K and 1.2K to have 1.8V output power at RTL8169S application, or set to R58(Open) and R59(0) to have 1.25V output power at RTL8169SB application.



Realtek Semiconductor Corp.		
No.2, Industry E. Rd. IX, Science-Based Industrial Park, Hsinchu, Taiwan 300		
Title RTL8169S(B)-32 application circuit		
Size A3	Document Number RTL8169S.DSN	Rev 1.06
Date: 星期二, 七月 12, 2004	Sheet 3	of 4

A B C D E

