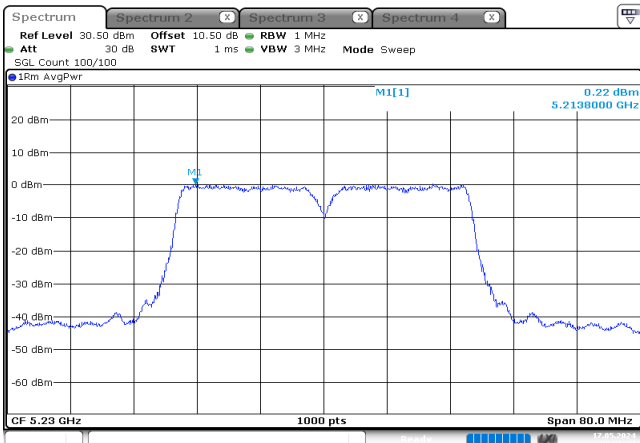
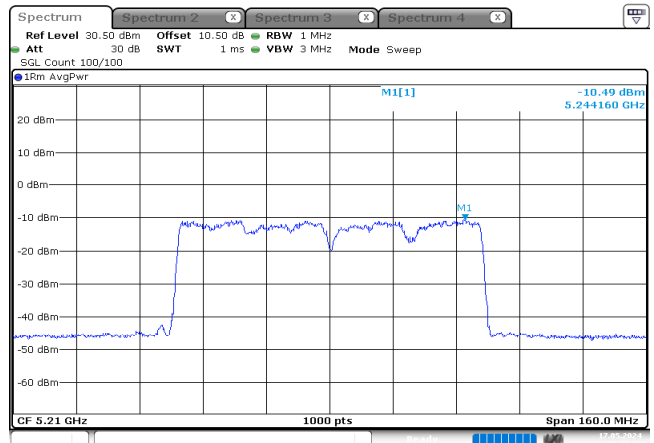


ac40_5230MHz_Chain 2



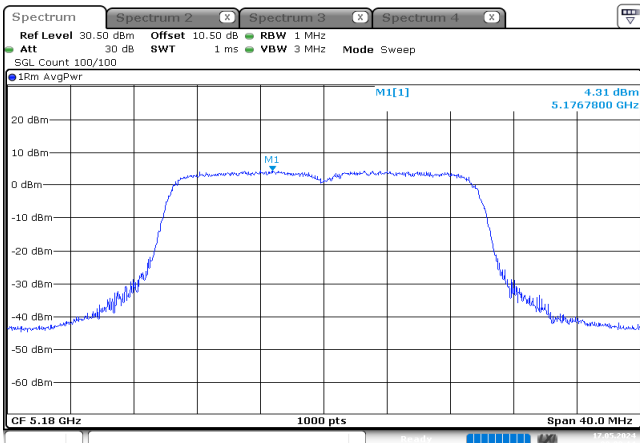
ProjectNo.:2402S71526E-RF Tester:Jojo Zhou
Date: 17.MAY.2024 09:06:44

ac80_5210MHz_Chain 2



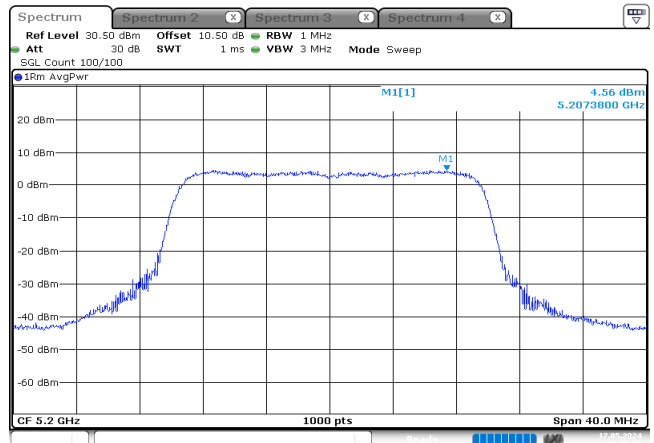
ProjectNo.:2402S71526E-RF Tester:Jojo Zhou
Date: 17.MAY.2024 09:07:26

ax20_5180MHz_RU_Full_Chain 2



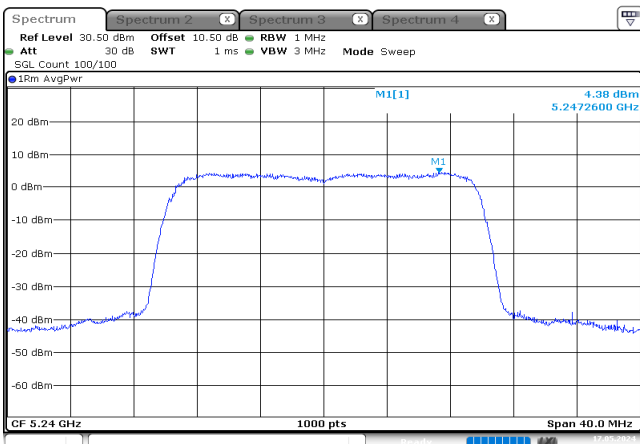
ProjectNo.:2402S71526E-RF Tester:Jojo Zhou
Date: 17.MAY.2024 09:08:14

ax20_5200MHz_RU_Full_Chain 2



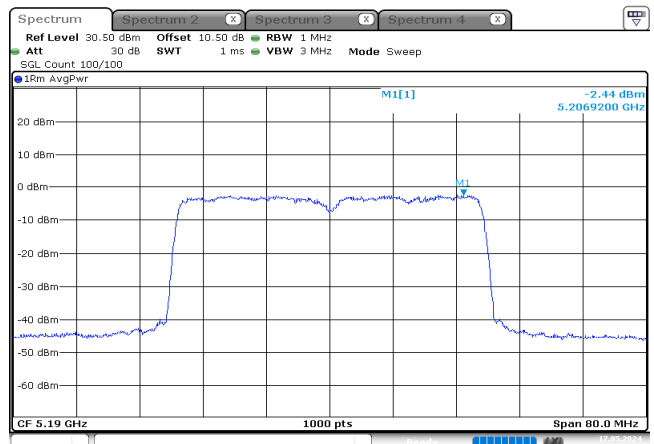
ProjectNo.:2402S71526E-RF Tester:Jojo Zhou
Date: 17.MAY.2024 09:08:38

ax20_5240MHz_RU_Full_Chain 2



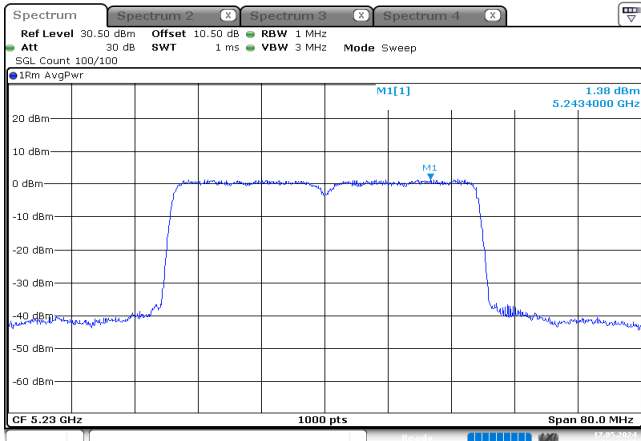
ProjectNo.:2402S71526E-RF Tester:Jojo Zhou
Date: 17.MAY.2024 09:09:03

ax40_5190MHz_RU_Full_Chain 2



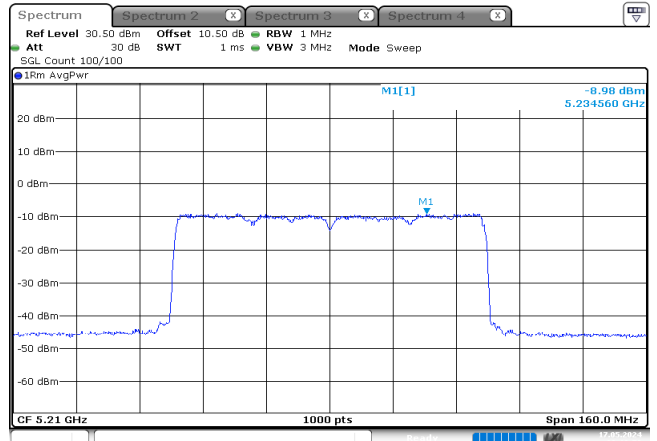
ProjectNo.:2402S71526E-RF Tester:Jojo Zhou
Date: 17.MAY.2024 09:09:36

ax40_5230MHz_RU_Full_Chain 2



ProjectNo.:2402S71526E-RF Tester:Jojo Zhou
Date: 17.MAY.2024 09:10:04

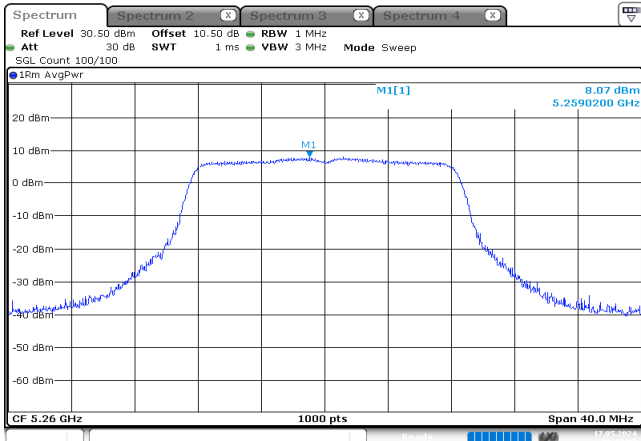
ax80_5210MHz_RU_Full_Chain 2



ProjectNo.:2402S71526E-RF Tester:Jojo Zhou
Date: 17.MAY.2024 09:10:58

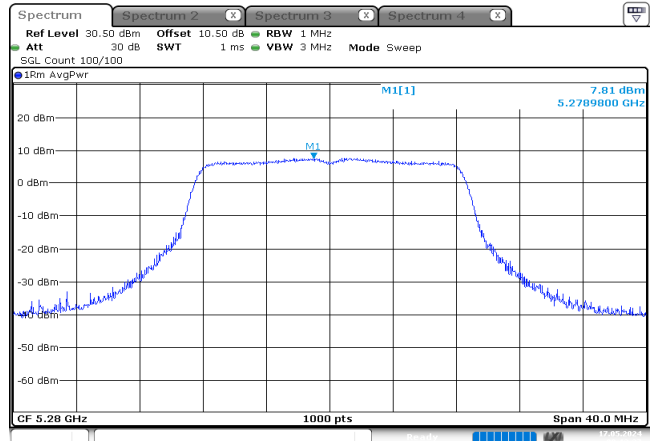
5250-5350 MHz

a_5260MHz_Chain 2



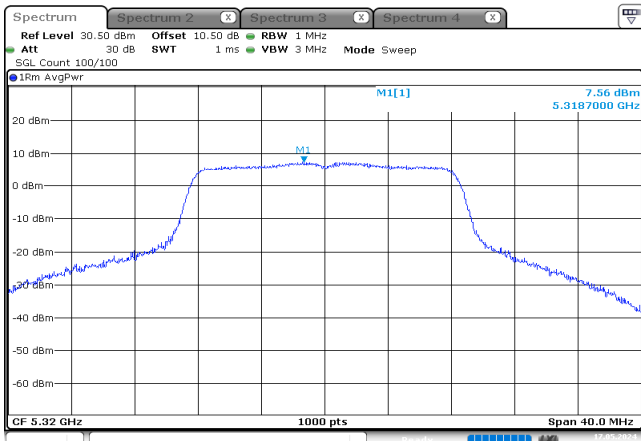
ProjectNo.:2402S71526E-RF Tester:Jojo Zhou
Date: 17.MAY.2024 09:13:03

a_5280MHz_Chain 2



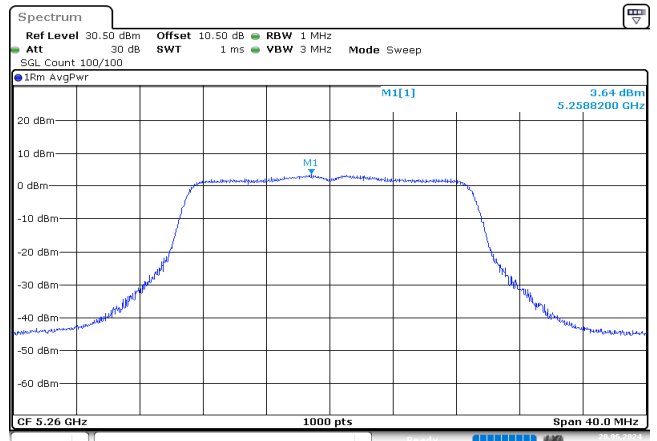
ProjectNo.:2402S71526E-RF Tester:Jojo Zhou
Date: 17.MAY.2024 09:13:27

a_5320MHz_Chain 2



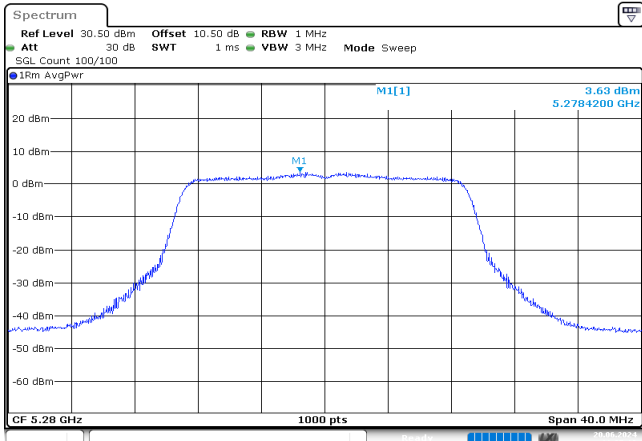
ProjectNo.:2402S71526E-RF Tester:Jojo Zhou
Date: 17.MAY.2024 09:13:52

n20_5260MHz_Chain 2



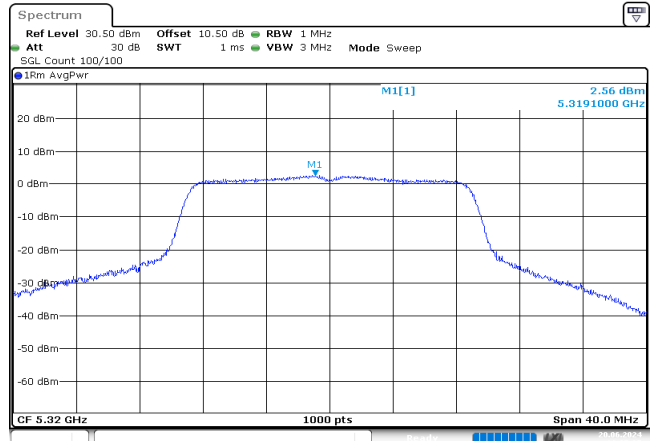
ProjectNo.:2402S71526E-RF Tester:Jojo Zhou
Date: 20.JUN.2024 11:06:46

n20_5280MHz_Chain 2



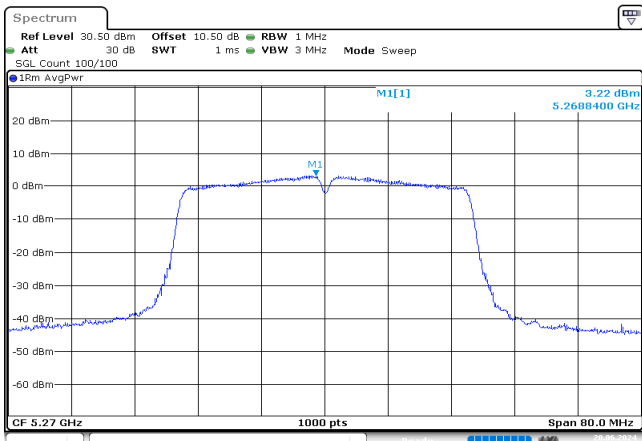
ProjectNo.:2402S71526E-RF Tester:Jojo Zhou
Date: 20.JUN.2024 11:07:16

n20_5320MHz_Chain 2



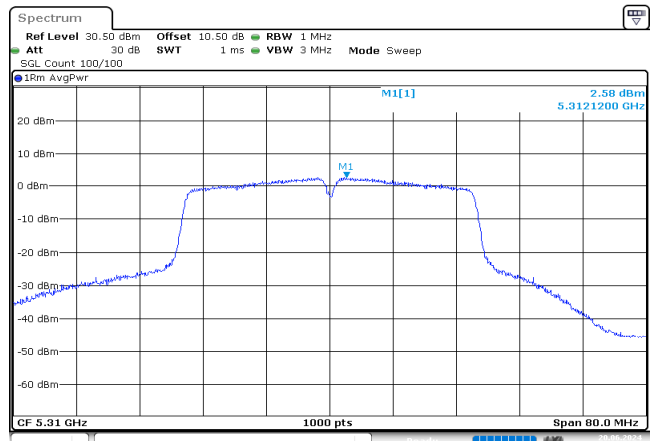
ProjectNo.:2402S71526E-RF Tester:Jojo Zhou
Date: 20.JUN.2024 11:07:37

n40_5270MHz_Chain 2



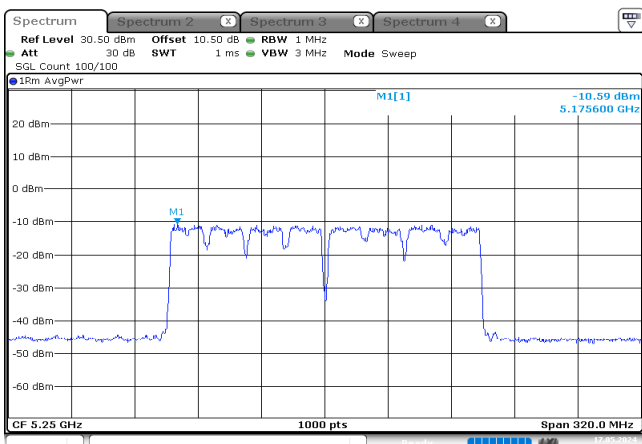
ProjectNo.:2402S71526E-RF Tester:Jojo Zhou
Date: 20.JUN.2024 11:08:39

n40_5310MHz_Chain 2



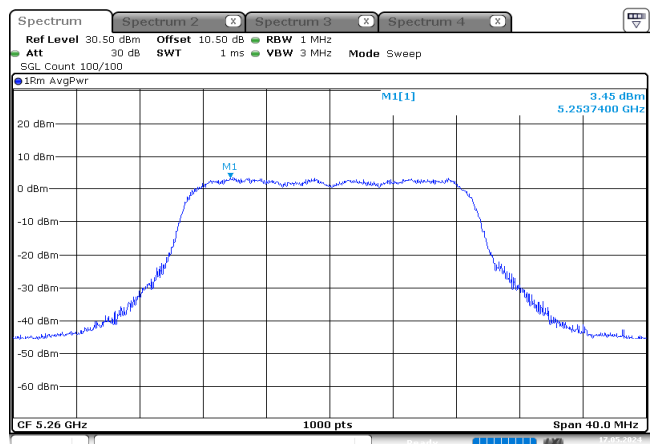
ProjectNo.:2402S71526E-RF Tester:Jojo Zhou
Date: 20.JUN.2024 11:09:02

ac160_5250MHz_Chain 2



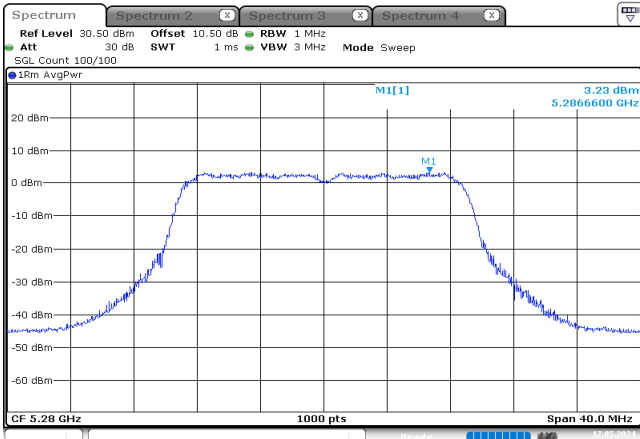
ProjectNo.:2402S71526E-RF Tester:Jojo Zhou
Date: 17.MAY.2024 09:27:39

ac20_5260MHz_Chain 2



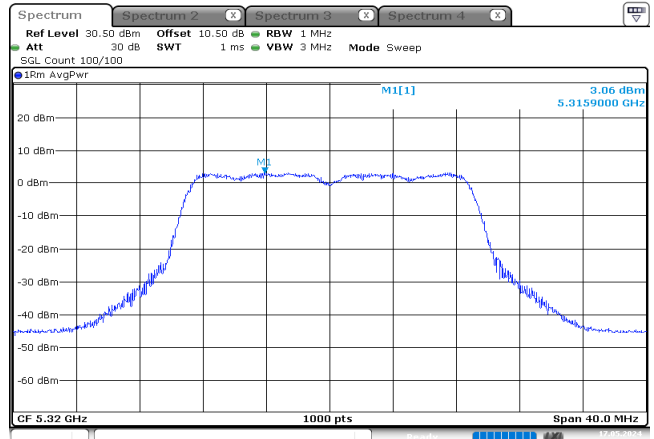
ProjectNo.:2402S71526E-RF Tester:Jojo Zhou
Date: 17.MAY.2024 09:17:37

ac20_5280MHz_Chain 2



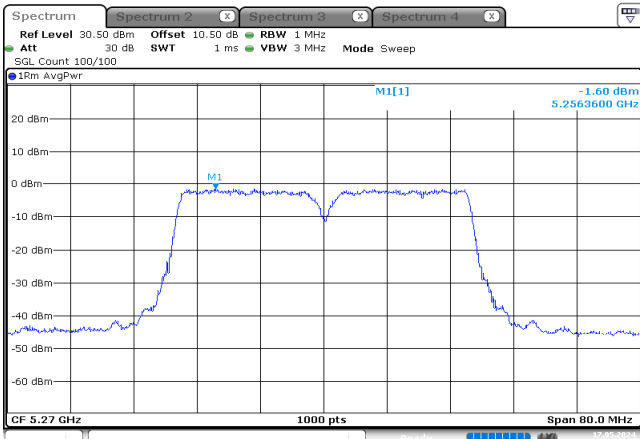
ProjectNo.:2402S71526E-RF Tester:Jojo Zhou
Date: 17.MAY.2024 09:17:55

ac20_5320MHz_Chain 2



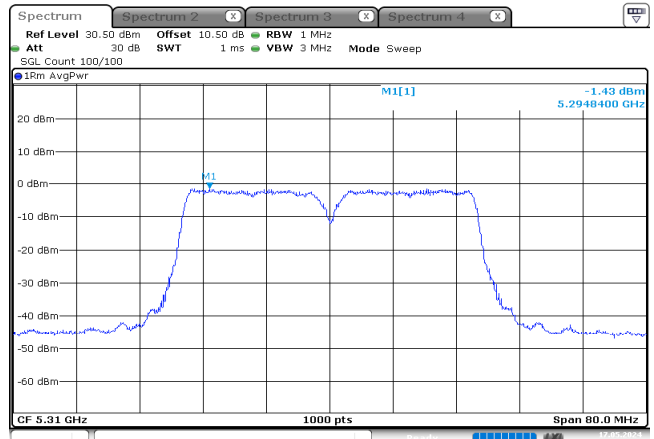
ProjectNo.:2402S71526E-RF Tester:Jojo Zhou
Date: 17.MAY.2024 09:18:18

ac40_5270MHz_Chain 2



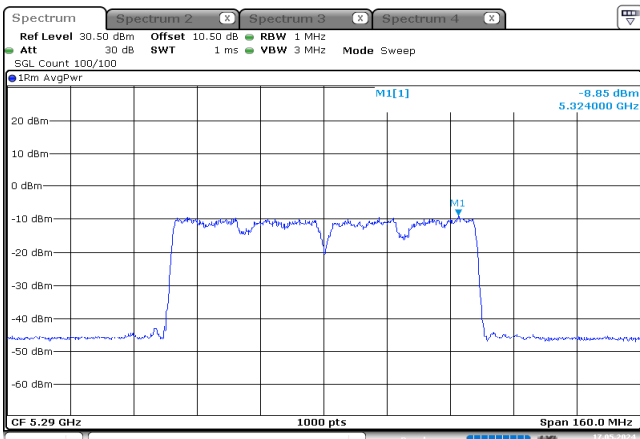
ProjectNo.:2402S71526E-RF Tester:Jojo Zhou
Date: 17.MAY.2024 09:18:49

ac40_5310MHz_Chain 2



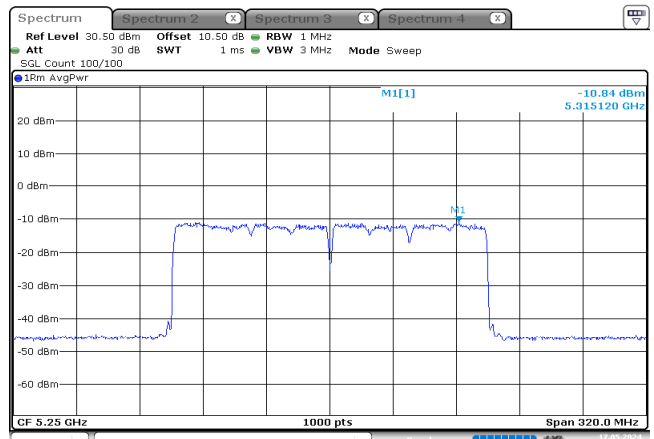
ProjectNo.:2402S71526E-RF Tester:Jojo Zhou
Date: 17.MAY.2024 09:19:26

ac80_5290MHz_Chain 2



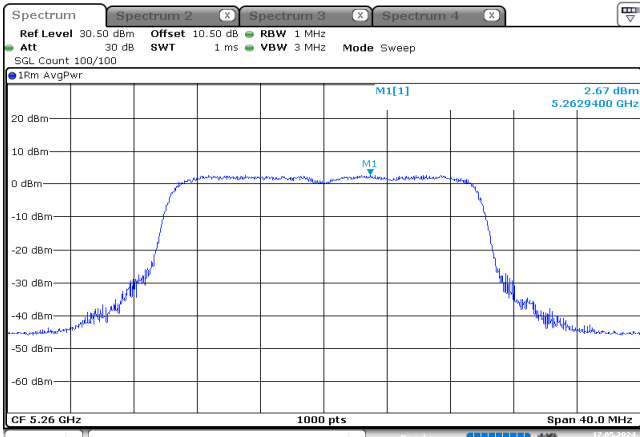
ProjectNo.:2402S71526E-RF Tester:Jojo Zhou
Date: 17.MAY.2024 09:20:15

ax160_5250MHz_RU_Full_Chain 2



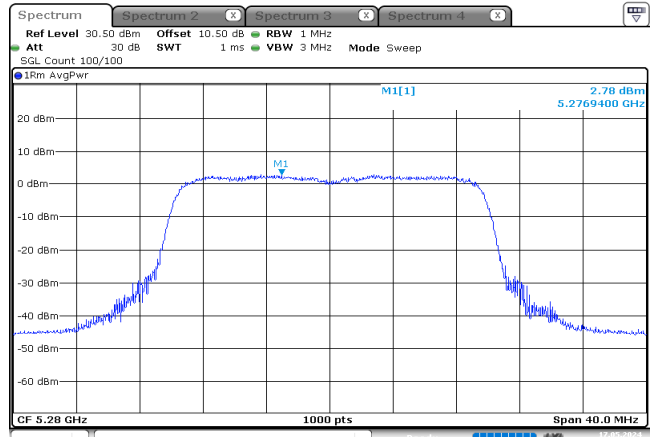
ProjectNo.:2402S71526E-RF Tester:Jojo Zhou
Date: 17.MAY.2024 09:28:03

ax20_5260MHz_RU_Full_Chain 2



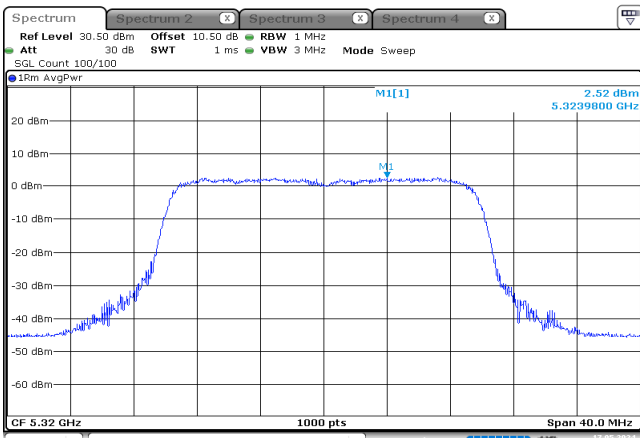
ProjectNo.:2402S71526E-RF Tester:Jojo Zhou
Date: 17.MAY.2024 09:21:59

ax20_5280MHz_RU_Full_Chain 2



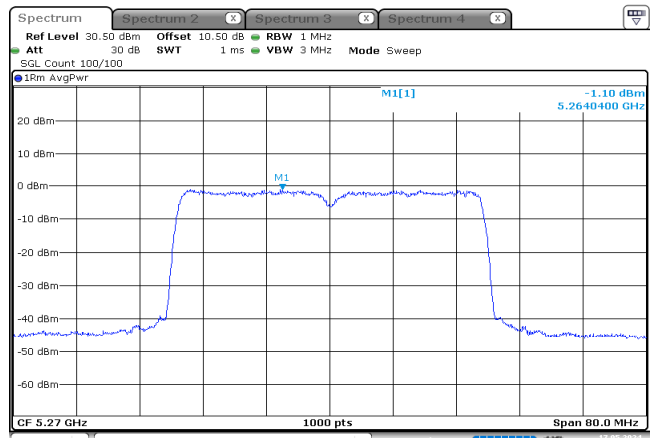
ProjectNo.:2402S71526E-RF Tester:Jojo Zhou
Date: 17.MAY.2024 09:25:11

ax20_5320MHz_RU_Full_Chain 2



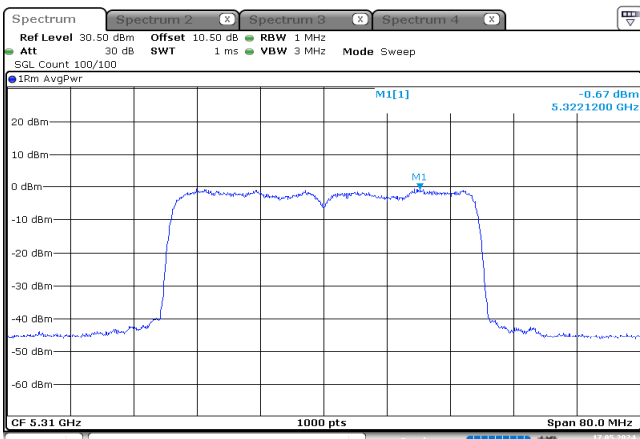
ProjectNo.:2402S71526E-RF Tester:Jojo Zhou
Date: 17.MAY.2024 09:25:31

ax40_5270MHz_RU_Full_Chain 2



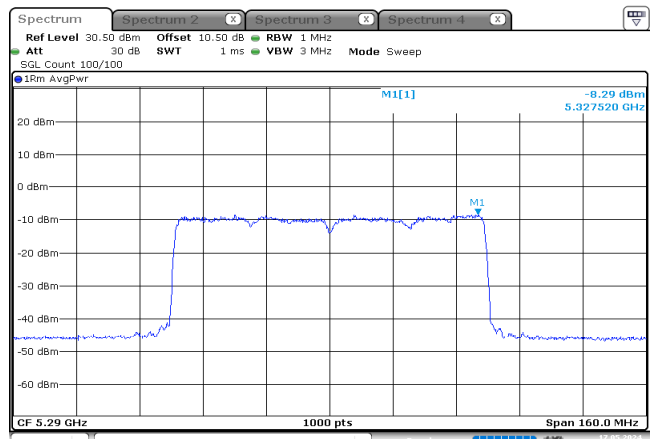
ProjectNo.:2402S71526E-RF Tester:Jojo Zhou
Date: 17.MAY.2024 09:26:01

ax40_5310MHz_RU_Full_Chain 2



ProjectNo.:2402S71526E-RF Tester:Jojo Zhou
Date: 17.MAY.2024 09:26:23

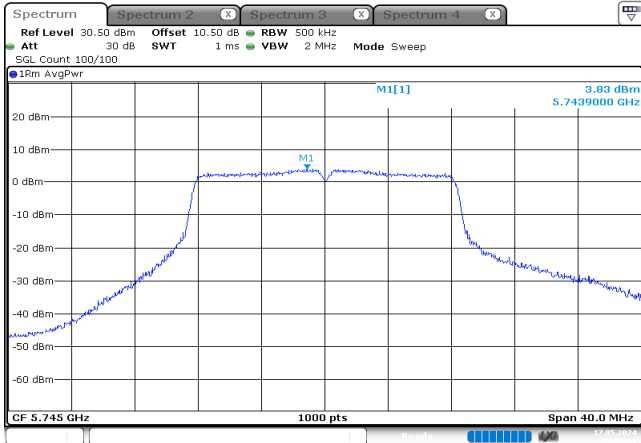
ax80_5290MHz_RU_Full_Chain 2



ProjectNo.:2402S71526E-RF Tester:Jojo Zhou
Date: 17.MAY.2024 09:26:56

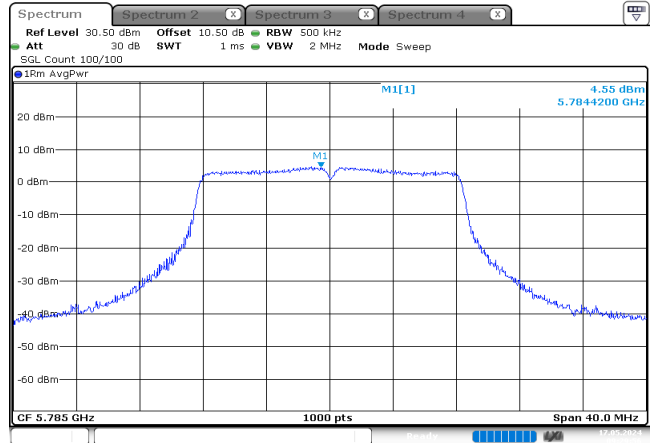
5725-5850 MHz

a_5745MHz_Chain 2



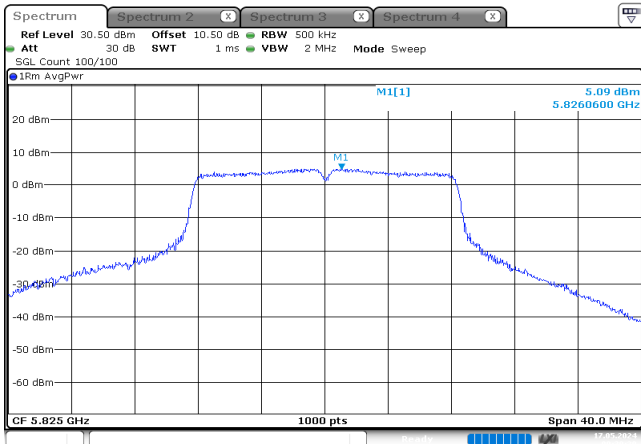
ProjectNo.:2402S71526E-RF Tester:Jojo Zhou
Date: 17.MAY.2024 09:29:31

a_5785MHz_Chain 2



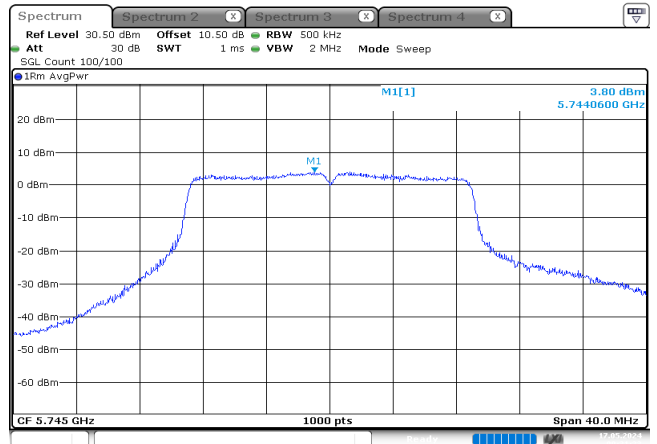
ProjectNo.:2402S71526E-RF Tester:Jojo Zhou
Date: 17.MAY.2024 09:29:56

a_5825MHz_Chain 2



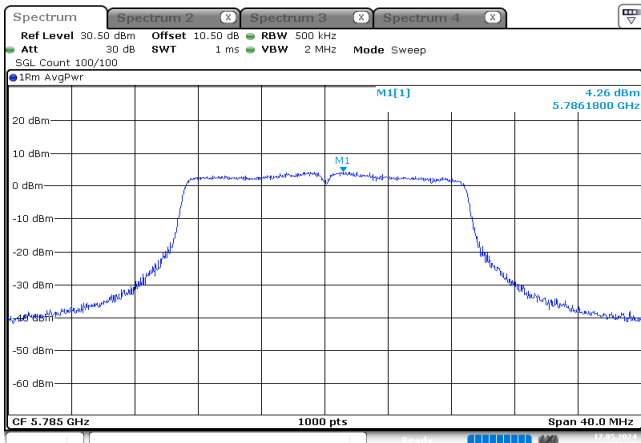
ProjectNo.:2402S71526E-RF Tester:Jojo Zhou
Date: 17.MAY.2024 09:30:20

n20_5745MHz_Chain 2



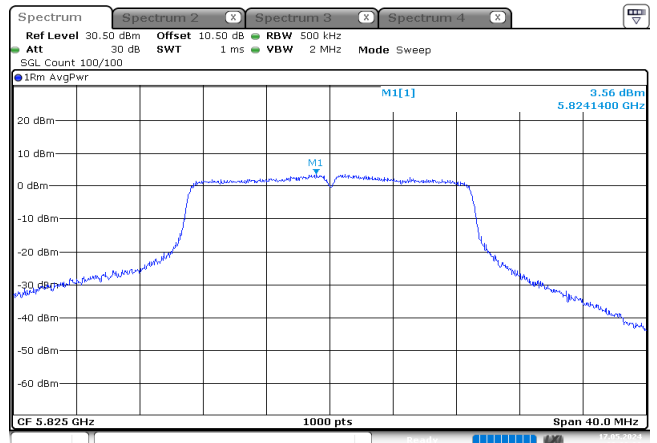
ProjectNo.:2402S71526E-RF Tester:Jojo Zhou
Date: 17.MAY.2024 09:31:23

n20_5785MHz_Chain 2



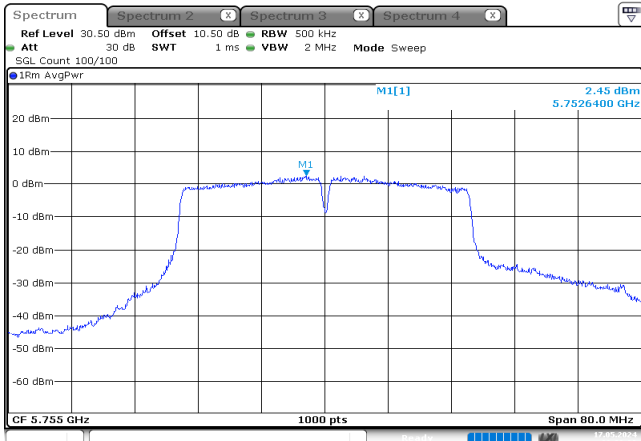
ProjectNo.:2402S71526E-RF Tester:Jojo Zhou
Date: 17.MAY.2024 09:32:07

n20_5825MHz_Chain



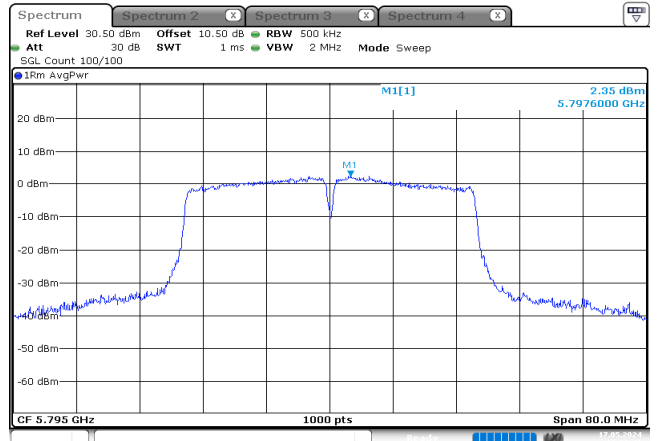
ProjectNo.:2402S71526E-RF Tester:Jojo Zhou
Date: 17.MAY.2024 09:32:29

n40_5755MHz_Chain 2



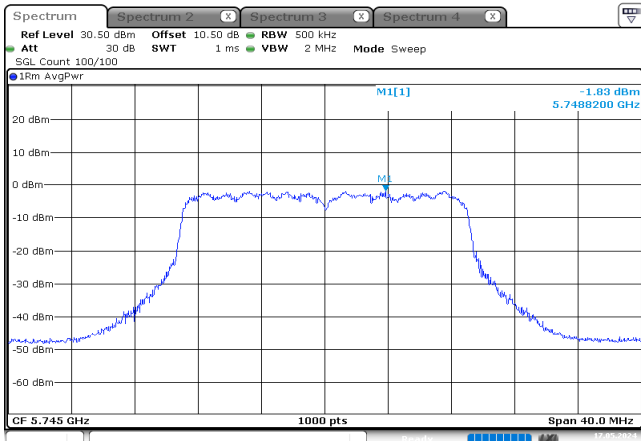
ProjectNo.:2402S71526E-RF Tester:Jojo Zhou
Date: 17.MAY.2024 09:33:25

n40_5795MHz_Chain 2



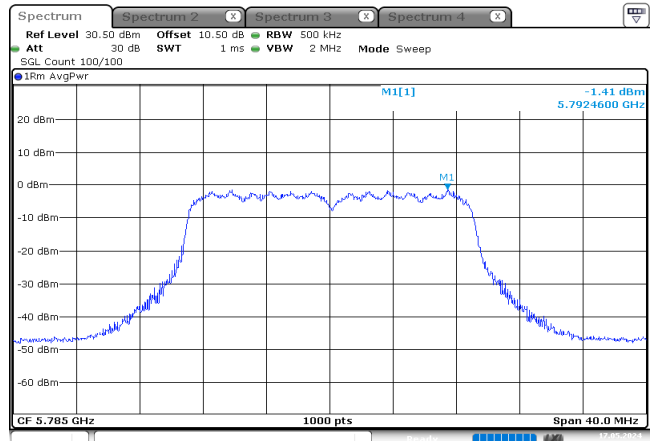
ProjectNo.:2402S71526E-RF Tester:Jojo Zhou
Date: 17.MAY.2024 09:33:48

ac20_5745MHz_Chain 2



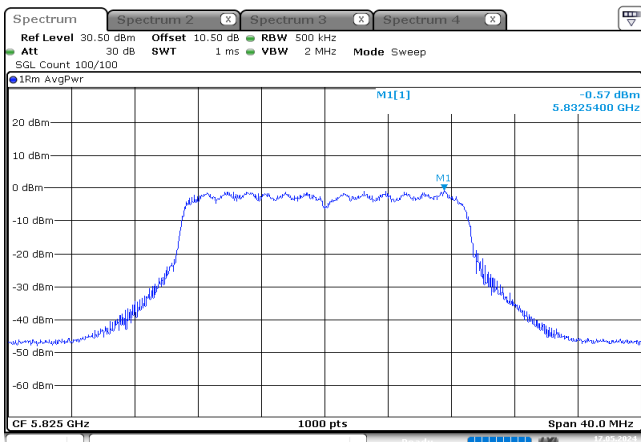
ProjectNo.:2402S71526E-RF Tester:Jojo Zhou
Date: 17.MAY.2024 09:34:40

ac20_5785MHz_Chain 2



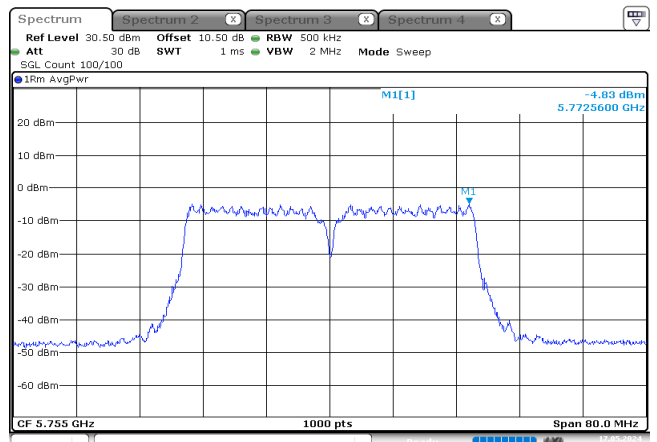
ProjectNo.:2402S71526E-RF Tester:Jojo Zhou
Date: 17.MAY.2024 09:35:01

ac20_5825MHz_Chain 2



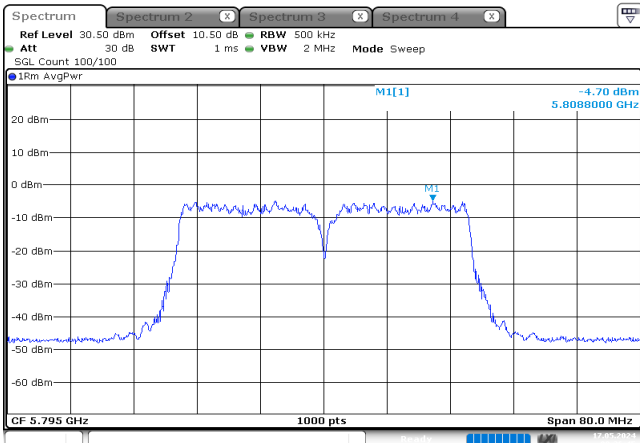
ProjectNo.:2402S71526E-RF Tester:Jojo Zhou
Date: 17.MAY.2024 09:35:34

ac40_5755MHz_Chain 2



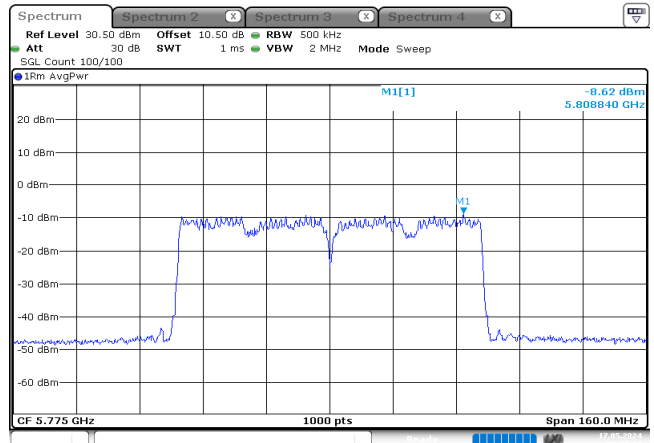
ProjectNo.:2402S71526E-RF Tester:Jojo Zhou
Date: 17.MAY.2024 09:36:22

ac40_5795MHz_Chain 2



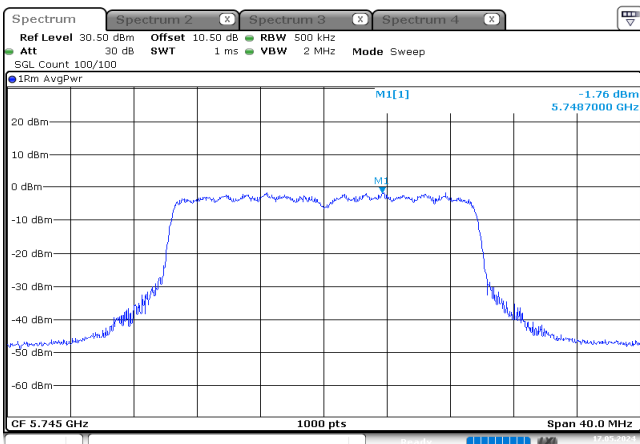
ProjectNo.:2402S71526E-RF Tester:Jojo Zhou
Date: 17.MAY.2024 09:36:45

ac80_5775MHz_Chain 2



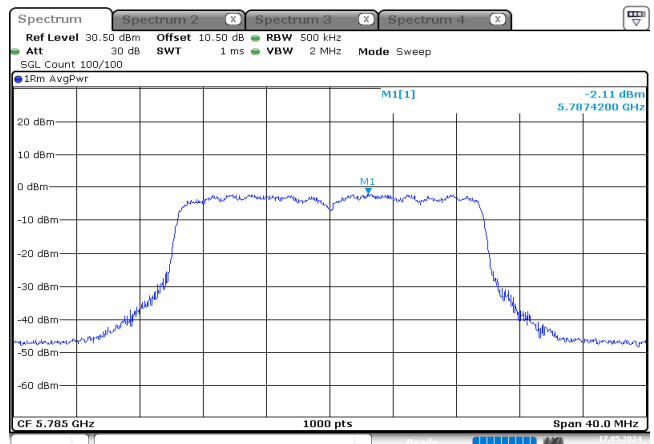
ProjectNo.:2402S71526E-RF Tester:Jojo Zhou
Date: 17.MAY.2024 09:37:17

ax20_5745MHz_RU_Full_Chain 2



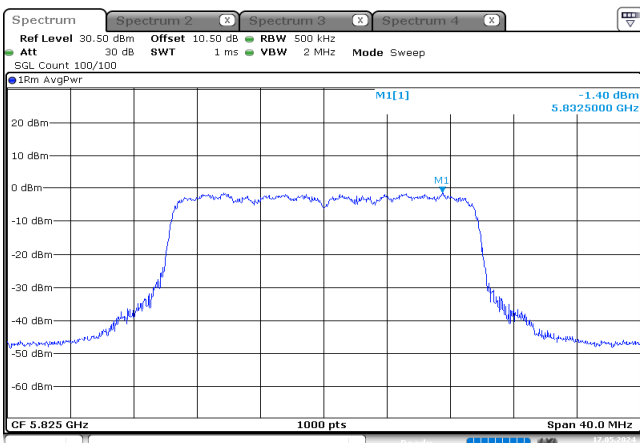
ProjectNo.:2402S71526E-RF Tester:Jojo Zhou
Date: 17.MAY.2024 09:38:10

ax20_5785MHz_RU_Full_Chain 2



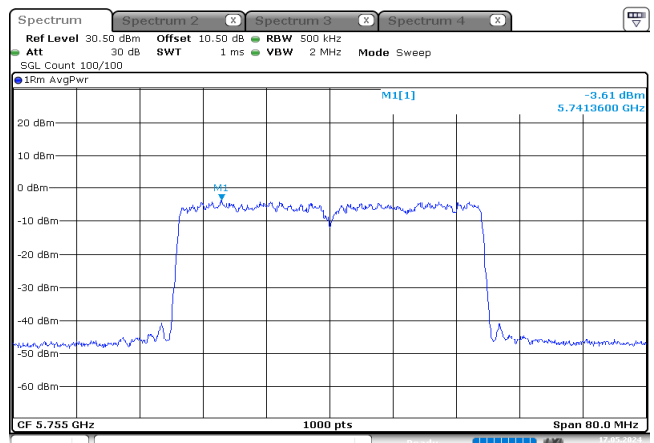
ProjectNo.:2402S71526E-RF Tester:Jojo Zhou
Date: 17.MAY.2024 09:39:02

ax20_5825MHz_RU_Full_Chain 2



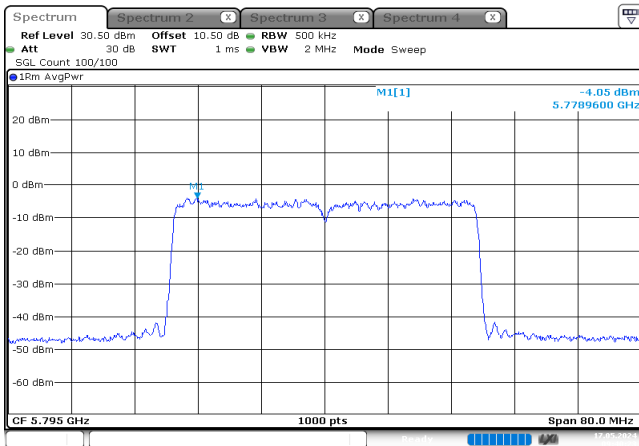
ProjectNo.:2402S71526E-RF Tester:Jojo Zhou
Date: 17.MAY.2024 09:39:27

ax40_5755MHz_RU_Full_Chain 2



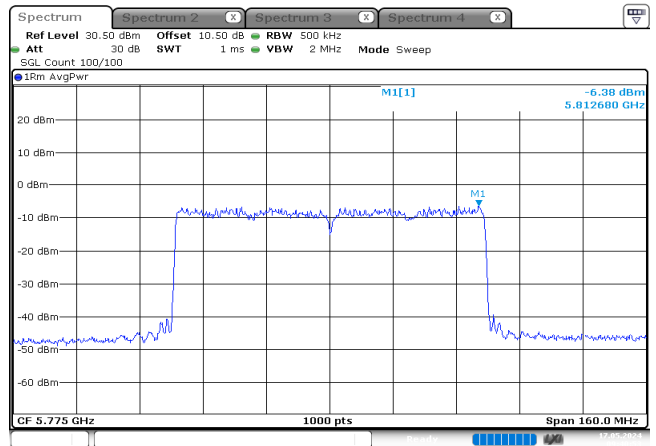
ProjectNo.:2402S71526E-RF Tester:Jojo Zhou
Date: 17.MAY.2024 09:40:00

ax40_5795MHz_RU_Full_Chain 2



ProjectNo.:2402S71526E-RF Tester:Jojo Zhou
Date: 17.MAY.2024 09:40:23

ax80_5775MHz_RU_Full_Chain 2



ProjectNo.:2402S71526E-RF Tester:Jojo Zhou
Date: 17.MAY.2024 09:40:53

5.7 Duty Cycle

Test Information:

Serial No.:	2KAE-4	Test Date:	2024/05/11~2024/05/14
Test Site:	RF	Test Mode:	Transmitting
Tester:	Jojo Zhou	Test Result:	/

Environmental Conditions:

Temperature: (°C)	24.7~25.4	Relative Humidity: (%)	51~56	ATM Pressure: (kPa)	100.4~100.7
-----------------------------	-----------	----------------------------------	-------	-------------------------------	-------------

Test Equipment List and Details:

Manufacturer	Description	Model	Serial Number	Calibration Date	Calibration Due Date
R&S	Spectrum Analyzer	FSV40	101947	2023/10/18	2024/10/17
Eastsheep	Coaxial Attenuator	5W-N-JK-6G-10dB	F-08-EM488	2023/09/10	2024/09/09

* Statement of Traceability: Bay Area Compliance Laboratories Corp. (Dongguan) attests that all calibrations have been performed, traceable to National Primary Standards and International System of Units (SI).

Test Data:

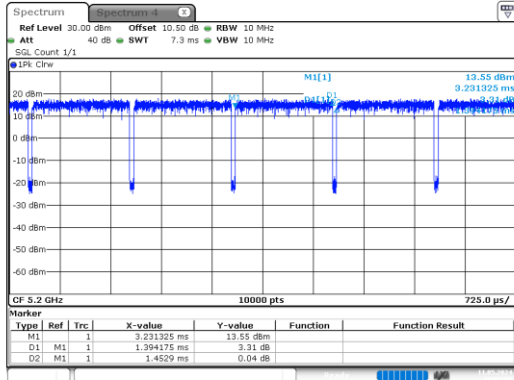
5150-5250 MHz

Mode	Ton (ms)	Ton+Toff (ms)	Duty Cycle (%)	Duty Cycle Factor (dB)	1/Ton (Hz)	VBW Setting (kHz)
a_5200MHz_Chain 0	1.394	1.453	95.94	0.18	717	1
n20_5200MHz_Chain 0	0.675	0.733	92.09	0.36	1481	2
n40_5190MHz_Chain 0	0.348	0.405	85.93	0.66	2874	3
ac20_5200MHz_Chain 0	0.336	0.393	85.50	0.68	2976	3
ac40_5190MHz_Chain 0	0.188	0.245	76.73	1.15	5319	10
ac80_5210MHz_Chain 0	0.060	0.117	51.28	2.90	16667	20
ax20_5200MHz_RU_Full_Chain 0	0.320	0.377	84.88	0.71	3125	5
ax40_5190MHz_RU_Full_Chain 0	0.216	0.272	79.41	1	4630	5
ax80_5210MHz_RU_Full_Chain 0	0.157	0.214	73.36	1.35	6369	10
ac160_5250MHz_Chain 0	0.056	0.107	52.34	2.81	17857	20
ax160_5250MHz_RU_Full_Chain 0	0.134	0.184	72.83	1.38	7463	10

Duty Cycle = Ton/(Ton+Toff)*100%

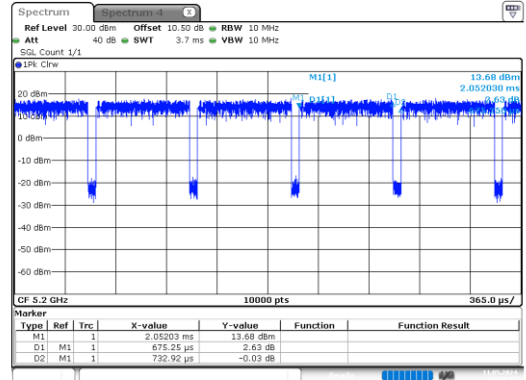
Chain 0
5150-5250 MHz

a_5200MHz_Chain 0



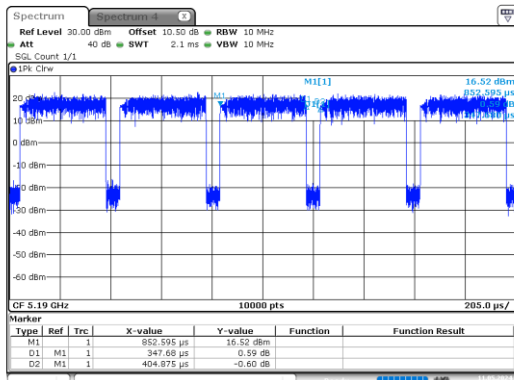
ProjectNo.:2402S71526E-RF Tester:Jojo Zhou
Date: 11.MAY.2024 16:03:05

n20_5200MHz_Chain 0



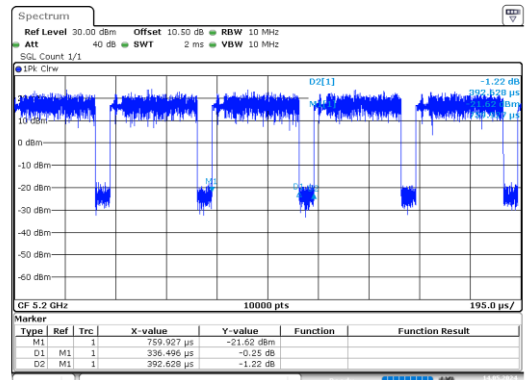
ProjectNo.:2402S71526E-RF Tester:Jojo Zhou
Date: 11.MAY.2024 16:03:53

n40_5190MHz_Chain 0



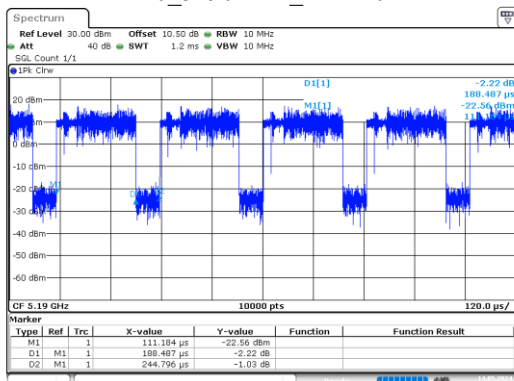
ProjectNo.:2402S71526E-RF Tester:Jojo Zhou
Date: 11.MAY.2024 16:05:05

ac20_5200MHz_Chain 0



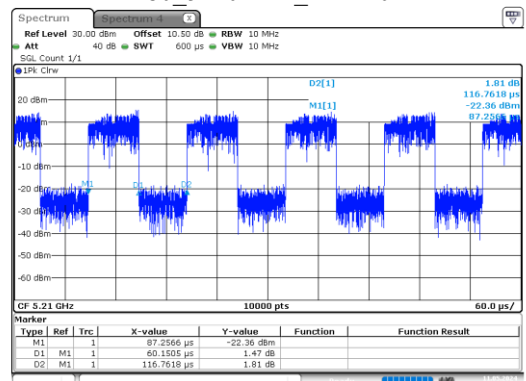
ProjectNo.:2402S71526E-RF Tester:Jojo Zhou
Date: 14.MAY.2024 19:07:43

ac40_5190MHz_Chain 0



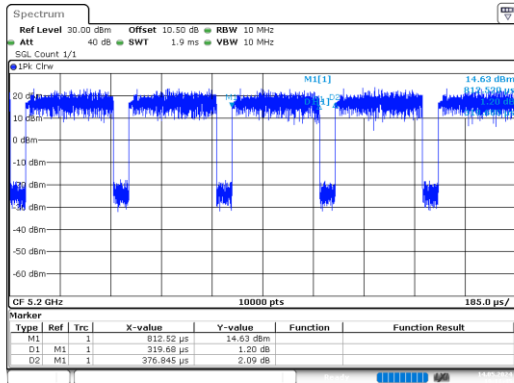
ProjectNo.:2402S71526E-RF Tester:Jojo Zhou
Date: 14.MAY.2024 19:10:17

ac80_5210MHz_Chain 0



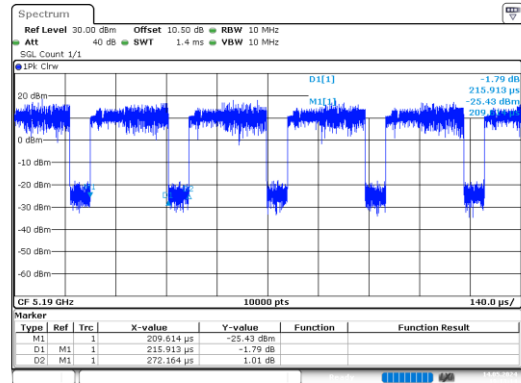
ProjectNo.:2402S71526E-RF Tester:Jojo Zhou
Date: 11.MAY.2024 16:30:23

ax20_5200MHz_RU_Full_Chain 0



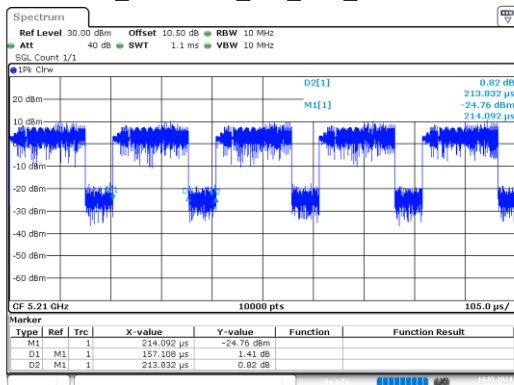
ProjectNo.:2402S71526E-RF Tester:Jojo Zhou
Date: 14.MAY.2024 19:11:45

ax40_5190MHz_RU_Full_Chain 0



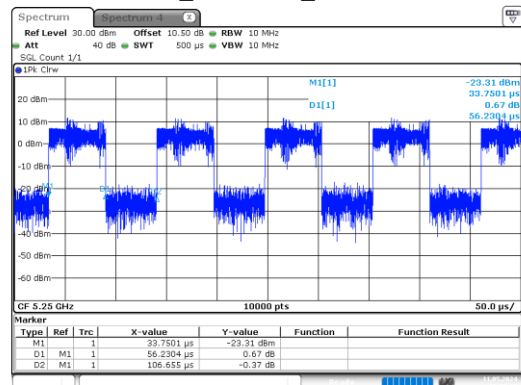
ProjectNo.:2402S71526E-RF Tester:Jojo Zhou
Date: 14.MAY.2024 19:13:14

ax80_5210MHz_RU_Full_Chain 0



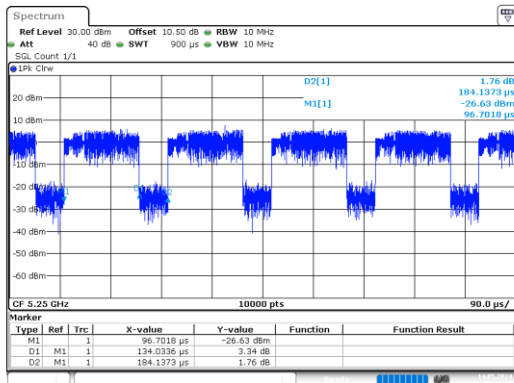
ProjectNo.:2402S71526E-RF Tester:Jojo Zhou
Date: 14.MAY.2024 19:11:51

ac160_5250MHz_Chain 0



ProjectNo.:2402S71526E-RF Tester:Jojo Zhou
Date: 11.MAY.2024 16:33:19

ax160_5250MHz_RU_Full_Chain 0



ProjectNo.:2402S71526E-RF Tester:Jojo Zhou
Date: 14.MAY.2024 19:11:10

APPENDIX A - EUT PHOTOGRAPHS

Please refer to the attachment 2402S71526E-RF-EXP EUT EXTERNAL PHOTOGRAPHS and 2402S71526E-RF-INP EUT INTERNAL PHOTOGRAPHS.

APPENDIX B - TEST SETUP PHOTOGRAPHS

Please refer to the attachment 2402S71526E-RF-00B-TSP TEST SETUP PHOTOGRAPHS.

APPENDIX C - RF EXPOSURE EVALUATION

Applicable Standard

According to subpart §1.1310, systems operating under the provisions of this section shall be operated in a manner that ensures that the public is not exposed to radio frequency energy level in excess of the Commission’s guidelines.

Limits for Maximum Permissible Exposure (MPE) (§1.1310, §2.1091)

(B) Limits for General Population/Uncontrolled Exposure				
Frequency Range (MHz)	Electric Field Strength (V/m)	Magnetic Field Strength (A/m)	Power Density (mW/cm ²)	Averaging Time (minutes)
0.3–1.34	614	1.63	*(100)	30
1.34–30	824/f	2.19/f	*(180/f ²)	30
30–300	27.5	0.073	0.2	30
300–1500	/	/	f/1500	30
1500–100,000	/	/	1.0	30

f = frequency in MHz; * = Plane-wave equivalent power density;

According to §1.1310 and §2.1091 RF exposure is calculated.

Calculation formula:

Prediction of power density at the distance of the applicable MPE limit

$S = PG/4\pi R^2$ = power density (in appropriate units, e.g. mW/cm²);

P = power input to the antenna (in appropriate units, e.g., mW);

G = power gain of the antenna in the direction of interest relative to an isotropic radiator, the power gain factor, is normally numeric gain;

R = distance to the center of radiation of the antenna (appropriate units, e.g., cm);

For simultaneously transmit system, the calculated power density should comply with:

$$\sum_i \frac{S_i}{S_{Limit,i}} \leq 1$$

Calculated Data:

Frequency (MHz)	Antenna Gain		Conducted output power including Tune-up Tolerance		Evaluation Distance (cm)	Power Density (mW/cm ²)	MPE Limit (mW/cm ²)
	(dBi)	(numeric)	(dBm)	(mW)			
2412-2462	7.2	5.25	28.00	630.96	20.00	0.659	1.0
5150-5250	9.37	8.65	21.00	125.89	20.00	0.217	1.0
5250-5350	9.52	8.95	19.00	79.43	20.00	0.142	1.0
5725-5850	9.41	8.73	21.00	125.89	20.00	0.219	1.0

Note:

The Conducted output power including Tune-up Tolerance provided by manufacturer.
The antenna gain was the maximum directional gain(in beamforming mode).

The WLAN 2.4G and 5G can transmit simultaneously:

$$\sum_i \frac{S_i}{S_{Limit,i}}$$

$$=S_{2.4G}/S_{limit-2.4G} + S_{5G}/S_{limit-5G}$$

$$=0.659/1+0.219/1$$

$$=0.88$$

$$< 1.0$$

Result: The device meet FCC MPE at 20 cm distance

==== **END OF REPORT** ====