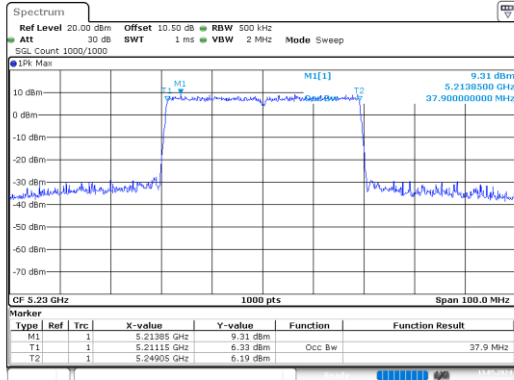
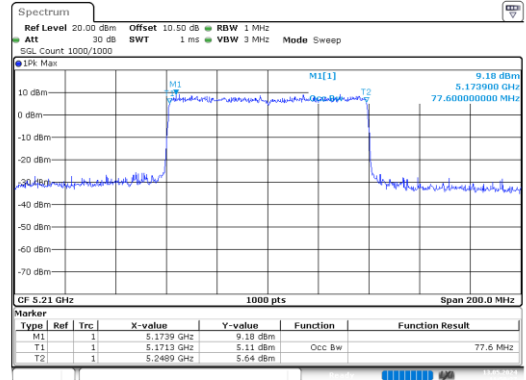


ax40\_5230MHz\_RU\_Full\_Chain 0



ProjectNo.:2402S71526E-RF Tester:Jojo Zhou  
Date: 13.MAY.2024 11:48:40

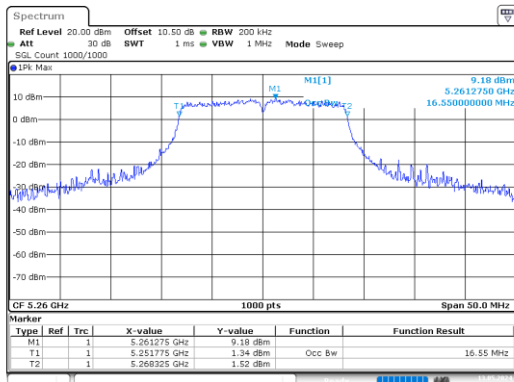
ax80\_5210MHz\_RU\_Full\_Chain 0



ProjectNo.:2402S71526E-RF Tester:Jojo Zhou  
Date: 13.MAY.2024 11:50:27

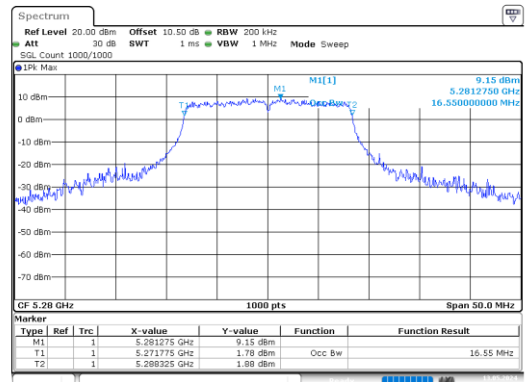
5250-5350 MHz

a\_5260MHz\_Chain 0



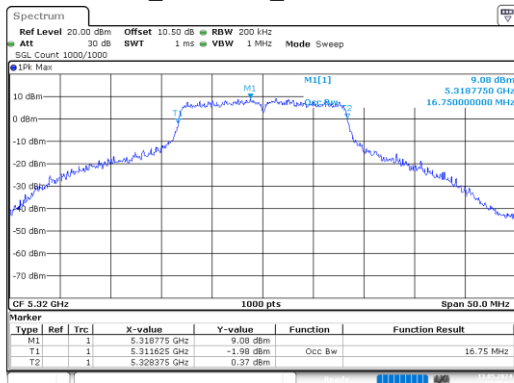
ProjectNo.:2402S71526E-RF Tester:Jojo Zhou  
Date: 13.MAY.2024 13:07:43

a\_5280MHz\_Chain 0



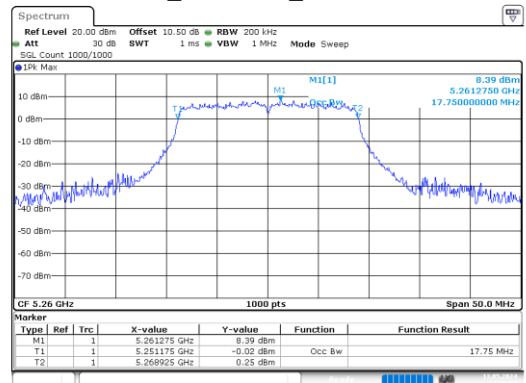
ProjectNo.:2402S71526E-RF Tester:Jojo Zhou  
Date: 13.MAY.2024 13:09:04

a\_5320MHz\_Chain 0



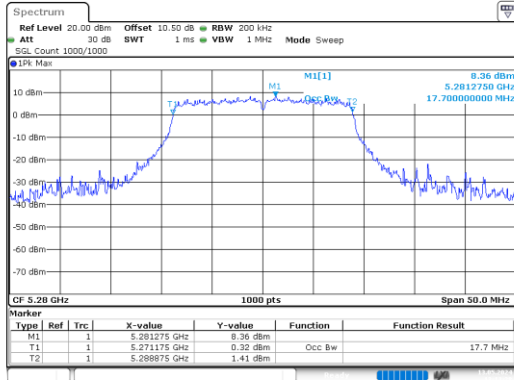
ProjectNo.:2402S71526E-RF Tester:Jojo Zhou  
Date: 13.MAY.2024 13:10:24

n20\_5260MHz\_Chain 0



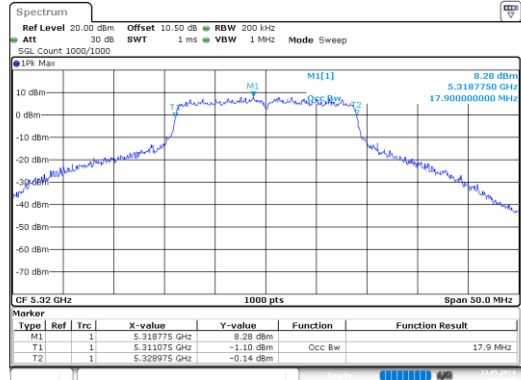
ProjectNo.:2402S71526E-RF Tester:Jojo Zhou  
Date: 13.MAY.2024 13:12:04

n20\_5280MHz\_Chain 0



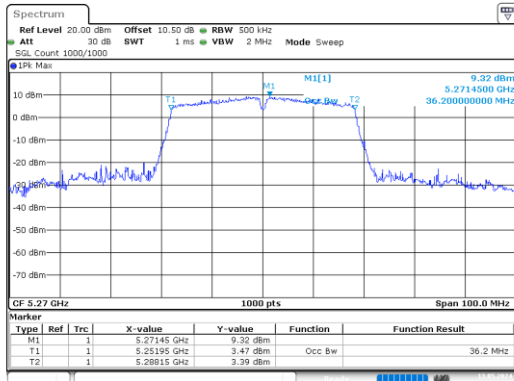
ProjectNo.:2402S71526E-RF Tester:Jojo Zhou  
Date: 13.MAY.2024 13:13:28

n20\_5320MHz\_Chain 0



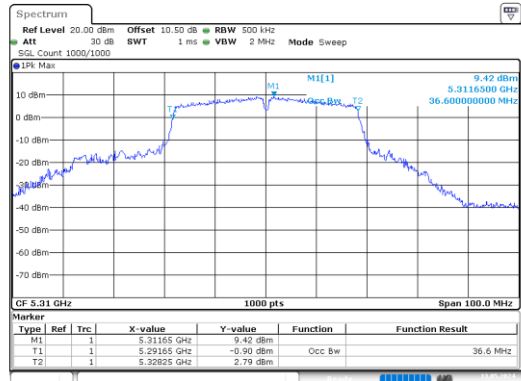
ProjectNo.:2402S71526E-RF Tester:Jojo Zhou  
Date: 13.MAY.2024 13:14:46

n40\_5270MHz\_Chain 0



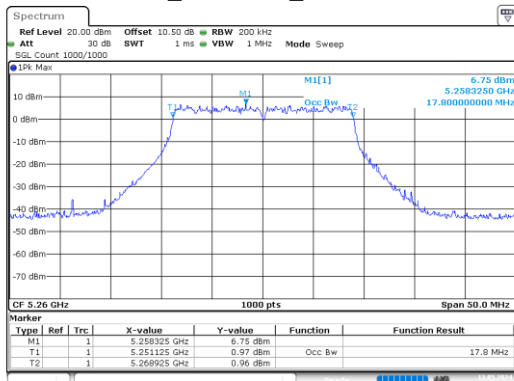
ProjectNo.:2402S71526E-RF Tester:Jojo Zhou  
Date: 13.MAY.2024 13:16:19

n40\_5310MHz\_Chain 0



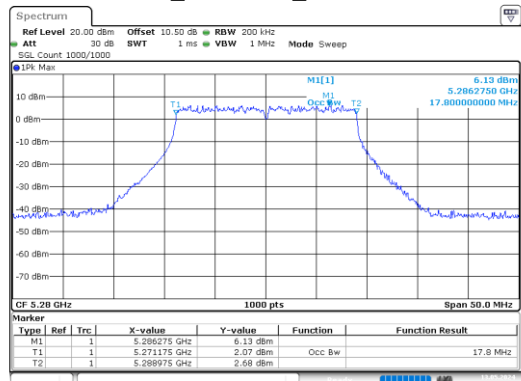
ProjectNo.:2402S71526E-RF Tester:Jojo Zhou  
Date: 13.MAY.2024 13:19:37

ac20\_5260MHz\_Chain 0



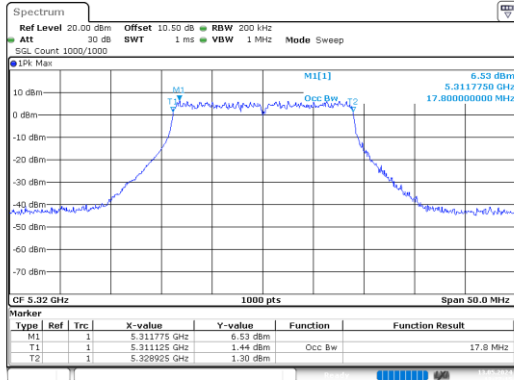
ProjectNo.:2402S71526E-RF Tester:Jojo Zhou  
Date: 13.MAY.2024 13:24:34

ac20\_5280MHz\_Chain 0



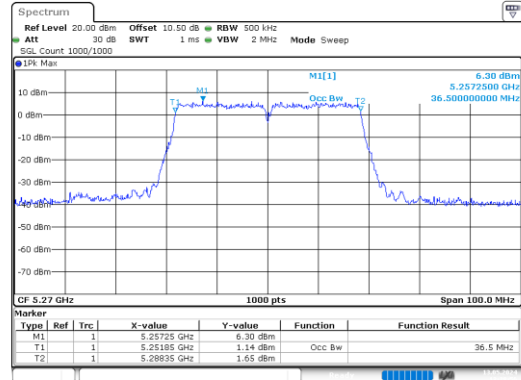
ProjectNo.:2402S71526E-RF Tester:Jojo Zhou  
Date: 13.MAY.2024 13:25:54

ac20\_5320MHz\_Chain 0



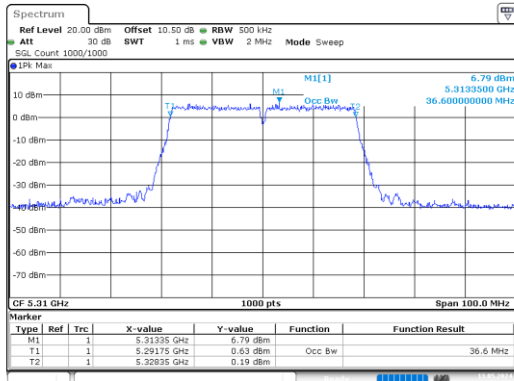
ProjectNo.:2402S71526E-RF Tester:Jojo Zhou  
Date: 13.MAY.2024 13:27:16

ac40\_5270MHz\_Chain 0



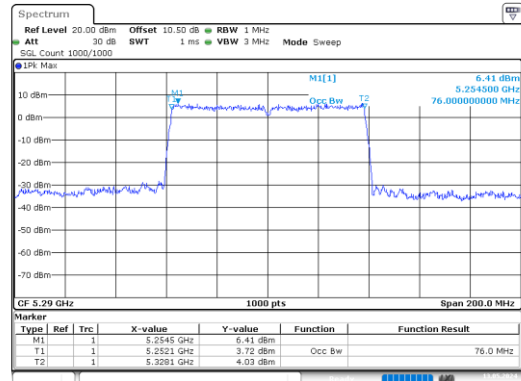
ProjectNo.:2402S71526E-RF Tester:Jojo Zhou  
Date: 13.MAY.2024 13:28:56

ac40\_5310MHz\_Chain 0



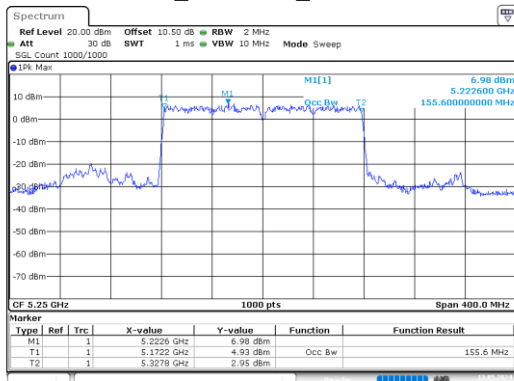
ProjectNo.:2402S71526E-RF Tester:Jojo Zhou  
Date: 13.MAY.2024 13:29:39

ac80\_5290MHz\_Chain 0



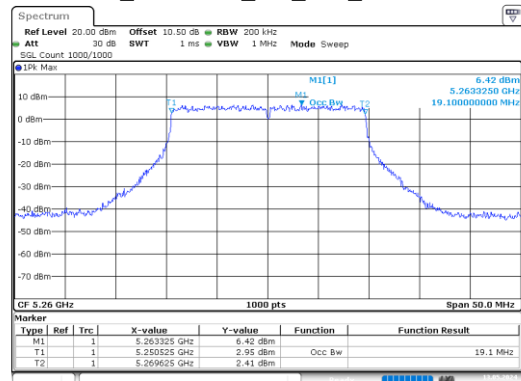
ProjectNo.:2402S71526E-RF Tester:Jojo Zhou  
Date: 13.MAY.2024 13:30:48

ac160\_5250MHz\_Chain 0



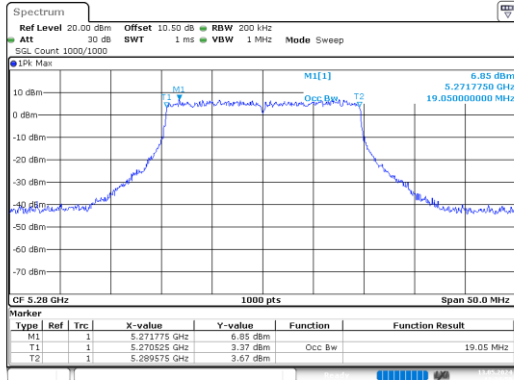
ProjectNo.:2402S71526E-RF Tester:Jojo Zhou  
Date: 13.MAY.2024 13:46:02

ax20\_5260MHz\_RU\_Full\_Chain 0



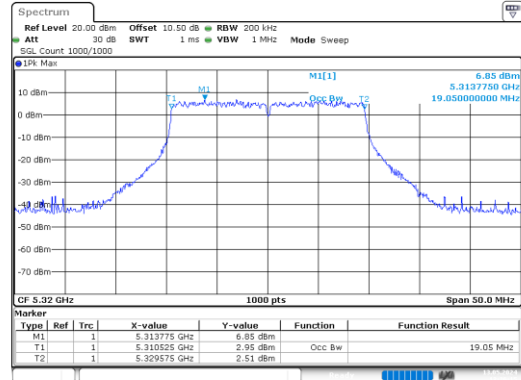
ProjectNo.:2402S71526E-RF Tester:Jojo Zhou  
Date: 13.MAY.2024 13:32:22

ax20\_5280MHz\_RU\_Full\_Chain 0



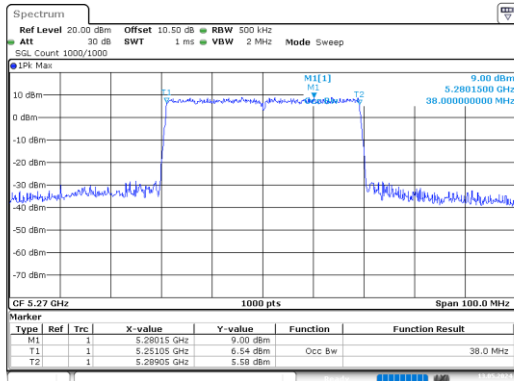
ProjectNo.:2402S71526E-RF Tester:Jojo Zhou  
Date: 13.MAY.2024 13:14:51

ax20\_5320MHz\_RU\_Full\_Chain 0



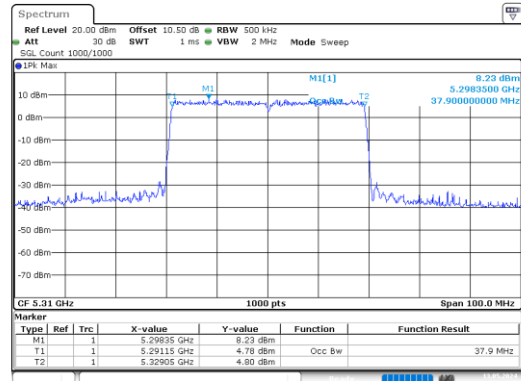
ProjectNo.:2402S71526E-RF Tester:Jojo Zhou  
Date: 13.MAY.2024 13:16:15

ax40\_5270MHz\_RU\_Full\_Chain 0



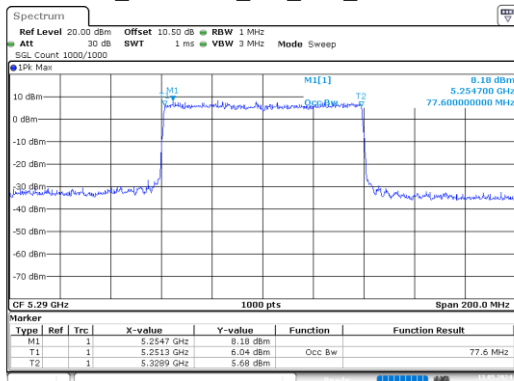
ProjectNo.:2402S71526E-RF Tester:Jojo Zhou  
Date: 13.MAY.2024 13:14:21

ax40\_5310MHz\_RU\_Full\_Chain 0



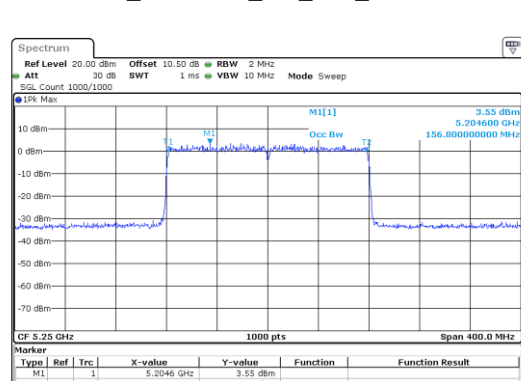
ProjectNo.:2402S71526E-RF Tester:Jojo Zhou  
Date: 13.MAY.2024 13:14:19

ax80\_5290MHz\_RU\_Full\_Chain 0



ProjectNo.:2402S71526E-RF Tester:Jojo Zhou  
Date: 13.MAY.2024 13:14:10

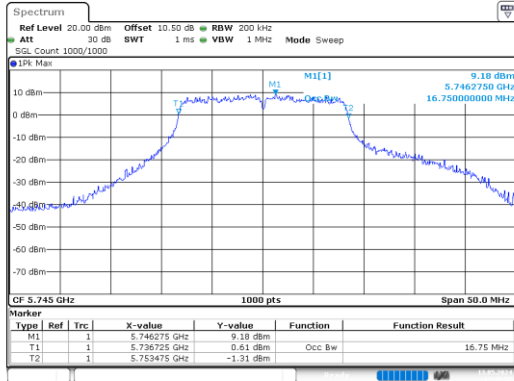
ax160\_5250MHz\_RU\_Full\_Chain 0



ProjectNo.:2402S71526E-RF Tester:Jojo Zhou  
Date: 13.MAY.2024 13:14:07

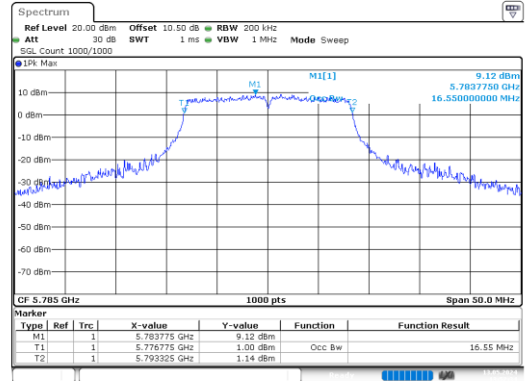
5725-5850 MHz

a\_5745MHz\_Chain 0



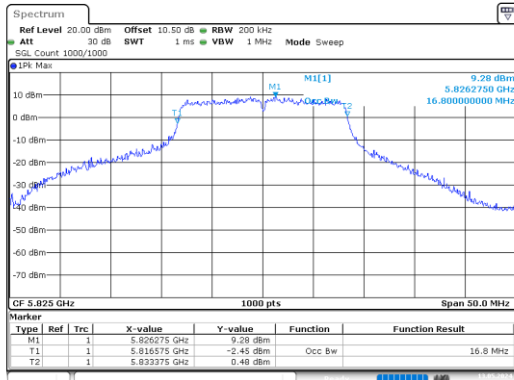
ProjectNo.:2402S71526E-RF Tester:Jojo Zhou  
Date: 13.MAY.2024 13:49:37

a\_5785MHz\_Chain 0



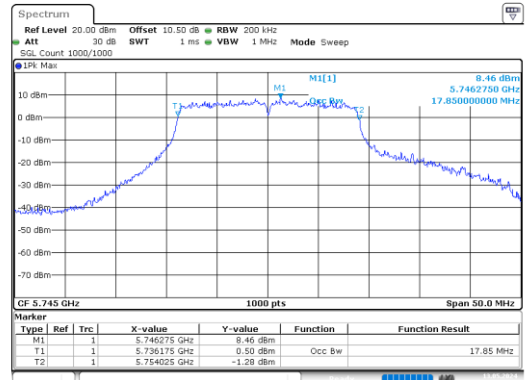
ProjectNo.:2402S71526E-RF Tester:Jojo Zhou  
Date: 13.MAY.2024 13:52:34

a\_5825MHz\_Chain 0



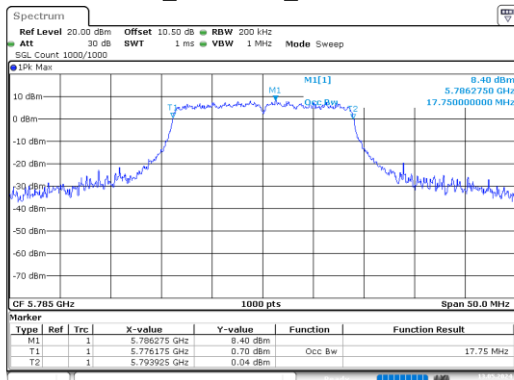
ProjectNo.:2402S71526E-RF Tester:Jojo Zhou  
Date: 13.MAY.2024 13:53:40

n20\_5745MHz\_Chain 0



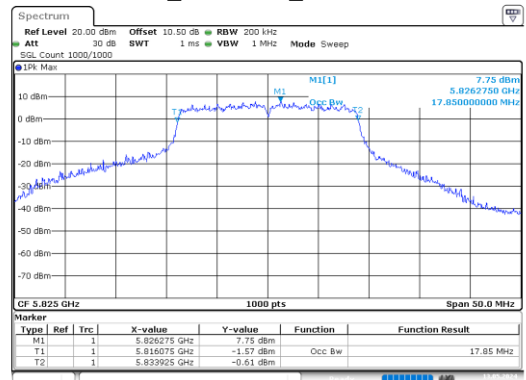
ProjectNo.:2402S71526E-RF Tester:Jojo Zhou  
Date: 13.MAY.2024 14:21:42

n20\_5785MHz\_Chain 0



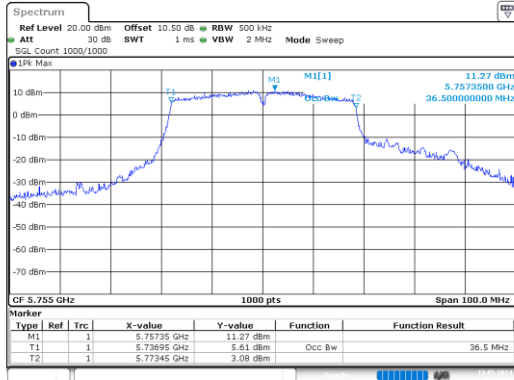
ProjectNo.:2402S71526E-RF Tester:Jojo Zhou  
Date: 13.MAY.2024 14:26:16

n20\_5825MHz\_Chain 0



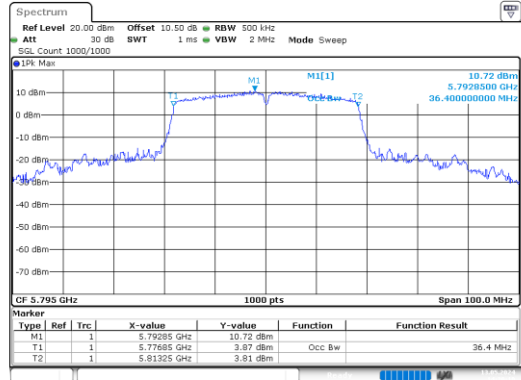
ProjectNo.:2402S71526E-RF Tester:Jojo Zhou  
Date: 13.MAY.2024 14:27:57

n40\_5755MHz\_Chain 0



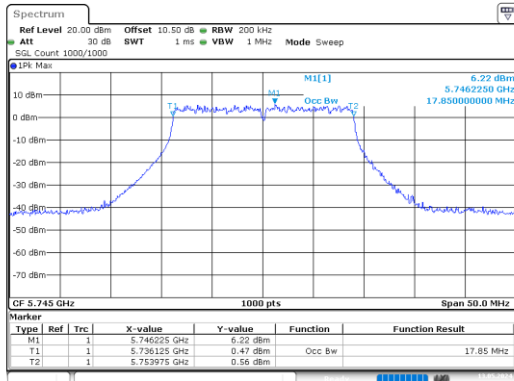
ProjectNo.:2402S71526E-RF Tester:Jojo Zhou  
Date: 13.MAY.2024 14:12:16

n40\_5795MHz\_Chain 0



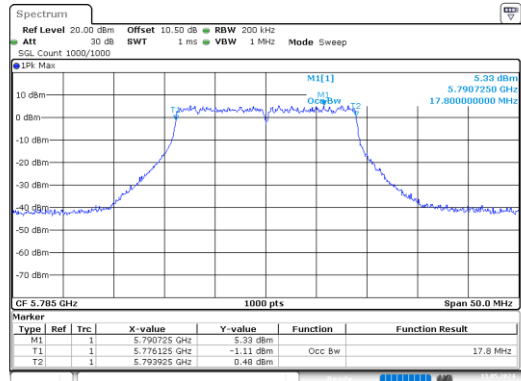
ProjectNo.:2402S71526E-RF Tester:Jojo Zhou  
Date: 13.MAY.2024 14:13:11

ac20\_5745MHz\_Chain 0



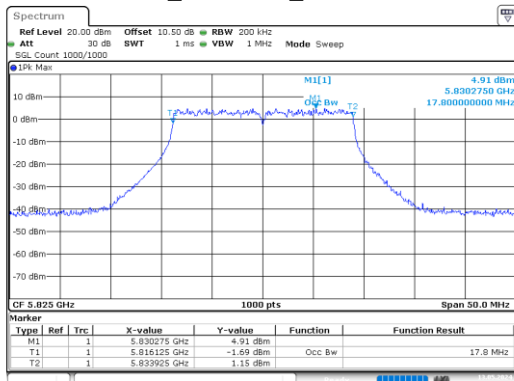
ProjectNo.:2402S71526E-RF Tester:Jojo Zhou  
Date: 13.MAY.2024 14:11:42

ac20\_5785MHz\_Chain 0



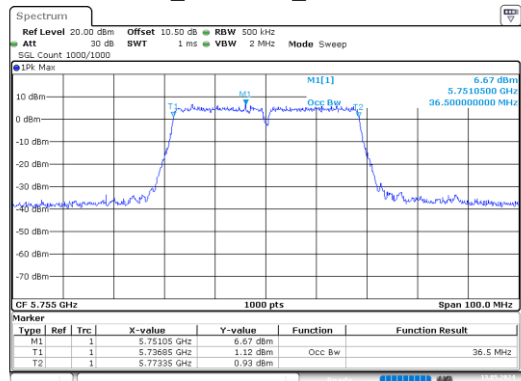
ProjectNo.:2402S71526E-RF Tester:Jojo Zhou  
Date: 13.MAY.2024 14:13:11

ac20\_5825MHz\_Chain 0



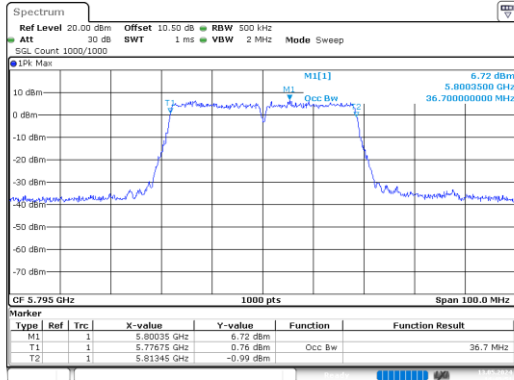
ProjectNo.:2402S71526E-RF Tester:Jojo Zhou  
Date: 13.MAY.2024 14:13:15

ac40\_5755MHz\_Chain 0



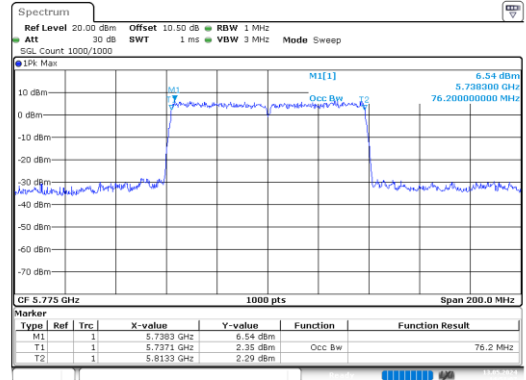
ProjectNo.:2402S71526E-RF Tester:Jojo Zhou  
Date: 13.MAY.2024 14:14:07

ac40\_5795MHz\_Chain 0



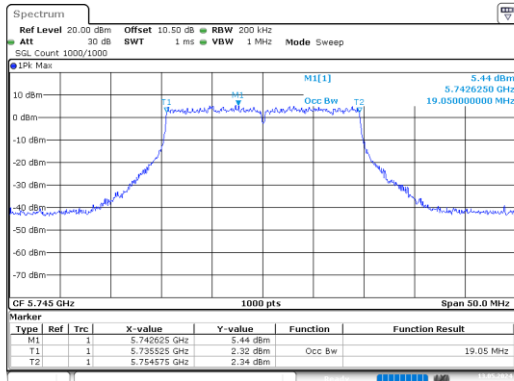
ProjectNo.:2402S71526E-RF Tester:Jojo Zhou  
Date: 13.MAY.2024 14:49:51

ac80\_5775MHz\_Chain 0



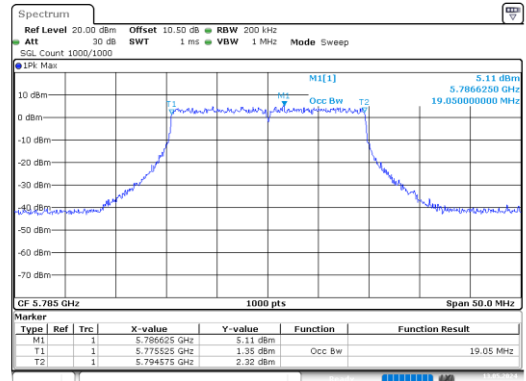
ProjectNo.:2402S71526E-RF Tester:Jojo Zhou  
Date: 13.MAY.2024 14:51:07

ax20\_5745MHz\_RU\_Full\_Chain 0



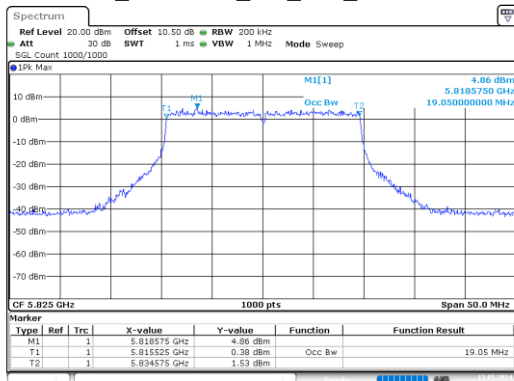
ProjectNo.:2402S71526E-RF Tester:Jojo Zhou  
Date: 13.MAY.2024 14:52:39

ax20\_5785MHz\_RU\_Full\_Chain 0



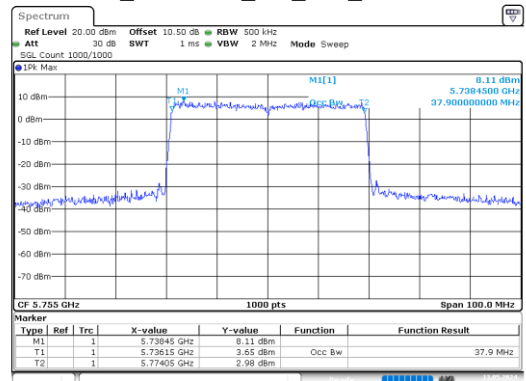
ProjectNo.:2402S71526E-RF Tester:Jojo Zhou  
Date: 13.MAY.2024 14:58:27

ax20\_5825MHz\_RU\_Full\_Chain 0



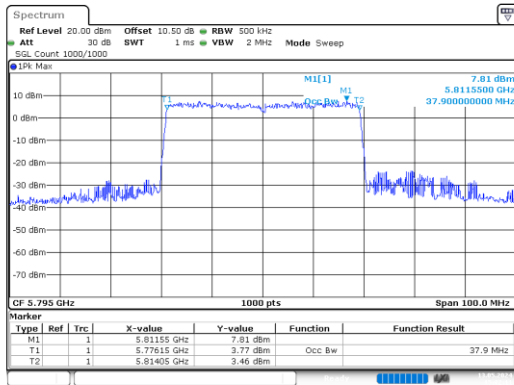
ProjectNo.:2402S71526E-RF Tester:Jojo Zhou  
Date: 13.MAY.2024 15:00:04

ax40\_5755MHz\_RU\_Full\_Chain 0



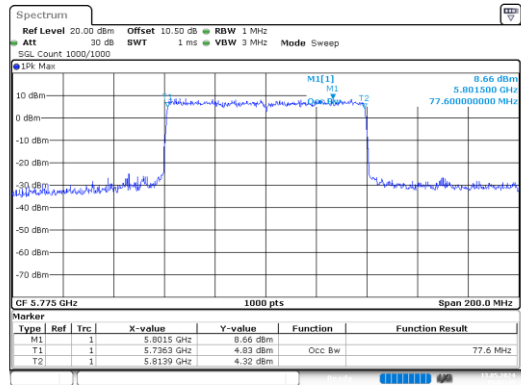
ProjectNo.:2402S71526E-RF Tester:Jojo Zhou  
Date: 13.MAY.2024 15:01:34

ax40\_5795MHz\_RU\_Full\_Chain 0



ProjectNo.:2402S71526E-RF Tester:Jojo Zhou  
Date: 13.MAY.2024 15:02:12

ax80\_5775MHz\_RU\_Full\_Chain 0



ProjectNo.:2402S71526E-RF Tester:Jojo Zhou  
Date: 13.MAY.2024 15:03:16



## 5.5 Maximum Conducted Output Power

### Test Information:

|             |           |              |                       |
|-------------|-----------|--------------|-----------------------|
| Serial No.: | 2KAE-4    | Test Date:   | 2024/05/11~2024/05/12 |
| Test Site:  | RF        | Test Mode:   | Transmitting          |
| Tester:     | Jojo Zhou | Test Result: | Pass                  |

### Environmental Conditions:

|                      |           |                           |       |                        |             |
|----------------------|-----------|---------------------------|-------|------------------------|-------------|
| Temperature:<br>(°C) | 24.8~25.4 | Relative Humidity:<br>(%) | 48~52 | ATM Pressure:<br>(kPa) | 100.6~100.9 |
|----------------------|-----------|---------------------------|-------|------------------------|-------------|

### Test Equipment List and Details:

| Manufacturer | Description                 | Model           | Serial Number | Calibration Date | Calibration Due Date |
|--------------|-----------------------------|-----------------|---------------|------------------|----------------------|
| Anritsu      | Microwave Peak Power Sensor | MA24418A        | 12618         | 2023/09/04       | 2024/09/03           |
| Eastsheep    | Coaxial Attenuator          | 5W-N-JK-6G-10dB | F-08-EM488    | 2023/09/10       | 2024/09/09           |

\* Statement of Traceability: Bay Area Compliance Laboratories Corp. (Dongguan) attests that all calibrations have been performed, traceable to National Primary Standards and International System of Units (SI).

### Test Data:

#### 5150-5250 MHz(Chain 0+ Chain 1):

| Mode                 | Average Output Power (dBm) |         |              | Limit (dBm) |
|----------------------|----------------------------|---------|--------------|-------------|
|                      | Chain 0                    | Chain 1 | Total        |             |
| a_5180MHz            | 14.63                      | 15.24   | /            | 30.00       |
| a_5200MHz            | 17.38                      | 17.76   | /            | 30.00       |
| a_5240MHz            | 17.58                      | 17.97   | /            | 30.00       |
| n20_5180MHz          | 17.22                      | 17.76   | 20.51        | 26.63       |
| n20_5200MHz          | 17.31                      | 17.78   | 20.56        | 26.63       |
| n20_5240MHz          | 17.61                      | 18.04   | <b>20.84</b> | 26.63       |
| n40_5190MHz          | 17.07                      | 17.54   | 20.32        | 26.63       |
| n40_5230MHz          | 17.24                      | 17.65   | 20.46        | 26.63       |
| ac20_5180MHz         | 13.47                      | 13.98   | 16.74        | 26.63       |
| ac20_5200MHz         | 13.55                      | 14.03   | 16.81        | 26.63       |
| ac20_5240MHz         | 13.64                      | 13.95   | 16.81        | 26.63       |
| ac40_5190MHz         | 10.21                      | 10.75   | 13.50        | 26.63       |
| ac40_5230MHz         | 12.86                      | 13.35   | 16.12        | 26.63       |
| ac80_5210MHz         | 7.34                       | 6.77    | 10.07        | 26.63       |
| ax20_5180MHz_RU_Full | 14.84                      | 14.84   | 17.85        | 26.63       |
| ax20_5200MHz_RU_Full | 14.91                      | 14.93   | 17.93        | 26.63       |
| ax20_5240MHz_RU_Full | 15.01                      | 14.90   | 17.97        | 26.63       |
| ax40_5190MHz_RU_Full | 12.16                      | 12.32   | 15.25        | 26.63       |
| ax40_5230MHz_RU_Full | 14.88                      | 14.90   | 17.90        | 26.63       |
| ax80_5210MHz_RU_Full | 8.99                       | 9.11    | 12.06        | 26.63       |

Note: The limit for MIMO mode was calculated with the gain of Beamforming mode 9.37dBi.

**5150-5250 MHz(Chain 0+ Chain 2):**

| Mode                 | Average Output Power (dBm) |         |              | Limit (dBm) |
|----------------------|----------------------------|---------|--------------|-------------|
|                      | Chain 0                    | Chain 2 | Total        |             |
| a_5180MHz            | 14.63                      | 14.78   | /            | 30.00       |
| a_5200MHz            | 17.38                      | 17.33   | /            | 30.00       |
| a_5240MHz            | 17.58                      | 17.49   | /            | 30.00       |
| n20_5180MHz          | 17.22                      | 17.30   | 20.27        | 26.63       |
| n20_5200MHz          | 17.31                      | 17.31   | 20.32        | 26.63       |
| n20_5240MHz          | 17.61                      | 17.50   | <b>20.57</b> | 26.63       |
| n40_5190MHz          | 17.07                      | 17.11   | 20.10        | 26.63       |
| n40_5230MHz          | 17.24                      | 17.12   | 20.19        | 26.63       |
| ac20_5180MHz         | 13.47                      | 13.65   | 16.57        | 26.63       |
| ac20_5200MHz         | 13.55                      | 13.62   | 16.60        | 26.63       |
| ac20_5240MHz         | 13.64                      | 13.58   | 16.62        | 26.63       |
| ac40_5190MHz         | 10.21                      | 10.36   | 13.30        | 26.63       |
| ac40_5230MHz         | 12.86                      | 12.91   | 15.90        | 26.63       |
| ac80_5210MHz         | 7.34                       | 5.37    | 9.48         | 26.63       |
| ax20_5180MHz_RU_Full | 14.84                      | 14.56   | 17.71        | 26.63       |
| ax20_5200MHz_RU_Full | 14.91                      | 14.51   | 17.72        | 26.63       |
| ax20_5240MHz_RU_Full | 15.01                      | 14.47   | 17.76        | 26.63       |
| ax40_5190MHz_RU_Full | 12.16                      | 11.01   | 14.63        | 26.63       |
| ax40_5230MHz_RU_Full | 14.88                      | 14.49   | 17.70        | 26.63       |
| ax80_5210MHz_RU_Full | 8.99                       | 7.74    | 11.42        | 26.63       |

Note: The limit for MIMO mode was calculated with the gain of Beamforming mode 9.37dBi.

**5250-5350 MHz (Chain 0+ Chain 1):**

| Mode                 | Average Output Power (dBm) |         |              | Limit (dBm) |
|----------------------|----------------------------|---------|--------------|-------------|
|                      | Chain 0                    | Chain 1 | Total        |             |
| a_5260MHz            | 17.70                      | 18.28   | /            | 24.00       |
| a_5280MHz            | 17.76                      | 18.34   | /            | 24.00       |
| a_5320MHz            | 17.48                      | 17.96   | /            | 24.00       |
| n20_5260MHz          | 14.34                      | 14.43   | 17.40        | 20.48       |
| n20_5280MHz          | 14.44                      | 14.4    | 17.43        | 20.48       |
| n20_5320MHz          | 14.04                      | 14.02   | 17.04        | 20.48       |
| n40_5270MHz          | 15.83                      | 15.78   | <b>18.82</b> | 20.48       |
| n40_5310MHz          | 15.69                      | 15.6    | 18.66        | 20.48       |
| ac20_5260MHz         | 13.62                      | 13.97   | 16.81        | 20.48       |
| ac20_5280MHz         | 13.67                      | 14.03   | 16.86        | 20.48       |
| ac20_5320MHz         | 13.67                      | 14.08   | 16.89        | 20.48       |
| ac40_5270MHz         | 12.10                      | 12.49   | 15.31        | 20.48       |
| ac40_5310MHz         | 12.13                      | 12.52   | 15.34        | 20.48       |
| ac80_5290MHz         | 8.09                       | 8.51    | 11.32        | 20.48       |
| ax20_5260MHz_RU_Full | 13.95                      | 13.58   | 16.78        | 20.48       |
| ax20_5280MHz_RU_Full | 14.13                      | 13.49   | 16.83        | 20.48       |
| ax20_5320MHz_RU_Full | 14.36                      | 13.63   | 17.02        | 20.48       |
| ax40_5270MHz_RU_Full | 13.63                      | 14.01   | 16.83        | 20.48       |
| ax40_5310MHz_RU_Full | 13.75                      | 14.05   | 16.91        | 20.48       |
| ax80_5290MHz_RU_Full | 9.94                       | 9.94    | 12.95        | 20.48       |

Note: The limit for MIMO mode was calculated with the gain of Beamforming mode 9.52dBi.

**5250-5350 MHz (Chain 0+ Chain 2):**

| Mode                 | Average Output Power (dBm) |         |              | Limit (dBm) |
|----------------------|----------------------------|---------|--------------|-------------|
|                      | Chain 0                    | Chain 2 | Total        |             |
| a_5260MHz            | 17.70                      | 17.41   | /            | 24.00       |
| a_5280MHz            | 17.76                      | 17.38   | /            | 24.00       |
| a_5320MHz            | 17.48                      | 16.98   | /            | 24.00       |
| n20_5260MHz          | 14.34                      | 13.89   | 17.13        | 20.48       |
| n20_5280MHz          | 14.44                      | 13.88   | 17.18        | 20.48       |
| n20_5320MHz          | 14.04                      | 13.42   | 16.75        | 20.48       |
| n40_5270MHz          | 15.83                      | 15.69   | <b>18.77</b> | 20.48       |
| n40_5310MHz          | 15.69                      | 15.53   | 18.62        | 20.48       |
| ac20_5260MHz         | 13.62                      | 13.11   | 16.38        | 20.48       |
| ac20_5280MHz         | 13.67                      | 13.11   | 16.41        | 20.48       |
| ac20_5320MHz         | 13.67                      | 13.12   | 16.41        | 20.48       |
| ac40_5270MHz         | 12.10                      | 11.57   | 14.85        | 20.48       |
| ac40_5310MHz         | 12.13                      | 11.55   | 14.86        | 20.48       |
| ac80_5290MHz         | 8.09                       | 6.62    | 10.43        | 20.48       |
| ax20_5260MHz_RU_Full | 13.95                      | 13.05   | 16.53        | 20.48       |
| ax20_5280MHz_RU_Full | 14.13                      | 13.11   | 16.66        | 20.48       |
| ax20_5320MHz_RU_Full | 14.36                      | 13.06   | 16.77        | 20.48       |
| ax40_5270MHz_RU_Full | 13.63                      | 13.84   | 16.75        | 20.48       |
| ax40_5310MHz_RU_Full | 13.75                      | 13.82   | 16.80        | 20.48       |
| ax80_5290MHz_RU_Full | 9.94                       | 8.52    | 12.30        | 20.48       |

Note: The limit for MIMO mode was calculated with the gain of Beamforming mode 9.52dBi.

**5150-5250MHz&5250-5350 MHz (Chain 0+ Chain 1):**

| Mode                  | Average Output Power (dBm) |         |       | Limit (dBm) |
|-----------------------|----------------------------|---------|-------|-------------|
|                       | Chain 0                    | Chain 1 | Total |             |
| ac160_5250MHz         | 8.66                       | 7.74    | 11.23 | 20.48       |
| ax160_5250MHz_RU_Full | 8.75                       | 8.68    | 11.73 | 20.48       |

Note: The limit for MIMO mode was calculated with the gain of Beamforming mode 9.52dBi.

**5150-5250MHz&5250-5350 MHz (Chain 0+ Chain 2):**

| Mode                  | Average Output Power (dBm) |         |       | Limit (dBm) |
|-----------------------|----------------------------|---------|-------|-------------|
|                       | Chain 0                    | Chain 2 | Total |             |
| ac160_5250MHz         | 8.66                       | 8.36    | 11.52 | 20.48       |
| ax160_5250MHz_RU_Full | 8.75                       | 8.48    | 11.63 | 20.48       |

Note: The limit for MIMO mode was calculated with the gain of Beamforming mode 9.52dBi.

**5725-5850 MHz (Chain 0+ Chain 1):**

| Mode                 | Average Output Power (dBm) |         |       | Limit (dBm) |
|----------------------|----------------------------|---------|-------|-------------|
|                      | Chain 0                    | Chain 1 | Total |             |
| a_5745MHz            | 17.83                      | 17.65   | /     | 30.00       |
| a_5785MHz            | 18.04                      | 17.78   | /     | 30.00       |
| a_5825MHz            | 17.17                      | 17.54   | /     | 30.00       |
| n20_5745MHz          | 16.99                      | 16.84   | 19.93 | 26.59       |
| n20_5785MHz          | 17.08                      | 17.03   | 20.07 | 26.59       |
| n20_5825MHz          | 16.37                      | 16.78   | 19.59 | 26.59       |
| n40_5755MHz          | 16.57                      | 16.57   | 19.58 | 26.59       |
| n40_5795MHz          | 16.52                      | 16.63   | 19.59 | 26.59       |
| ac20_5745MHz         | 14.44                      | 13.90   | 17.19 | 26.59       |
| ac20_5785MHz         | 14.39                      | 13.89   | 17.16 | 26.59       |
| ac20_5825MHz         | 13.94                      | 13.82   | 16.89 | 26.59       |
| ac40_5755MHz         | 12.28                      | 12.31   | 15.31 | 26.59       |
| ac40_5795MHz         | 12.20                      | 12.26   | 15.24 | 26.59       |
| ac80_5775MHz         | 8.39                       | 8.42    | 11.42 | 26.59       |
| ax20_5745MHz_RU_Full | 13.01                      | 13.04   | 16.04 | 26.59       |
| ax20_5785MHz_RU_Full | 12.92                      | 13.03   | 15.99 | 26.59       |
| ax20_5825MHz_RU_Full | 12.38                      | 12.93   | 15.67 | 26.59       |
| ax40_5755MHz_RU_Full | 13.89                      | 13.92   | 16.92 | 26.59       |
| ax40_5795MHz_RU_Full | 13.81                      | 13.90   | 16.87 | 26.59       |
| ax80_5775MHz_RU_Full | 14.19                      | 14.20   | 17.21 | 26.59       |

Note: The limit for MIMO mode was calculated with the gain of Beamforming mode 9.41dBi.

**5725-5850 MHz (Chain 0+ Chain 2):**

| Mode                 | Average Output Power (dBm) |         |       | Limit (dBm) |
|----------------------|----------------------------|---------|-------|-------------|
|                      | Chain 0                    | Chain 2 | Total |             |
| a_5745MHz            | 17.83                      | 16.35   | /     | 30.00       |
| a_5785MHz            | 18.04                      | 16.91   | /     | 30.00       |
| a_5825MHz            | 17.17                      | 17.36   | /     | 30.00       |
| n20_5745MHz          | 16.99                      | 16.81   | 19.91 | 26.59       |
| n20_5785MHz          | 17.08                      | 17.01   | 20.06 | 26.59       |
| n20_5825MHz          | 16.37                      | 16.15   | 19.27 | 26.59       |
| n40_5755MHz          | 16.57                      | 17.65   | 20.15 | 26.59       |
| n40_5795MHz          | 16.52                      | 17.57   | 20.09 | 26.59       |
| ac20_5745MHz         | 14.44                      | 12.54   | 16.60 | 26.59       |
| ac20_5785MHz         | 14.39                      | 12.41   | 16.52 | 26.59       |
| ac20_5825MHz         | 13.94                      | 13.22   | 16.61 | 26.59       |
| ac40_5755MHz         | 12.28                      | 11.79   | 15.05 | 26.59       |
| ac40_5795MHz         | 12.20                      | 11.70   | 14.97 | 26.59       |
| ac80_5775MHz         | 8.39                       | 10.20   | 12.40 | 26.59       |
| ax20_5745MHz_RU_Full | 13.01                      | 12.28   | 15.67 | 26.59       |
| ax20_5785MHz_RU_Full | 12.92                      | 12.18   | 15.58 | 26.59       |
| ax20_5825MHz_RU_Full | 12.38                      | 12.45   | 15.43 | 26.59       |
| ax40_5755MHz_RU_Full | 13.89                      | 12.65   | 16.32 | 26.59       |
| ax40_5795MHz_RU_Full | 13.81                      | 12.51   | 16.22 | 26.59       |
| ax80_5775MHz_RU_Full | 14.19                      | 12.73   | 16.53 | 26.59       |

Note: The limit for MIMO mode was calculated with the gain of Beamforming mode 9.41dBi.

## 5.6 Maximum power spectral density

### Test Information:

|             |           |              |                       |
|-------------|-----------|--------------|-----------------------|
| Serial No.: | 2KAE-4    | Test Date:   | 2024/05/11~2024/06/20 |
| Test Site:  | RF        | Test Mode:   | Transmitting          |
| Tester:     | Jojo Zhou | Test Result: | Pass                  |

### Environmental Conditions:

|                      |           |                              |       |                           |             |
|----------------------|-----------|------------------------------|-------|---------------------------|-------------|
| Temperature:<br>(°C) | 24.8~25.6 | Relative<br>Humidity:<br>(%) | 52~58 | ATM<br>Pressure:<br>(kPa) | 100.4~100.8 |
|----------------------|-----------|------------------------------|-------|---------------------------|-------------|

### Test Equipment List and Details:

| Manufacturer | Description        | Model           | Serial Number | Calibration Date | Calibration Due Date |
|--------------|--------------------|-----------------|---------------|------------------|----------------------|
| R&S          | Spectrum Analyzer  | FSV40           | 101947        | 2023/10/18       | 2024/10/17           |
| Eastsheep    | Coaxial Attenuator | 5W-N-JK-6G-10dB | F-08-EM488    | 2023/09/10       | 2024/09/09           |

\* Statement of Traceability: Bay Area Compliance Laboratories Corp. (Dongguan) attests that all calibrations have been performed, traceable to National Primary Standards and International System of Units (SI).

### Test Data:

#### 5150-5250 MHz(Chain 0+ Chain 1):

| Mode                 | PSD<br>(dBm/MHz) |         | Duty Cycle<br>Factor<br>(dB) | Result<br>(dBm/MHz) | Limit<br>(dBm/MHz) |
|----------------------|------------------|---------|------------------------------|---------------------|--------------------|
|                      | Chain 0          | Chain 1 |                              |                     |                    |
| a_5180MHz            | 5.02             | 5.56    | 0.18                         | 5.74                | 17                 |
| a_5200MHz            | 8.04             | 8.51    | 0.18                         | 8.69                | 17                 |
| a_5240MHz            | 8.06             | 8.69    | 0.18                         | 8.87                | 17                 |
| n20_5180MHz          | 7.57             | 8.38    | 0.36                         | 11.36               | 13.63              |
| n20_5200MHz          | 7.73             | 8.36    | 0.36                         | 11.43               | 13.63              |
| n20_5240MHz          | 7.92             | 8.87    | 0.36                         | 11.79               | 13.63              |
| n40_5190MHz          | 5.21             | 5.81    | 0.66                         | 9.19                | 13.63              |
| n40_5230MHz          | 5.52             | 5.88    | 0.66                         | 9.37                | 13.63              |
| ac20_5180MHz         | 3.86             | 4.05    | 0.68                         | 7.65                | 13.63              |
| ac20_5200MHz         | 3.74             | 3.89    | 0.68                         | 7.51                | 13.63              |
| ac20_5240MHz         | 3.70             | 4.08    | 0.68                         | 7.58                | 13.63              |
| ac40_5190MHz         | -2.84            | -2.13   | 1.15                         | 1.69                | 13.63              |
| ac40_5230MHz         | 0.22             | 0.53    | 1.15                         | 4.54                | 13.63              |
| ac80_5210MHz         | -10.07           | -9.04   | 2.90                         | -3.61               | 13.63              |
| ax20_5180MHz_RU_Full | 3.85             | 4.68    | 0.71                         | 8.01                | 13.63              |
| ax20_5200MHz_RU_Full | 4.02             | 4.53    | 0.71                         | 8.00                | 13.63              |
| ax20_5240MHz_RU_Full | 4.02             | 4.81    | 0.71                         | 8.15                | 13.63              |
| ax40_5190MHz_RU_Full | -1.84            | -1.19   | 1.00                         | 2.51                | 13.63              |
| ax40_5230MHz_RU_Full | 1.45             | 2.22    | 1.00                         | 5.86                | 13.63              |
| ax80_5210MHz_RU_Full | -7.89            | -7.20   | 1.35                         | -3.17               | 13.63              |

Note: The limit for MIMO mode was calculated with the gain of Beamforming mode 9.37dBi.

**5150-5250 MHz(Chain 0+ Chain 2):**

| Mode                 | PSD<br>(dBm/MHz) |         | Duty Cycle<br>Factor<br>(dB) | Result<br>(dBm/MHz) | Limit<br>(dBm/MHz) |
|----------------------|------------------|---------|------------------------------|---------------------|--------------------|
|                      | Chain 0          | Chain 2 |                              |                     |                    |
| a_5180MHz            | 5.02             | 5.21    | 0.18                         | 5.39                | 17                 |
| a_5200MHz            | 8.04             | 8.00    | 0.18                         | 8.22                | 17                 |
| a_5240MHz            | 8.06             | 8.28    | 0.18                         | 8.46                | 17                 |
| n20_5180MHz          | 7.57             | 8.04    | 0.36                         | 11.18               | 13.63              |
| n20_5200MHz          | 7.73             | 7.65    | 0.36                         | 11.06               | 13.63              |
| n20_5240MHz          | 7.92             | 8.07    | 0.36                         | 11.37               | 13.63              |
| n40_5190MHz          | 5.21             | 5.15    | 0.66                         | 8.85                | 13.63              |
| n40_5230MHz          | 5.52             | 5.66    | 0.66                         | 9.26                | 13.63              |
| ac20_5180MHz         | 3.86             | 3.73    | 0.68                         | 7.49                | 13.63              |
| ac20_5200MHz         | 3.74             | 4.02    | 0.68                         | 7.57                | 13.63              |
| ac20_5240MHz         | 3.70             | 3.78    | 0.68                         | 7.43                | 13.63              |
| ac40_5190MHz         | -2.84            | -2.44   | 1.15                         | 1.52                | 13.63              |
| ac40_5230MHz         | 0.22             | 0.22    | 1.15                         | 4.38                | 13.63              |
| ac80_5210MHz         | -10.07           | -10.49  | 2.90                         | -4.36               | 13.63              |
| ax20_5180MHz_RU_Full | 3.85             | 4.31    | 0.71                         | 7.81                | 13.63              |
| ax20_5200MHz_RU_Full | 4.02             | 4.56    | 0.71                         | 8.02                | 13.63              |
| ax20_5240MHz_RU_Full | 4.02             | 4.38    | 0.71                         | 7.92                | 13.63              |
| ax40_5190MHz_RU_Full | -1.84            | -2.44   | 1.00                         | 1.88                | 13.63              |
| ax40_5230MHz_RU_Full | 1.45             | 1.38    | 1.00                         | 5.43                | 13.63              |
| ax80_5210MHz_RU_Full | -7.89            | -8.98   | 1.35                         | -4.04               | 13.63              |

Note: The limit for MIMO mode was calculated with the gain of Beamforming mode 9.37dBi.



**5250-5350 MHz(Chain 0+ Chain 1):**

| Mode                 | PSD<br>(dBm/MHz) |         | Duty Cycle<br>Factor<br>(dB) | Result<br>(dBm/MHz) | Limit<br>(dBm/MHz) |
|----------------------|------------------|---------|------------------------------|---------------------|--------------------|
|                      | Chain 0          | Chain 1 |                              |                     |                    |
| a_5260MHz            | 8.78             | 8.89    | 0.18                         | 9.07                | 11                 |
| a_5280MHz            | 9.02             | 8.66    | 0.18                         | 9.20                | 11                 |
| a_5320MHz            | 8.44             | 8.62    | 0.18                         | 8.80                | 11                 |
| n20_5260MHz          | 3.49             | 3.78    | 0.36                         | 7.01                | 7.48               |
| n20_5280MHz          | 3.51             | 3.75    | 0.36                         | 7.00                | 7.48               |
| n20_5320MHz          | 2.94             | 3.44    | 0.36                         | 6.57                | 7.48               |
| n40_5270MHz          | 3.28             | 3.74    | 0.66                         | 7.19                | 7.48               |
| n40_5310MHz          | 3.07             | 3.53    | 0.66                         | 6.98                | 7.48               |
| ac20_5260MHz         | 2.80             | 3.67    | 0.68                         | 6.95                | 7.48               |
| ac20_5280MHz         | 2.77             | 3.66    | 0.68                         | 6.93                | 7.48               |
| ac20_5320MHz         | 2.80             | 3.85    | 0.68                         | 7.05                | 7.48               |
| ac40_5270MHz         | -0.68            | -0.40   | 1.15                         | 3.62                | 7.48               |
| ac40_5310MHz         | -0.97            | -0.53   | 1.15                         | 3.42                | 7.48               |
| ac80_5290MHz         | -7.69            | -7.00   | 2.90                         | -1.42               | 7.48               |
| ax20_5260MHz_RU_Full | 3.51             | 3.28    | 0.71                         | 7.12                | 7.48               |
| ax20_5280MHz_RU_Full | 3.24             | 3.05    | 0.71                         | 6.87                | 7.48               |
| ax20_5320MHz_RU_Full | 3.37             | 3.23    | 0.71                         | 7.02                | 7.48               |
| ax40_5270MHz_RU_Full | 0.08             | 1.10    | 1.00                         | 4.63                | 7.48               |
| ax40_5310MHz_RU_Full | 0.13             | 1.00    | 1.00                         | 4.60                | 7.48               |
| ax80_5290MHz_RU_Full | -6.86            | -6.47   | 1.35                         | -2.30               | 7.48               |

Note: The limit for MIMO mode was calculated with the gain of Beamforming mode 9.52dBi.

**5250-5350 MHz(Chain 0+ Chain 2):**

| Mode                 | PSD<br>(dBm/MHz) |         | Duty Cycle<br>Factor<br>(dB) | Result<br>(dBm/MHz) | Limit<br>(dBm/MHz) |
|----------------------|------------------|---------|------------------------------|---------------------|--------------------|
|                      | Chain 0          | Chain 2 |                              |                     |                    |
| a_5260MHz            | 8.78             | 8.07    | 0.18                         | 8.96                | 11                 |
| a_5280MHz            | 9.02             | 7.81    | 0.18                         | 9.20                | 11                 |
| a_5320MHz            | 8.44             | 7.56    | 0.18                         | 8.62                | 11                 |
| n20_5260MHz          | 3.49             | 3.64    | 0.36                         | 6.94                | 7.48               |
| n20_5280MHz          | 3.51             | 3.63    | 0.36                         | 6.94                | 7.48               |
| n20_5320MHz          | 2.94             | 2.56    | 0.36                         | 6.12                | 7.48               |
| n40_5270MHz          | 3.28             | 3.22    | 0.66                         | 6.92                | 7.48               |
| n40_5310MHz          | 3.07             | 2.58    | 0.66                         | 6.50                | 7.48               |
| ac20_5260MHz         | 2.80             | 3.45    | 0.68                         | 7.30                | 7.48               |
| ac20_5280MHz         | 2.77             | 3.23    | 0.68                         | 7.25                | 7.48               |
| ac20_5320MHz         | 2.80             | 3.06    | 0.68                         | 7.03                | 7.48               |
| ac40_5270MHz         | -0.68            | -1.60   | 1.15                         | 3.04                | 7.48               |
| ac40_5310MHz         | -0.97            | -1.43   | 1.15                         | 2.97                | 7.48               |
| ac80_5290MHz         | -7.69            | -8.85   | 2.90                         | -2.32               | 7.48               |
| ax20_5260MHz_RU_Full | 3.51             | 2.67    | 0.71                         | 7.05                | 7.48               |
| ax20_5280MHz_RU_Full | 3.24             | 2.78    | 0.71                         | 7.21                | 7.48               |
| ax20_5320MHz_RU_Full | 3.37             | 2.52    | 0.71                         | 7.11                | 7.48               |
| ax40_5270MHz_RU_Full | 0.08             | -1.10   | 1.00                         | 3.54                | 7.48               |
| ax40_5310MHz_RU_Full | 0.13             | -0.67   | 1.00                         | 3.76                | 7.48               |
| ax80_5290MHz_RU_Full | -6.86            | -8.29   | 1.35                         | -3.16               | 7.48               |

Note: The limit for MIMO mode was calculated with the gain of Beamforming mode 9.52dBi.

**5150-5250MHz&5250-5350 MHz(Chain 0+ Chain 1):**

| Mode                  | PSD<br>(dBm/MHz) |         | Duty Cycle<br>Factor<br>(dB) | Result<br>(dBm/MHz) | Limit<br>(dBm/MHz) |
|-----------------------|------------------|---------|------------------------------|---------------------|--------------------|
|                       | Chain 0          | Chain 1 |                              |                     |                    |
| ac160_5250MHz_Chain 0 | -10.83           | -10.52  | 2.81                         | -4.85               | 7.48               |
| ax160_5250MHz_RU_Full | -10.93           | -10.24  | 1.38                         | -6.18               | 7.48               |

Note: The limit for MIMO mode was calculated with the gain of Beamforming mode 9.52dBi.

**5150-5250MHz&5250-5350 MHz(Chain 0+ Chain 2):**

| Mode                  | PSD<br>(dBm/MHz) |         | Duty Cycle<br>Factor<br>(dB) | Result<br>(dBm/MHz) | Limit<br>(dBm/MHz) |
|-----------------------|------------------|---------|------------------------------|---------------------|--------------------|
|                       | Chain 0          | Chain 2 |                              |                     |                    |
| ac160_5250MHz_Chain 0 | -10.83           | -10.59  | 2.81                         | -4.89               | 7.48               |
| ax160_5250MHz_RU_Full | -10.93           | -10.84  | 1.38                         | -6.49               | 7.48               |

Note: The limit for MIMO mode was calculated with the gain of Beamforming mode 9.52dBi.

**5725-5850 MHz(Chain 0+ Chain 1):**

| Mode                 | PSD<br>(dBm/500kHz) |         | Duty Cycle<br>Factor<br>(dB) | Result<br>(dBm/500kHz) | Limit<br>(dBm/500kHz) |
|----------------------|---------------------|---------|------------------------------|------------------------|-----------------------|
|                      | Chain 0             | Chain 1 |                              |                        |                       |
| a_5745MHz            | 5.61                | 5.66    | 0.18                         | 5.84                   | 30                    |
| a_5785MHz            | 5.63                | 5.87    | 0.18                         | 6.05                   | 30                    |
| a_5825MHz            | 3.17                | 3.04    | 0.18                         | 3.35                   | 30                    |
| n20_5745MHz          | 4.05                | 4.30    | 0.36                         | 7.55                   | 26.59                 |
| n20_5785MHz          | 4.43                | 4.83    | 0.36                         | 8.00                   | 26.59                 |
| n20_5825MHz          | 3.33                | 4.47    | 0.36                         | 7.31                   | 26.59                 |
| n40_5755MHz          | 2.89                | 3.17    | 0.66                         | 6.70                   | 26.59                 |
| n40_5795MHz          | 3.12                | 3.26    | 0.66                         | 6.86                   | 26.59                 |
| ac20_5745MHz         | 0.56                | 0.65    | 0.68                         | 4.30                   | 26.59                 |
| ac20_5785MHz         | 0.38                | 0.67    | 0.68                         | 4.22                   | 26.59                 |
| ac20_5825MHz         | 0.10                | 0.89    | 0.68                         | 4.20                   | 26.59                 |
| ac40_5755MHz         | -3.16               | -2.87   | 1.15                         | 1.15                   | 26.59                 |
| ac40_5795MHz         | -3.29               | -2.92   | 1.15                         | 1.06                   | 26.59                 |
| ac80_5775MHz         | -6.04               | -5.62   | 2.90                         | 0.09                   | 26.59                 |
| ax20_5745MHz_RU_Full | -0.16               | -0.09   | 0.71                         | 3.60                   | 26.59                 |
| ax20_5785MHz_RU_Full | -0.22               | -0.21   | 0.71                         | 3.51                   | 26.59                 |
| ax20_5825MHz_RU_Full | -0.98               | 0.08    | 0.71                         | 3.30                   | 26.59                 |
| ax40_5755MHz_RU_Full | -1.86               | -1.47   | 1.00                         | 2.35                   | 26.59                 |
| ax40_5795MHz_RU_Full | -2.21               | -1.89   | 1.00                         | 1.96                   | 26.59                 |
| ax80_5775MHz_RU_Full | -4.52               | -4.11   | 1.35                         | 0.05                   | 26.59                 |

Note: The limit for MIMO mode was calculated with the gain of Beamforming mode 9.41dBi.

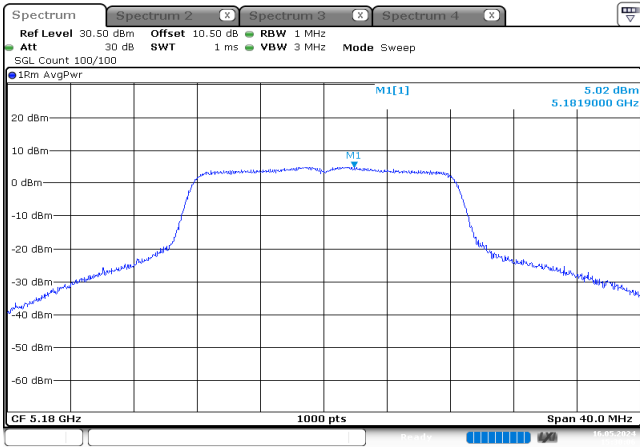
**5725-5850 MHz (Chain 0+ Chain 2):**

| Mode                 | PSD<br>(dBm/500kHz) |         | Duty Cycle<br>Factor<br>(dB) | Result<br>(dBm/500kHz) | Limit<br>(dBm/500kHz) |
|----------------------|---------------------|---------|------------------------------|------------------------|-----------------------|
|                      | Chain 0             | Chain 2 |                              |                        |                       |
| a_5745MHz            | 5.61                | 3.83    | 0.18                         | 5.79                   | 30                    |
| a_5785MHz            | 5.63                | 4.55    | 0.18                         | 5.81                   | 30                    |
| a_5825MHz            | 3.17                | 5.09    | 0.18                         | 5.27                   | 30                    |
| n20_5745MHz          | 4.05                | 3.80    | 0.36                         | 7.30                   | 26.59                 |
| n20_5785MHz          | 4.43                | 4.26    | 0.36                         | 7.72                   | 26.59                 |
| n20_5825MHz          | 3.33                | 3.56    | 0.36                         | 6.82                   | 26.59                 |
| n40_5755MHz          | 2.89                | 2.45    | 0.66                         | 6.35                   | 26.59                 |
| n40_5795MHz          | 3.12                | 2.35    | 0.66                         | 6.42                   | 26.59                 |
| ac20_5745MHz         | 0.56                | -1.83   | 0.68                         | 3.22                   | 26.59                 |
| ac20_5785MHz         | 0.38                | -1.41   | 0.68                         | 3.27                   | 26.59                 |
| ac20_5825MHz         | 0.10                | -0.57   | 0.68                         | 3.47                   | 26.59                 |
| ac40_5755MHz         | -3.16               | -4.83   | 1.15                         | 0.25                   | 26.59                 |
| ac40_5795MHz         | -3.29               | -4.70   | 1.15                         | 0.22                   | 26.59                 |
| ac80_5775MHz         | -6.04               | -8.62   | 2.90                         | -1.23                  | 26.59                 |
| ax20_5745MHz_RU_Full | -0.16               | -1.76   | 0.71                         | 2.83                   | 26.59                 |
| ax20_5785MHz_RU_Full | -0.22               | -2.11   | 0.71                         | 2.66                   | 26.59                 |
| ax20_5825MHz_RU_Full | -0.98               | -1.40   | 0.71                         | 2.54                   | 26.59                 |
| ax40_5755MHz_RU_Full | -1.86               | -3.61   | 1.00                         | 1.36                   | 26.59                 |
| ax40_5795MHz_RU_Full | -2.21               | -4.05   | 1.00                         | 0.98                   | 26.59                 |
| ax80_5775MHz_RU_Full | -4.52               | -6.38   | 1.35                         | -0.99                  | 26.59                 |

Note: The limit for MIMO mode was calculated with the gain of Beamforming mode 9.41dBi.

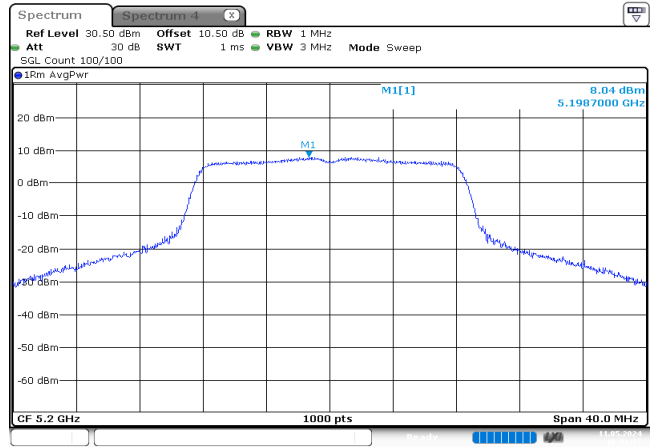
Chain 0  
5150-5250 MHz

a\_5180MHz\_Chain 0



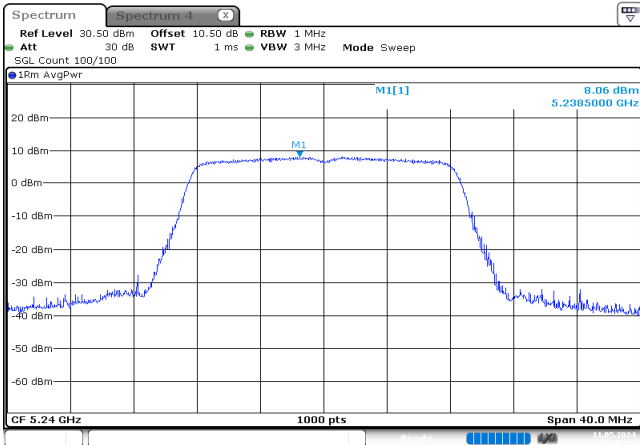
ProjectNo.:2402S71526E-RF Tester:Jojo Zhou  
Date: 16.MAY.2024 15:30:06

a\_5200MHz\_Chain 0



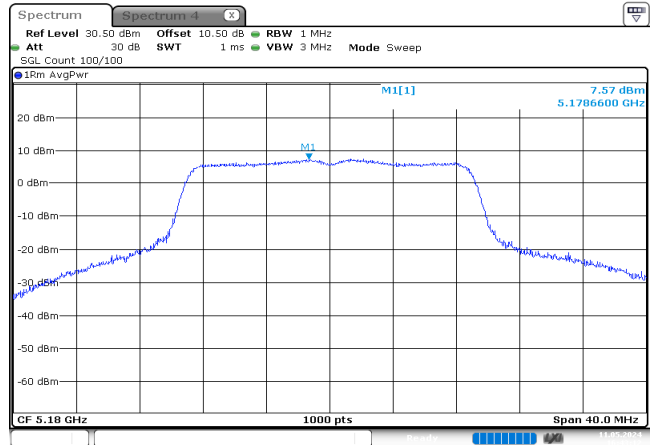
ProjectNo.:2402S71526E-RF Tester:Jojo Zhou  
Date: 11.MAY.2024 16:41:37

a\_5240MHz\_Chain 0



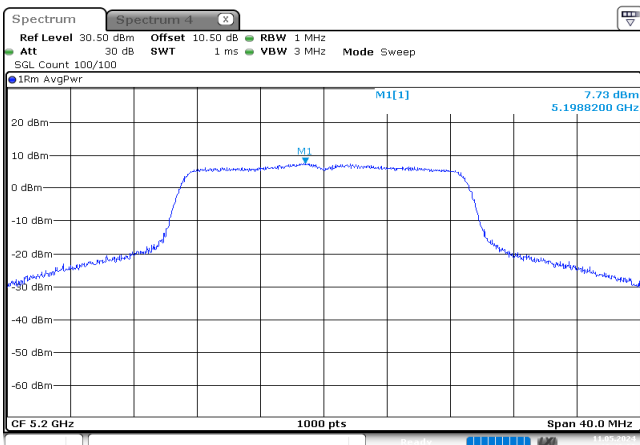
ProjectNo.:2402S71526E-RF Tester:Jojo Zhou  
Date: 11.MAY.2024 16:42:12

n20\_5180MHz\_Chain 0



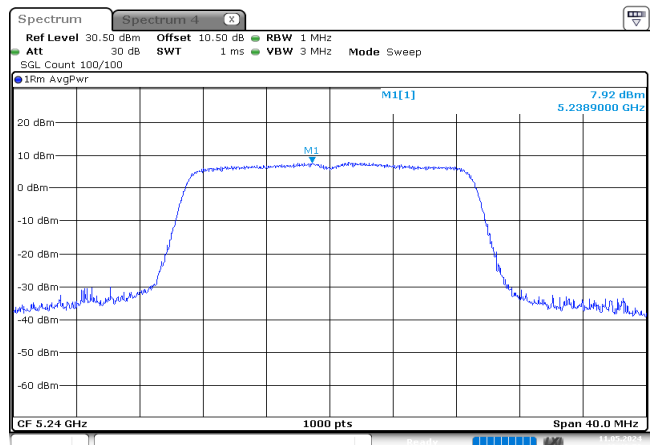
ProjectNo.:2402S71526E-RF Tester:Jojo Zhou  
Date: 11.MAY.2024 16:43:12

n20\_5200MHz\_Chain 0z



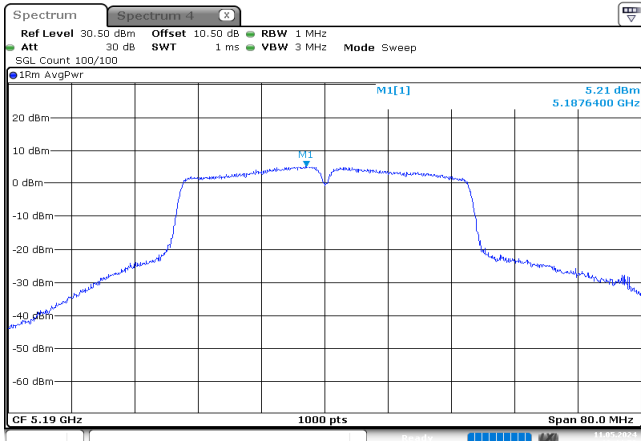
ProjectNo.:2402S71526E-RF Tester:Jojo Zhou  
Date: 11.MAY.2024 16:43:33

n20\_5240MHz\_Chain 0



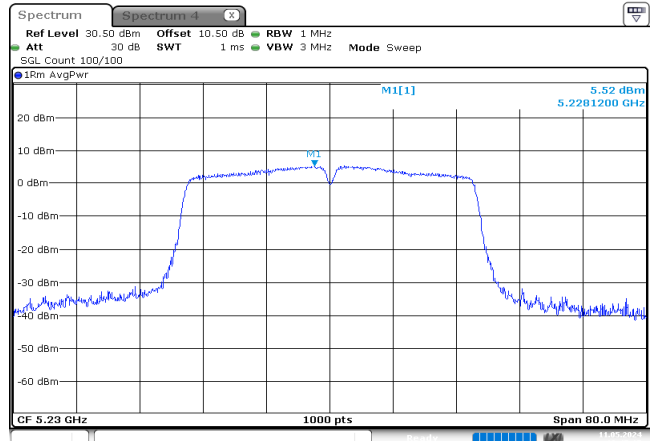
ProjectNo.:2402S71526E-RF Tester:Jojo Zhou  
Date: 11.MAY.2024 16:43:56

n40\_5190MHz\_Chain 0



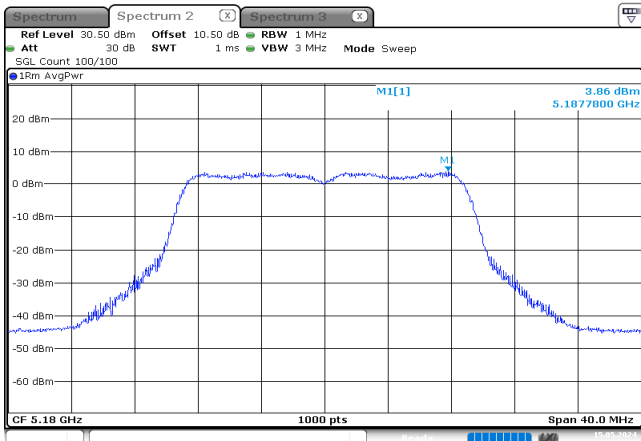
ProjectNo.:2402S71526E-RF Tester:Jojo Zhou  
Date: 11.MAY.2024 16:44:52

n40\_5230MHz\_Chain 0



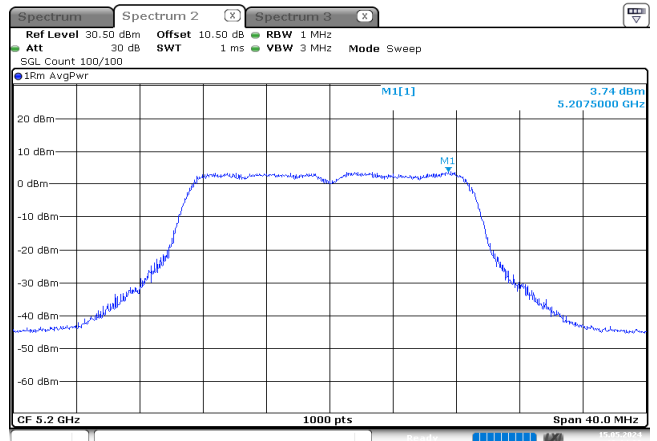
ProjectNo.:2402S71526E-RF Tester:Jojo Zhou  
Date: 11.MAY.2024 16:45:17

ac20\_5180MHz\_Chain 0



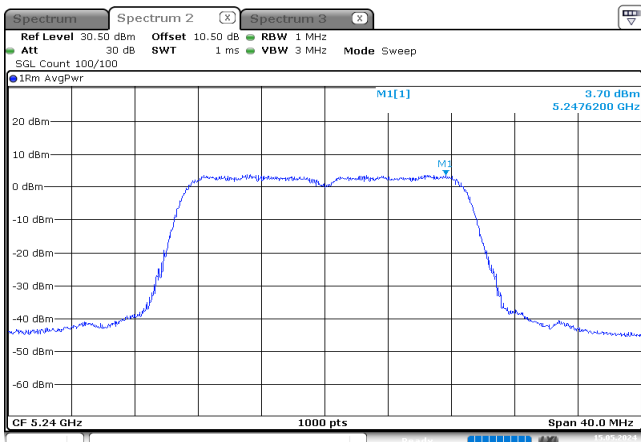
ProjectNo.:2402S71526E-RF Tester:Jojo Zhou  
Date: 15.MAY.2024 19:14:01

ac20\_5200MHz\_Chain 0



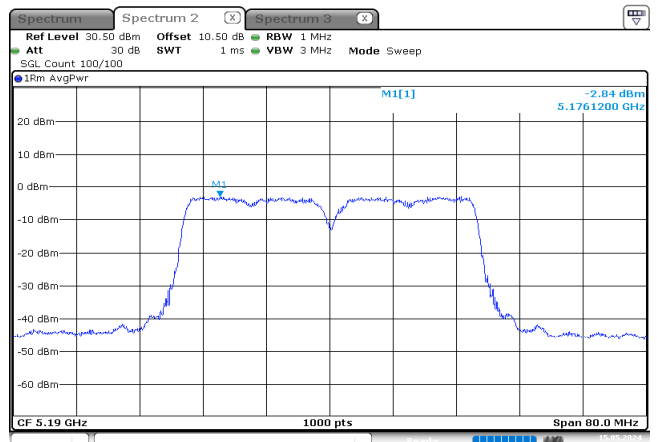
ProjectNo.:2402S71526E-RF Tester:Jojo Zhou  
Date: 15.MAY.2024 19:14:29

ac20\_5240MHz\_Chain 0



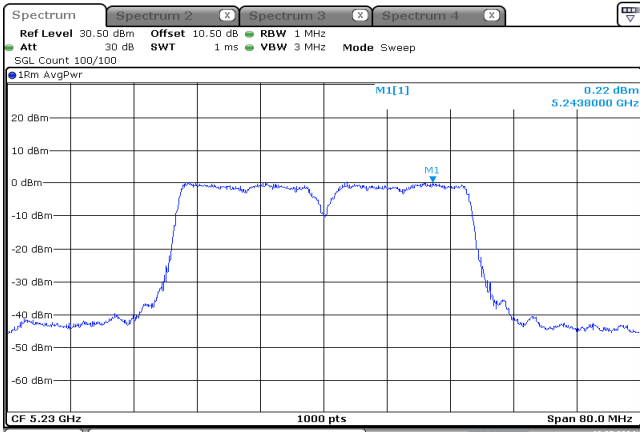
ProjectNo.:2402S71526E-RF Tester:Jojo Zhou  
Date: 15.MAY.2024 19:14:53

ac40\_5190MHz\_Chain 0



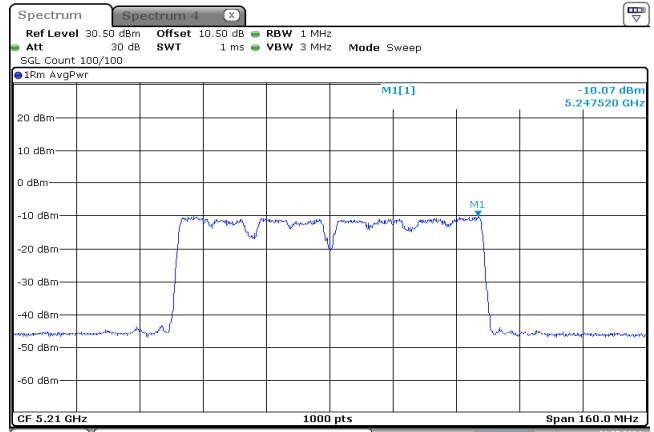
ProjectNo.:2402S71526E-RF Tester:Jojo Zhou  
Date: 15.MAY.2024 19:15:53

ac40\_5230MHz\_Chain 0



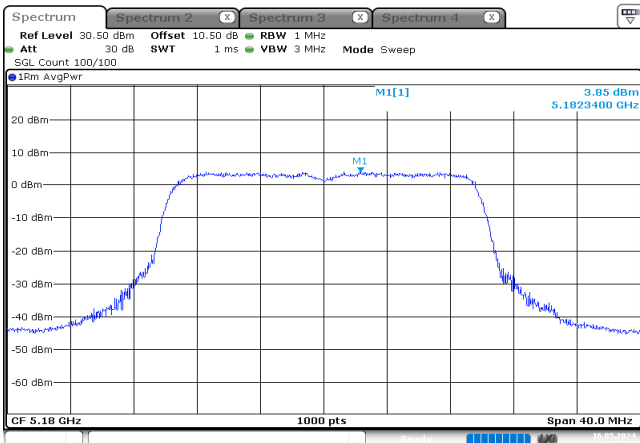
ProjectNo.:2402S71526E-RF Tester:Jojo Zhou  
Date: 16.MAY.2024 13:35:32

ac80\_5210MHz\_Chain 0



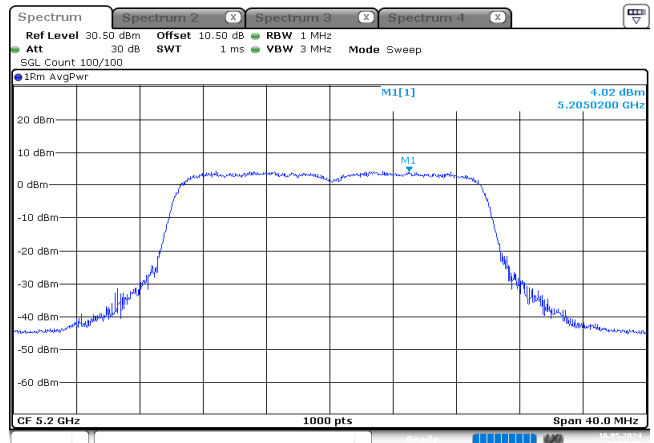
ProjectNo.:2402S71526E-RF Tester:Jojo Zhou  
Date: 11.MAY.2024 16:46:33

ax20\_5180MHz\_RU\_Full\_Chain 0



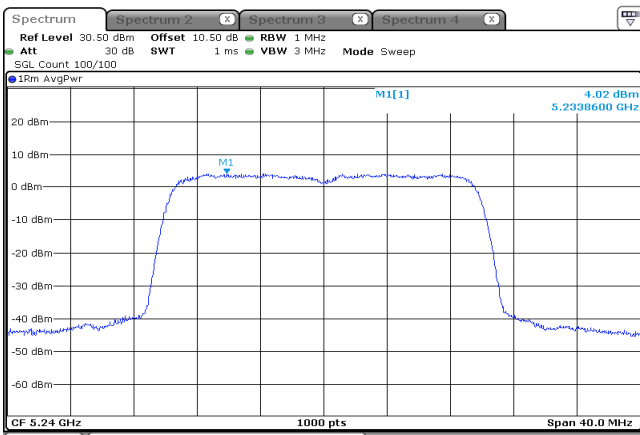
ProjectNo.:2402S71526E-RF Tester:Jojo Zhou  
Date: 16.MAY.2024 14:55:03

ax20\_5200MHz\_RU\_Full\_Chain 0



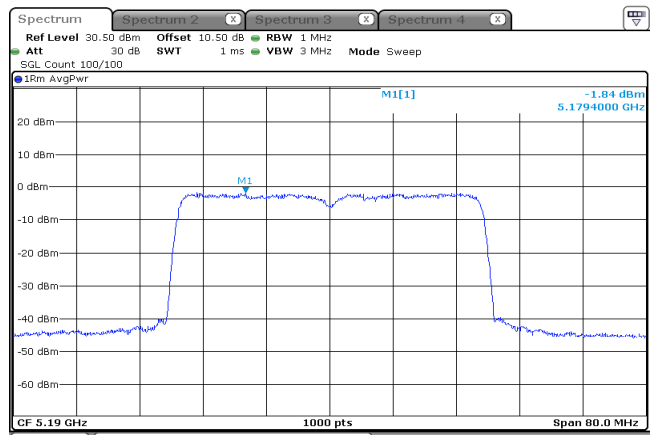
ProjectNo.:2402S71526E-RF Tester:Jojo Zhou  
Date: 16.MAY.2024 14:55:25

ax20\_5240MHz\_RU\_Full\_Chain 0



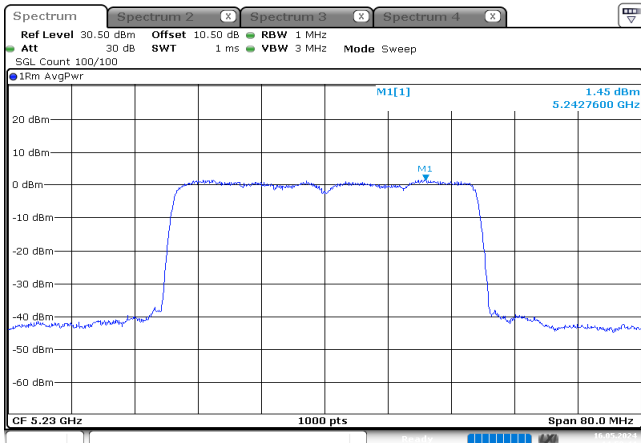
ProjectNo.:2402S71526E-RF Tester:Jojo Zhou  
Date: 16.MAY.2024 14:56:47

ax40\_5190MHz\_RU\_Full\_Chain 0



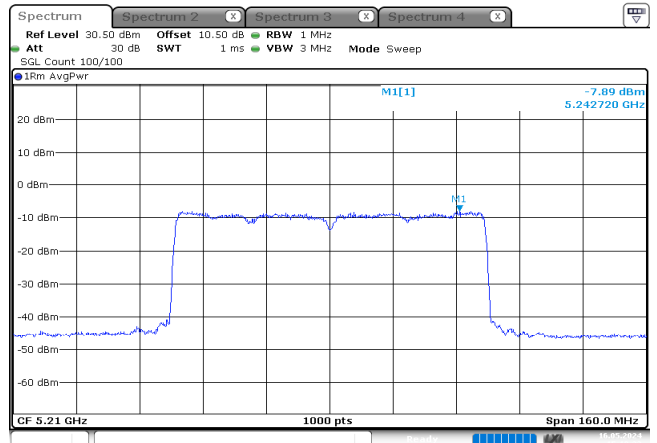
ProjectNo.:2402S71526E-RF Tester:Jojo Zhou  
Date: 16.MAY.2024 14:58:12

ax40\_5230MHz\_RU\_Full\_Chain 0



ProjectNo.:2402S71526E-RF Tester:Jojo Zhou  
Date: 16.MAY.2024 14:58:45

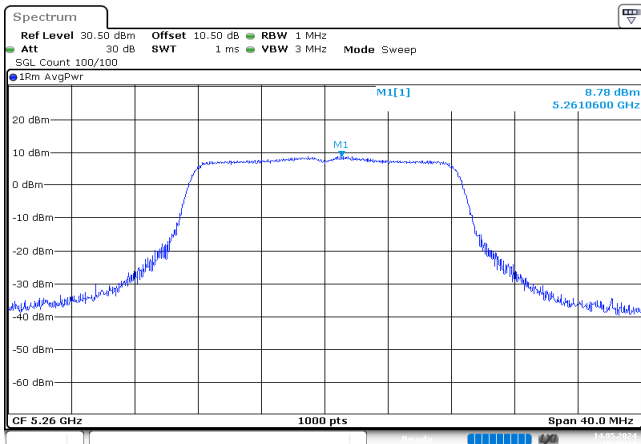
ax80\_5210MHz\_RU\_Full\_Chain 0



ProjectNo.:2402S71526E-RF Tester:Jojo Zhou  
Date: 16.MAY.2024 15:10:33

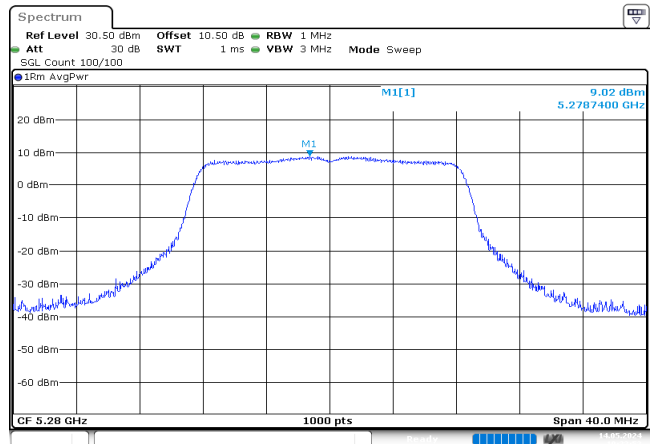
5250-5350 MHz

a\_5260MHz\_Chain 0



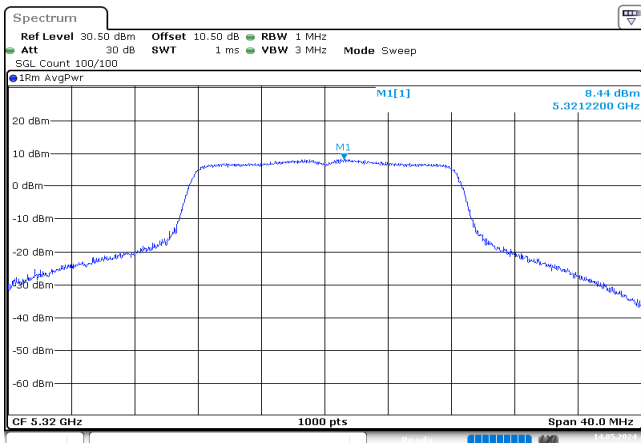
ProjectNo.:2402S71526E-RF Tester:Jojo Zhou  
Date: 14.MAY.2024 19:20:17

a\_5280MHz\_Chain 0



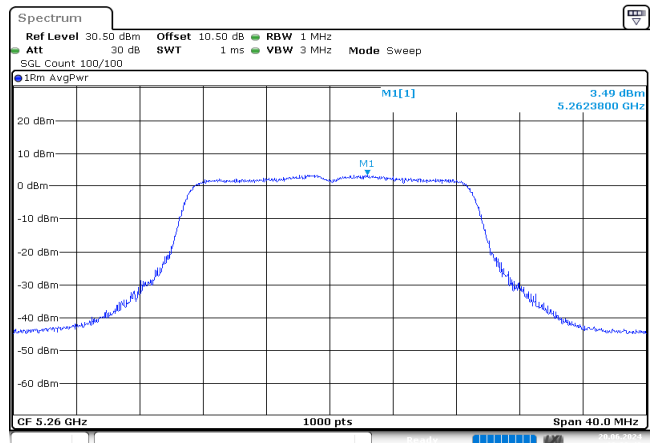
ProjectNo.:2402S71526E-RF Tester:Jojo Zhou  
Date: 14.MAY.2024 19:22:53

a\_5320MHz\_Chain 0



ProjectNo.:2402S71526E-RF Tester:Jojo Zhou  
Date: 14.MAY.2024 19:23:21

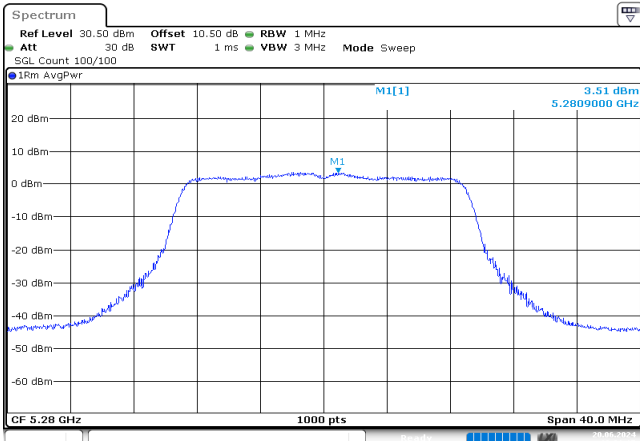
n20\_5260MHz\_Chain 0



ProjectNo.:2402S71526E-RF Tester:Jojo Zhou  
Date: 20.JUN.2024 10:20:42

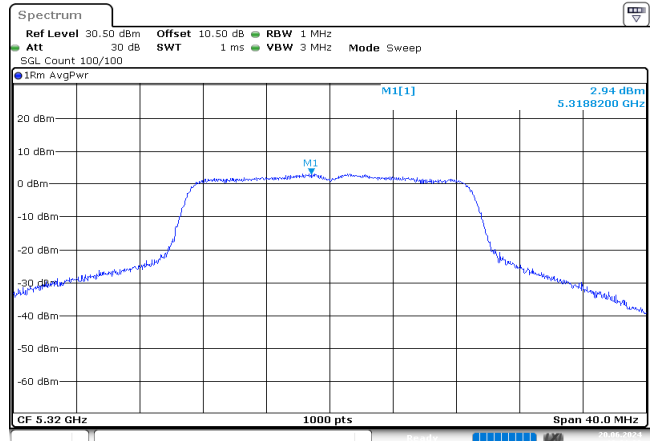


n20\_5280MHz\_Chain 0



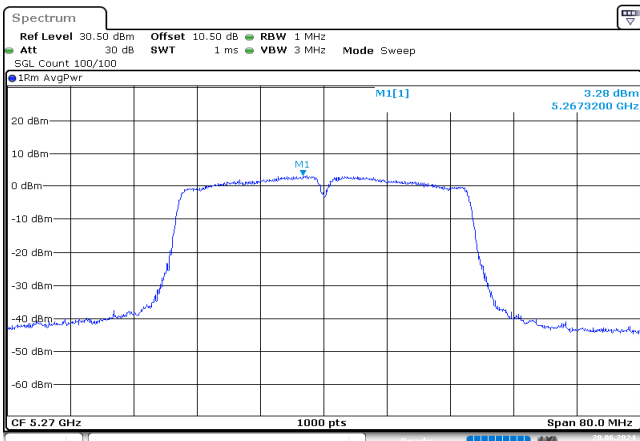
ProjectNo.:2402S71526E-RF Tester:Jojo Zhou  
Date: 20.JUN.2024 10:21:15

n20\_5320MHz\_Chain 0



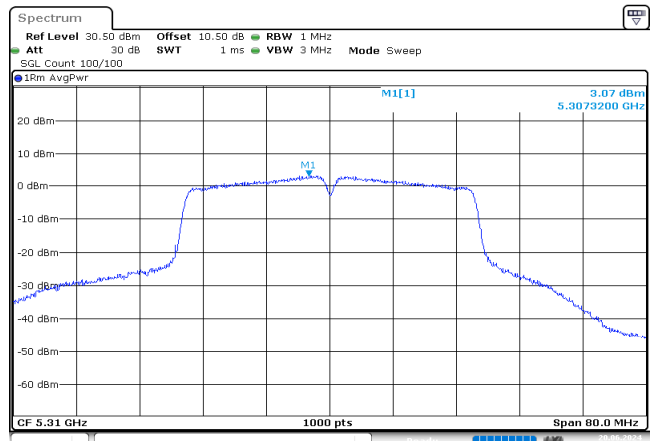
ProjectNo.:2402S71526E-RF Tester:Jojo Zhou  
Date: 20.JUN.2024 10:21:38

n40\_5270MHz\_Chain 0



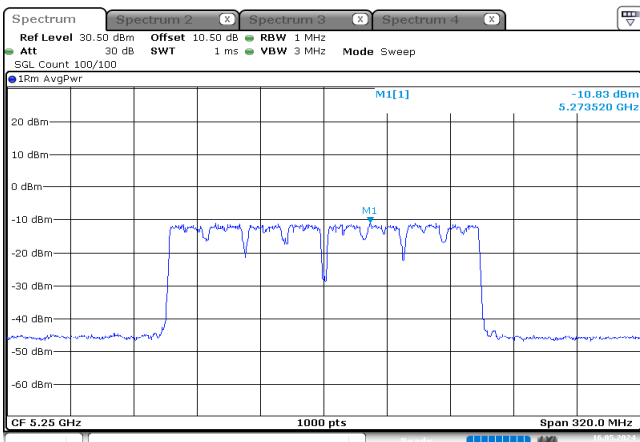
ProjectNo.:2402S71526E-RF Tester:Jojo Zhou  
Date: 20.JUN.2024 10:28:54

n40\_5310MHz\_Chain 0



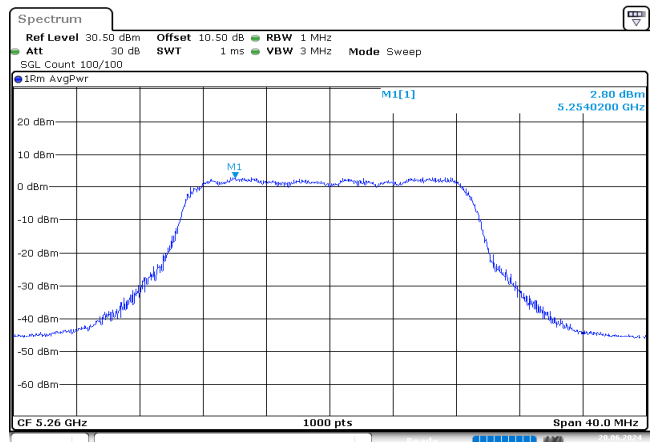
ProjectNo.:2402S71526E-RF Tester:Jojo Zhou  
Date: 20.JUN.2024 10:28:14

ac160\_5250MHz\_Chain 0



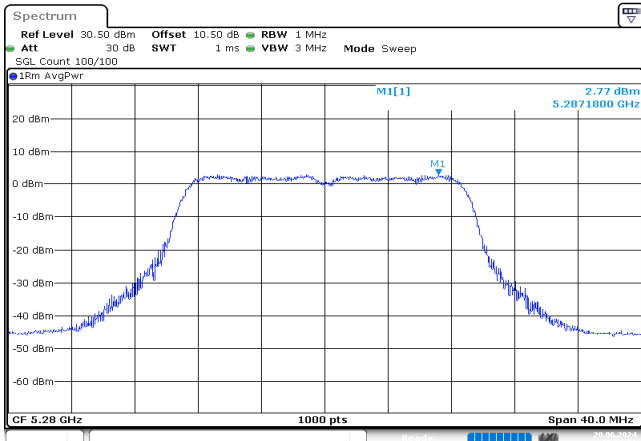
ProjectNo.:2402S71526E-RF Tester:Jojo Zhou  
Date: 16.MAY.2024 14:23:09

ac20\_5260MHz\_Chain 0



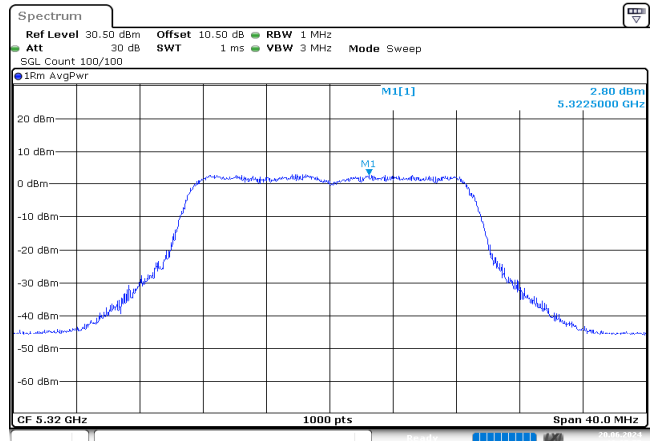
ProjectNo.:2402S71526E-RF Tester:Jojo Zhou  
Date: 20.JUN.2024 10:34:34

ac20\_5280MHz\_Chain 0



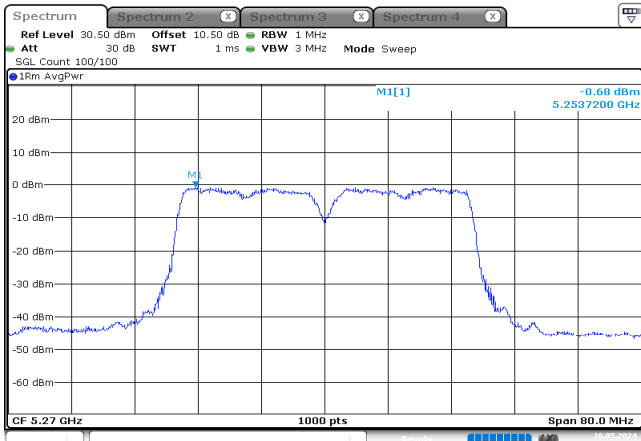
ProjectNo.:2402S71526E-RF Tester:Jojo Zhou  
Date: 20.JUN.2024 10:35:33

ac20\_5320MHz\_Chain 0



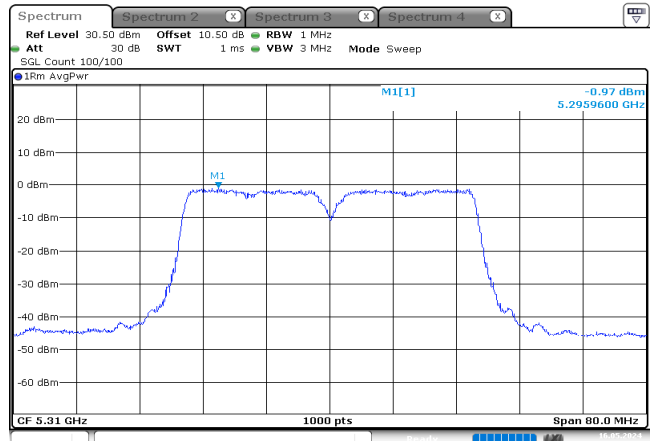
ProjectNo.:2402S71526E-RF Tester:Jojo Zhou  
Date: 20.JUN.2024 10:35:55

ac40\_5270MHz\_Chain



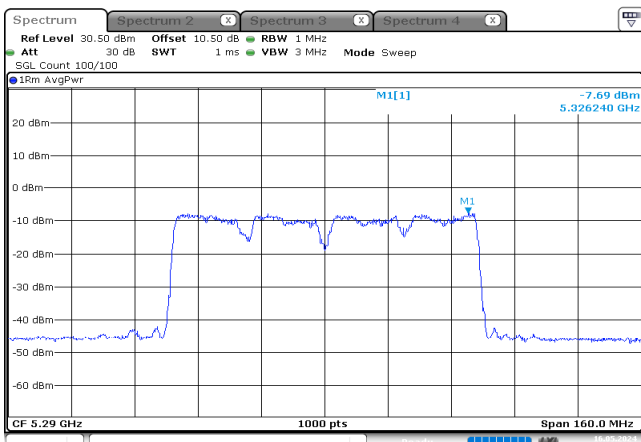
ProjectNo.:2402S71526E-RF Tester:Jojo Zhou  
Date: 16.MAY.2024 14:14:09

ac40\_5310MHz\_Chain 0



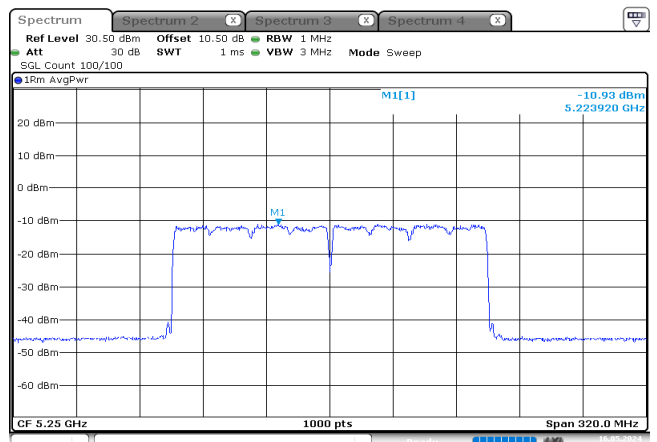
ProjectNo.:2402S71526E-RF Tester:Jojo Zhou  
Date: 16.MAY.2024 14:14:40

ac80\_5290MHz\_Chain 0



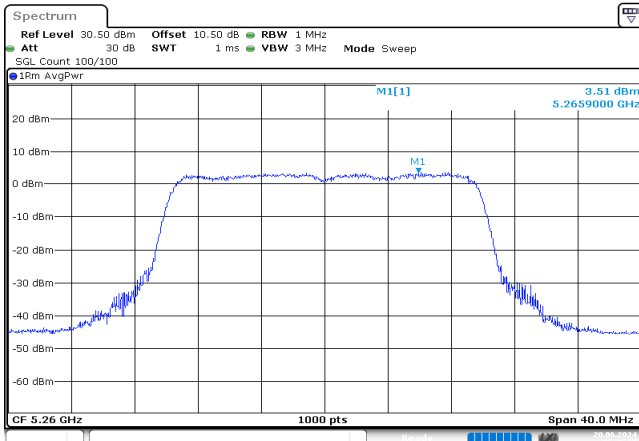
ProjectNo.:2402S71526E-RF Tester:Jojo Zhou  
Date: 16.MAY.2024 14:15:19

ax160\_5250MHz\_RU\_Full\_Chain 0



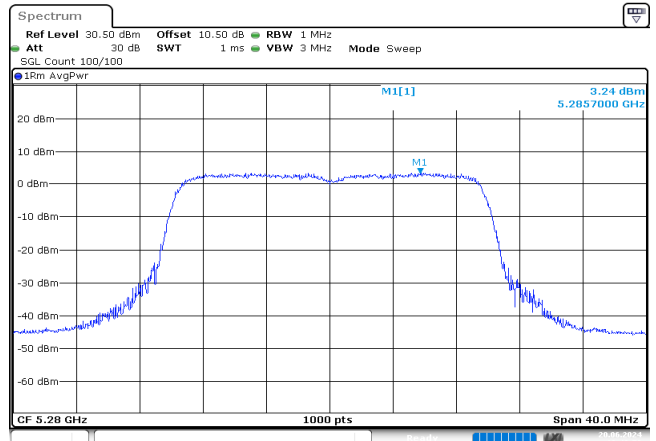
ProjectNo.:2402S71526E-RF Tester:Jojo Zhou  
Date: 16.MAY.2024 14:23:49

ax20\_5260MHz\_RU\_Full\_Chain 0



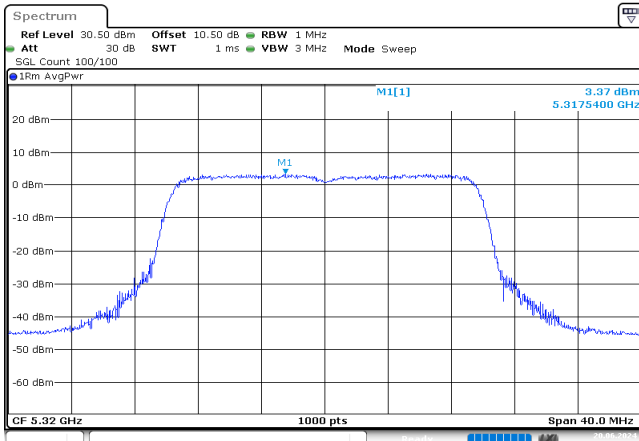
ProjectNo.:2402S71526E-RF Tester:Jojo Zhou  
Date: 20.JUN.2024 10:40:11

ax20\_5280MHz\_RU\_Full\_Chain 0



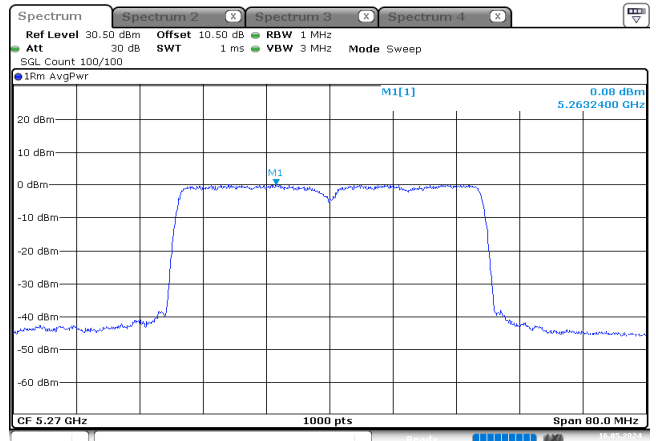
ProjectNo.:2402S71526E-RF Tester:Jojo Zhou  
Date: 20.JUN.2024 10:40:53

ax20\_5320MHz\_RU\_Full\_Chain 0



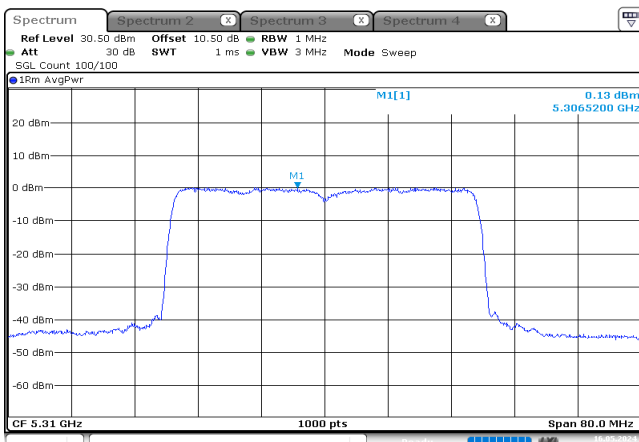
ProjectNo.:2402S71526E-RF Tester:Jojo Zhou  
Date: 20.JUN.2024 10:39:21

ax40\_5270MHz\_RU\_Full\_Chain 0



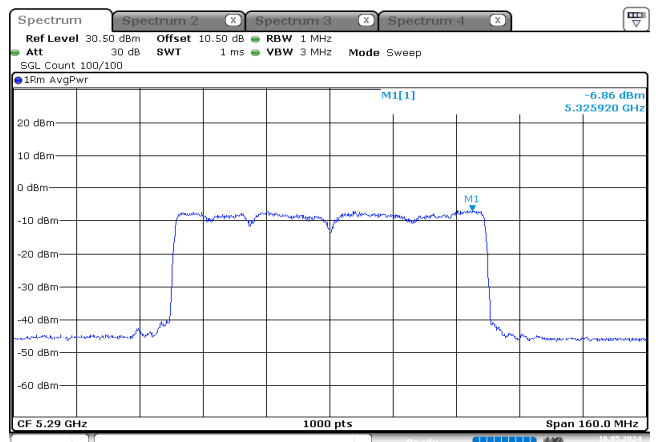
ProjectNo.:2402S71526E-RF Tester:Jojo Zhou  
Date: 16.MAY.2024 14:18:30

ax40\_5310MHz\_RU\_Full\_Chain 0



ProjectNo.:2402S71526E-RF Tester:Jojo Zhou  
Date: 16.MAY.2024 14:21:19

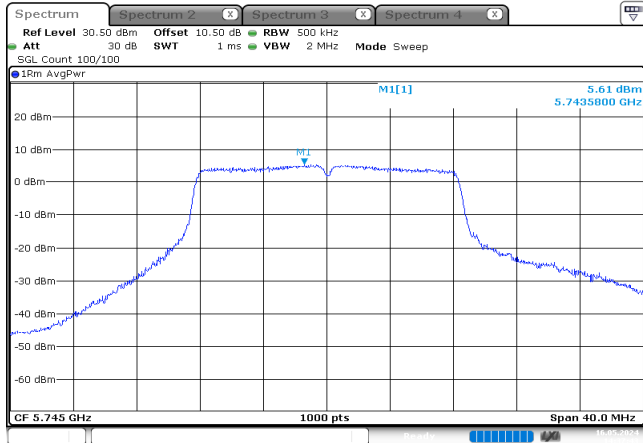
ax80\_5290MHz\_RU\_Full\_Chain 0 -



ProjectNo.:2402S71526E-RF Tester:Jojo Zhou  
Date: 16.MAY.2024 14:21:59

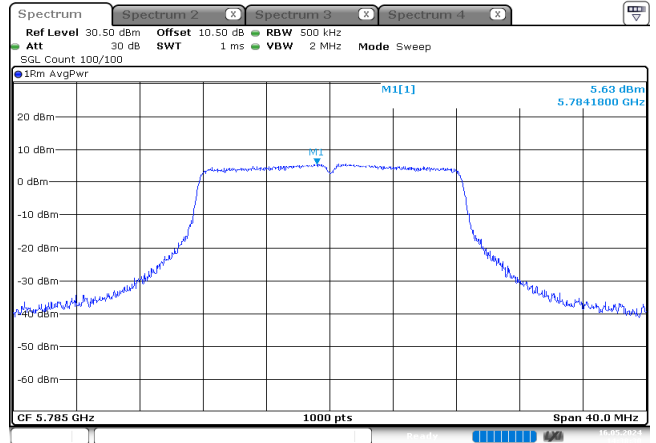
5725-5850 MHz

a\_5745MHz\_Chain 0



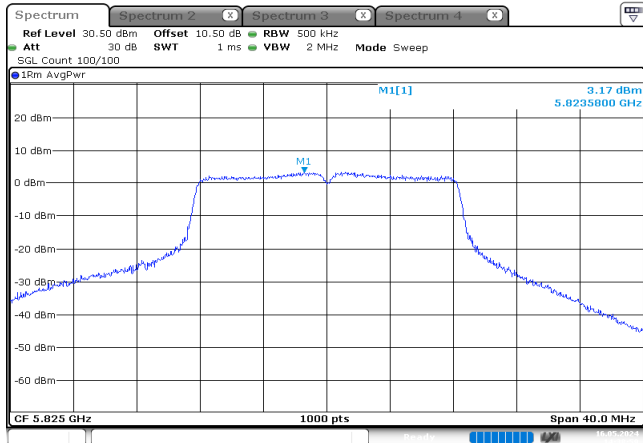
ProjectNo.:2402S71526E-RF Tester:Jojo Zhou  
Date: 16.MAY.2024 14:37:44

a\_5785MHz\_Chain 0



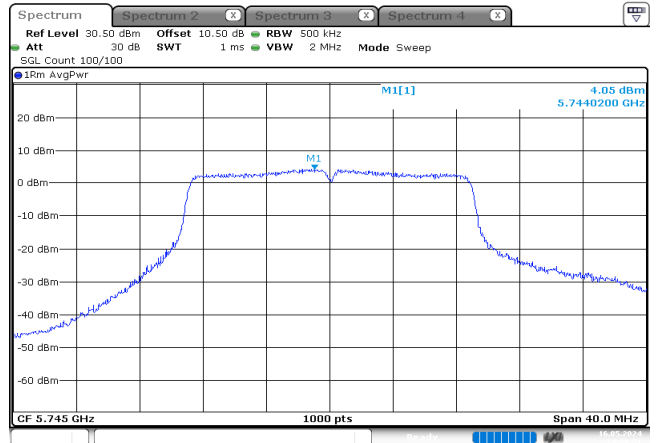
ProjectNo.:2402S71526E-RF Tester:Jojo Zhou  
Date: 16.MAY.2024 14:38:30

a\_5825MHz\_Chain 0



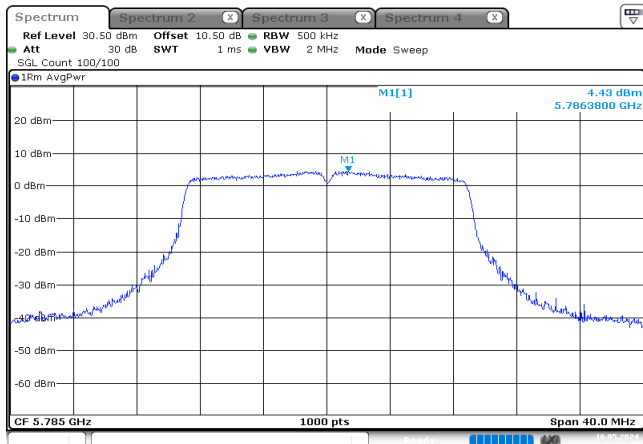
ProjectNo.:2402S71526E-RF Tester:Jojo Zhou  
Date: 16.MAY.2024 14:39:00

n20\_5745MHz\_Chain 0



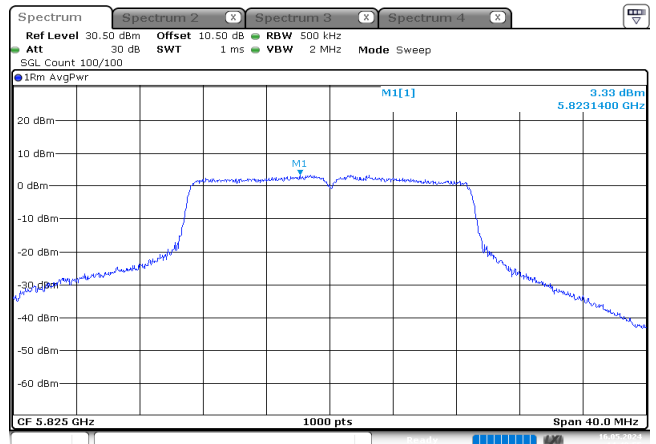
ProjectNo.:2402S71526E-RF Tester:Jojo Zhou  
Date: 16.MAY.2024 14:39:51

n20\_5785MHz\_Chain 0



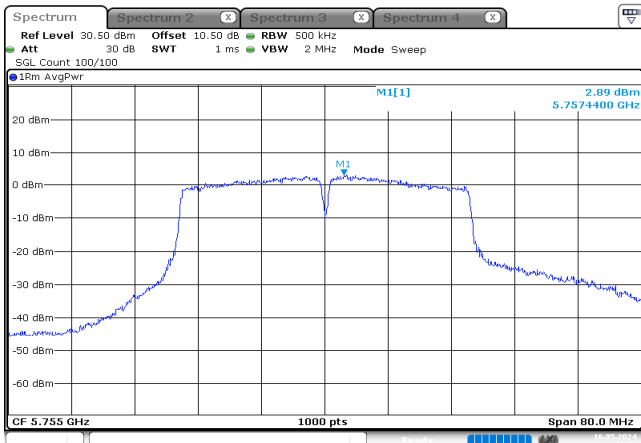
ProjectNo.:2402S71526E-RF Tester:Jojo Zhou  
Date: 16.MAY.2024 14:40:17

n20\_5825MHz\_Chain 0



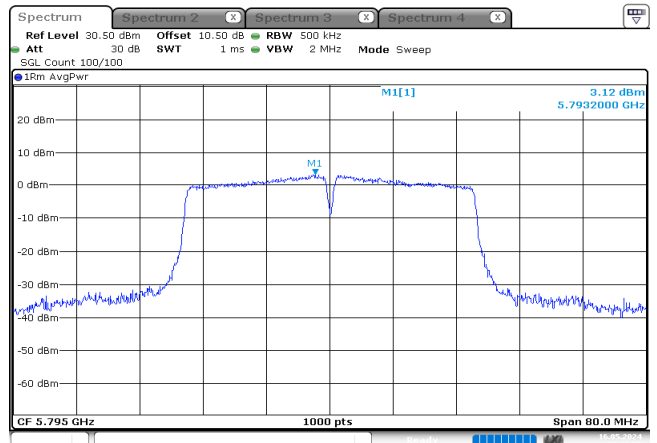
ProjectNo.:2402S71526E-RF Tester:Jojo Zhou  
Date: 16.MAY.2024 14:40:56

n40\_5755MHz\_Chain 0



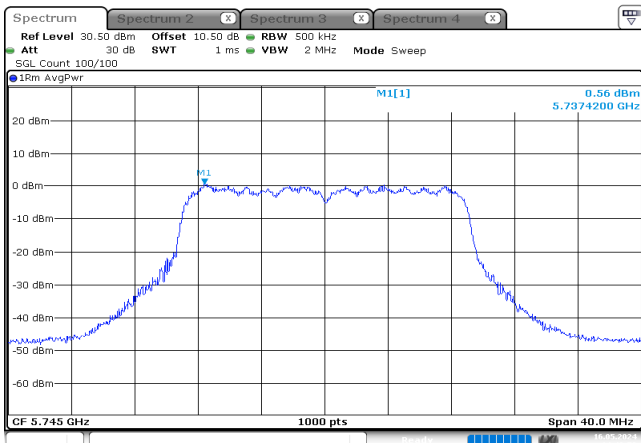
ProjectNo.:2402S71526E-RF Tester:Jojo Zhou  
Date: 16.MAY.2024 14:41:28

n40\_5795MHz\_Chain 0



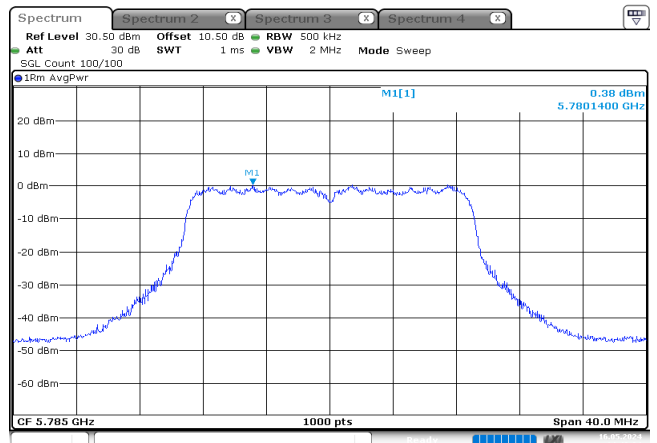
ProjectNo.:2402S71526E-RF Tester:Jojo Zhou  
Date: 16.MAY.2024 14:41:53

ac20\_5745MHz\_Chain 0



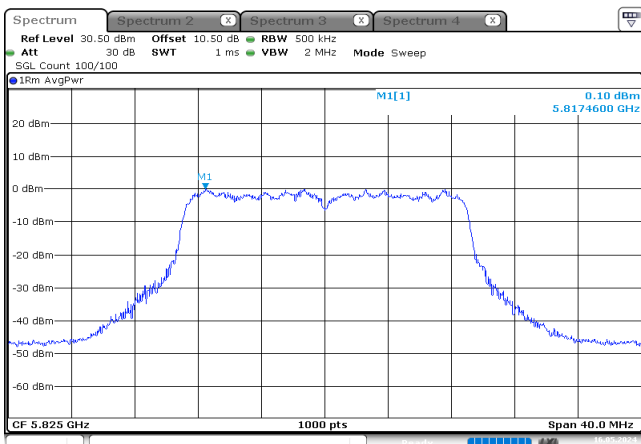
ProjectNo.:2402S71526E-RF Tester:Jojo Zhou  
Date: 16.MAY.2024 14:42:53

ac20\_5785MHz\_Chain 0



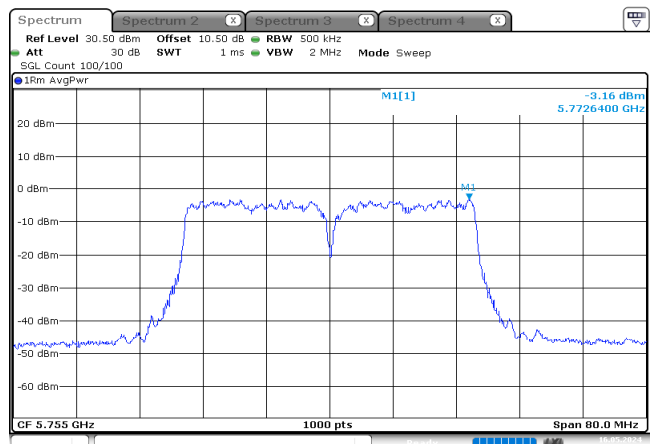
ProjectNo.:2402S71526E-RF Tester:Jojo Zhou  
Date: 16.MAY.2024 14:43:24

ac20\_5825MHz\_Chain 0



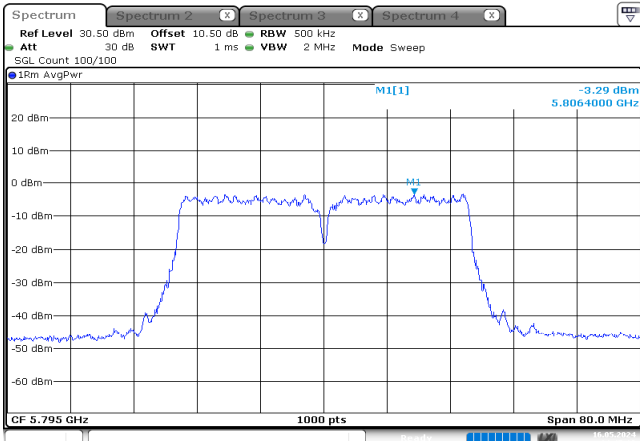
ProjectNo.:2402S71526E-RF Tester:Jojo Zhou  
Date: 16.MAY.2024 14:43:49

ac40\_5755MHz\_Chain 0



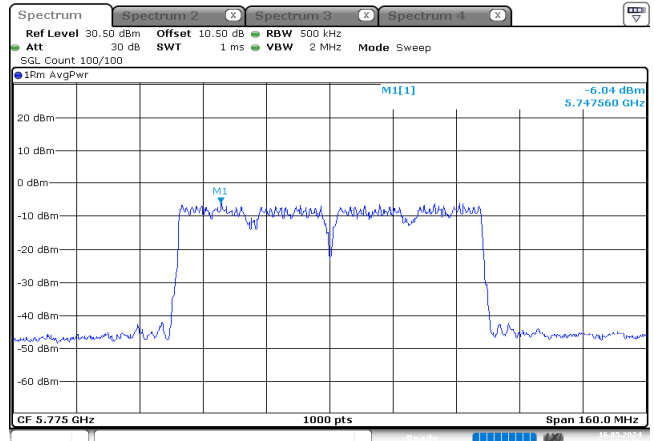
ProjectNo.:2402S71526E-RF Tester:Jojo Zhou  
Date: 16.MAY.2024 14:46:02

ac40\_5795MHz\_Chain 0



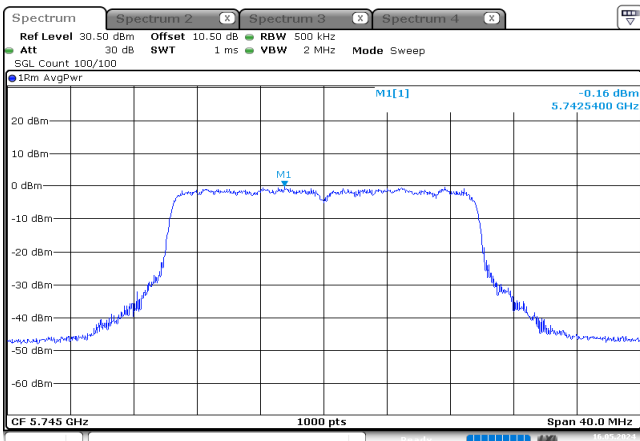
ProjectNo.:2402S71526E-RF Tester:Jojo Zhou  
Date: 16.MAY.2024 14:47:18

ac80\_5775MHz\_Chain 0



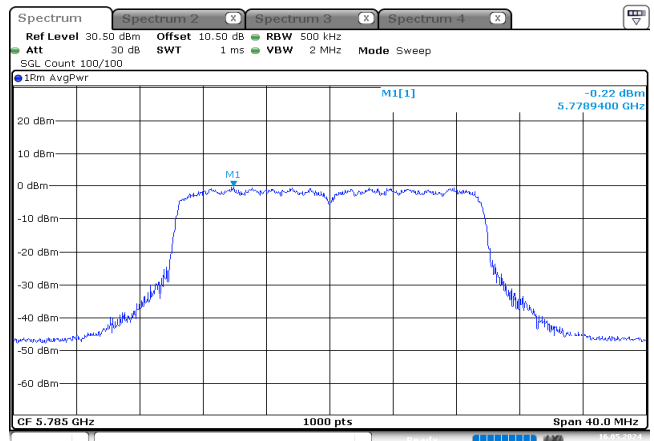
ProjectNo.:2402S71526E-RF Tester:Jojo Zhou  
Date: 16.MAY.2024 14:47:53

ax20\_5745MHz\_RU\_Full\_Chain 0



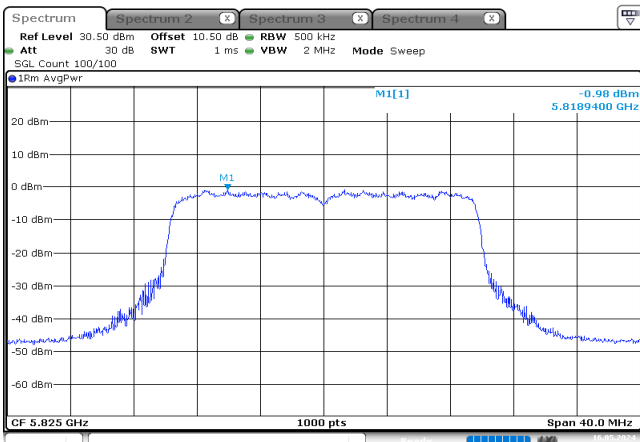
ProjectNo.:2402S71526E-RF Tester:Jojo Zhou  
Date: 16.MAY.2024 14:48:46

ax20\_5785MHz\_RU\_Full\_Chain 0



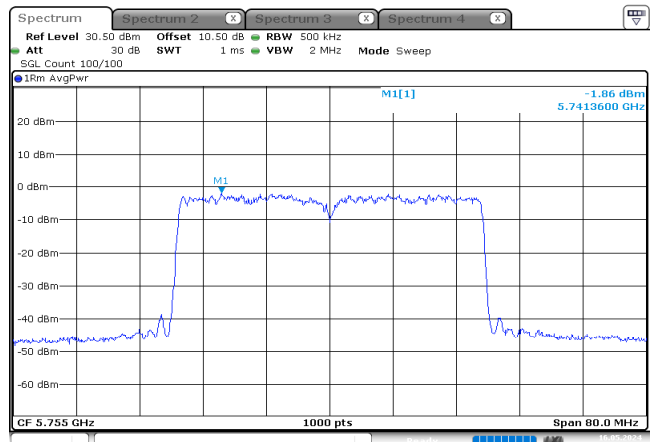
ProjectNo.:2402S71526E-RF Tester:Jojo Zhou  
Date: 16.MAY.2024 14:49:08

ax20\_5825MHz\_RU\_Full\_Chain 0



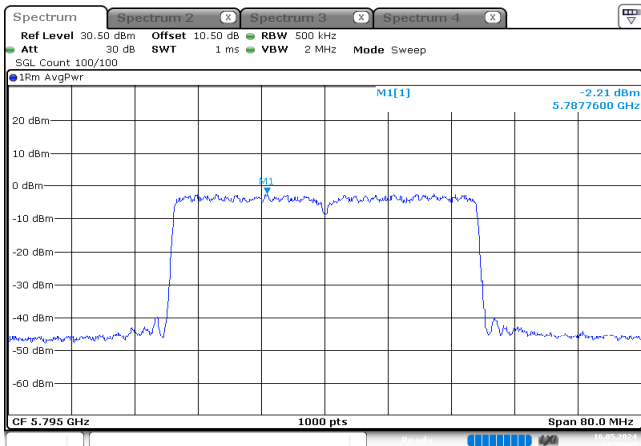
ProjectNo.:2402S71526E-RF Tester:Jojo Zhou  
Date: 16.MAY.2024 14:49:36

ax40\_5755MHz\_RU\_Full\_Chain 0



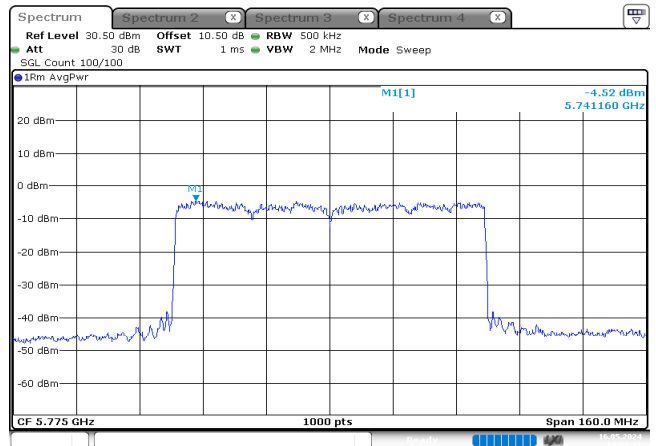
ProjectNo.:2402S71526E-RF Tester:Jojo Zhou  
Date: 16.MAY.2024 14:50:10

ax40\_5795MHz\_RU\_Full\_Chain 0



ProjectNo.:2402S71526E-RF Tester:Jojo Zhou  
Date: 16.MAY.2024 14:50:33

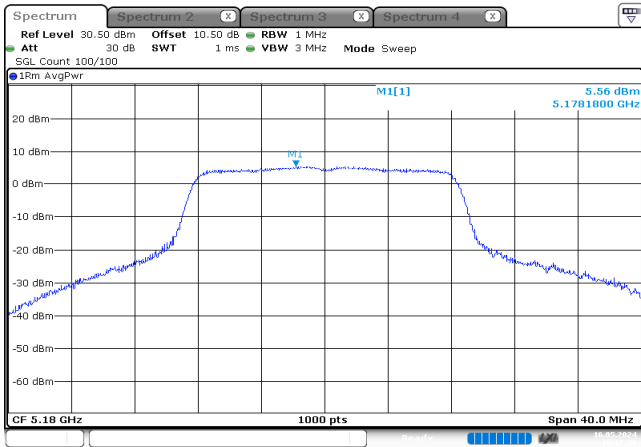
ax80\_5775MHz\_RU\_Full\_Chain 0



ProjectNo.:2402S71526E-RF Tester:Jojo Zhou  
Date: 16.MAY.2024 14:51:11

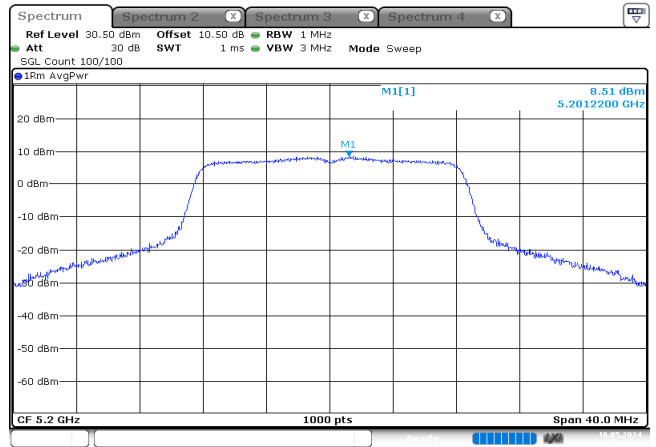
**Chain 1**  
**5150-5250 MHz**

a\_5180MHz\_Chain 1



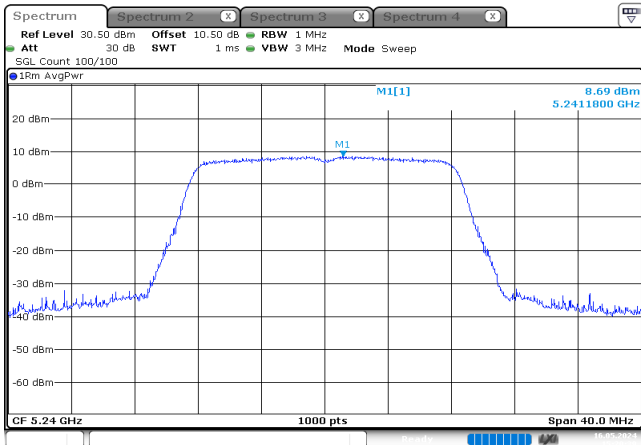
ProjectNo.:2402S71526E-RF Tester:Jojo Zhou  
Date: 16.MAY.2024 15:17:59

a\_5200MHz\_Chain 1



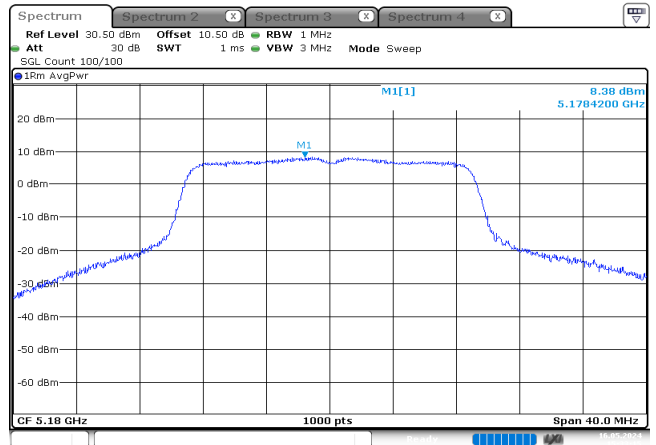
ProjectNo.:2402S71526E-RF Tester:Jojo Zhou  
Date: 16.MAY.2024 15:19:11

a\_5240MHz\_Chain 1



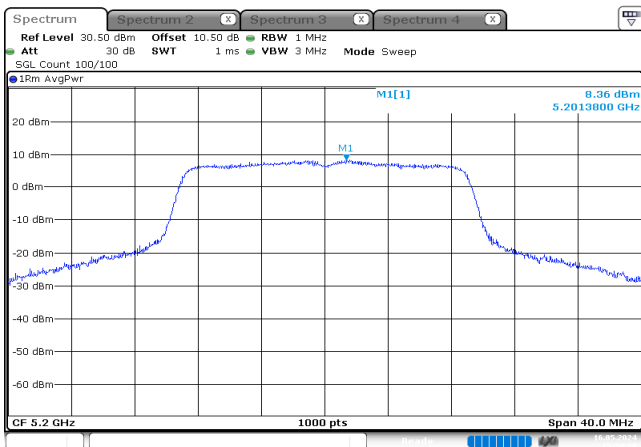
ProjectNo.:2402S71526E-RF Tester:Jojo Zhou  
Date: 16.MAY.2024 15:20:39

n20\_5180MHz\_Chain 1



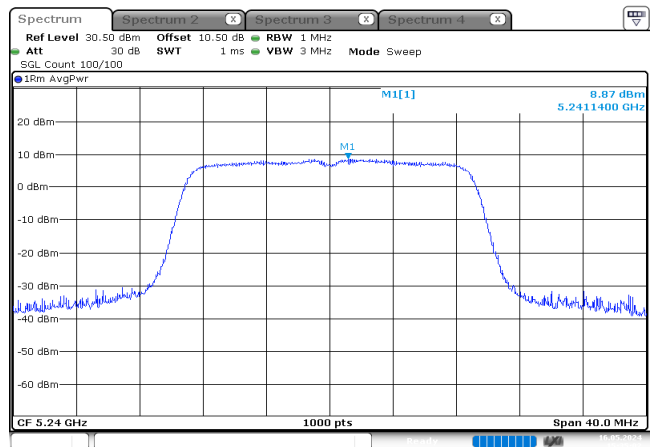
ProjectNo.:2402S71526E-RF Tester:Jojo Zhou  
Date: 16.MAY.2024 15:33:15

n20\_5200MHz\_Chain 1



ProjectNo.:2402S71526E-RF Tester:Jojo Zhou  
Date: 16.MAY.2024 15:34:39

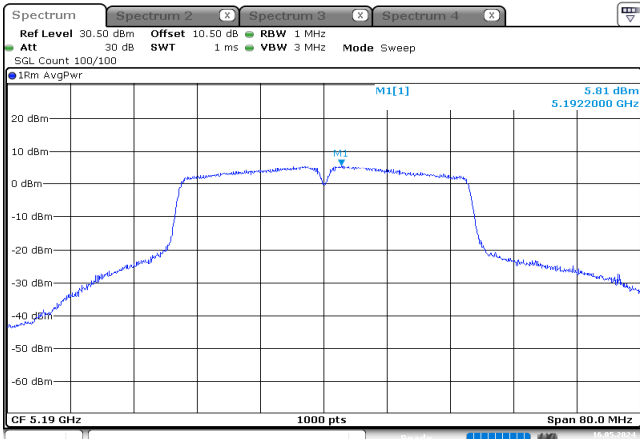
n20\_5240MHz\_Chain 1



ProjectNo.:2402S71526E-RF Tester:Jojo Zhou  
Date: 16.MAY.2024 15:35:03

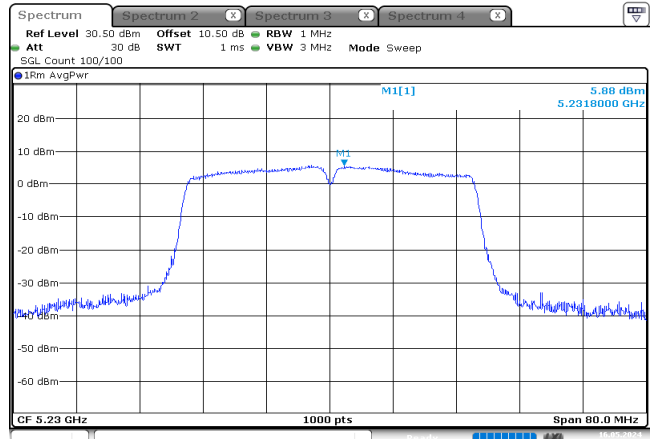


n40\_5190MHz\_Chain 1



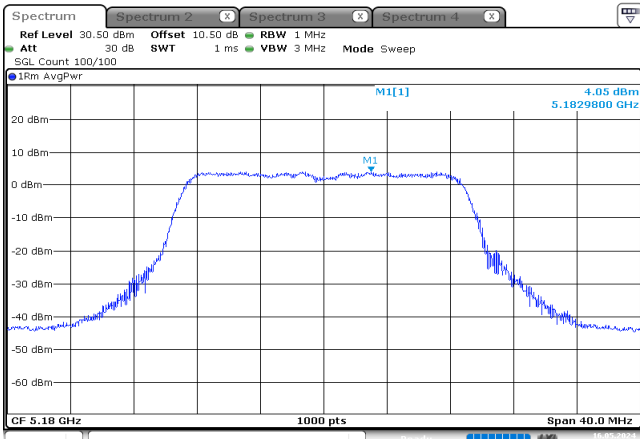
ProjectNo.:2402S71526E-RF Tester:Jojo Zhou  
Date: 16.MAY.2024 15:37:23

n40\_5230MHz\_Chain 1



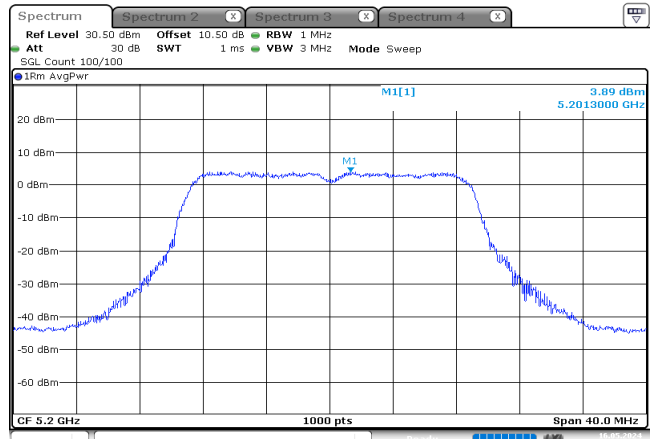
ProjectNo.:2402S71526E-RF Tester:Jojo Zhou  
Date: 16.MAY.2024 15:38:08

ac20\_5180MHz\_Chain 1



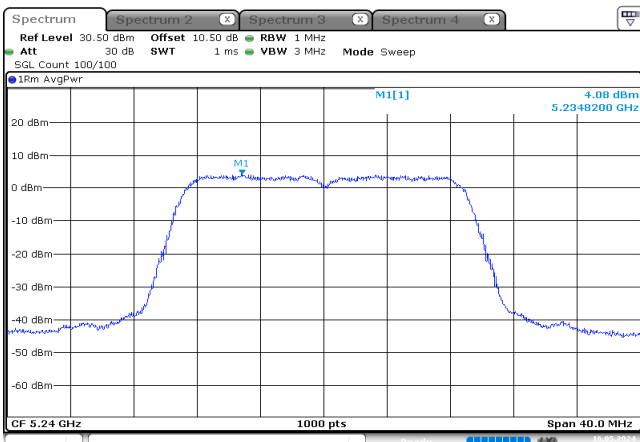
ProjectNo.:2402S71526E-RF Tester:Jojo Zhou  
Date: 16.MAY.2024 15:50:31

ac20\_5200MHz\_Chain 1



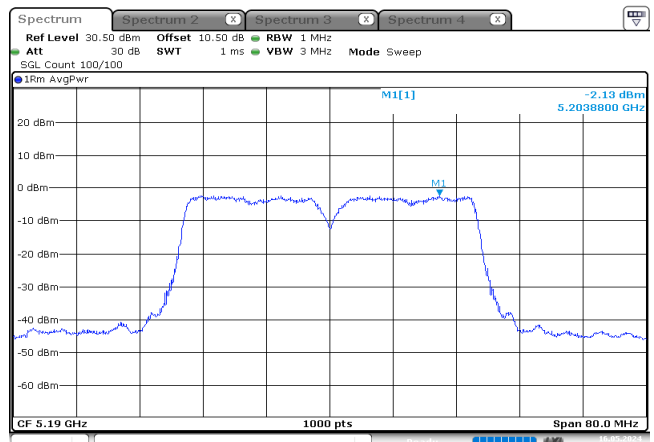
ProjectNo.:2402S71526E-RF Tester:Jojo Zhou  
Date: 16.MAY.2024 15:50:54

ac20\_5240MHz\_Chain 1



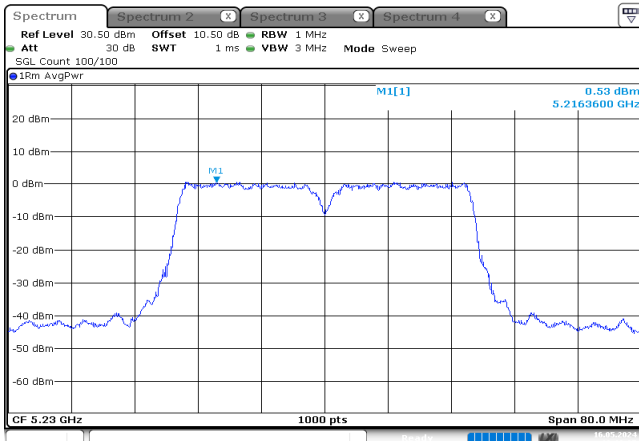
ProjectNo.:2402S71526E-RF Tester:Jojo Zhou  
Date: 16.MAY.2024 15:53:20

ac40\_5190MHz\_Chain 1



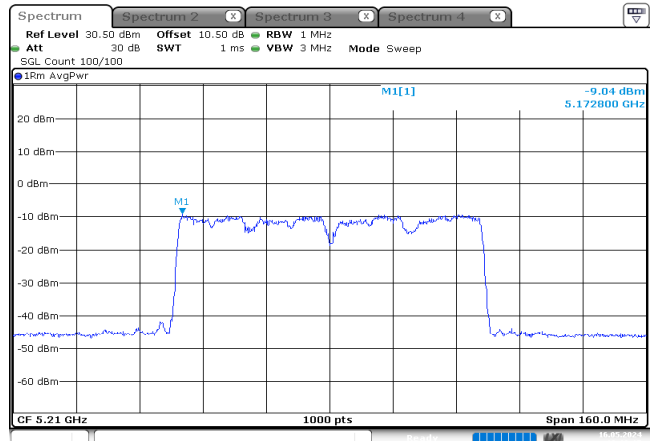
ProjectNo.:2402S71526E-RF Tester:Jojo Zhou  
Date: 16.MAY.2024 15:58:48

ac40\_5230MHz\_Chain 1



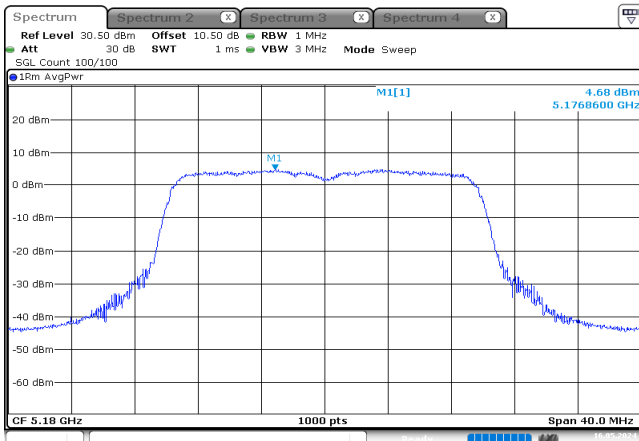
ProjectNo.:2402S71526E-RF Tester:Jojo Zhou  
Date: 16.MAY.2024 16:10:08

ac80\_5210MHz\_Chain 1



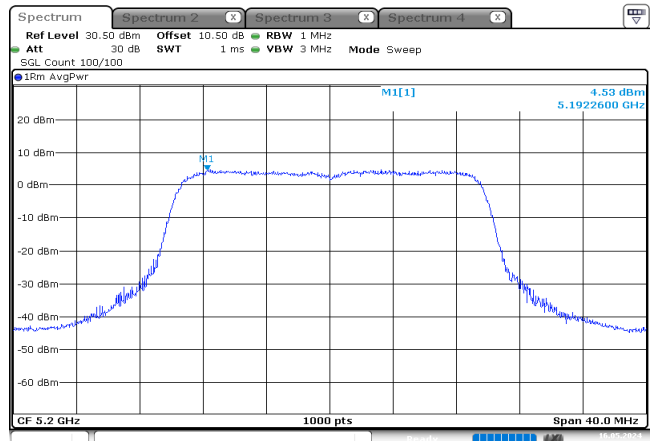
ProjectNo.:2402S71526E-RF Tester:Jojo Zhou  
Date: 16.MAY.2024 16:12:15

ax20\_5180MHz\_RU\_Full\_Chain 1



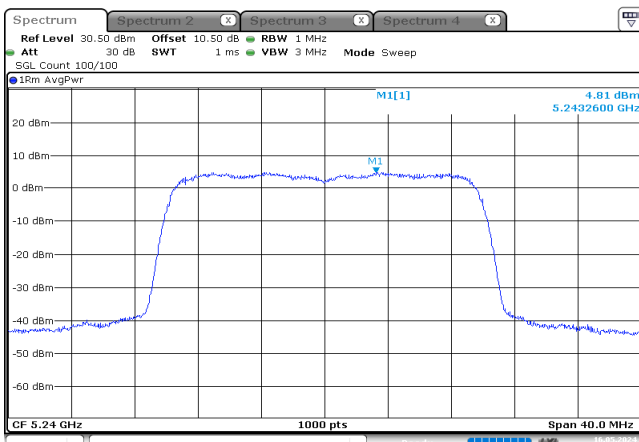
ProjectNo.:2402S71526E-RF Tester:Jojo Zhou  
Date: 16.MAY.2024 16:15:09

ax20\_5200MHz\_RU\_Full\_Chain 1



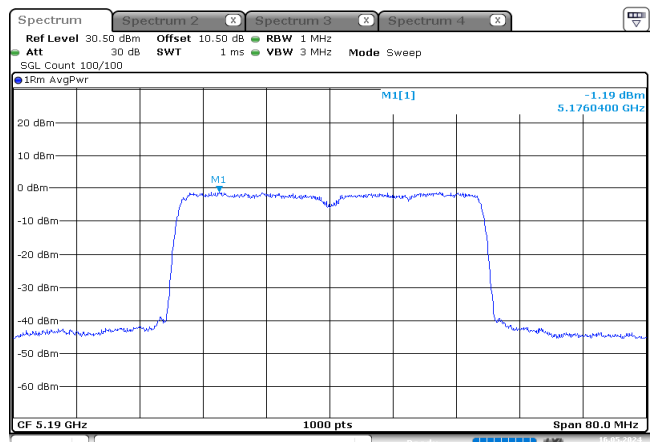
ProjectNo.:2402S71526E-RF Tester:Jojo Zhou  
Date: 16.MAY.2024 16:15:32

ax20\_5240MHz\_RU\_Full\_Chain 1



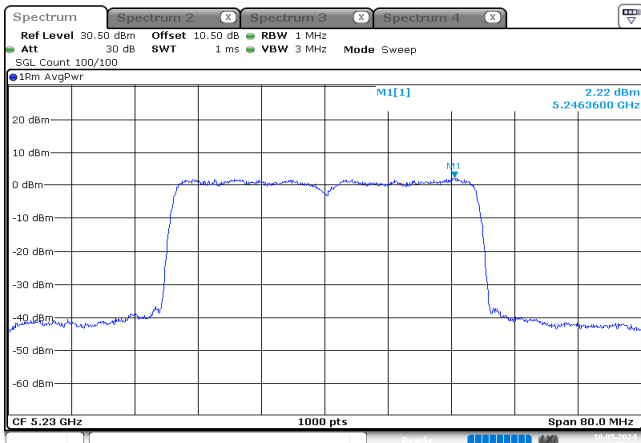
ProjectNo.:2402S71526E-RF Tester:Jojo Zhou  
Date: 16.MAY.2024 16:15:55

ax40\_5190MHz\_RU\_Full\_Chain 1



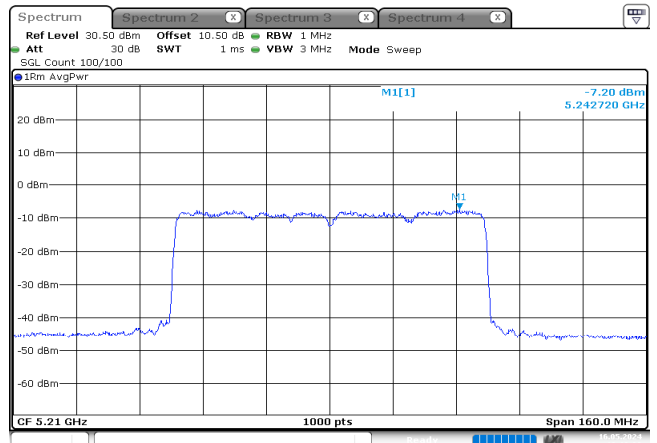
ProjectNo.:2402S71526E-RF Tester:Jojo Zhou  
Date: 16.MAY.2024 16:17:18

ax40\_5230MHz\_RU\_Full\_Chain 1



ProjectNo.:2402S71526E-RF Tester:Jojo Zhou  
Date: 16.MAY.2024 16:17:43

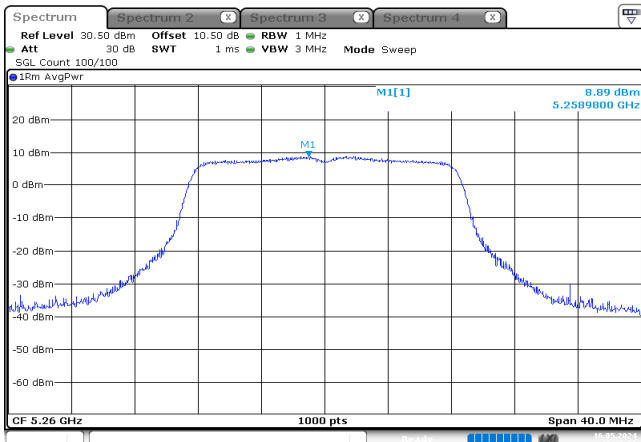
ax80\_5210MHz\_RU\_Full\_Chain 1



ProjectNo.:2402S71526E-RF Tester:Jojo Zhou  
Date: 16.MAY.2024 16:18:29

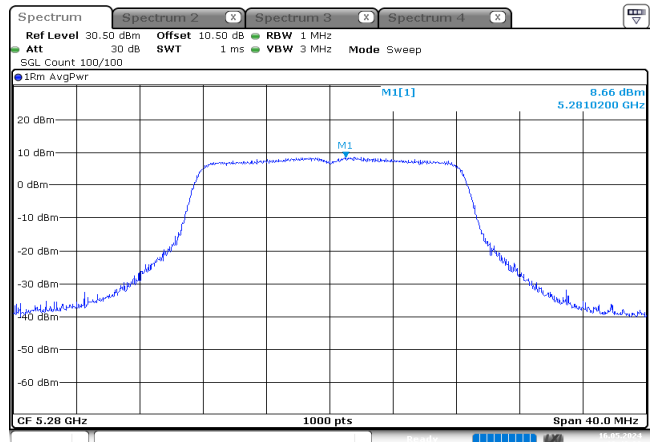
5250-5350 MHz

a\_5260MHz\_Chain 1



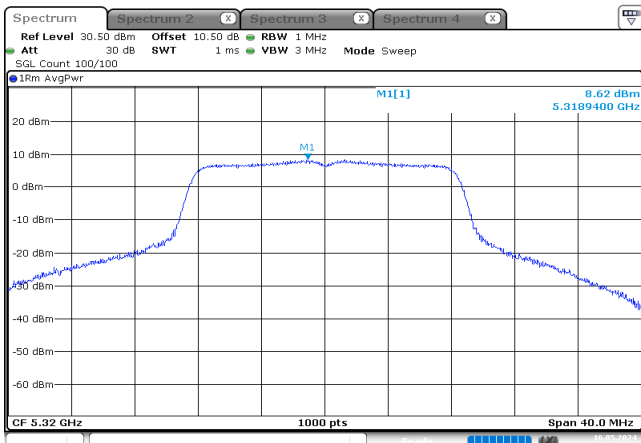
ProjectNo.:2402S71526E-RF Tester:Jojo Zhou  
Date: 16.MAY.2024 16:40:59

a\_5280MHz\_Chain 1



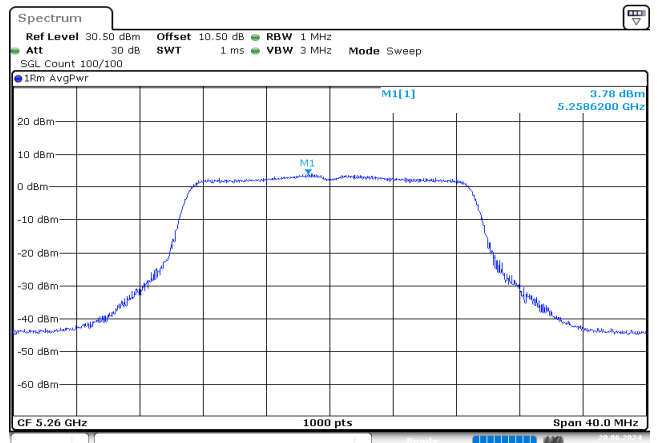
ProjectNo.:2402S71526E-RF Tester:Jojo Zhou  
Date: 16.MAY.2024 16:43:03

a\_5320MHz\_Chain 1



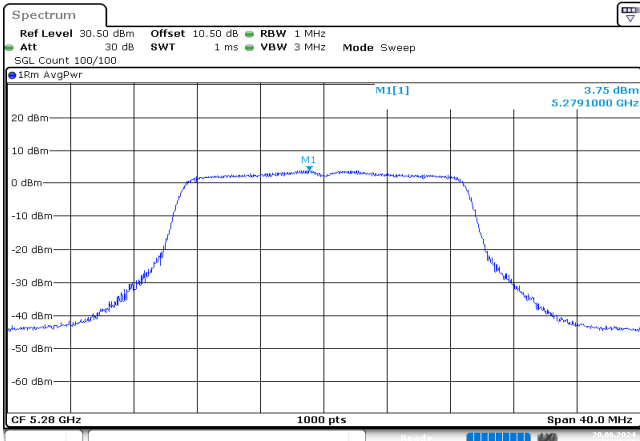
ProjectNo.:2402S71526E-RF Tester:Jojo Zhou  
Date: 16.MAY.2024 16:43:25

n20\_5260MHz\_Chain 1



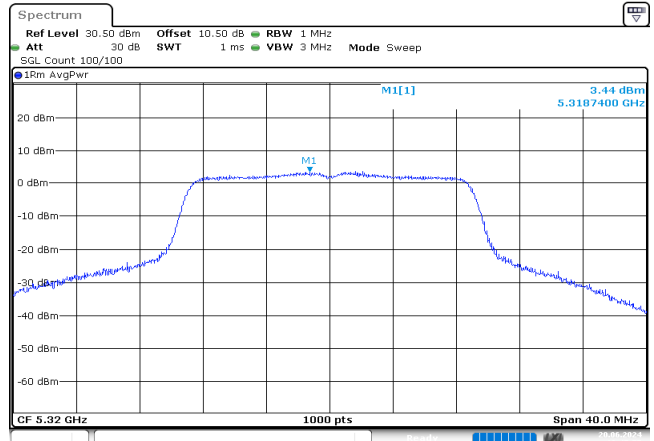
ProjectNo.:2402S71526E-RF Tester:Jojo Zhou  
Date: 20.JUN.2024 10:45:05

n20\_5280MHz\_Chain 1



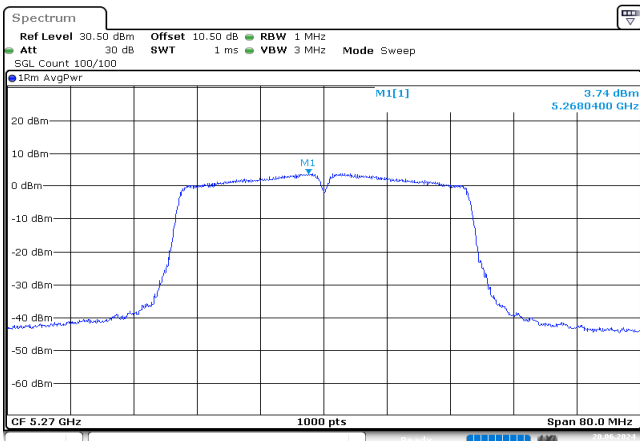
ProjectNo.:2402S71526E-RF Tester:Jojo Zhou  
Date: 20.JUN.2024 10:45:32

n20\_5320MHz\_Chain 1



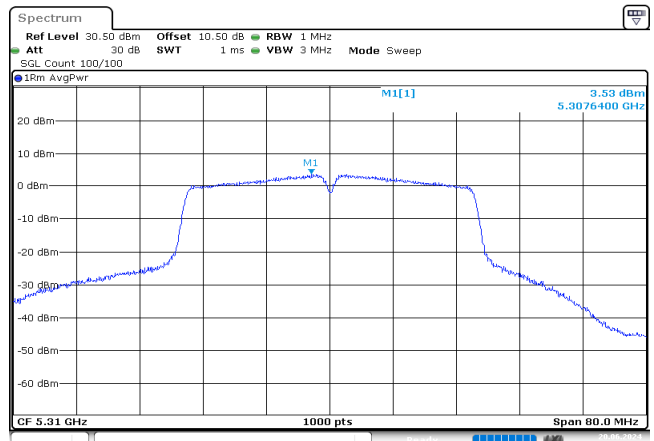
ProjectNo.:2402S71526E-RF Tester:Jojo Zhou  
Date: 20.JUN.2024 10:45:55

n40\_5270MHz\_Chain 1



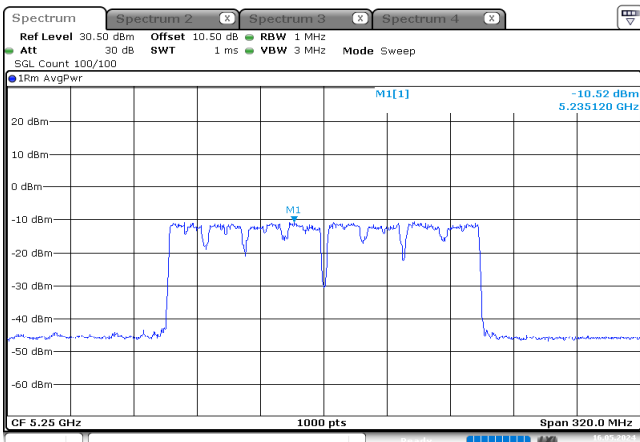
ProjectNo.:2402S71526E-RF Tester:Jojo Zhou  
Date: 20.JUN.2024 10:55:42

n40\_5310MHz\_Chain 1



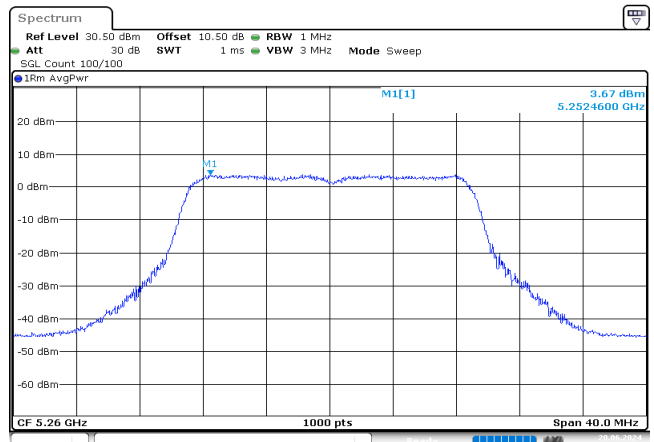
ProjectNo.:2402S71526E-RF Tester:Jojo Zhou  
Date: 20.JUN.2024 10:56:12

ac160\_5250MHz\_Chain 1



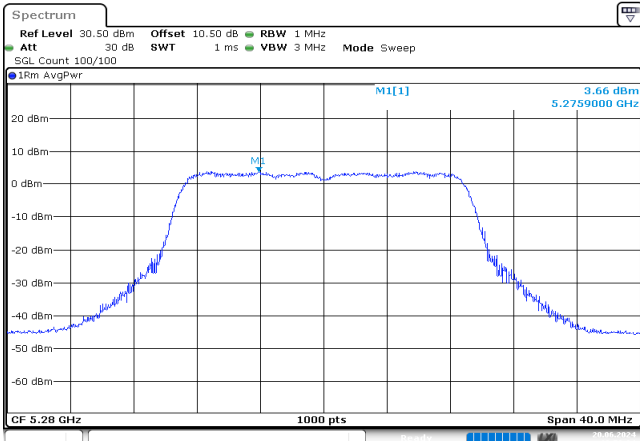
ProjectNo.:2402S71526E-RF Tester:Jojo Zhou  
Date: 16.MAY.2024 19:25:44

ac20\_5260MHz\_Chain 1



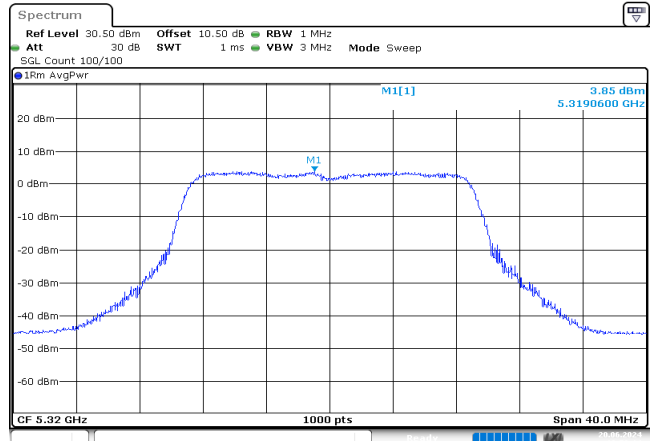
ProjectNo.:2402S71526E-RF Tester:Jojo Zhou  
Date: 20.JUN.2024 10:59:03

ac20\_5280MHz\_Chain 1



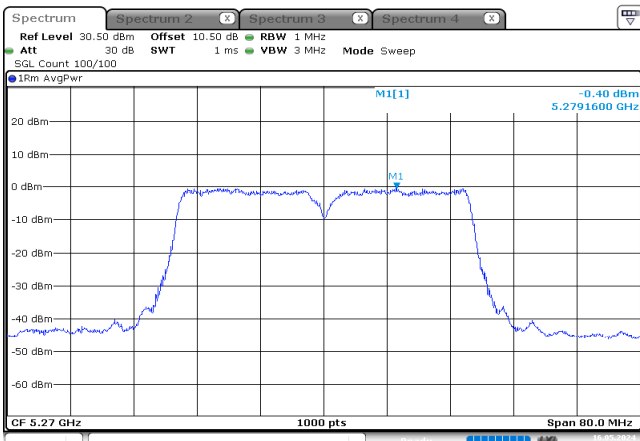
ProjectNo.:2402S71526E-RF Tester:Jojo Zhou  
Date: 20.JUN.2024 10:58:34

ac20\_5320MHz\_Chain 1



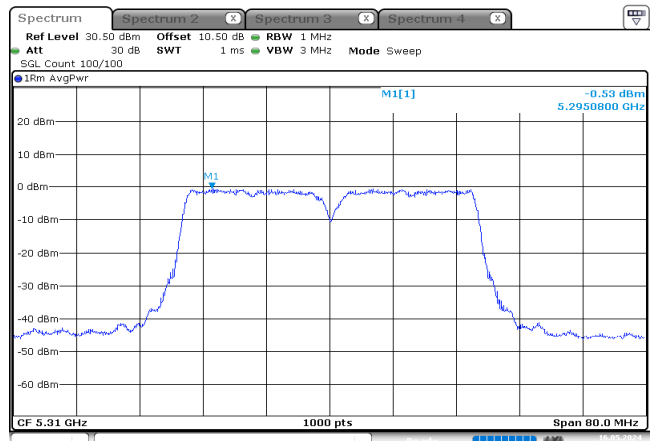
ProjectNo.:2402S71526E-RF Tester:Jojo Zhou  
Date: 20.JUN.2024 10:59:14

ac40\_5270MHz\_Chain 1



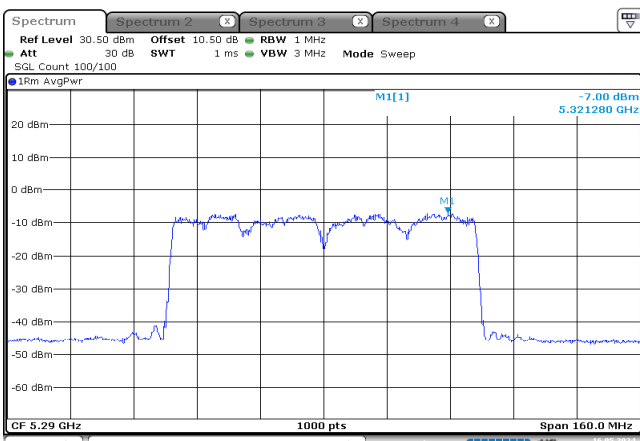
ProjectNo.:2402S71526E-RF Tester:Jojo Zhou  
Date: 16.MAY.2024 17:07:07

ac40\_5310MHz\_Chain 1



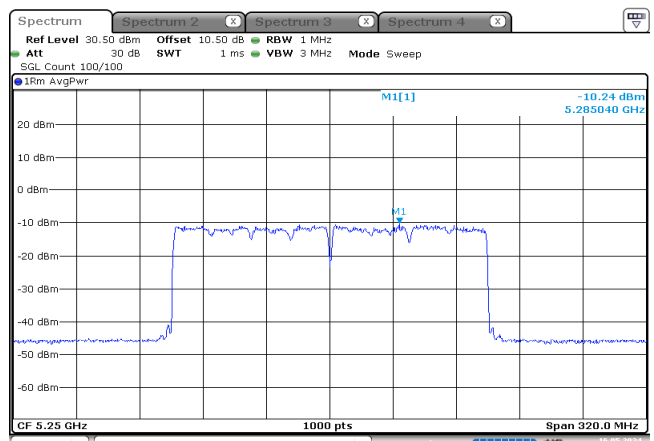
ProjectNo.:2402S71526E-RF Tester:Jojo Zhou  
Date: 16.MAY.2024 17:08:17

ac80\_5290MHz\_Chain 1



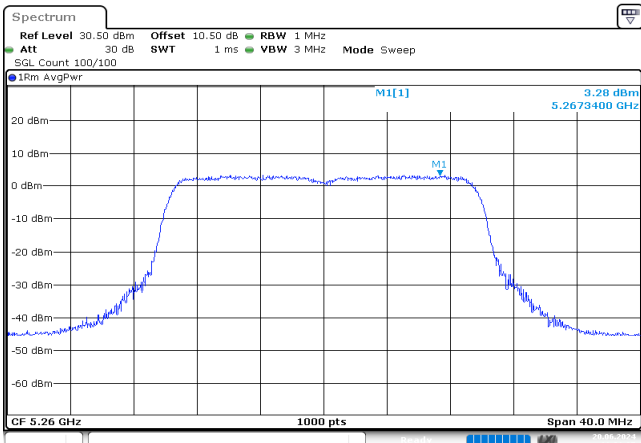
ProjectNo.:2402S71526E-RF Tester:Jojo Zhou  
Date: 16.MAY.2024 17:09:07

ax160\_5250MHz\_RU\_Full\_Chain 1



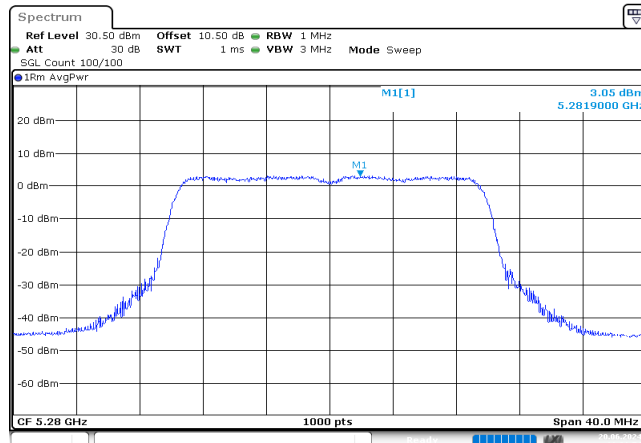
ProjectNo.:2402S71526E-RF Tester:Jojo Zhou  
Date: 16.MAY.2024 19:26:51

ax20\_5260MHz\_RU\_Full\_Chain 1



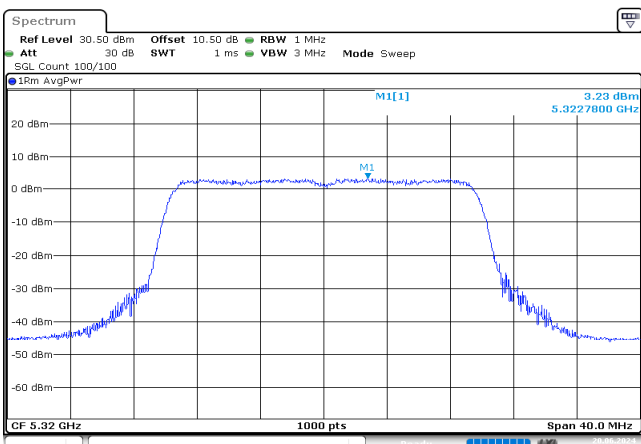
ProjectNo.:2402S71526E-RF Tester:Jojo Zhou  
Date: 20.JUN.2024 11:01:27

ax20\_5280MHz\_RU\_Full\_Chain 1



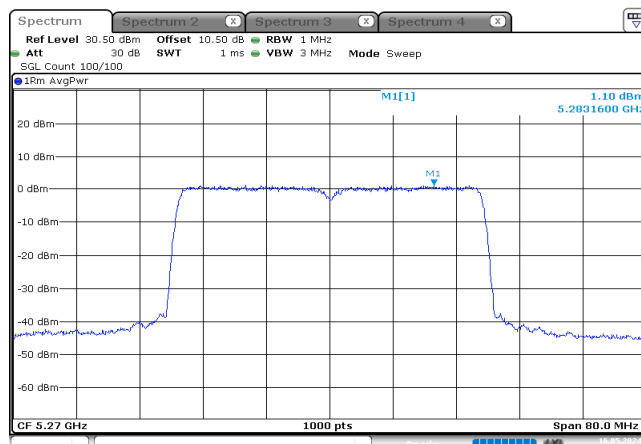
ProjectNo.:2402S71526E-RF Tester:Jojo Zhou  
Date: 20.JUN.2024 11:01:54

ax20\_5320MHz\_RU\_Full\_Chain 1



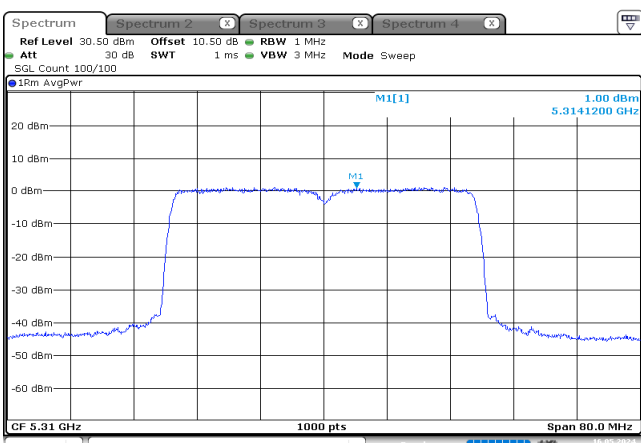
ProjectNo.:2402S71526E-RF Tester:Jojo Zhou  
Date: 20.JUN.2024 11:02:16

ax40\_5270MHz\_RU\_Full\_Chain 1



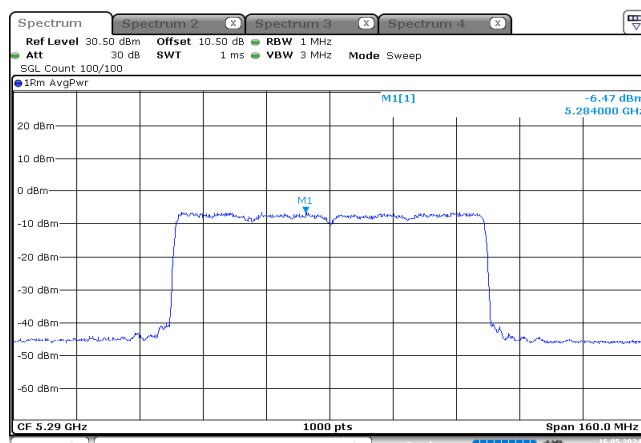
ProjectNo.:2402S71526E-RF Tester:Jojo Zhou  
Date: 16.MAY.2024 19:23:33

ax40\_5310MHz\_RU\_Full\_Chain 1



ProjectNo.:2402S71526E-RF Tester:Jojo Zhou  
Date: 16.MAY.2024 19:24:09

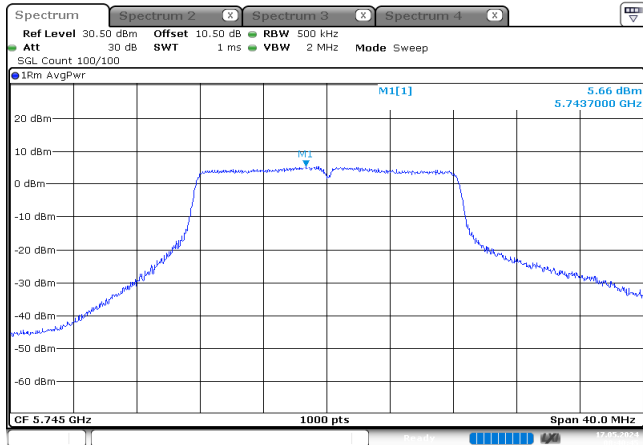
ax80\_5290MHz\_RU\_Full\_Chain 1 -



ProjectNo.:2402S71526E-RF Tester:Jojo Zhou  
Date: 16.MAY.2024 19:24:58

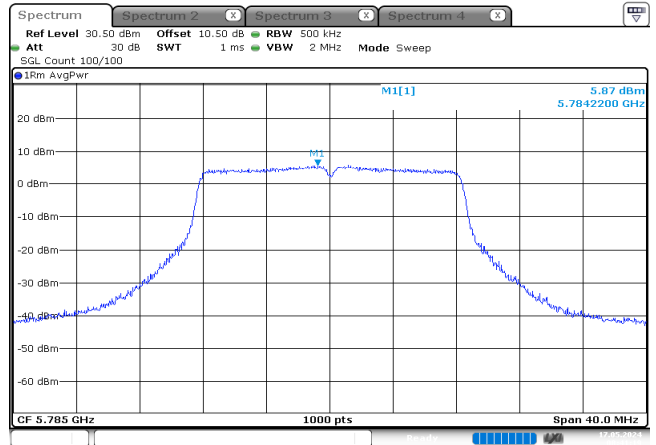
5725-5850 MHz

a\_5745MHz\_Chain 1



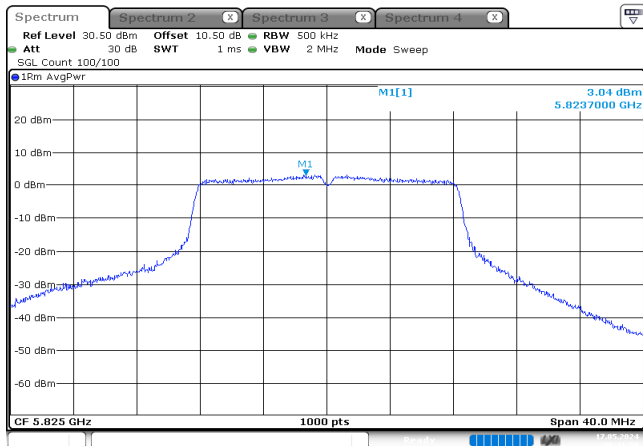
ProjectNo.:2402S71526E-RF Tester:Jojo Zhou  
Date: 17.MAY.2024 08:40:44

a\_5785MHz\_Chain 1



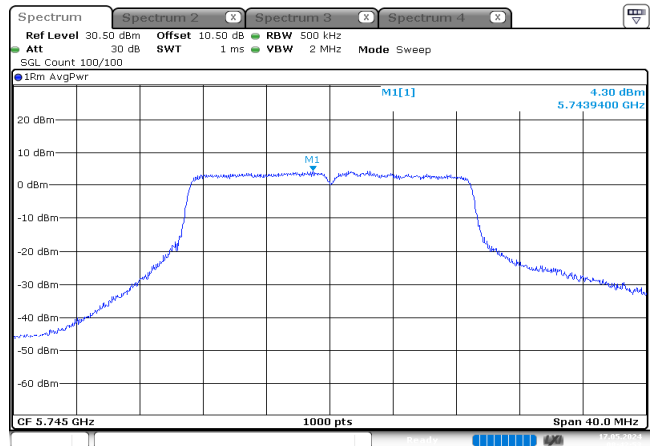
ProjectNo.:2402S71526E-RF Tester:Jojo Zhou  
Date: 17.MAY.2024 08:41:19

a\_5825MHz\_Chain 1



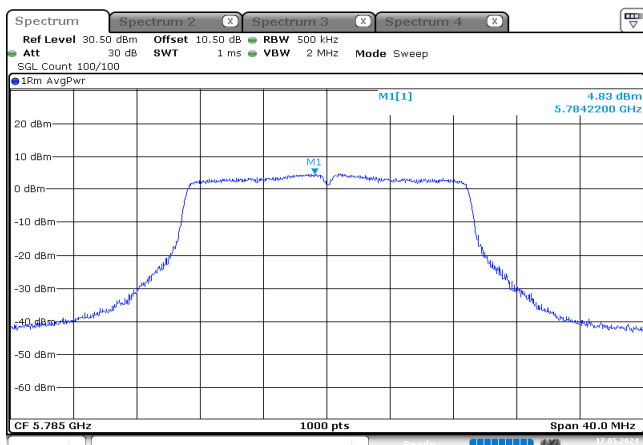
ProjectNo.:2402S71526E-RF Tester:Jojo Zhou  
Date: 17.MAY.2024 08:41:59

n20\_5745MHz\_Chain 1



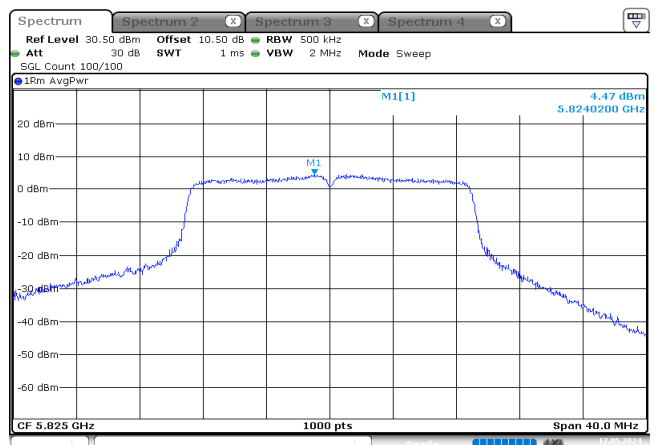
ProjectNo.:2402S71526E-RF Tester:Jojo Zhou  
Date: 17.MAY.2024 08:42:53

n20\_5785MHz\_Chain 1



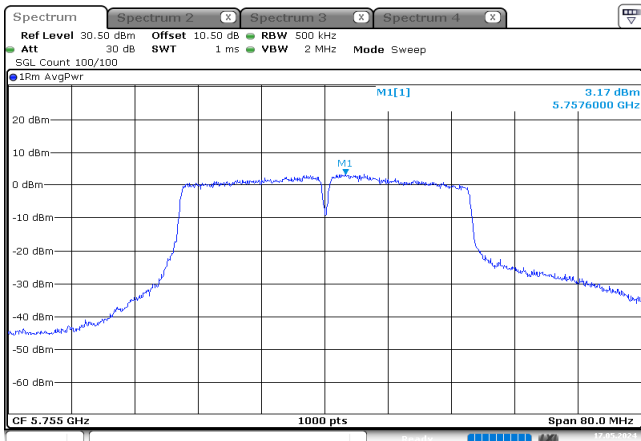
ProjectNo.:2402S71526E-RF Tester:Jojo Zhou  
Date: 17.MAY.2024 08:43:19

n20\_5825MHz\_Chain 1



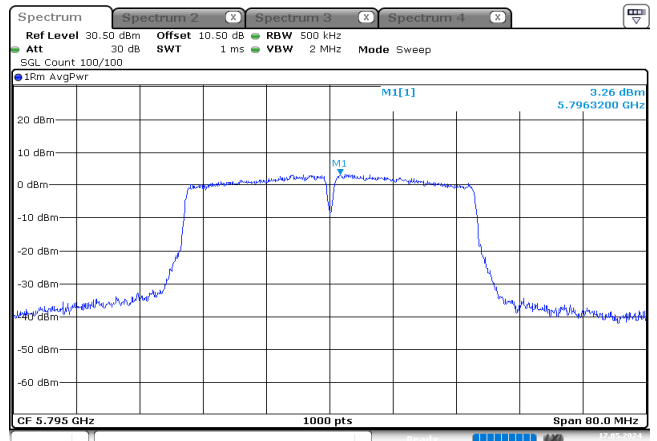
ProjectNo.:2402S71526E-RF Tester:Jojo Zhou  
Date: 17.MAY.2024 08:43:41

n40\_5755MHz\_Chain 1



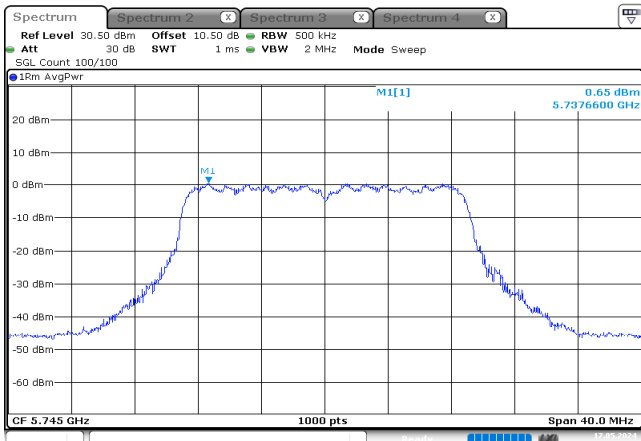
ProjectNo.:2402S71526E-RF Tester:Jojo Zhou  
Date: 17.MAY.2024 08:45:39

n40\_5795MHz\_Chain 1



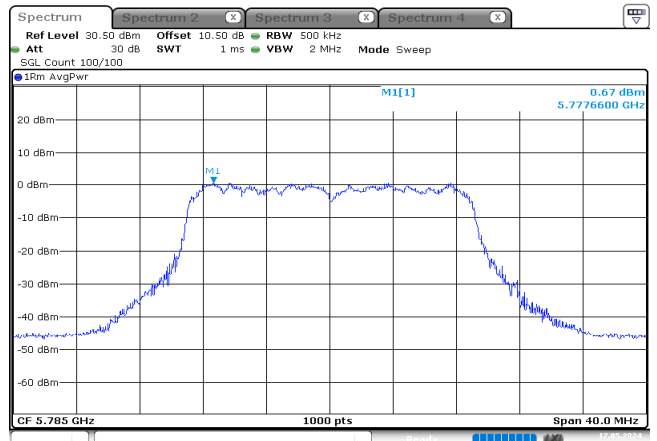
ProjectNo.:2402S71526E-RF Tester:Jojo Zhou  
Date: 17.MAY.2024 08:46:40

ac20\_5745MHz\_Chain 1



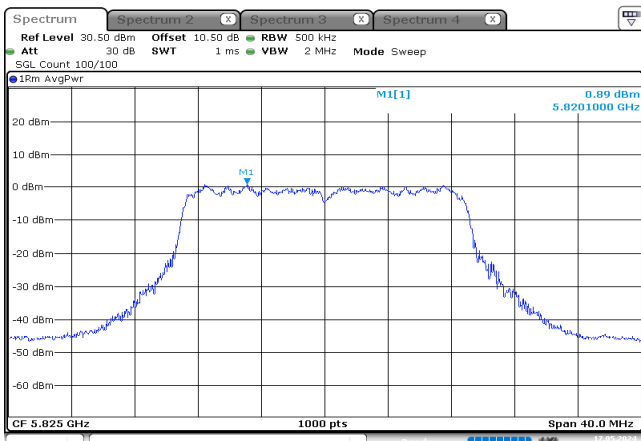
ProjectNo.:2402S71526E-RF Tester:Jojo Zhou  
Date: 17.MAY.2024 08:47:35

ac20\_5785MHz\_Chain 1



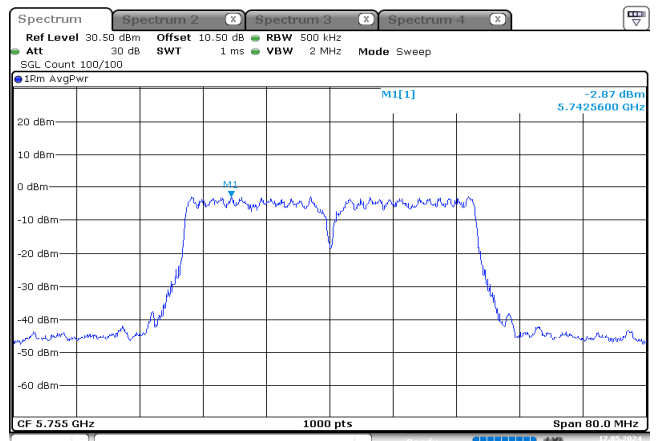
ProjectNo.:2402S71526E-RF Tester:Jojo Zhou  
Date: 17.MAY.2024 08:48:00

ac20\_5825MHz\_Chain 1



ProjectNo.:2402S71526E-RF Tester:Jojo Zhou  
Date: 17.MAY.2024 08:49:29

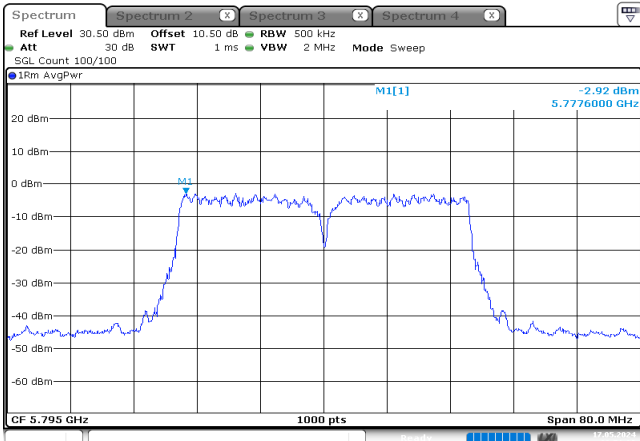
ac40\_5755MHz\_Chain 1



ProjectNo.:2402S71526E-RF Tester:Jojo Zhou  
Date: 17.MAY.2024 08:50:07

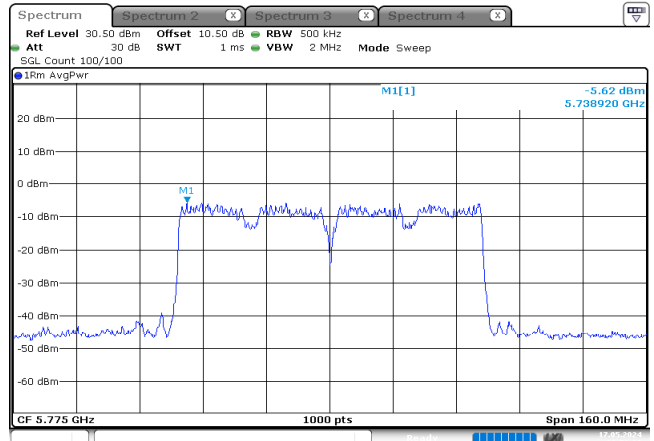


ac40\_5795MHz\_Chain 1



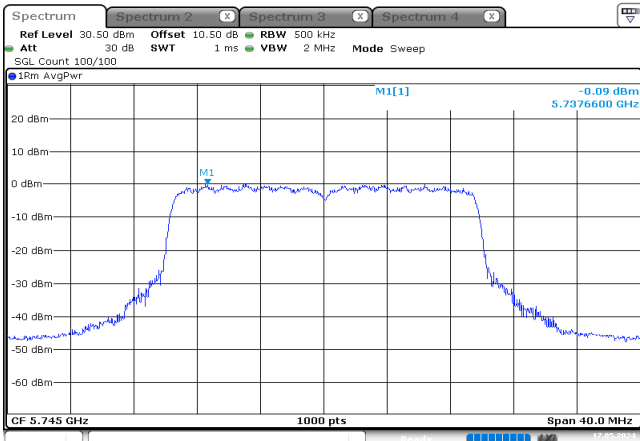
ProjectNo.:2402S71526E-RF Tester:Jojo Zhou  
Date: 17.MAY.2024 08:51:00

ac80\_5775MHz\_Chain 1



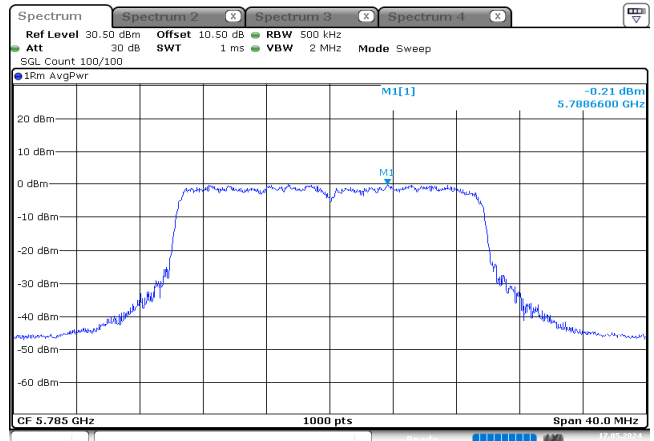
ProjectNo.:2402S71526E-RF Tester:Jojo Zhou  
Date: 17.MAY.2024 08:51:38

ax20\_5745MHz\_RU\_Full\_Chain 1



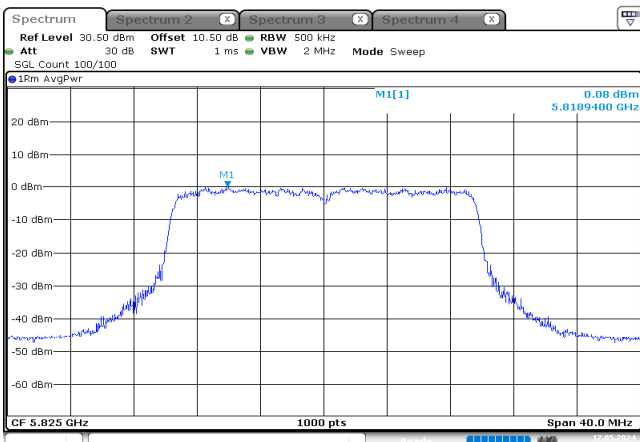
ProjectNo.:2402S71526E-RF Tester:Jojo Zhou  
Date: 17.MAY.2024 08:53:19

ax20\_5785MHz\_RU\_Full\_Chain 1



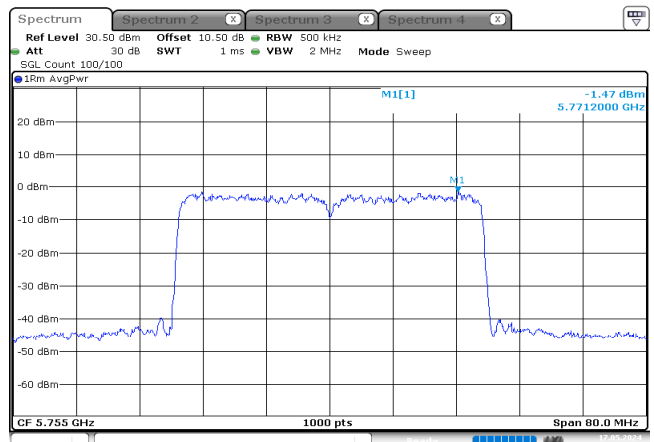
ProjectNo.:2402S71526E-RF Tester:Jojo Zhou  
Date: 17.MAY.2024 08:53:40

ax20\_5825MHz\_RU\_Full\_Chain 1



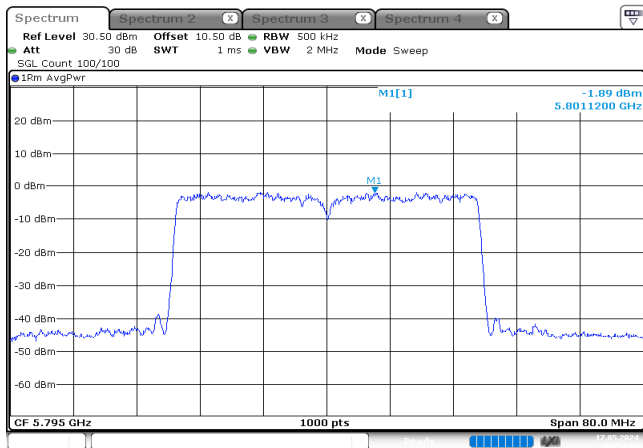
ProjectNo.:2402S71526E-RF Tester:Jojo Zhou  
Date: 17.MAY.2024 08:54:00

ax40\_5755MHz\_RU\_Full\_Chain 1



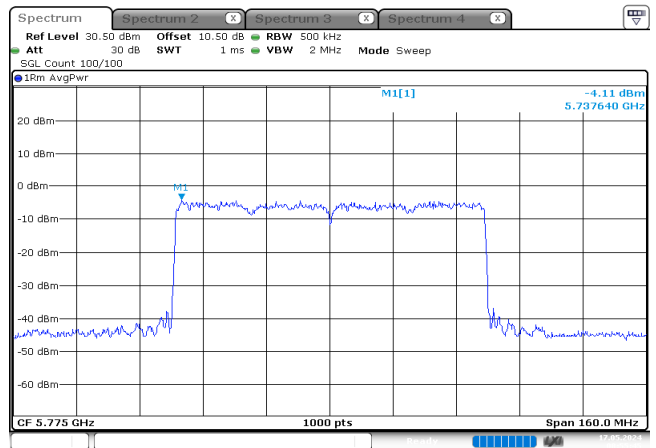
ProjectNo.:2402S71526E-RF Tester:Jojo Zhou  
Date: 17.MAY.2024 08:54:34

ax40\_5795MHz\_RU\_Full\_Chain 1



ProjectNo.:2402S71526E-RF Tester:Jojo Zhou  
Date: 17.MAY.2024 08:54:56

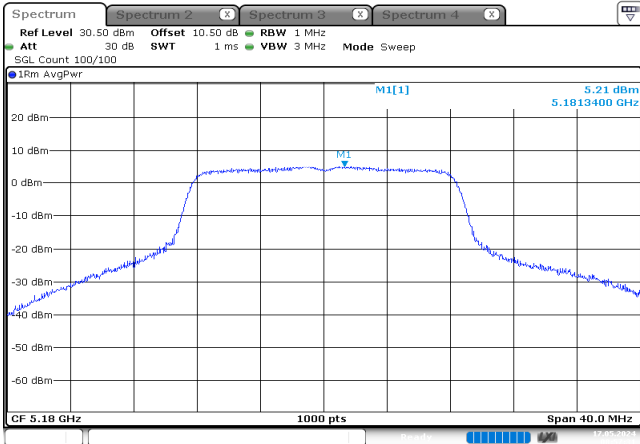
ax80\_5775MHz\_RU\_Full\_Chain 1



ProjectNo.:2402S71526E-RF Tester:Jojo Zhou  
Date: 17.MAY.2024 08:55:44

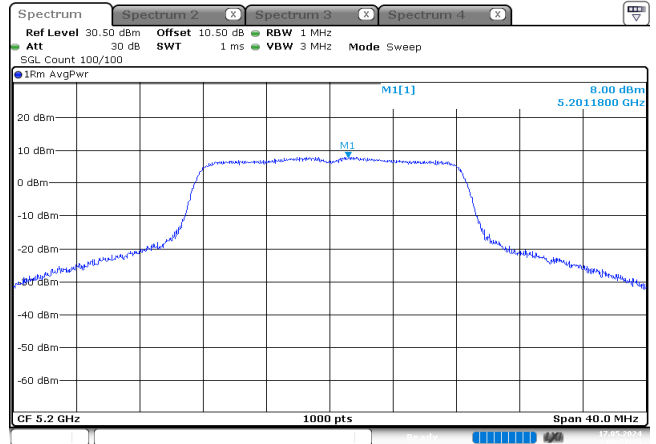
Chain 2  
5150-5250 MHz

a\_5180MHz\_Chain 2



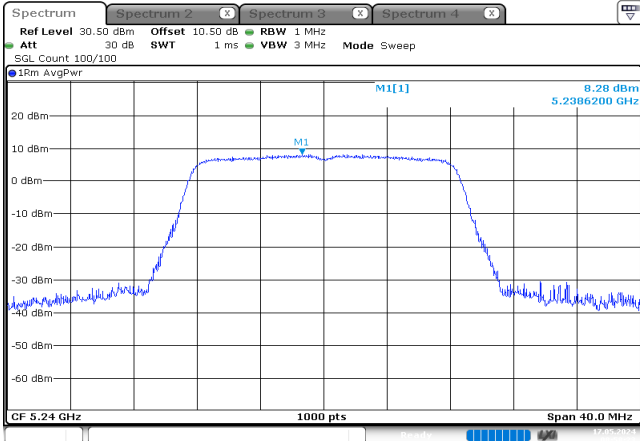
ProjectNo.:2402S71526E-RF Tester:Jojo Zhou  
Date: 17.MAY.2024 08:57:31

a\_5200MHz\_Chain 2



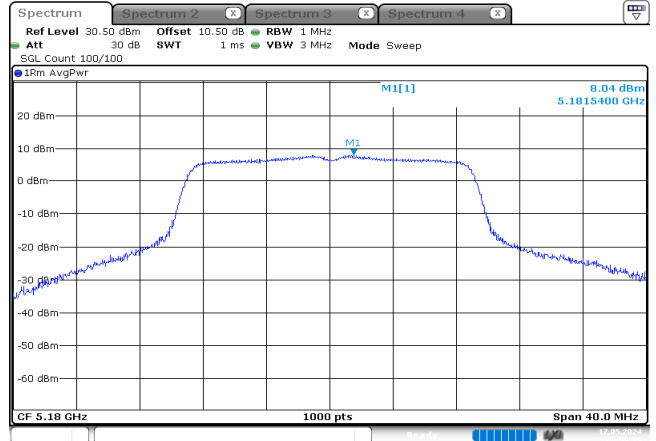
ProjectNo.:2402S71526E-RF Tester:Jojo Zhou  
Date: 17.MAY.2024 08:57:55

a\_5240MHz\_Chain 2



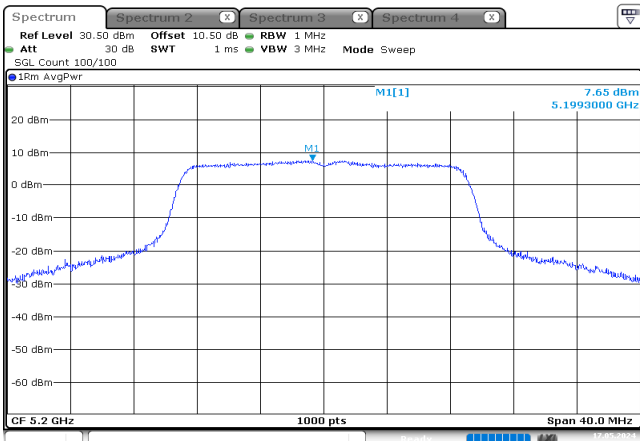
ProjectNo.:2402S71526E-RF Tester:Jojo Zhou  
Date: 17.MAY.2024 08:58:23

n20\_5180MHz\_Chain 2



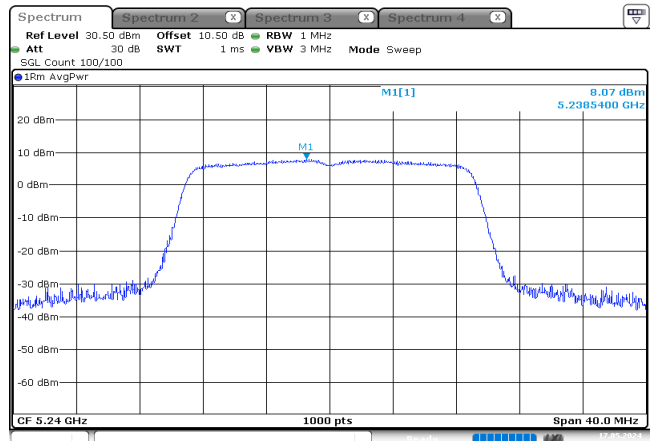
ProjectNo.:2402S71526E-RF Tester:Jojo Zhou  
Date: 17.MAY.2024 08:59:35

n20\_5200MHz\_Chain 2



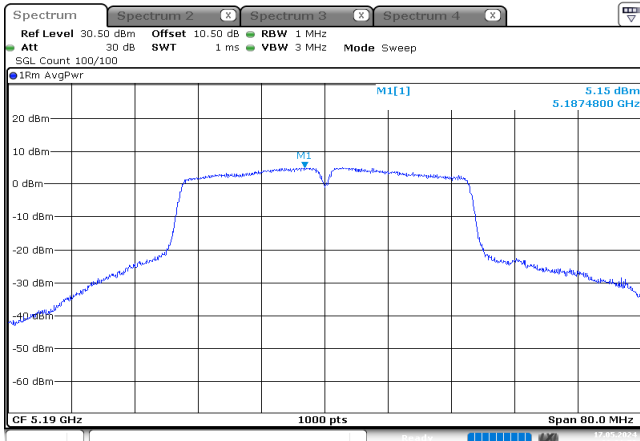
ProjectNo.:2402S71526E-RF Tester:Jojo Zhou  
Date: 17.MAY.2024 09:00:57

n20\_5240MHz\_Chain 2



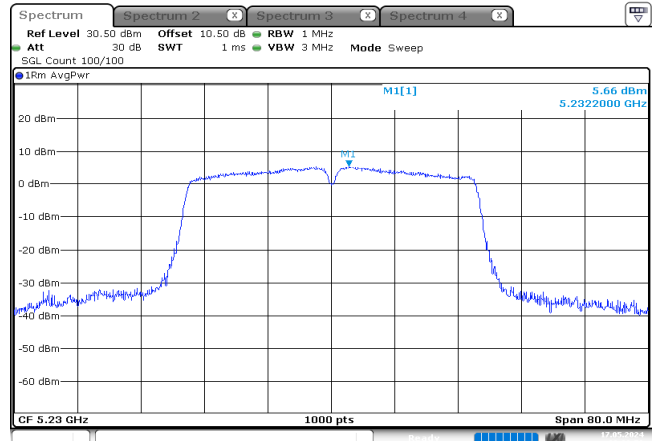
ProjectNo.:2402S71526E-RF Tester:Jojo Zhou  
Date: 17.MAY.2024 09:01:20

n40\_5190MHz\_Chain 2



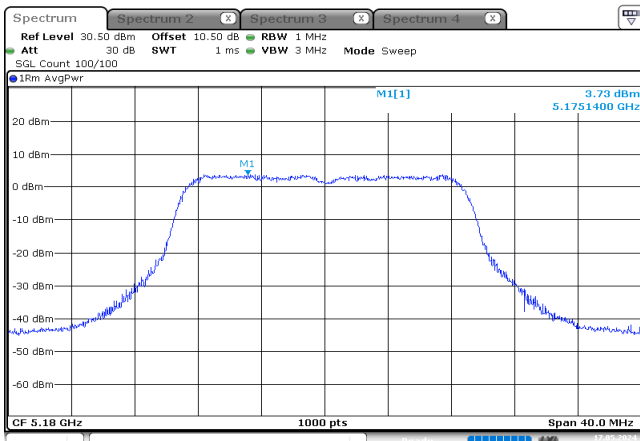
ProjectNo.:2402S71526E-RF Tester:Jojo Zhou  
Date: 17.MAY.2024 09:01:50

n40\_5230MHz\_Chain 2



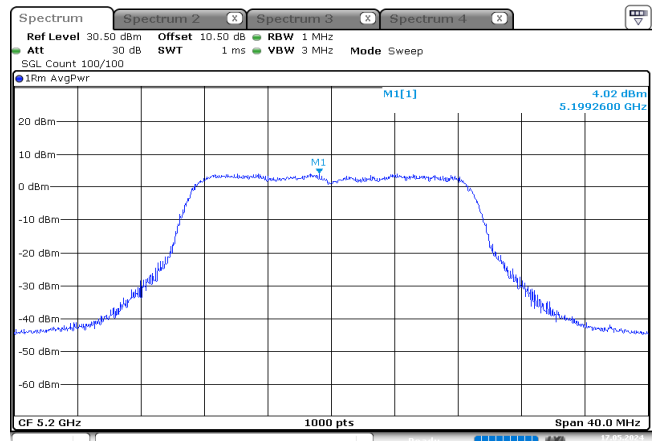
ProjectNo.:2402S71526E-RF Tester:Jojo Zhou  
Date: 17.MAY.2024 09:03:53

ac20\_5180MHz\_Chain 2



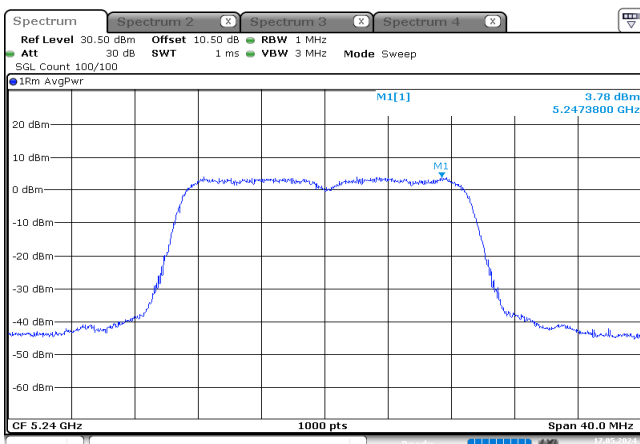
ProjectNo.:2402S71526E-RF Tester:Jojo Zhou  
Date: 17.MAY.2024 09:04:36

ac20\_5200MHz\_Chain 2



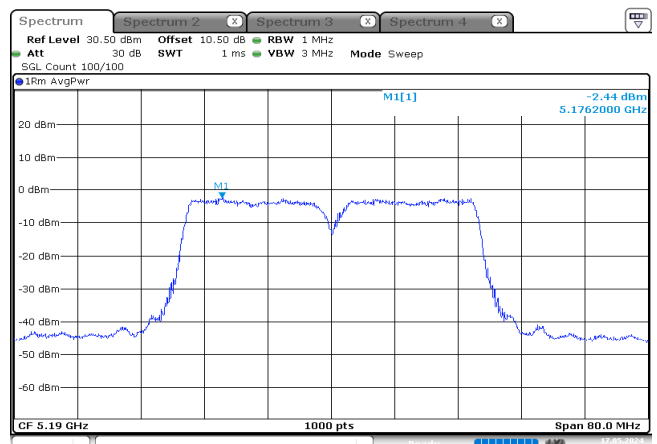
ProjectNo.:2402S71526E-RF Tester:Jojo Zhou  
Date: 17.MAY.2024 09:05:10

ac20\_5240MHz\_Chain 2



ProjectNo.:2402S71526E-RF Tester:Jojo Zhou  
Date: 17.MAY.2024 09:05:31

ac40\_5190MHz\_Chain 2



ProjectNo.:2402S71526E-RF Tester:Jojo Zhou  
Date: 17.MAY.2024 09:06:15