

## Measurement of Antenna for RX12L Pro Project

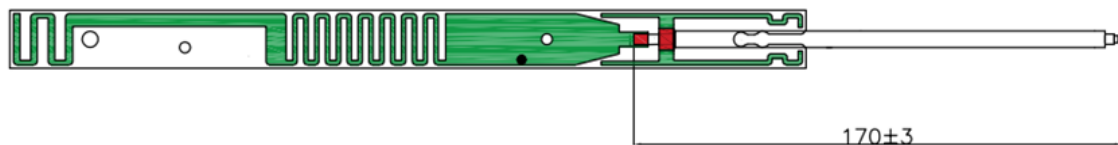
Manufacture: SHENZHEN TENDA TECHNOLOGY CO., LTD.

Add: 6-8 Floor, Tower E3, No. 1001, Zhongshanyuan Road, Nanshan

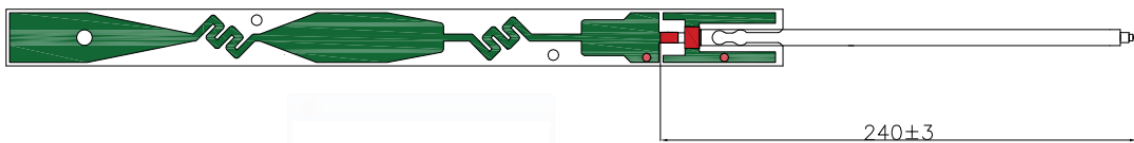
District, Shenzhen, China. 518052

Model: RX12L Pro Antenna

### 1. Antenna Appearance:



2.4GHz



5GHz

### 2. Electrical performance test results at normal temperature

**a) 2. 4G Antenna**

No	Test Item	Unit	Demand Performance	Test Result		Judgement
1	Frequency Range	MHz	2400-2483	2400-2483		OK
2	Gain	dBi	4.20	2400	4.20	OK
				2450	3.97	OK
				2483	4.13	OK
4	Return loss	dB	$\leq -10$	2400	-23	OK
				2450	-20	OK
				2483	-15	OK

**B) 5G Antenna**

No	Test Item	Unit	Demand Performance	Test Result		Judgement
1	Frequency Range	MHz	5150-5850	5150-5850		OK
2	Gain	dBi	6.52	5150	6.14	OK
				5500	6.32	OK
				5850	6.41	OK
3	Return loss	dB	$\leq -10$	5150	-17	OK
				5500	-20	OK
				5850	-28	OK


## Directional diagram for 2.4GHz

EUT		
Remark		
Frequency	E Total. dB(dBi)	Efficiency( )
2400MHz	4.20	80%
2410MHz	4.20	81%
2420MHz	4.07	80%
2430MHz	4.13	82%
2440MHz	3.92	82%
2450MHz	3.97	81%
2460MHz	3.79	80%
2470MHz	3.97	80%
2480MHz	4.13	80%
3D Radiation patterns		
	<b>H PLANE</b>	<b>V PLANE</b>
2D Radiation patterns		

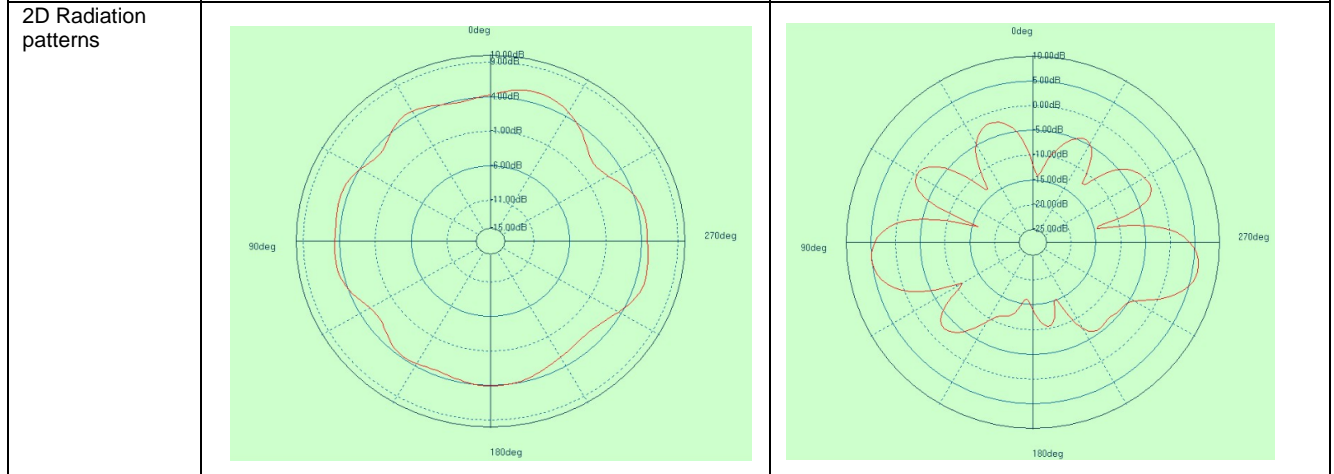
## Directional diagram for 5GHz

Frequency	E Total. dB(dBi)	Efficiency( )
5150MHz	6.14	69%
5200MHz	6.32	69%
5250MHz	6.37	70%
5300MHz	6.50	72%
5350MHz	6.52	72%
5400MHz	6.35	70%

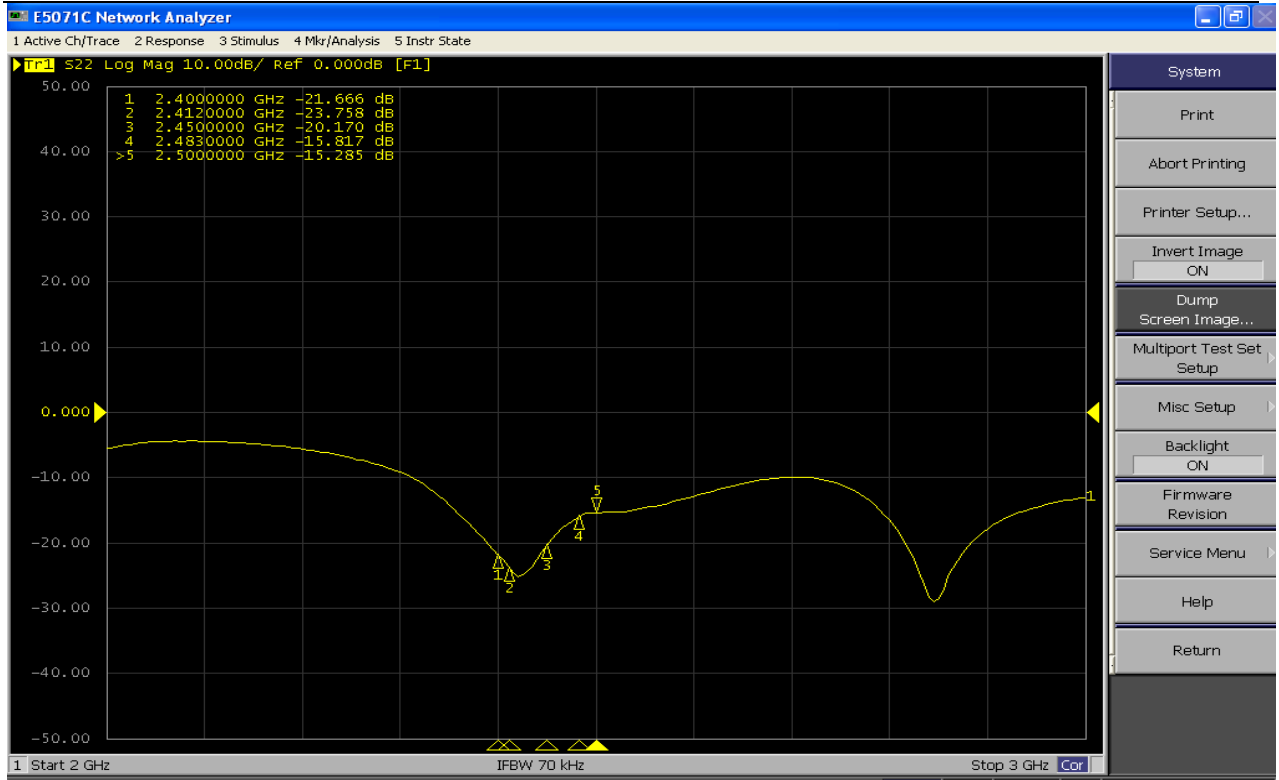
5450MHz	6.46	74%
5500MHz	6.32	71%
5550MHz	6.37	72%
5600MHz	6.12	70%
5650MHz	6.37	74%
5700MHz	6.28	74%
5750MHz	6.19	75%
5800MHz	6.17	72%
5850MHz	6.41	72%



**H PLANE** **V PLANE**



## 2. 4G Return loss test



### 5G Return loss test

