
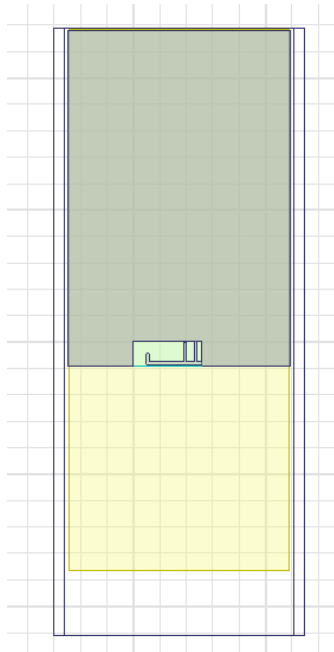


Measurement of Antenna for 06 Project

Manufacture: SHENZHEN TENDA TECHNOLOGY CO., LTD.



1. Antenna Appearance:

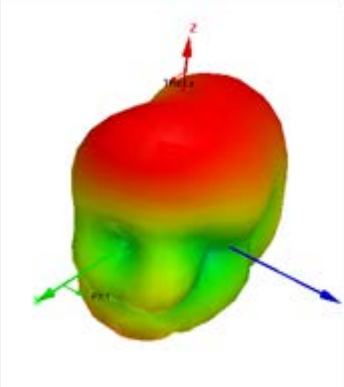


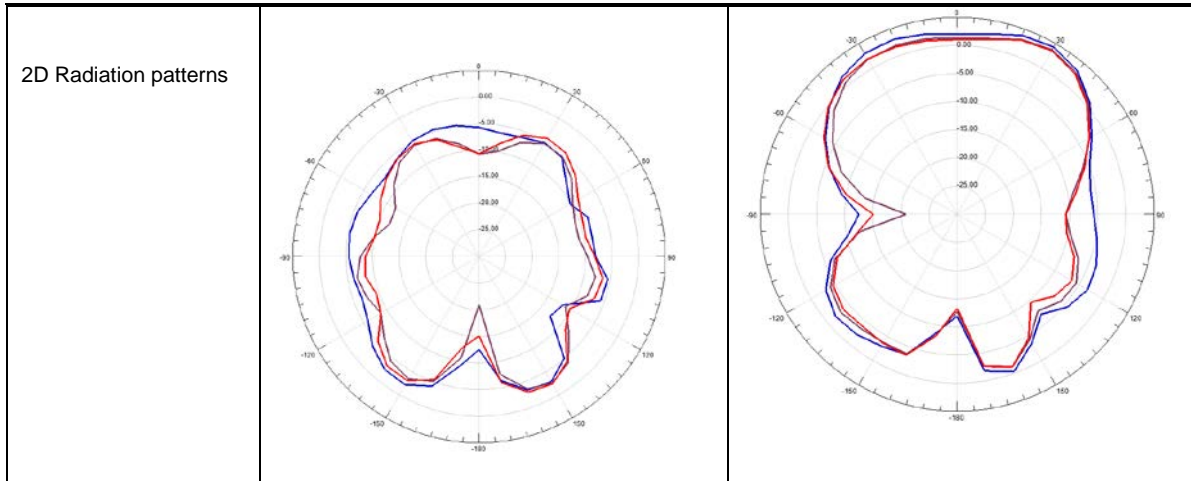
2. Electrical performance test results at normal temperature

a) 2. 4G Antenna

No	Test Item	Unit	Demand Performance	Test Result		Judgement
1	Frequency Range	MHz	2400-2483	2400-2483		OK
2	Gain	dBi	3	2400	3.58	OK
				2450	4.09	OK
				2483	4.5	OK
3	Return loss	dB	≤ -10	2400	-20.45	OK
				2450	-16.57	OK
				2483	-12.40	OK

Directional diagram for 2.4GHz

EUT		
Remark		
Frequency	E Total. dB(dB)	Efficiency()
2400MHz	3.56	48%
2410MHz	3.08	43%
2420MHz	3.07	42%
2430MHz	3.42	44%
2440MHz	3.80	47%
2450MHz	4.09	49%
2460MHz	4.31	54%
2470MHz	4.47	60%
2480MHz	4.50	66%
3D Radiation patterns		
	H PLANE	V PLANE



2. 4G Return loss test

