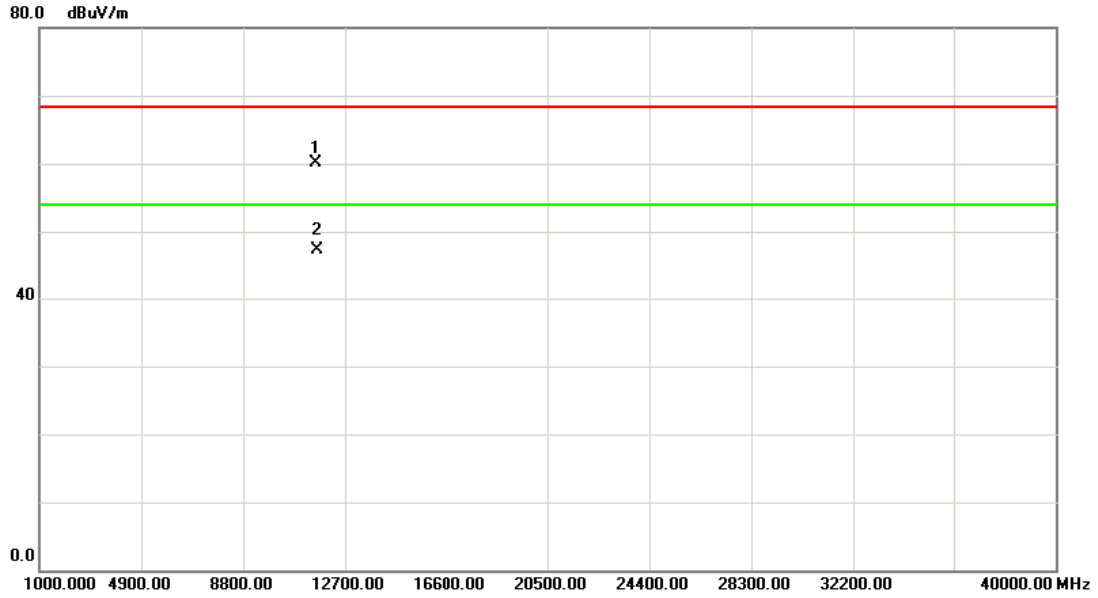


Orthogonal Axis :	X
Test Mode :	Band 4/TX N20 Mode 5785MHz

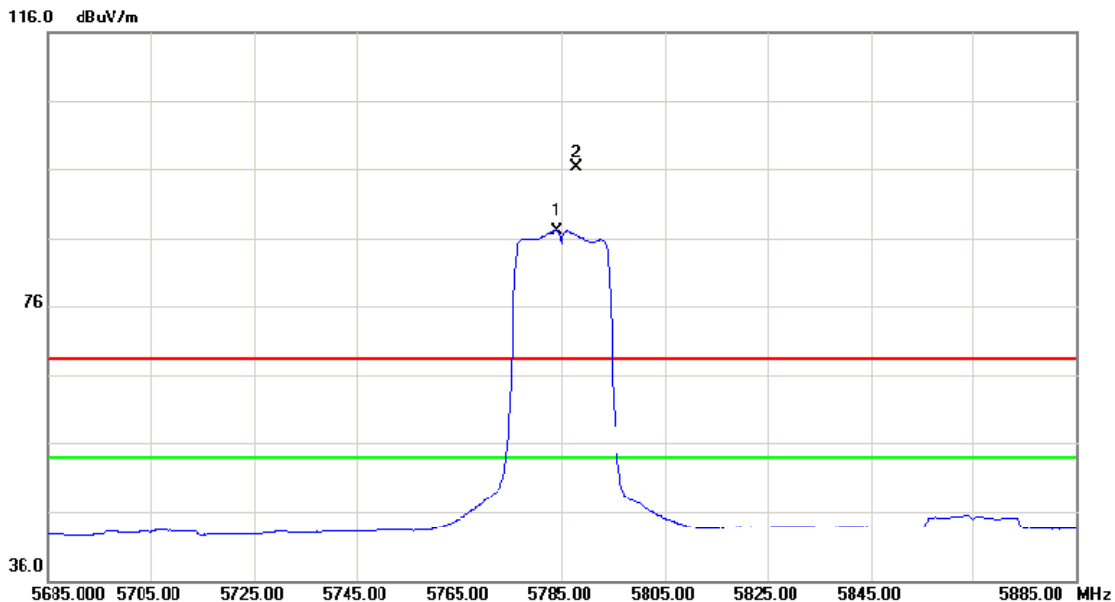
Vertical



No.	Mk.	Freq. MHz	Reading Level dBuV	Correct Factor dB	Measure- ment dBuV/m	Limit dBuV/m	Over dB	Detector	Comment
1		11570.70	43.70	16.44	60.14	68.30	-8.16	peak	
2	*	11570.70	30.85	16.44	47.29	54.00	-6.71	AVG	

Orthogonal Axis :	X
Test Mode :	Band 4/TX N20 Mode 5785MHz

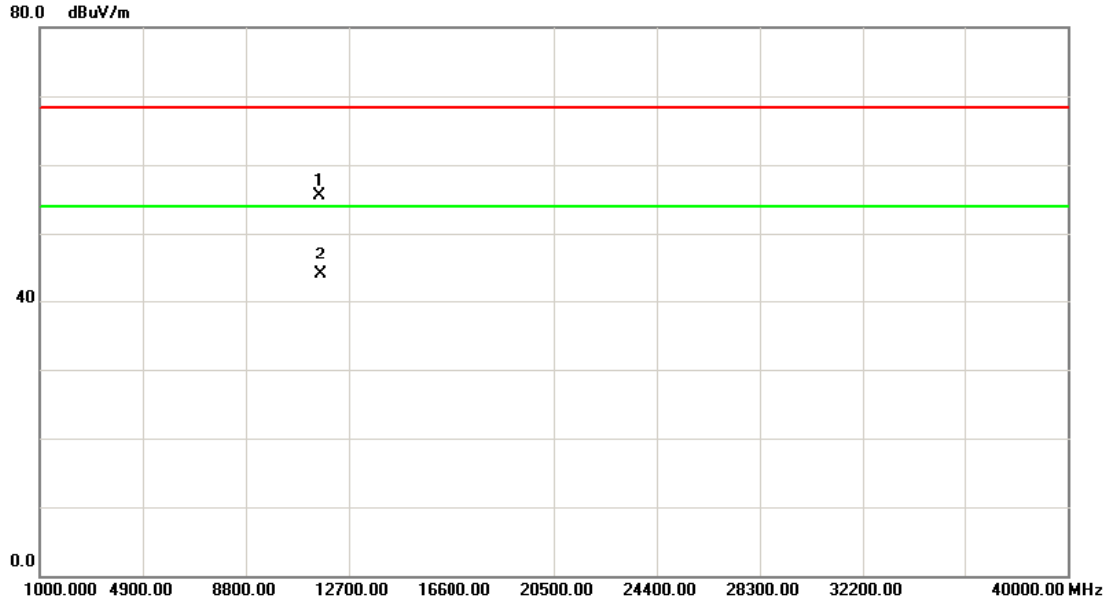
Horizontal



No.	Mk.	Freq. MHz	Reading Level dBuV	Correct Factor dB	Measure- ment dBuV/m	Limit dBuV/m	Over dB	Detector	Comment
1	*	5784.000	42.24	44.89	87.13	54.00	33.13	AVG	Fundamental frequency, no limit
2	X	5787.800	51.45	44.91	96.36	68.30	28.06	peak	Fundamental frequency, no limit

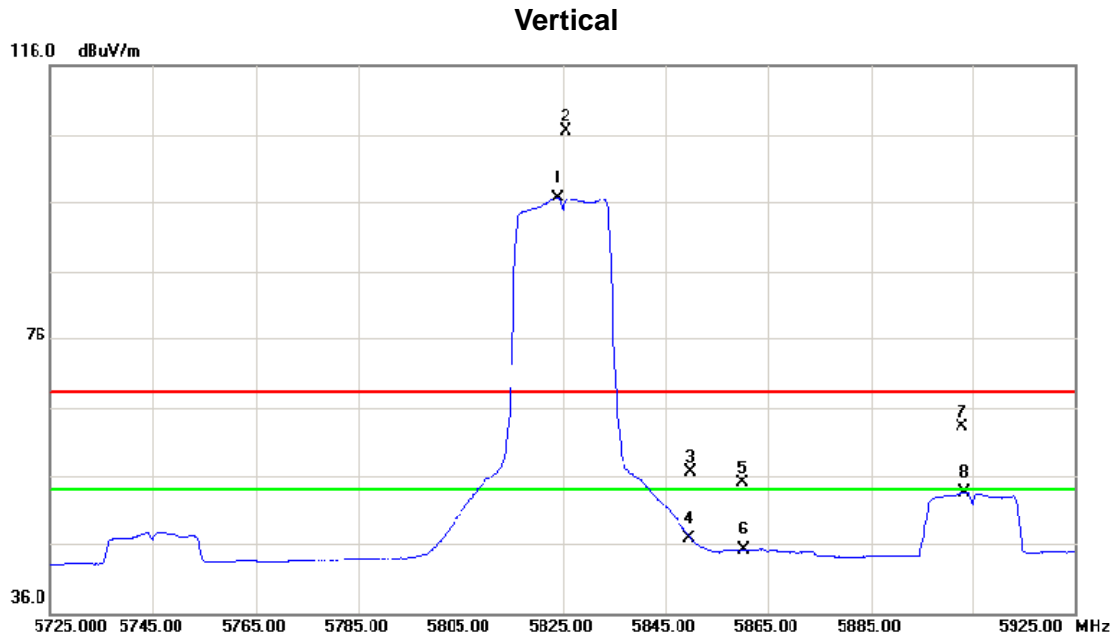
Orthogonal Axis :	X
Test Mode :	Band 4/TX N20 Mode 5785MHz

Horizontal



No.	Mk.	Freq. MHz	Reading Level dBuV	Correct Factor dB	Measure- ment dBuV/m	Limit dBuV/m	Over dB	Detector	Comment
1		11570.26	39.02	16.44	55.46	68.30	-12.84	peak	
2	*	11570.26	27.41	16.44	43.85	54.00	-10.15	AVG	

Orthogonal Axis :	X
Test Mode :	Band 4/TX N20 Mode 5825MHz

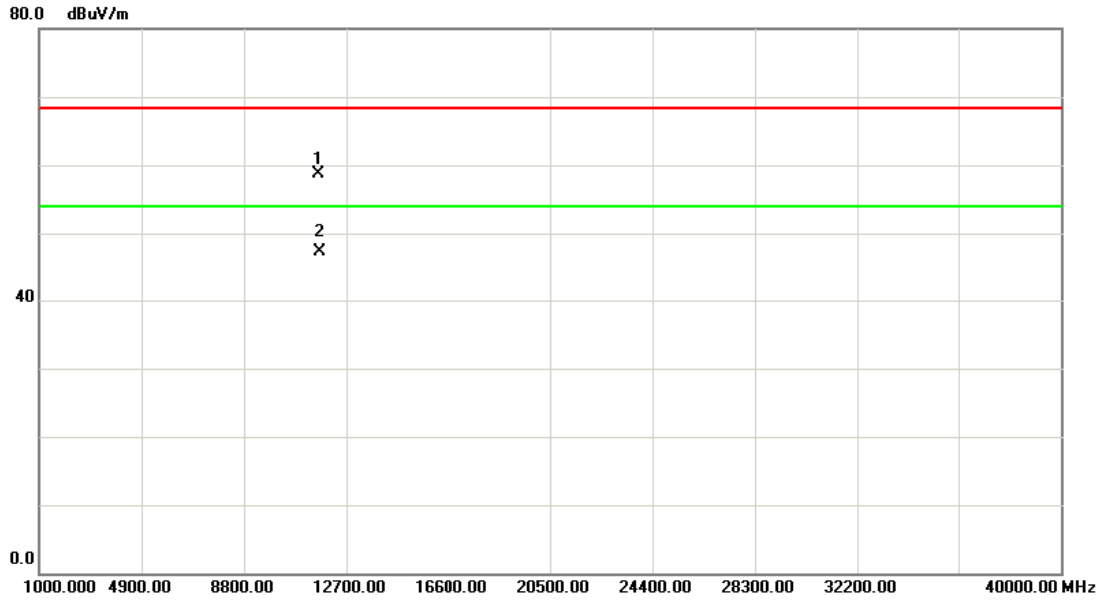


No.	Mk.	Freq. MHz	Reading Level dBuV	Correct Factor dB	Measure ment dBuV/m	Limit dBuV/m	Over dB	Detector	Comment
1	*	5824.000	51.59	45.10	96.69	54.00	42.69	AVG	Fundamental frequency, no limit
2	X	5825.600	61.41	45.10	106.51	68.30	38.21	peak	Fundamental frequency, no limit
3		5850.000	11.29	45.23	56.52	68.30	-11.78	peak	
4		5850.000	1.18	45.23	16.71	51.00	-7.29	AVG	
5		5860.000	9.58	45.27	54.85	68.30	-13.45	peak	
6		5860.000	-0.24	45.27	45.03	54.00	-8.97	AVG	
7		5903.000	17.59	45.50	63.09	68.30	-5.21	peak	
8		5903.600	8.05	45.51	53.56	54.00	-0.44	AVG	

Note:(1)The limit within 10 MHz of band edge frequency = -17dBm/MHz = 78.3 dBuV/m;
 (2)The limit beyond 10 MHz of band edge frequency = -27dBm/MHz = 68.3 dBuV/m

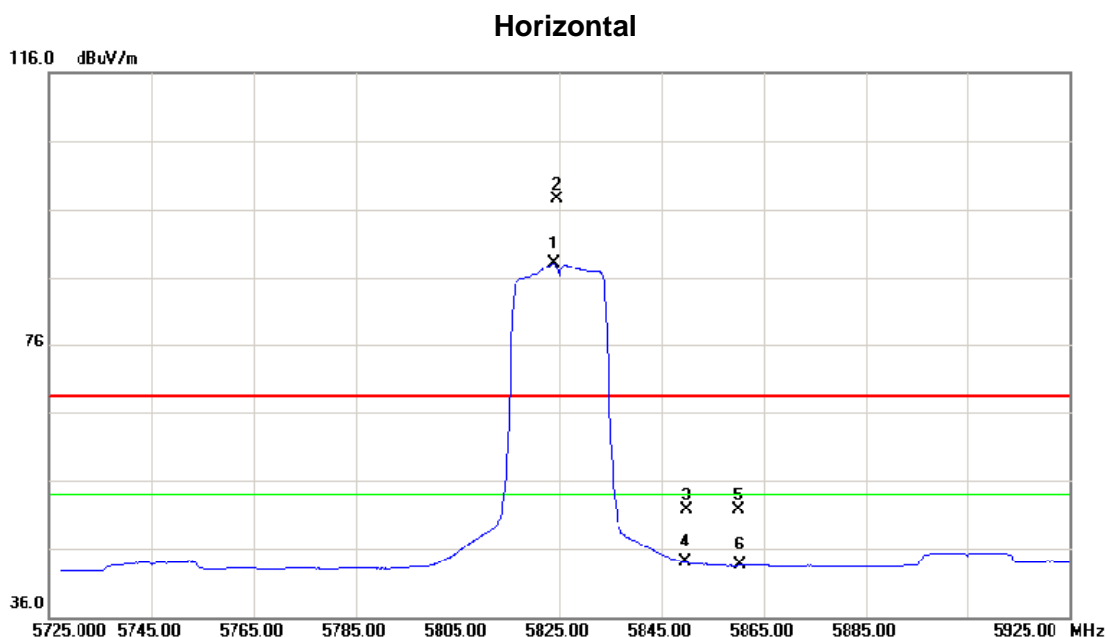
Orthogonal Axis :	X
Test Mode :	Band 4/TX N20 Mode 5825MHz

Vertical



No.	Mk.	Freq. MHz	Reading Level dBuV	Correct Factor dB	Measure- ment dBuV/m	Limit dBuV/m	Over dB	Detector	Comment
1		11650.13	42.29	16.40	58.69	68.30	-9.61	peak	
2	*	11650.13	30.86	16.40	47.26	54.00	-6.74	AVG	

Orthogonal Axis :	X
Test Mode :	Band 4/TX N20 Mode 5825MHz

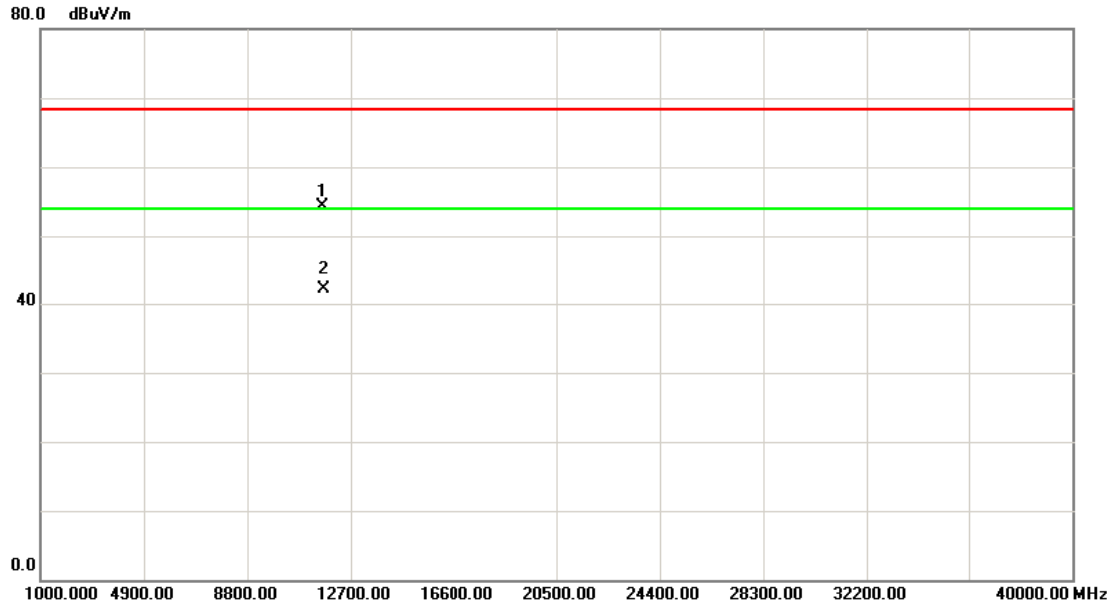


No.	Mk.	Freq. MHz	Reading Level dBuV	Correct Factor dB	Measure- ment dBuV/m	Limit dBuV/m	Over dB	Detector	Comment
1	*	5824.000	42.94	45.10	88.04	54.00	34.04	AVG	Fundamental frequency, no limit
2	X	5824.600	52.41	45.10	97.51	68.30	29.21	peak	Fundamental frequency, no limit
3		5850.000	6.57	45.23	51.80	68.30	-16.50	peak	
4		5850.000	-1.22	45.23	44.01	54.00	-9.99	AVG	
5		5860.000	6.41	45.27	51.68	68.30	-16.62	peak	
6		5860.000	-1.64	45.27	43.63	54.00	-10.37	AVG	

Note:(1)The limit within 10 MHz of band edge frequency = -17dBm/MHz = 78.3 dBuV/m;
 (2)The limit beyond 10 MHz of band edge frequency = -27dBm/MHz = 68.3 dBuV/m

Orthogonal Axis :	X
Test Mode :	Band 4/TX N20 Mode 5825MHz

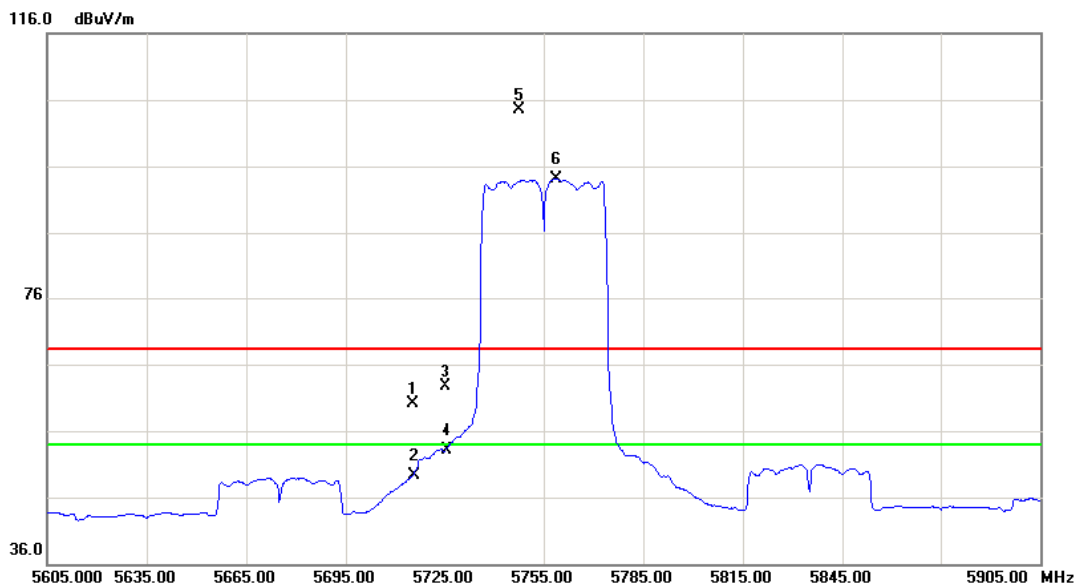
Horizontal



No.	Mk.	Freq. MHz	Reading Level dBuV	Correct Factor dB	Measure- ment dBuV/m	Limit dBuV/m	Over dB	Detector	Comment
1		11650.60	37.83	16.40	54.23	68.30	-14.07	peak	
2	*	11650.60	25.62	16.40	42.02	54.00	-11.98	AVG	

Orthogonal Axis :	X
Test Mode :	Band 4/TX N40 Mode 5755MHz

Vertical

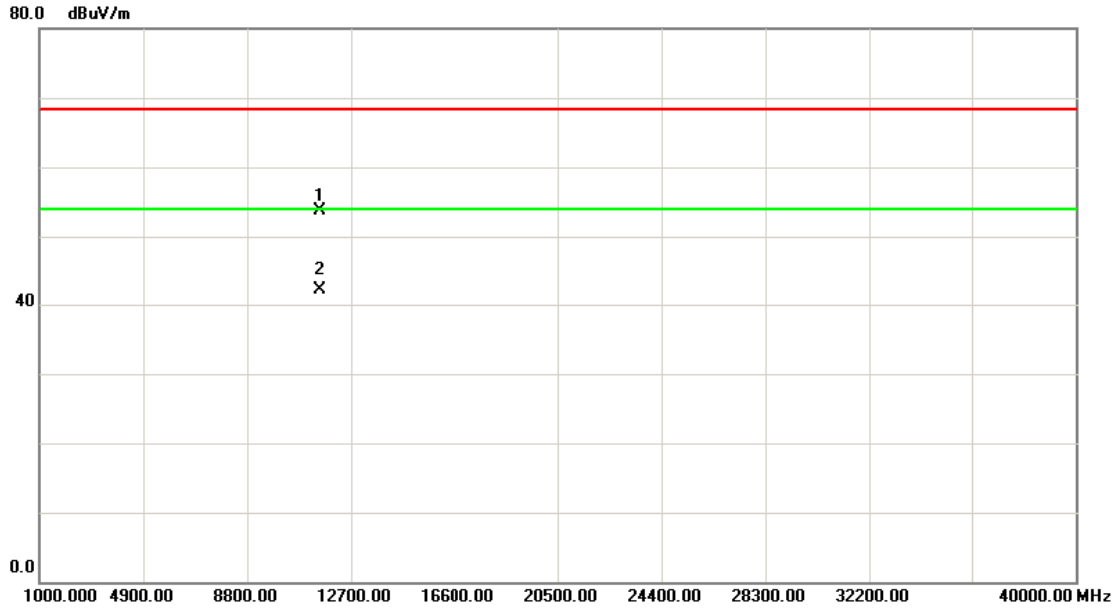


No.	Mk.	Freq. MHz	Reading Level dBuV	Correct Factor dB	Measure- ment dBuV/m	Limit dBuV/m	Over dB	Detector	Comment
1		5715.000	15.48	44.53	60.01	68.30	-8.29	peak	
2		5715.000	4.78	44.53	49.31	54.00	-4.69	AVG	
3		5725.000	18.09	44.58	62.67	68.30	-5.63	peak	
4		5725.000	8.48	44.58	53.06	54.00	-0.94	AVG	
5	X	5747.500	59.86	44.70	104.56	68.30	36.26	peak	Fundamental frequency, no limit
6	*	5758.600	49.40	44.76	94.16	54.00	40.16	AVG	Fundamental frequency, no limit

Note:(1)The limit within 10 MHz of band edge frequency = -17dBm/MHz = 78.3 dBuV/m;
 (2)The limit beyond 10 MHz of band edge frequency = -27dBm/MHz = 68.3 dBuV/m

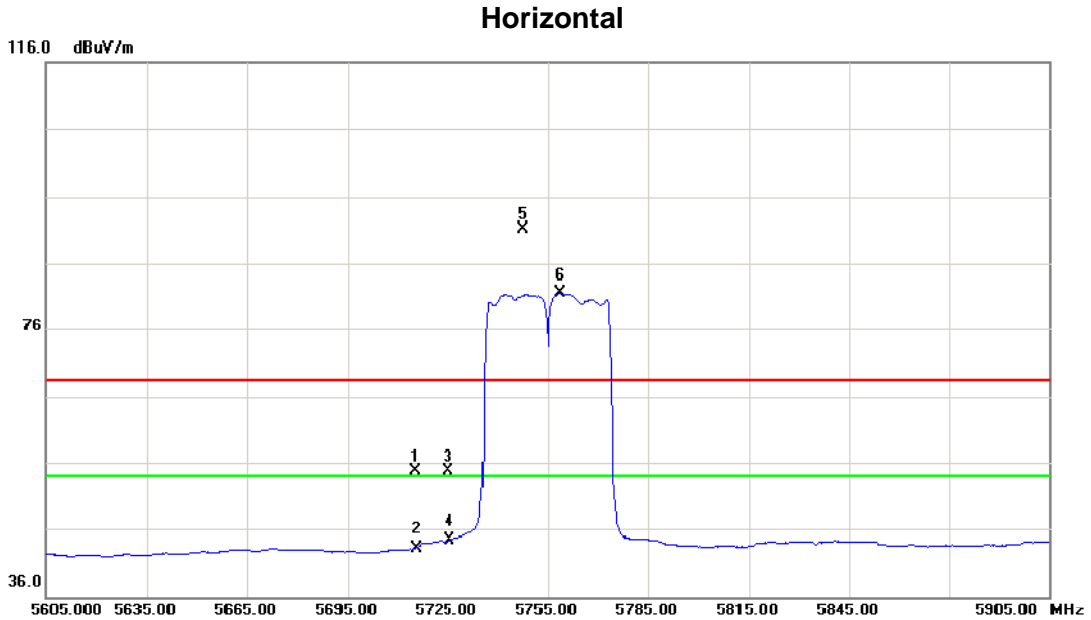
Orthogonal Axis :	X
Test Mode :	Band 4/TX N40 Mode 5755MHz

Vertical



No.	Mk.	Freq. MHz	Reading Level dBuV	Correct Factor dB	Measure- ment dBuV/m	Limit dBuV/m	Over dB	Detector	Comment
1		11510.45	37.30	16.49	53.79	68.30	-14.51	peak	
2	*	11510.45	25.66	16.49	42.15	54.00	-11.85	AVG	

Orthogonal Axis :	X
Test Mode :	Band 4/TX N40 Mode 5755MHz

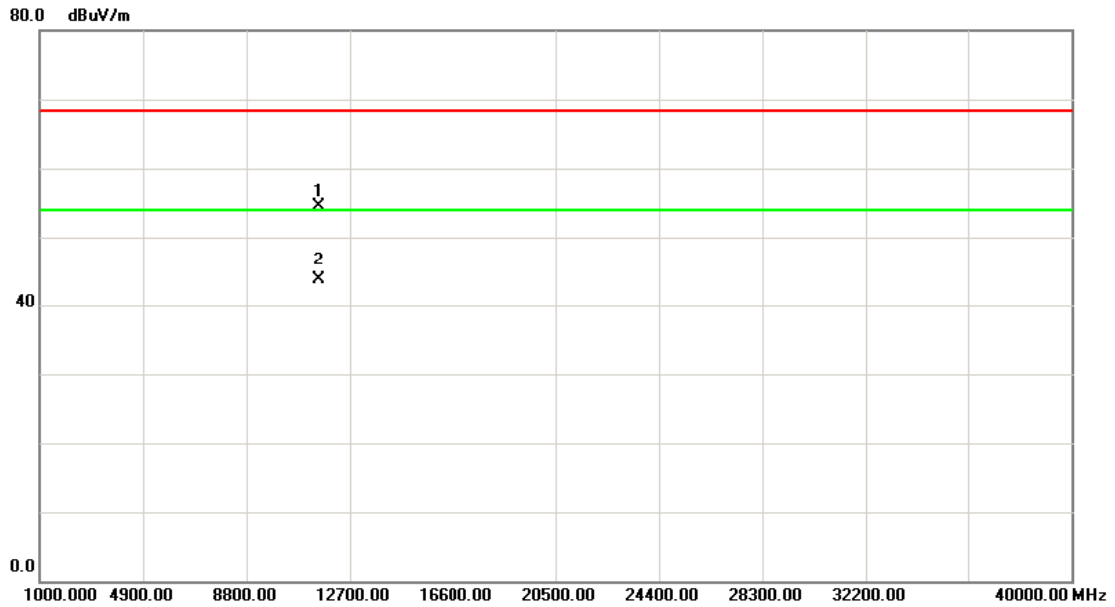


No.	Mk.	Freq. MHz	Reading Level dBuV	Correct Factor dB	Measure- ment dBuV/m	Limit dBuV/m	Over dB	Detector	Comment
1		5715.000	10.14	44.53	54.67	68.30	-13.63	peak	
2		5715.000	-1.37	44.53	43.16	54.00	-10.84	AVG	
3		5725.000	10.16	44.58	54.74	68.30	-13.56	peak	
4		5725.000	-0.32	44.58	44.26	54.00	-9.74	AVG	
5	X	5747.500	46.49	44.70	91.19	68.30	22.89	peak	Fundamental frequency, no limit
6	*	5758.600	36.53	44.76	81.29	54.00	27.29	AVG	Fundamental frequency, no limit

Note:(1)The limit within 10 MHz of band edge frequency = -17dBm/MHz = 78.3 dBuV/m;
 (2)The limit beyond 10 MHz of band edge frequency = -27dBm/MHz = 68.3 dBuV/m

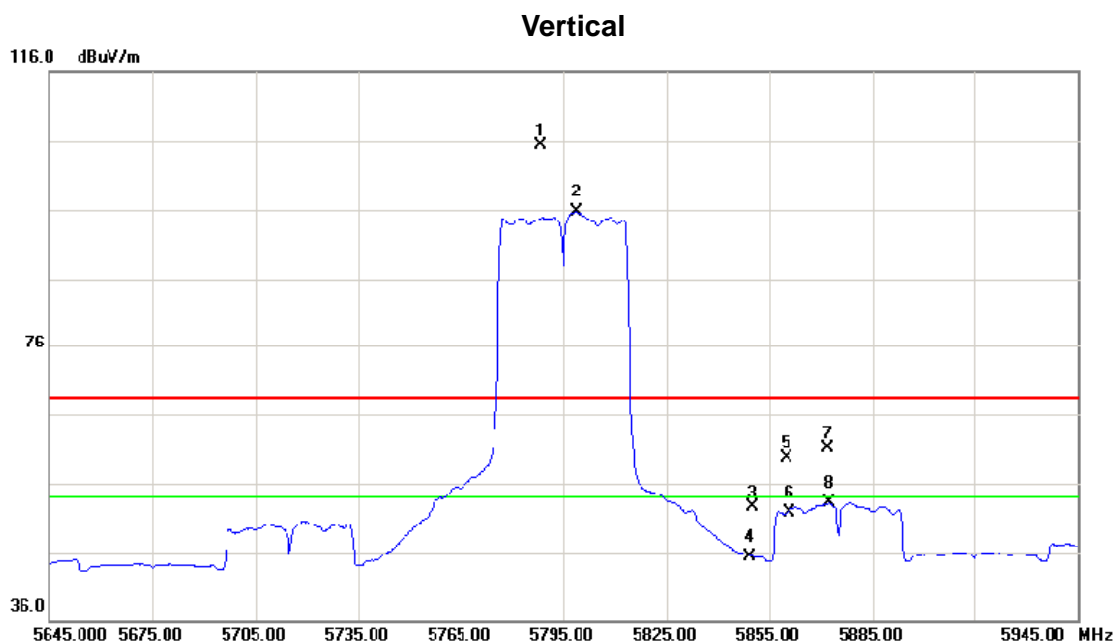
Orthogonal Axis :	X
Test Mode :	Band 4/TX N40 Mode 5755MHz

Horizontal



No.	Mk.	Freq. MHz	Reading Level dBuV	Correct Factor dB	Measure- ment dBuV/m	Limit dBuV/m	Over dB	Detector	Comment
1		11510.20	38.00	16.49	54.49	68.30	-13.81	peak	
2	*	11510.20	27.13	16.49	43.62	54.00	-10.38	AVG	

Orthogonal Axis :	X
Test Mode :	Band 4/TX N40 Mode 5795MHz

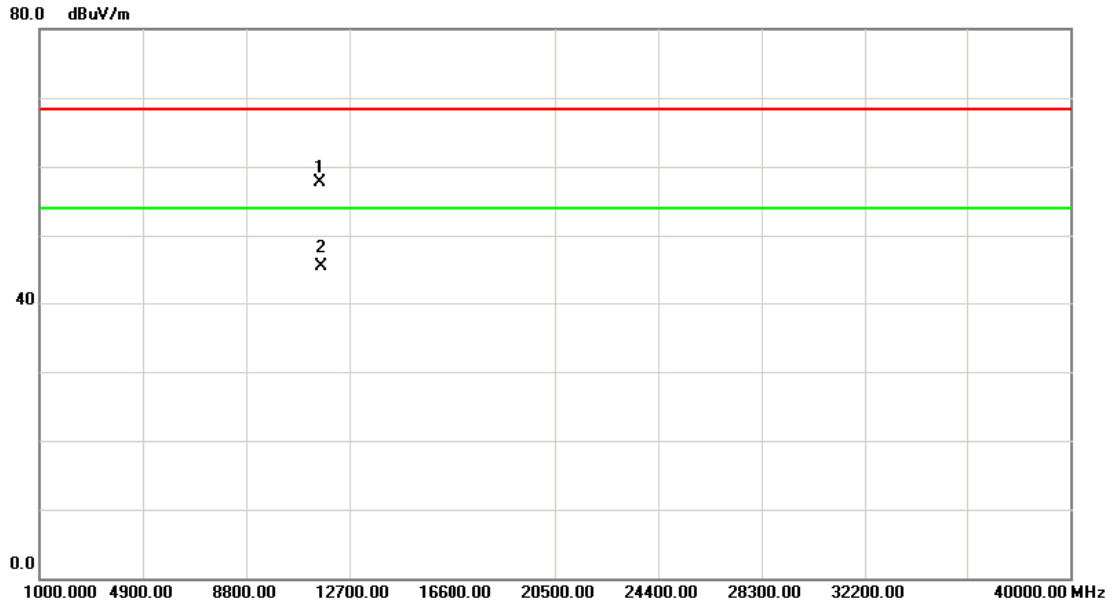


No.	Mk.	Freq. MHz	Reading Level dBuV	Correct Factor dB	Measure- ment dBuV/m	Limit dBuV/m	Over dB	Detector	Comment
1	X	5788.400	60.43	44.91	105.34	68.30	37.04	peak	Fundamental frequency, no limit
2	*	5798.600	50.76	44.96	95.72	54.00	41.72	AVG	Fundamental frequency, no limit
3		5850.000	7.29	45.23	52.52	60.30	-15.70	peak	
4		5850.000	0.12	45.23	45.35	54.00	-8.65	AVG	
5		5860.000	14.38	45.27	59.65	68.30	-8.65	peak	
6		5860.000	6.48	45.27	51.75	54.00	-2.25	AVG	
7		5872.000	15.73	45.34	61.07	68.30	-7.23	peak	
8		5872.400	7.70	45.34	53.04	54.00	-0.96	AVG	

Note:(1)The limit within 10 MHz of band edge frequency = -17dBm/MHz = 78.3 dBuV/m;
 (2)The limit beyond 10 MHz of band edge frequency = -27dBm/MHz = 68.3 dBuV/m

Orthogonal Axis :	X
Test Mode :	Band 4/TX N40 Mode 5795MHz

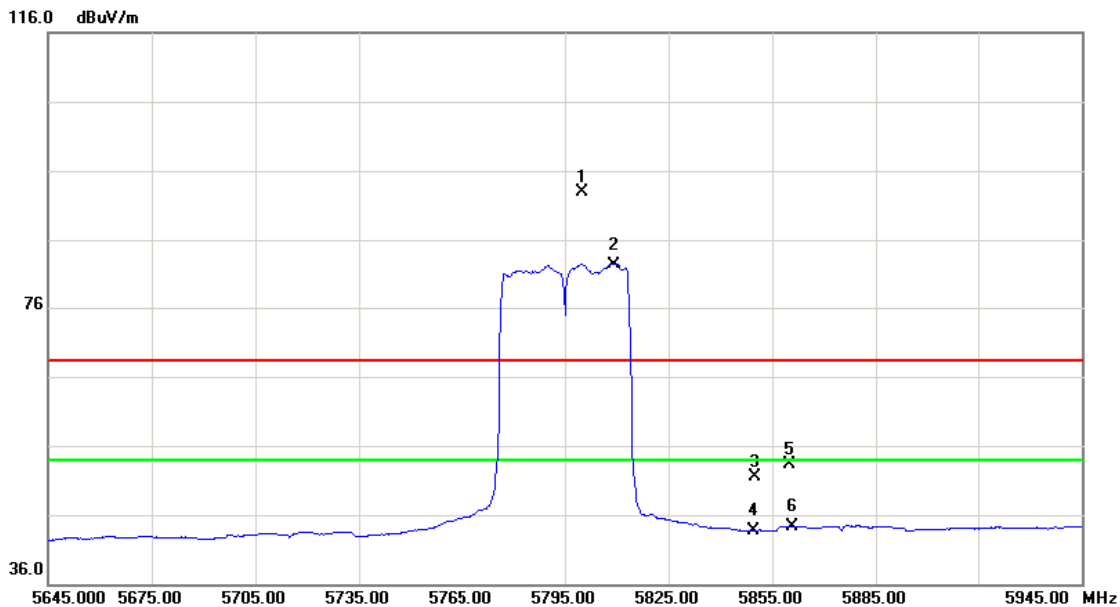
Vertical



No.	Mk.	Freq. MHz	Reading Level dBuV	Correct Factor dB	Measure- ment dBuV/m	Limit dBuV/m	Over dB	Detector	Comment
1		11590.98	41.20	16.43	57.63	68.30	-10.67	peak	
2	*	11590.98	28.85	16.43	45.28	54.00	-8.72	AVG	

Orthogonal Axis :	X
Test Mode :	Band 4/TX N40 Mode 5795MHz

Horizontal

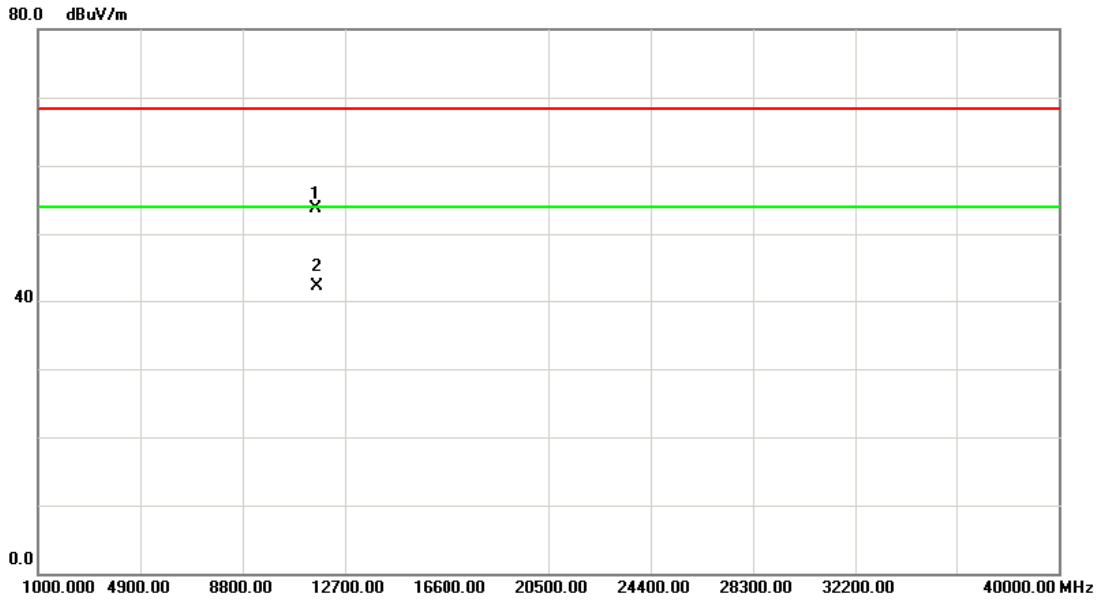


No.	Mk.	Freq. MHz	Reading Level dBuV	Correct Factor dB	Measure- ment dBuV/m	Limit dBuV/m	Over dB	Detector	Comment
1	X	5800.100	47.87	44.97	92.84	68.30	24.54	peak	Fundamental frequency, no limit
2	*	5809.100	37.36	45.01	82.37	54.00	28.37	AVG	Fundamental frequency, no limit
3		5850.000	6.27	45.23	51.50	68.30	-16.80	peak	
4		5850.000	-1.49	45.23	43.74	54.00	-10.26	AVG	
5		5860.000	8.11	45.27	53.38	68.30	-14.92	peak	
6		5860.000	-0.94	45.27	44.33	54.00	-9.67	AVG	

Note:(1)The limit within 10 MHz of band edge frequency = -17dBm/MHz = 78.3 dBuV/m;
(2)The limit beyond 10 MHz of band edge frequency = -27dBm/MHz = 68.3 dBuV/m

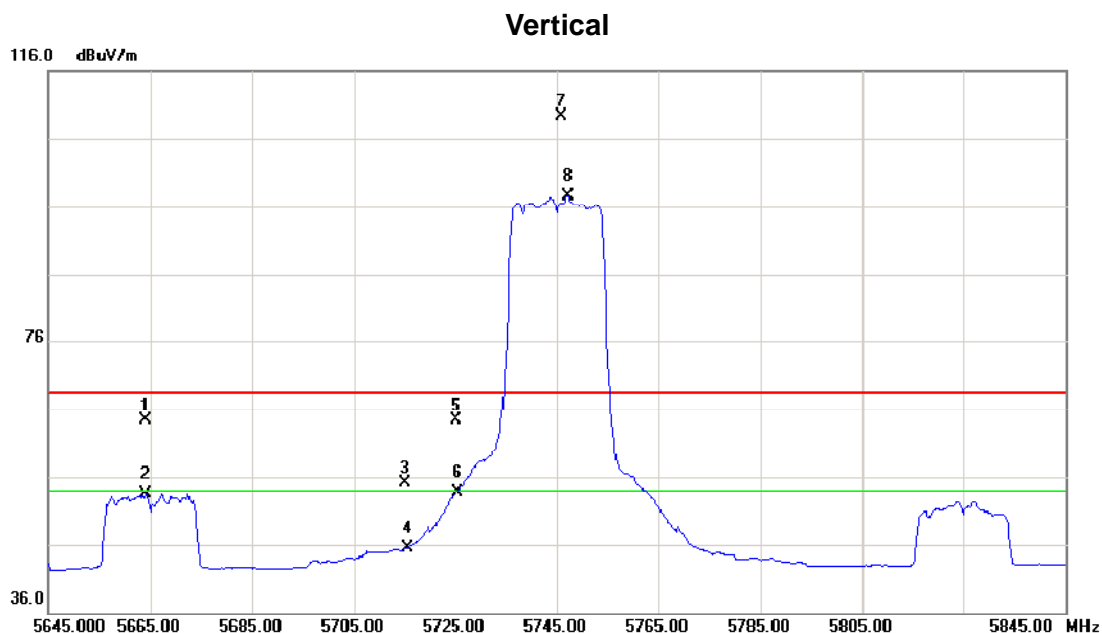
Orthogonal Axis :	X
Test Mode :	Band 4/TX N40 Mode 5795MHz

Horizontal



No.	Mk.	Freq. MHz	Reading Level dBuV	Correct Factor dB	Measure- ment dBuV/m	Limit dBuV/m	Over dB	Detector	Comment
1		11590.48	37.21	16.43	53.64	68.30	-14.66	peak	
2	*	11590.48	25.75	16.43	42.18	54.00	-11.82	AVG	

Orthogonal Axis :	X
Test Mode :	Band 4/TX AC N20 Mode 5745MHz

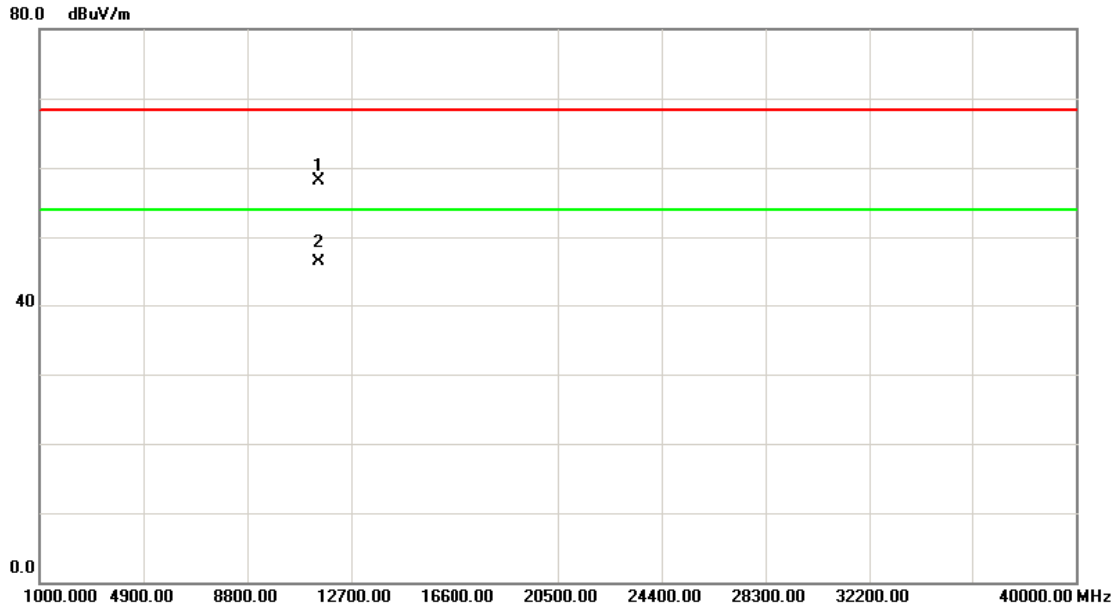


No.	Mk.	Freq. MHz	Reading Level dBuV	Correct Factor dB	Measure- ment dBuV/m	Limit dBuV/m	Over dB	Detector	Comment
1		5664.000	20.11	44.26	64.37	68.30	-3.93	peak	
2		5664.000	9.16	44.26	53.42	54.00	-0.58	AVG	
3		5715.000	10.54	44.53	55.07	68.30	-13.23	peak	
4		5715.000	0.93	44.53	45.46	54.00	-8.54	AVG	
5		5725.000	19.74	44.58	64.32	68.30	-3.98	peak	
6		5725.000	9.07	44.58	53.65	54.00	-0.35	AVG	
7	X	5746.000	64.56	44.69	109.25	68.30	40.95	peak	Fundamental frequency, no limit
8	*	5747.200	52.87	44.70	97.57	54.00	43.57	AVG	Fundamental frequency, no limit

Note:(1)The limit within 10 MHz of band edge frequency = -17dBm/MHz = 78.3 dBuV/m;
 (2)The limit beyond 10 MHz of band edge frequency = -27dBm/MHz = 68.3 dBuV/m

Orthogonal Axis :	X
Test Mode :	Band 4/TX AC N20 Mode 5745MHz

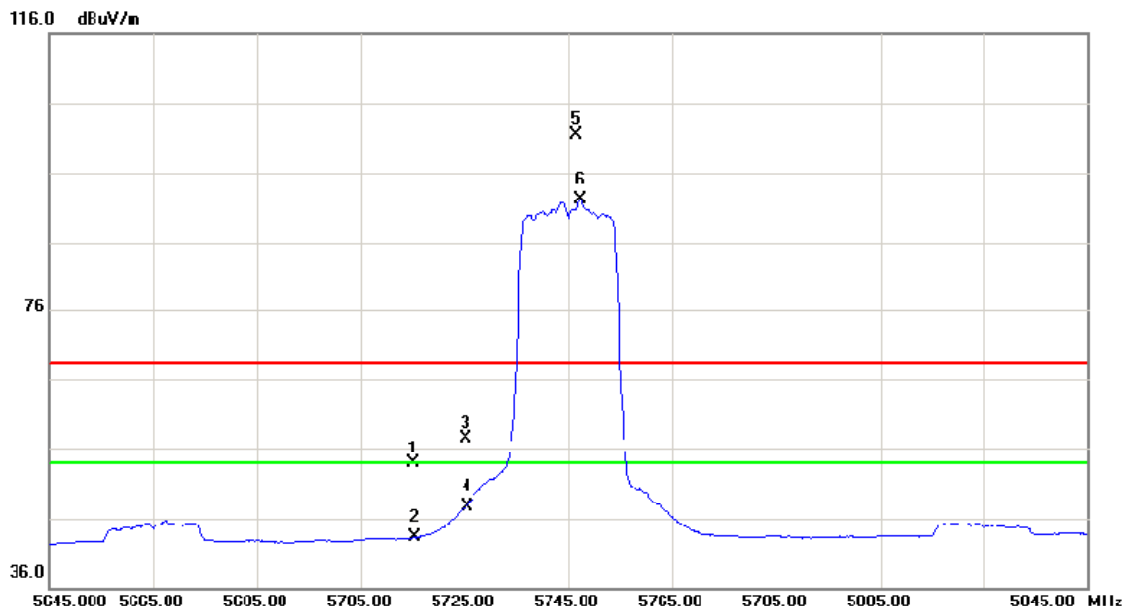
Vertical



No.	Mk.	Freq. MHz	Reading Level dBuV	Correct Factor dB	Measure- ment dBuV/m	Limit dBuV/m	Over dB	Detector	Comment
1		11485.70	41.71	16.46	58.17	68.30	-10.13	peak	
2	*	11485.70	29.80	16.46	46.26	54.00	-7.74	AVG	

Orthogonal Axis :	X
Test Mode :	Band 4/TX AC N20 Mode 5745MHz

Horizontal



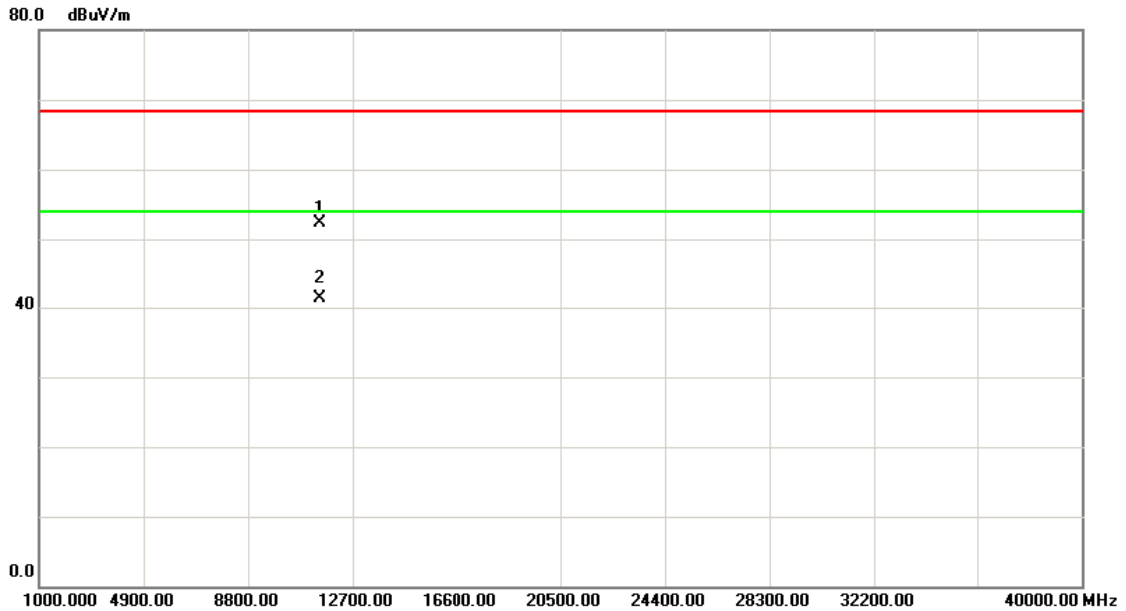
No.	Mk.	Freq. MHz	Reading Level dBuV	Correct Factor dB	Measure- ment dBuV/m	Limit dBuV/m	Over dB	Detector	Comment
1		5715.000	9.46	44.53	53.99	68.30	-14.31	peak	
2		5715.000	1.32	44.53	43.21	54.00	10.79	AVG	
3		5725.000	12.98	44.58	57.56	68.30	-10.74	peak	
4		5725.000	3.10	44.58	47.68	54.00	-6.32	AVG	
5	X	5746.400	56.89	44.69	101.58	68.30	33.28	peak	Fundamental frequency, no limit
6	^	5747.200	47.35	44.70	92.05	54.00	38.05	AVG	Fundamental frequency, no limit

Note:(1)The limit within 10 MHz of band edge frequency = -17dBm/MHz = 78.3 dBuV/m;
 (2)The limit beyond 10 MHz of band edge frequency = -27dBm/MHz = 68.3 dBuV/m



Orthogonal Axis :	X
Test Mode :	Band 4/TX AC N20 Mode 5745MHz

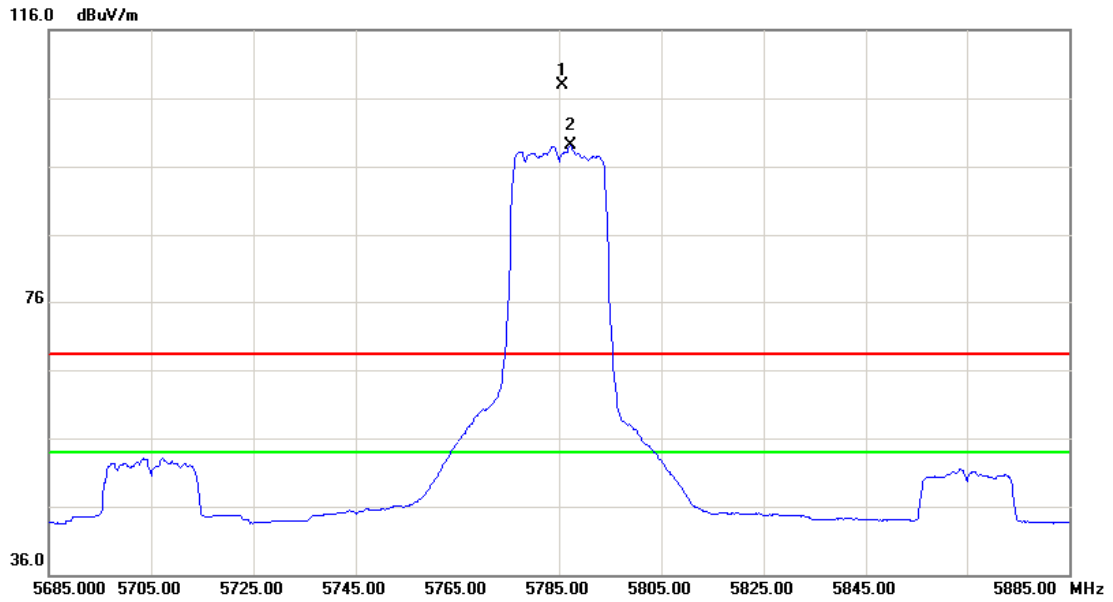
Horizontal



No.	Mk.	Freq. MHz	Reading Level dBuV	Correct Factor dB	Measure- ment dBuV/m	Limit dBuV/m	Over dB	Detector	Comment
1		11490.00	35.84	16.47	52.31	68.30	-15.99	peak	
2	*	11490.00	24.82	16.47	41.29	54.00	-12.71	AVG	

Orthogonal Axis :	X
Test Mode :	Band 4/TX N20 AC Mode 5785MHz

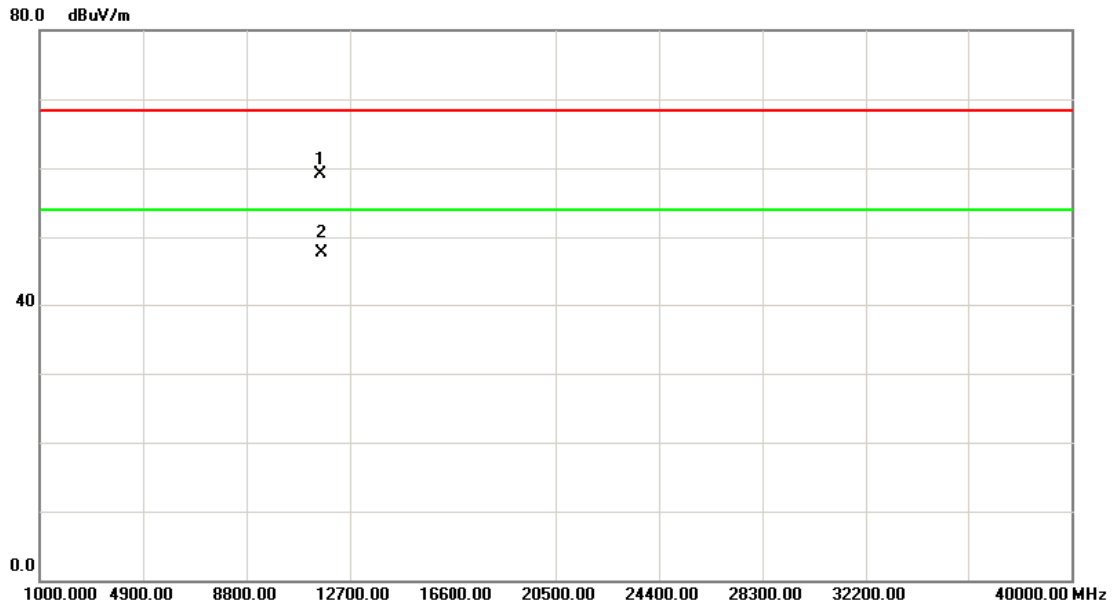
Vertical



No.	Mk.	Freq. MHz	Reading Level dBuV	Correct Factor dB	Measure- ment dBuV/m	Limit dBuV/m	Over dB	Detector	Comment
1	X	5785.600	62.93	44.90	107.83	68.30	39.53	peak	Fundamental frequency, no limit
2	*	5787.200	54.13	44.90	99.03	54.00	45.03	AVG	Fundamental frequency, no limit

Orthogonal Axis :	X
Test Mode :	Band 4/TX AC N20 Mode 5785MHz

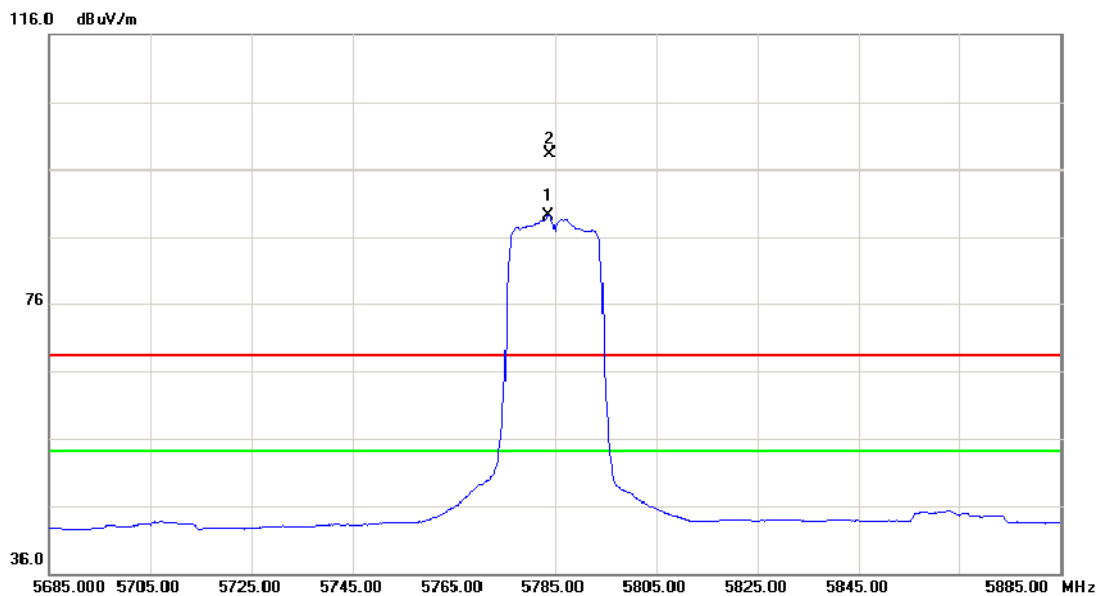
Vertical



No.	Mk.	Freq. MHz	Reading Level dBuV	Correct Factor dB	Measure- ment dBuV/m	Limit dBuV/m	Over dB	Detector	Comment
1		11570.39	42.69	16.44	59.13	68.30	-9.17	peak	
2	*	11570.39	31.18	16.44	47.62	54.00	-6.38	AVG	

Orthogonal Axis :	X
Test Mode :	Band 4/TX AC N20 Mode 5785MHz

Horizontal

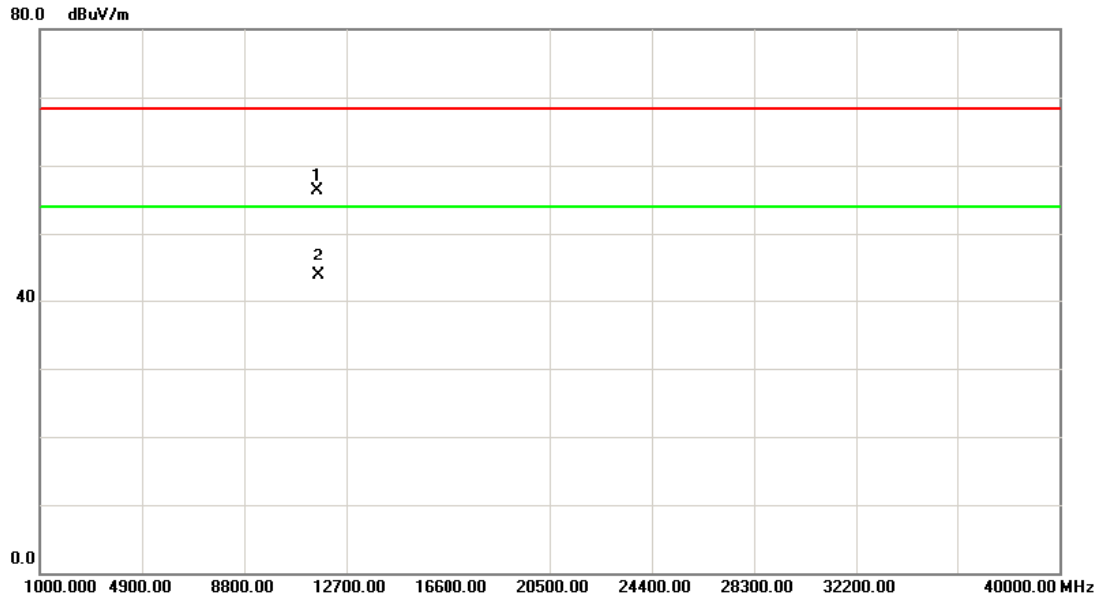


No.	Mk.	Freq. MHz	Reading Level dBuV	Correct Factor dB	Measure- ment dBuV/m	Limit dBuV/m	Over dB	Detector	Comment
1	*	5783.800	44.23	44.89	89.12	54.00	35.12	AVG	Fundamental frequency, no limit
2	X	5784.000	53.40	44.89	98.29	68.30	29.99	peak	Fundamental frequency, no limit



Orthogonal Axis :	X
Test Mode :	Band 4/TX AC N20 Mode 5785MHz

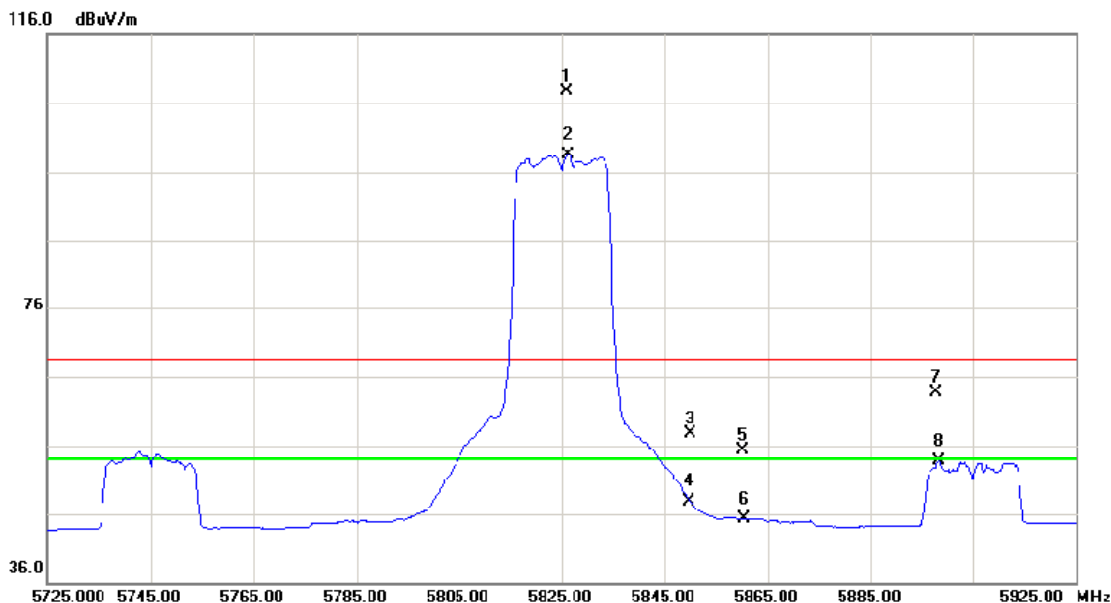
Horizontal



No.	Mk.	Freq. MHz	Reading Level dBuV	Correct Factor dB	Measure- ment dBuV/m	Limit dBuV/m	Over dB	Detector	Comment
1		11570.98	39.78	16.44	56.22	68.30	-12.08	peak	
2	*	11570.98	27.34	16.44	43.78	54.00	-10.22	AVG	

Orthogonal Axis :	X
Test Mode :	Band 4/TX AC N20 Mode 5825MHz

Vertical

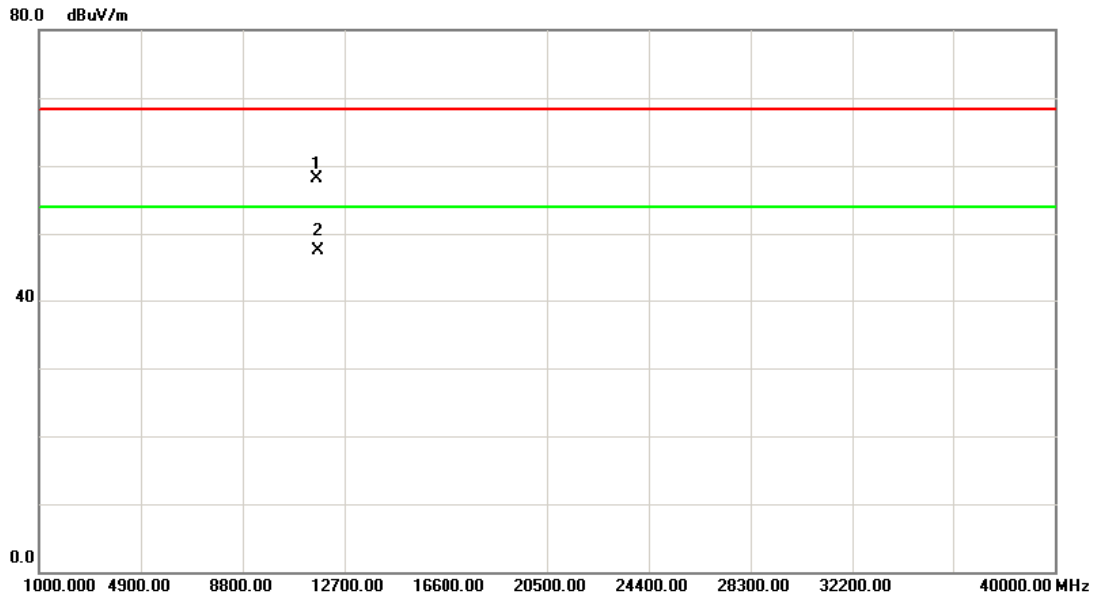


No.	Mk.	Freq. MHz	Reading Level dBuV	Correct Factor dB	Measure- ment dBuV/m	Limit dBuV/m	Over dB	Detector	Comment
1	X	5826.000	62.53	45.10	107.63	68.30	39.33	peak	Fundamental frequency, no limit
2	*	5826.200	53.41	45.11	98.52	54.00	44.52	AVG	Fundamental frequency, no limit
3		5850.000	12.51	45.23	57.74	68.30	-10.56	peak	
4		5850.000	2.58	45.23	47.81	54.00	-6.19	AVG	
5		5860.000	10.11	45.27	55.38	68.30	-12.92	peak	
6		5860.000	-0.04	45.27	45.23	54.00	-8.77	AVG	
7		5898.000	18.24	45.47	63.71	68.30	-4.59	peak	
8		5898.400	8.16	45.47	53.63	54.00	-0.37	AVG	

Note:(1)The limit within 10 MHz of band edge frequency = -17dBm/MHz = 78.3 dBuV/m;
 (2)The limit beyond 10 MHz of band edge frequency = -27dBm/MHz = 68.3 dBuV/m

Orthogonal Axis :	X
Test Mode :	Band 4/TX AC N20 Mode 5825MHz

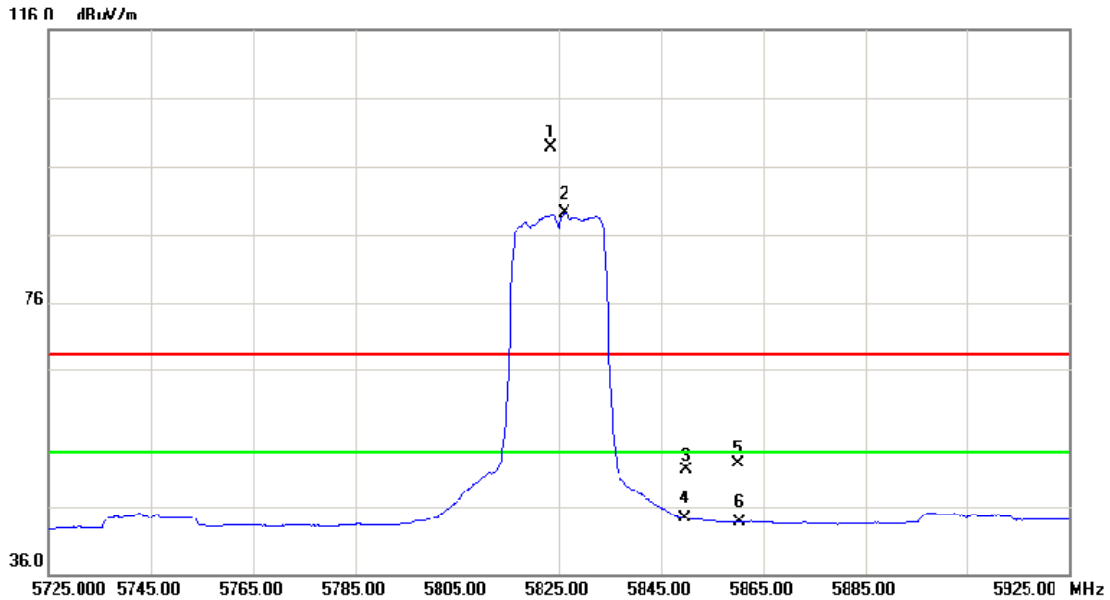
Vertical



No.	Mk.	Freq. MHz	Reading Level dBuV	Correct Factor dB	Measure- ment dBuV/m	Limit dBuV/m	Over dB	Detector	Comment
1		11650.46	41.63	16.40	58.03	68.30	-10.27	peak	
2	*	11650.46	31.12	16.40	47.52	54.00	-6.48	AVG	

Orthogonal Axis :	X
Test Mode :	Band 4/TX AC N20 Mode 5825MHz

Horizontal

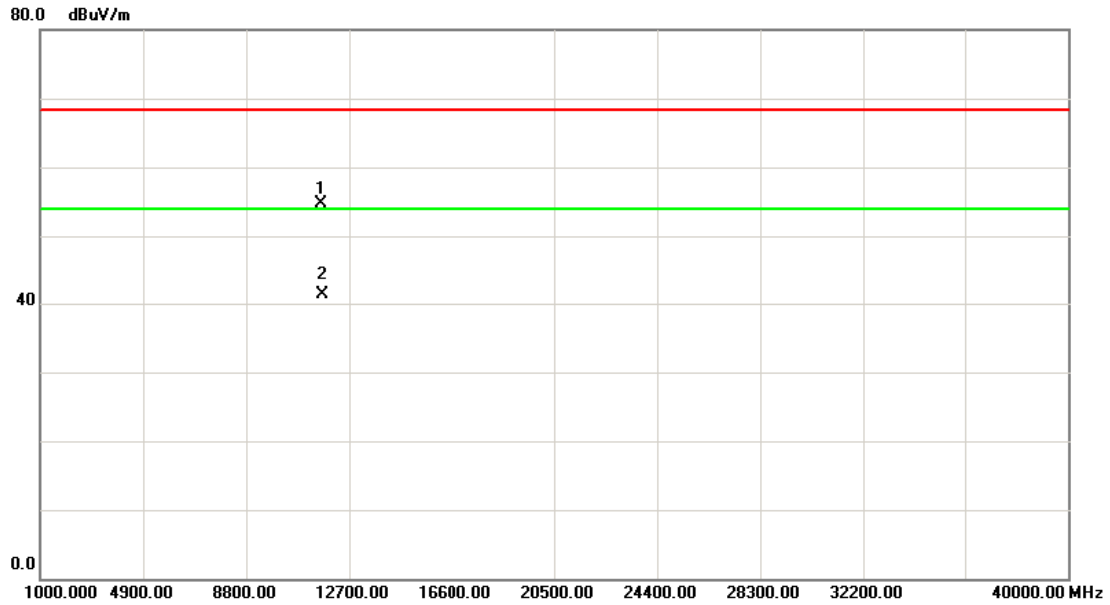


No.	Mk.	Freq. MHz	Reading Level dBuV	Correct Factor dB	Measure- ment dBuV/m	Limit dBuV/m	Over dB	Detector	Comment
1	X	5823.400	53.78	45.09	98.87	68.30	30.57	peak	Fundamental frequency, no limit
2	*	5826.200	44.02	45.11	89.13	54.00	35.13	AVG	Fundamental frequency, no limit
3		5850.000	6.01	45.23	51.24	68.30	-17.06	peak	
4		5850.000	-0.95	45.23	44.28	54.00	-9.72	AVG	
5		5860.000	7.12	45.27	52.39	68.30	-15.91	peak	
6		5860.000	-1.61	45.27	43.66	54.00	-10.34	AVG	

Note:(1)The limit within 10 MHz of band edge frequency = -17dBm/MHz = 78.3 dBuV/m;
 (2)The limit beyond 10 MHz of band edge frequency = -27dBm/MHz = 68.3 dBuV/m

Orthogonal Axis :	X
Test Mode :	Band 4/TX AC N20 Mode 5825MHz

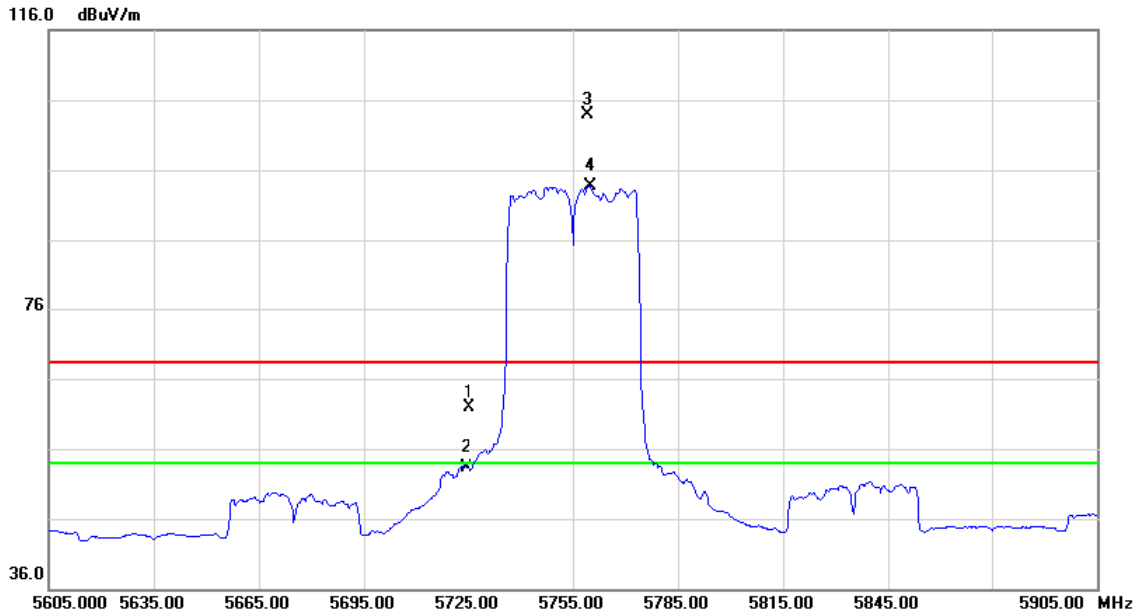
Horizontal



No.	Mk.	Freq. MHz	Reading Level dBuV	Correct Factor dB	Measure- ment dBuV/m	Limit dBuV/m	Over dB	Detector	Comment
1		11650.25	38.29	16.40	54.69	68.30	-13.61	peak	
2	*	11650.25	24.92	16.40	41.32	54.00	-12.68	AVG	

Orthogonal Axis :	X
Test Mode :	Band 4/TX AC N40 Mode 5755MHz

Vertical

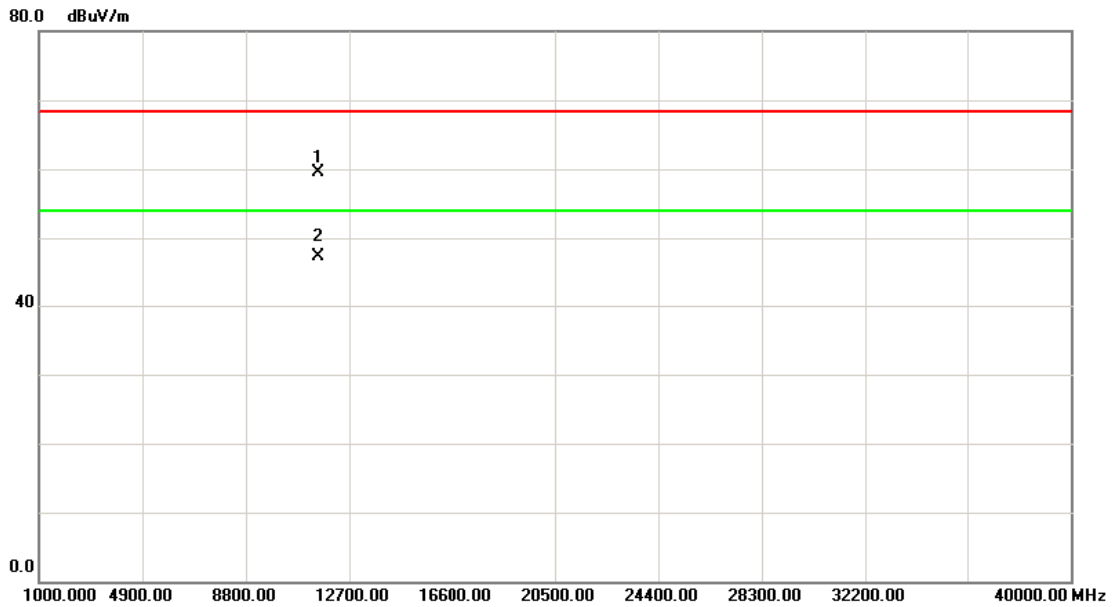


No.	Mk.	Freq. MHz	Reading Level dBuV	Correct Factor dB	Measure- ment dBuV/m	Limit dBuV/m	Over dB	Detector	Comment
1		5725.000	17.36	44.58	61.94	68.30	-6.36	peak	
2		5725.000	8.67	44.58	53.25	54.00	-0.75	AVG	
3	X	5759.200	59.09	44.76	103.85	68.30	35.55	peak	Fundamental frequency, no limit
4	*	5759.800	48.94	44.76	93.70	54.00	39.70	AVG	Fundamental frequency, no limit

Note:(1)The limit within 10 MHz of band edge frequency = -17dBm/MHz = 78.3 dBuV/m;
 (2)The limit beyond 10 MHz of band edge frequency = -27dBm/MHz = 68.3 dBuV/m

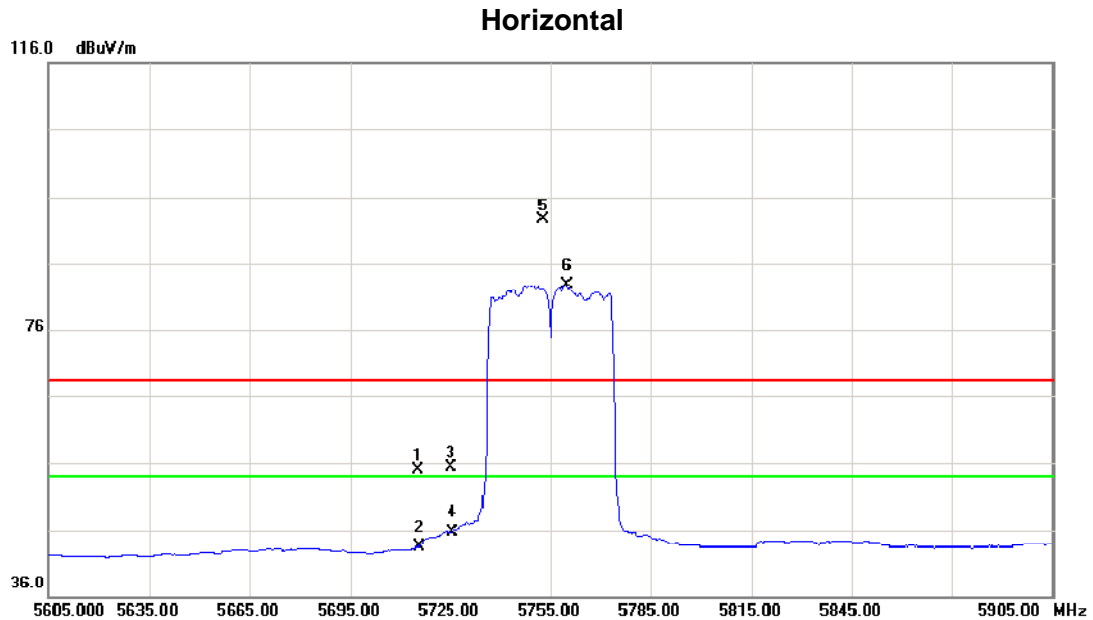
Orthogonal Axis :	X
Test Mode :	Band 4/TX AC N40 Mode 5755MHz

Vertical



No.	Mk.	Freq. MHz	Reading Level dBuV	Correct Factor dB	Measure- ment dBuV/m	Limit dBuV/m	Over dB	Detector	Comment
1		11510.64	42.96	16.49	59.45	68.30	-8.85	peak	
2	*	11510.64	30.74	16.49	47.23	54.00	-6.77	AVG	

Orthogonal Axis :	X
Test Mode :	Band 4/TX AC N40 Mode 5755MHz

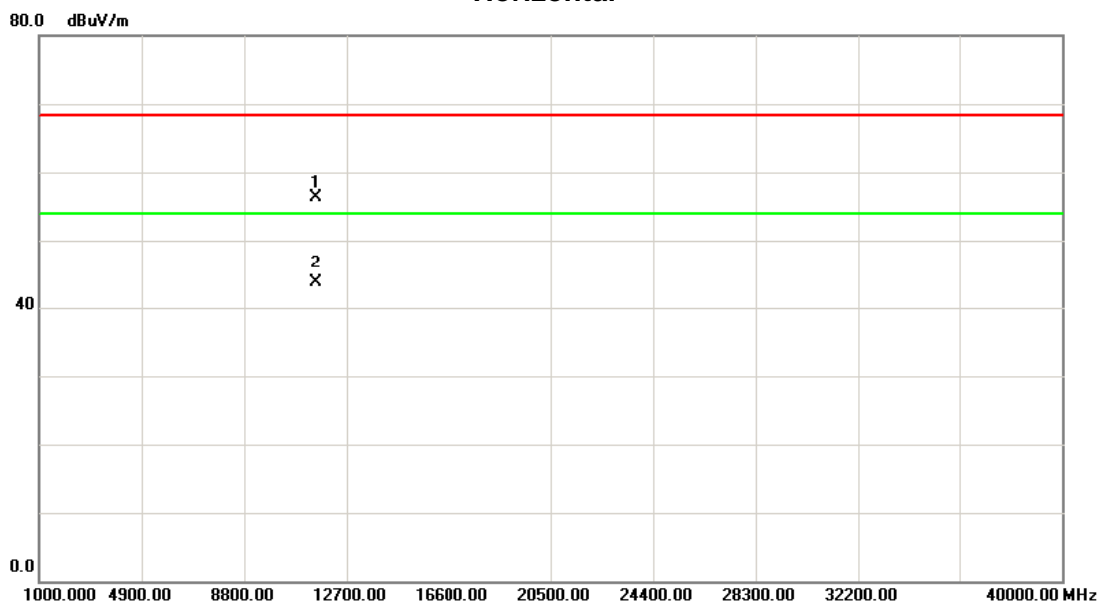


No.	Mk.	Freq. MHz	Reading Level dBuV	Correct Factor dB	Measure- ment dBuV/m	Limit dBuV/m	Over dB	Detector	Comment
1		5715.000	10.46	44.53	54.99	68.30	-13.31	peak	
2		5715.000	-0.99	44.53	43.54	54.00	-10.46	AVG	
3		5725.000	10.82	44.58	55.40	68.30	-12.90	peak	
4		5725.000	1.18	44.58	45.76	54.00	-8.24	AVG	
5	X	5752.900	47.80	44.72	92.52	68.30	24.22	peak	Fundamental frequency, no limit
6	*	5759.800	38.01	44.76	82.77	54.00	28.77	AVG	Fundamental frequency, no limit

Note:(1)The limit within 10 MHz of band edge frequency = -17dBm/MHz = 78.3 dBuV/m;
 (2)The limit beyond 10 MHz of band edge frequency = -27dBm/MHz = 68.3 dBuV/m

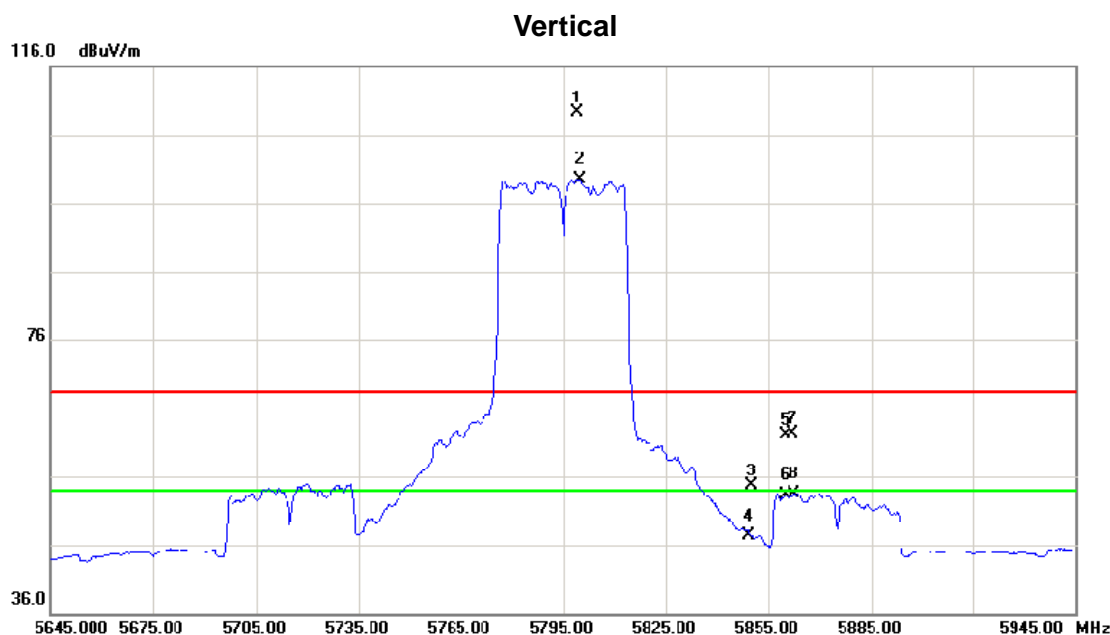
Orthogonal Axis :	X
Test Mode :	Band 4/TX AC N40 Mode 5755MHz

Horizontal



No.	Mk.	Freq. MHz	Reading Level dBuV	Correct Factor dB	Measure- ment dBuV/m	Limit dBuV/m	Over dB	Detector	Comment
1		11510.26	39.84	16.49	56.33	68.30	-11.97	peak	
2	*	11510.26	27.29	16.49	43.78	54.00	-10.22	AVG	

Orthogonal Axis :	X
Test Mode :	Band 4/TX AC N40 Mode 5795MHz

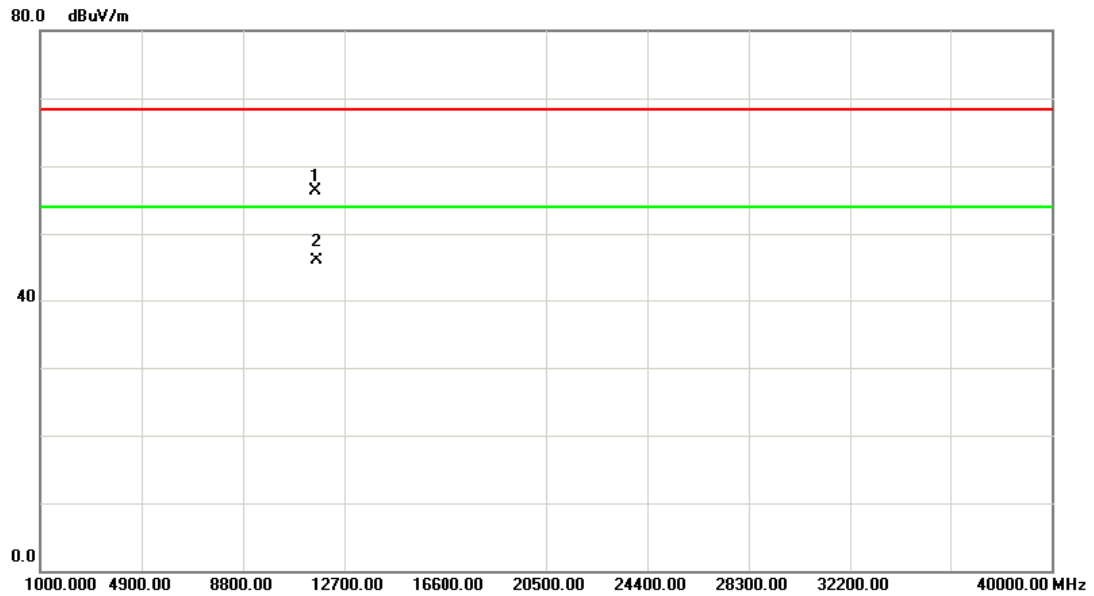


No.	Mk.	Freq. MHz	Reading Level dBuV	Corred Factor dB	Measure- ment dBuV/m	Limit dBuV/m	Over dB	Detector	Comment
1	X	5799.200	64.33	44.97	109.30	68.30	41.00	peak	Fundamental frequency, no limit
2	*	5799.800	54.61	44.97	99.58	54.00	45.58	AVG	Fundamental frequency, no limit
3		5850.000	9.55	45.23	54.78	68.30	-13.52	peak	
4		5850.000	1.98	45.23	47.21	54.00	-6.79	AVG	
5		5860.000	16.77	45.27	62.04	68.30	-6.26	peak	
6		5860.000	7.96	45.27	53.23	54.00	-0.77	AVG	
7		5862.000	17.09	45.29	62.38	68.30	-5.92	peak	
8		5862.500	8.18	45.29	53.47	54.00	-0.53	AVG	

Note:(1)The limit within 10 MHz of band edge frequency = -17dBm/MHz = 78.3 dBuV/m;
 (2)The limit beyond 10 MHz of band edge frequency = -27dBm/MHz = 68.3 dBuV/m

Orthogonal Axis :	X
Test Mode :	Band 4/TX AC N40 Mode 5795MHz

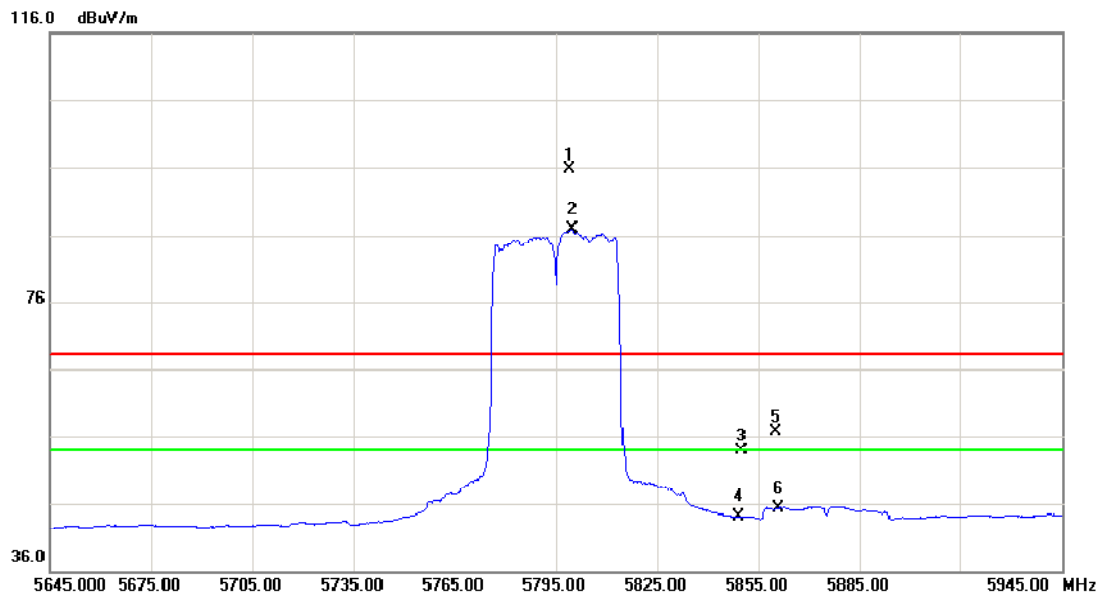
Vertical



No.	Mk.	Freq. MHz	Reading Level dBuV	Correct Factor dB	Measure- ment dBuV/m	Limit dBuV/m	Over dB	Detector	Comment
1		11590.63	39.78	16.43	56.21	68.30	-12.09	peak	
2	*	11590.63	29.56	16.43	45.99	54.00	-8.01	AVG	

Orthogonal Axis :	X
Test Mode :	Band 4/TX AC N40 Mode 5795MHz

Horizontal

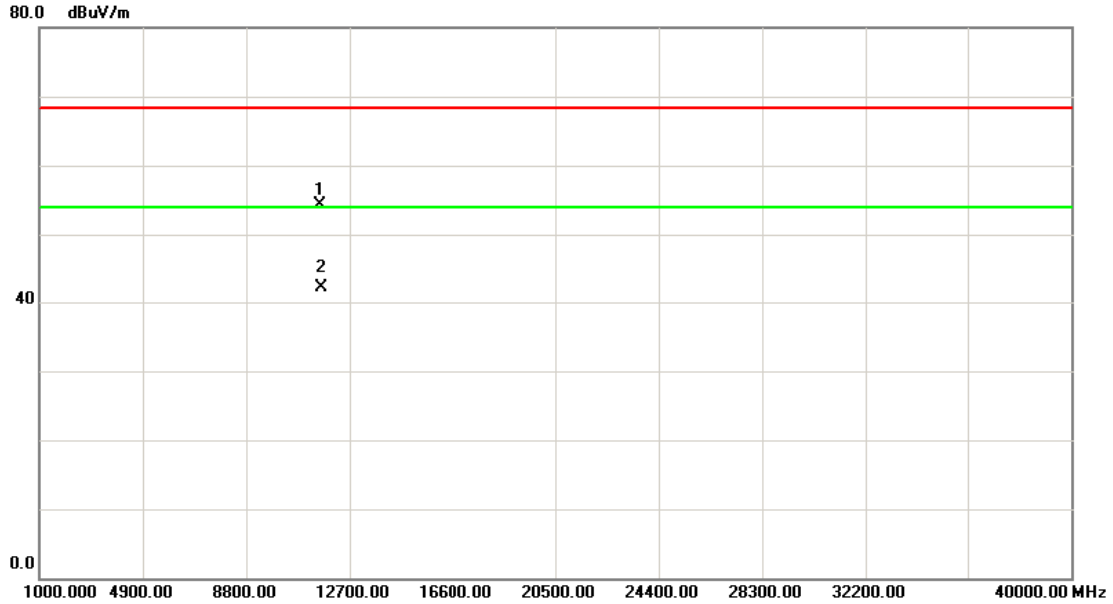


No.	Mk.	Freq. MHz	Reading Level dBuV	Correct Factor dB	Measure- ment dBuV/m	Limit dBuV/m	Over dB	Detector	Comment
1	X	5799.200	50.66	44.97	95.63	68.30	27.33	peak	Fundamental frequency, no limit
2	*	5799.800	42.00	44.97	86.97	54.00	32.97	AVG	Fundamental frequency, no limit
3		5850.000	8.73	45.23	53.96	68.30	-14.34	peak	
4		5850.000	-1.20	45.23	44.03	54.00	-9.97	AVG	
5		5860.000	11.35	45.27	56.62	68.30	-11.68	peak	
6		5860.000	-0.02	45.27	45.25	54.00	-8.75	AVG	

Note:(1)The limit within 10 MHz of band edge frequency = -17dBm/MHz = 78.3 dBuV/m;
 (2)The limit beyond 10 MHz of band edge frequency = -27dBm/MHz = 68.3 dBuV/m

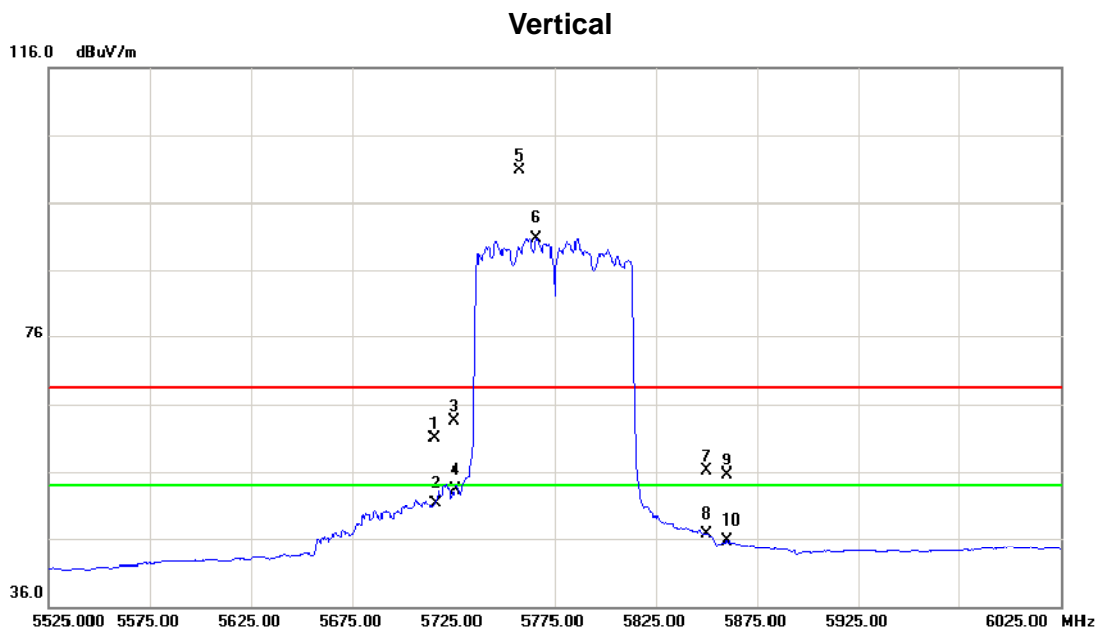
Orthogonal Axis :	X
Test Mode :	Band 4/TX AC N40 Mode 5795MHz

Horizontal



No.	Mk.	Freq. MHz	Reading Level dBuV	Correct Factor dB	Measure- ment dBuV/m	Limit dBuV/m	Over dB	Detector	Comment
1		11590.85	37.89	16.43	54.32	68.30	-13.98	peak	
2	*	11590.85	25.76	16.43	42.19	54.00	-11.81	AVG	

Orthogonal Axis :	X
Test Mode :	Band 4/TX N80 AC Mode 5775MHz

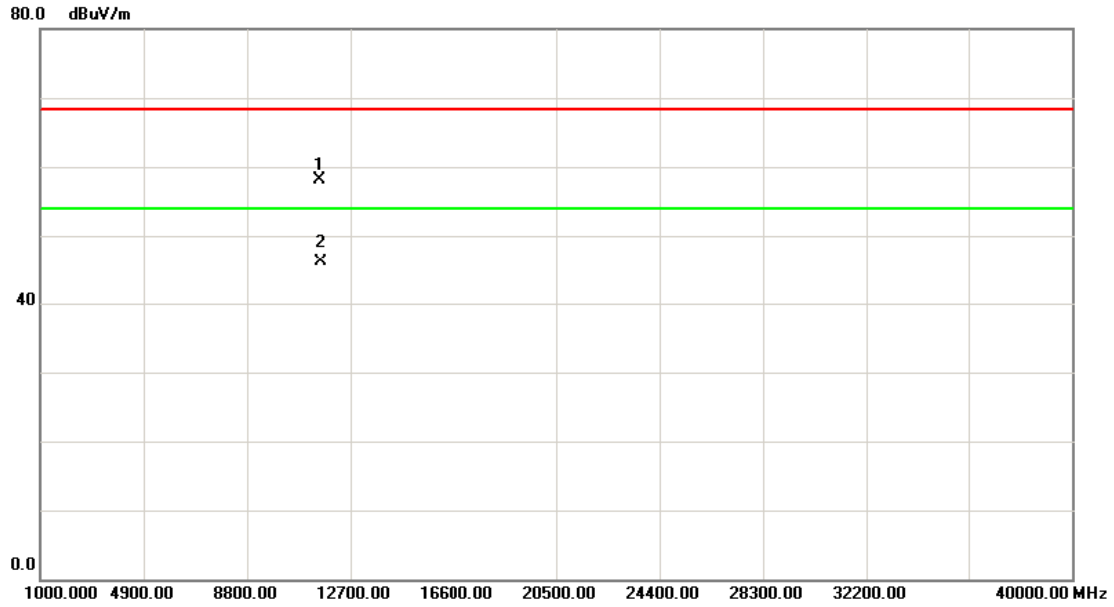


No.	Mk.	Freq. MHz	Reading Level dBuV	Correct Factor dB	Measure- ment dBuV/m	Limit dBuV/m	Over dB	Detector	Comment
1		5715.000	16.45	44.53	60.98	68.30	-7.32	peak	
2		5715.000	6.72	44.53	51.25	54.00	-2.75	AVG	
3		5725.000	18.98	44.58	63.56	68.30	-4.74	peak	
4		5725.000	8.63	44.58	53.21	54.00	-0.79	AVG	
5	X	5758.000	56.03	44.76	100.79	68.30	32.49	peak	Fundamental frequency, no limit
6	*	5766.000	45.98	44.79	90.77	54.00	36.77	AVG	Fundamental frequency, no limit
7		5850.000	10.83	45.23	56.06	68.30	-12.24	peak	
8		5850.000	1.45	45.23	46.68	54.00	-7.32	AVG	
9		5860.000	10.21	45.27	55.48	68.30	-12.82	peak	
10		5860.000	0.46	45.27	45.73	54.00	-8.27	AVG	

Note:(1)The limit within 10 MHz of band edge frequency = -17dBm/MHz = 78.3 dBuV/m;
 (2)The limit beyond 10 MHz of band edge frequency = -27dBm/MHz = 68.3 dBuV/m

Orthogonal Axis :	X
Test Mode :	Band 4/TX AC N80 Mode 5775MHz

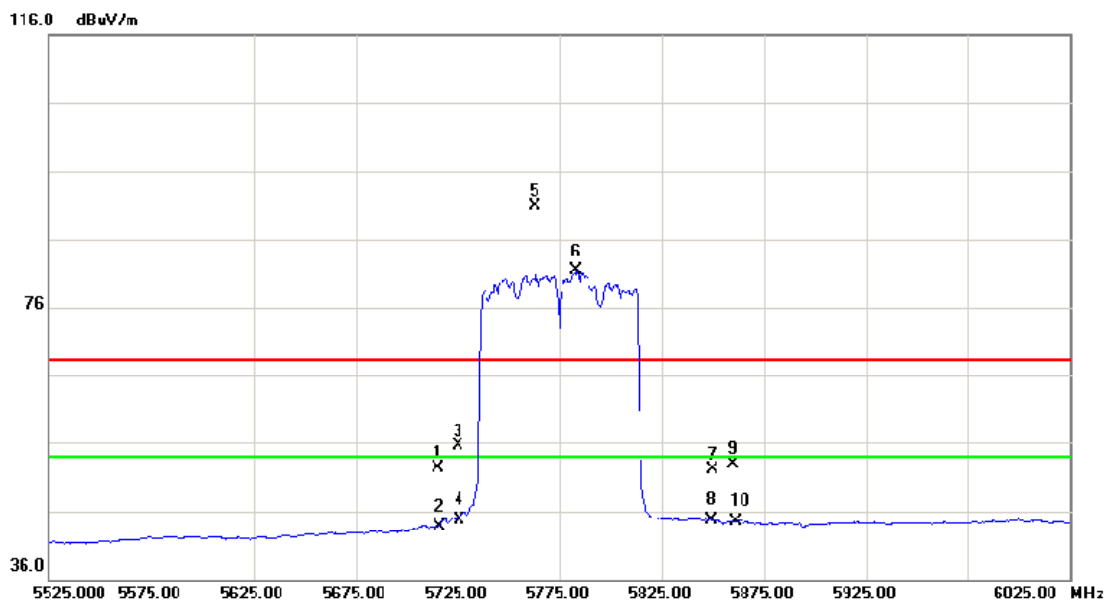
Vertical



No.	Mk.	Freq. MHz	Reading Level dBuV	Correct Factor dB	Measure- ment dBuV/m	Limit dBuV/m	Over dB	Detector	Comment
1		11550.67	41.68	16.46	58.14	68.30	-10.16	peak	
2	*	11550.67	29.74	16.46	46.20	54.00	-7.80	AVG	

Orthogonal Axis :	X
Test Mode :	Band 4/TX AC N80 Mode 5775MHz

Horizontal



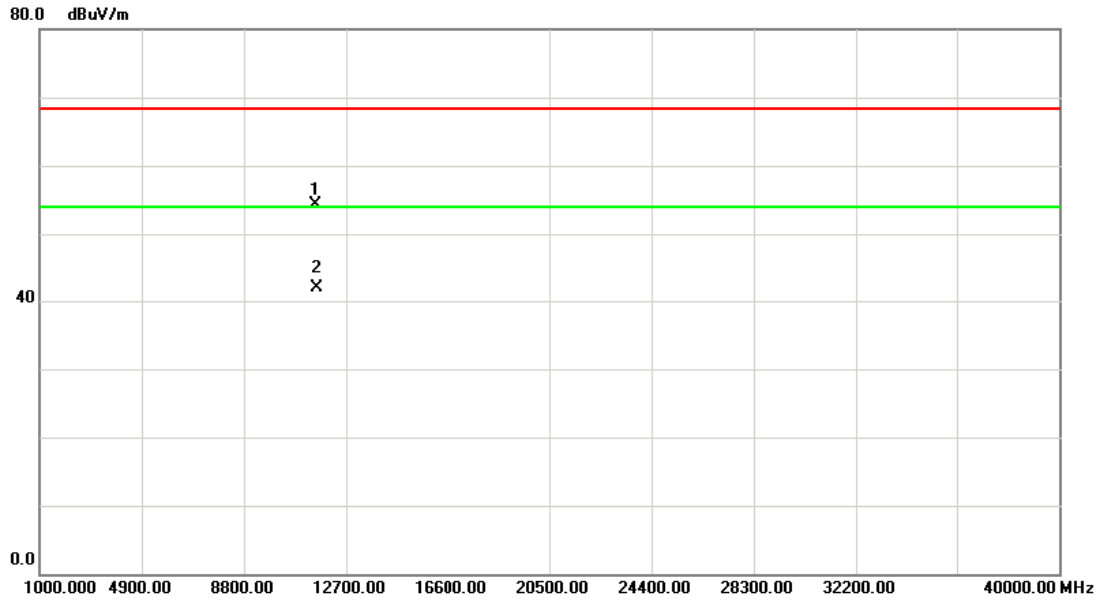
No.	Mk.	Freq. MHz	Reading Level dBuV	Correct Factor dB	Measurement dBuV/m	Limit dBuV/m	Over dB	Detector	Comment
1		5715.000	7.76	44.53	52.29	68.30	-16.01	peak	
2		5715.000	-0.89	44.53	43.64	54.00	-10.36	AVG	
3		5725.000	10.89	44.58	55.47	68.30	-12.83	peak	
4		5725.000	0.14	44.58	44.72	54.00	-9.28	AVG	
5	X	5763.000	46.18	44.78	90.96	68.30	22.66	peak	Fundamental frequency, no limit
6	*	5783.500	36.44	44.89	81.33	54.00	27.33	AVG	Fundamental frequency, no limit
7		5850.000	6.90	45.23	52.13	68.30	-16.17	peak	
8		5850.000	0.56	45.23	44.67	54.00	9.33	AVG	
9		5860.000	7.54	45.27	52.81	68.30	-15.49	peak	
10		5860.000	0.81	45.27	44.46	54.00	9.54	AVG	

Note:(1)The limit within 10 MHz of band edge frequency = -17dBm/MHz = 78.3 dBuV/m;
 (2)The limit beyond 10 MHz of band edge frequency = -27dBm/MHz = 68.3 dBuV/m



Orthogonal Axis :	X
Test Mode :	Band 4/TX AC N80 Mode 5775MHz

Horizontal



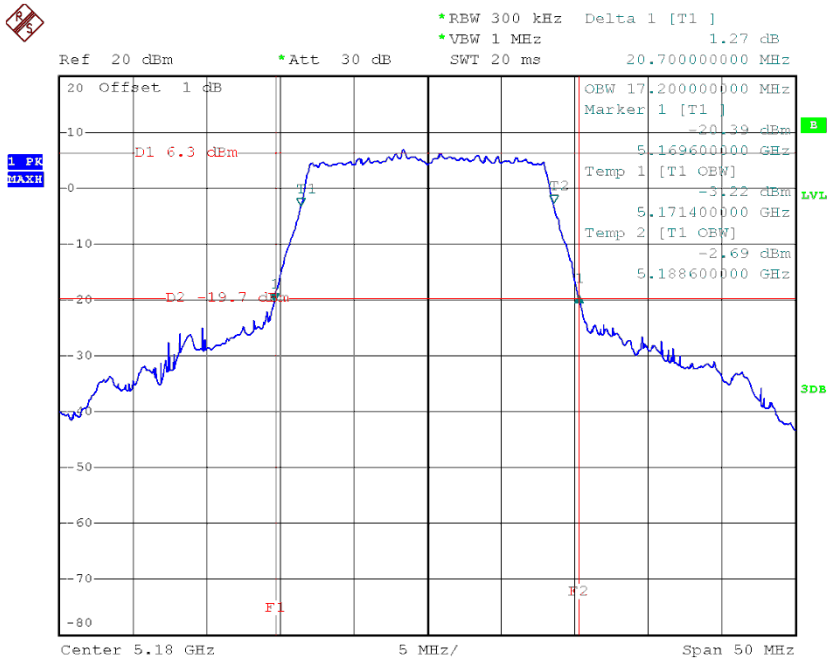
No.	Mk.	Freq. MHz	Reading Level dBuV	Correct Factor dB	Measure- ment dBuV/m	Limit dBuV/m	Over dB	Detector	Comment
1		11549.80	37.80	16.46	54.26	68.30	-14.04	peak	
2	*	11549.80	25.51	16.46	41.97	54.00	-12.03	AVG	

ATTACHMENT E – BANDWIDTH

Test Mode : Band 1/TX A Mode_CH36/CH40/CH48

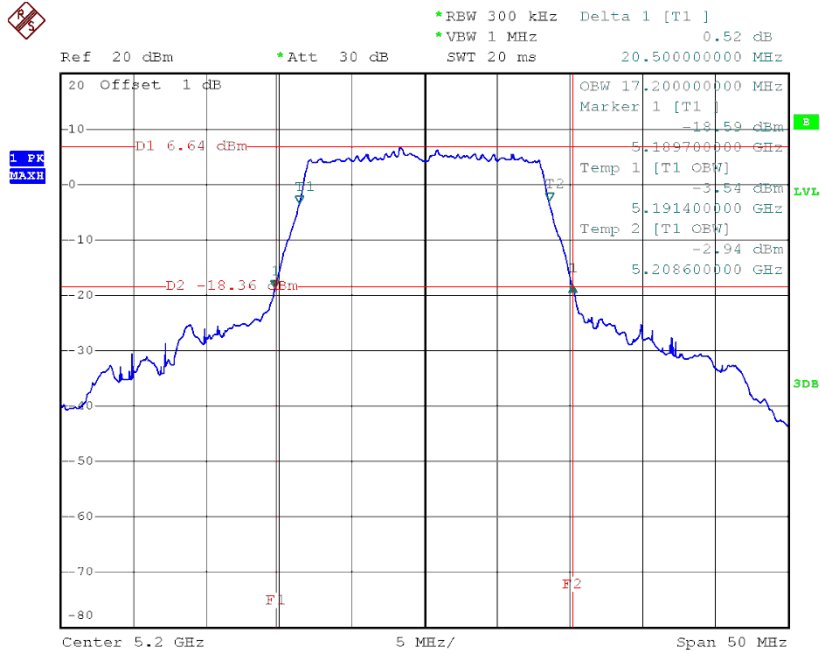
Channel	Frequency (MHz)	26dB Bandwidth (MHz)	99% Occupied Bandwidth (MHz)
CH36	5180	20.70	17.20
CH40	5210	20.50	17.20
CH48	5240	21.30	17.30

TX CH36



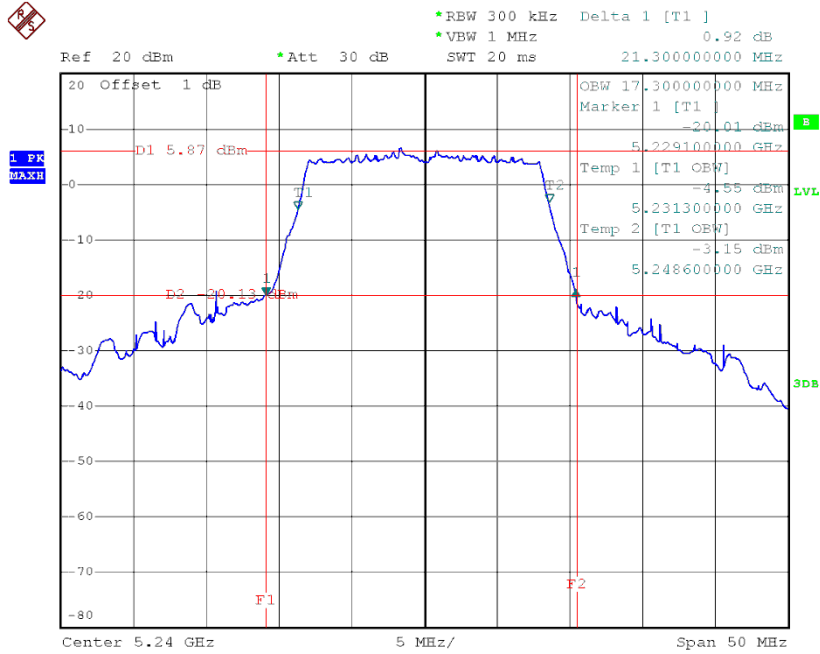
Date: 26.JUN.2014 19:44:09

TX CH40



Date: 26.JUN.2014 21:15:27

TX CH48

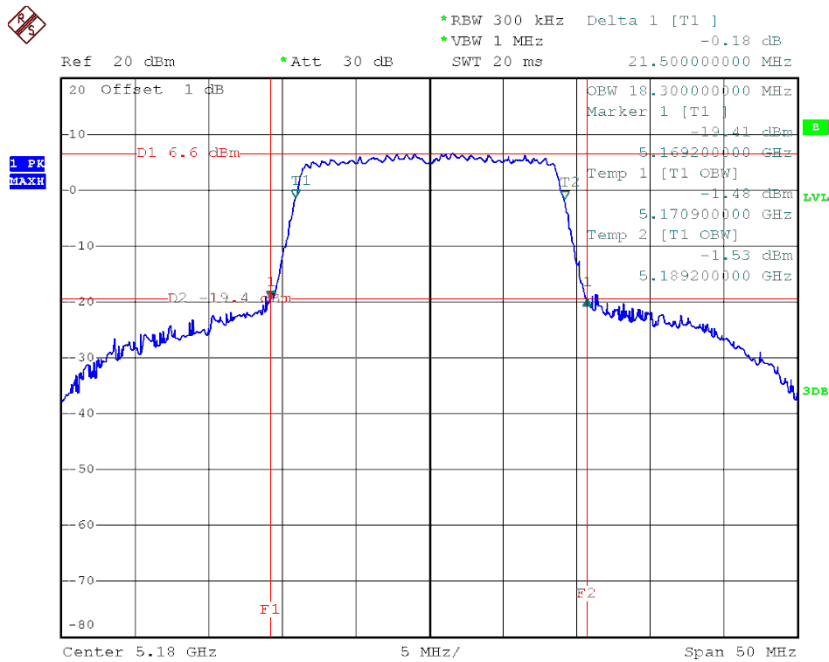


Date: 26.JUN.2014 21:16:35

Test Mode : Band 1/TX N20 Mode_CH36/CH40/CH48_ANT2

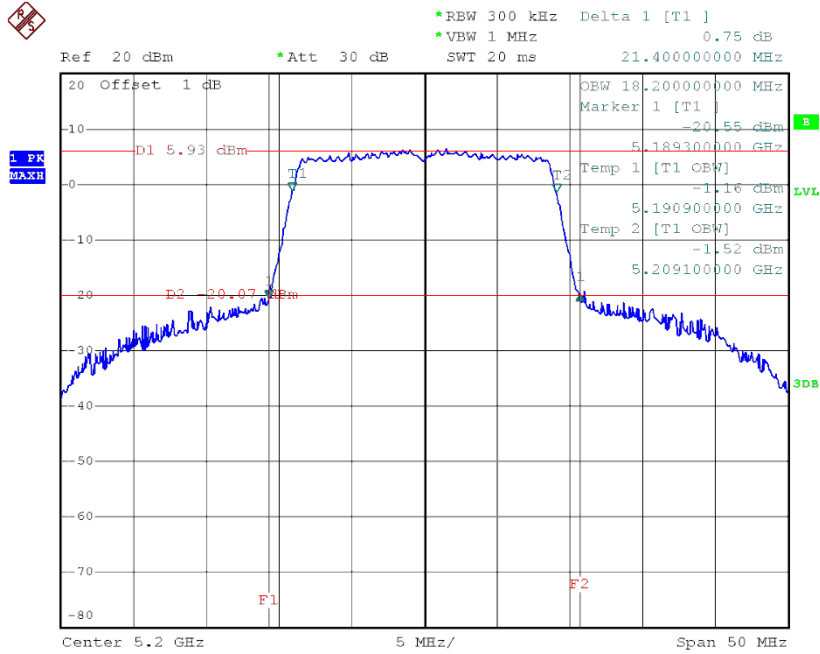
Channel	Frequency (MHz)	26dB Bandwidth (MHz)	99% Occupied Bandwidth (MHz)
CH36	5180	21.50	18.30
CH40	5210	21.40	18.20
CH48	5240	22.50	18.30

TX CH36



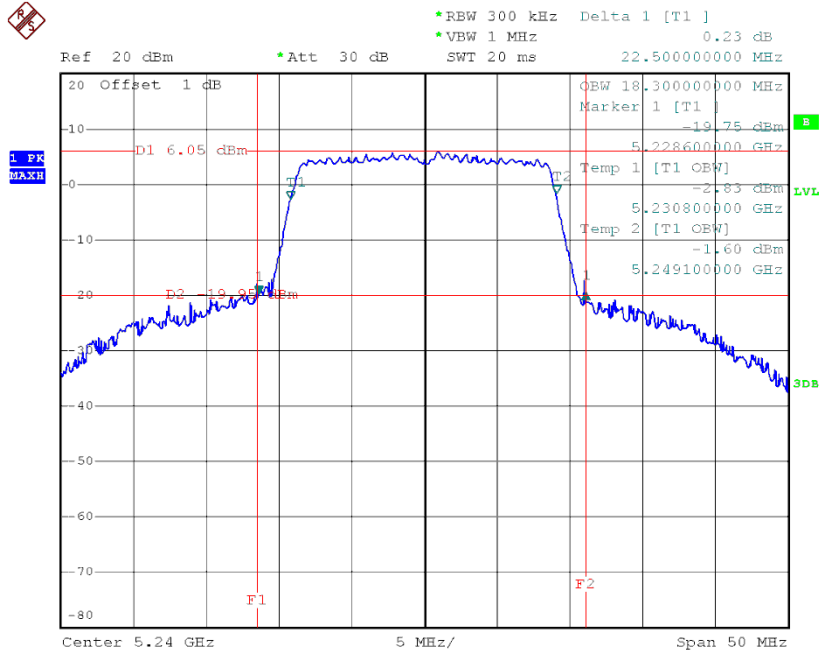
Date: 26.JUN.2014 21:19:29

TX CH40



Date: 26.JUN.2014 21:23:49

TX CH48

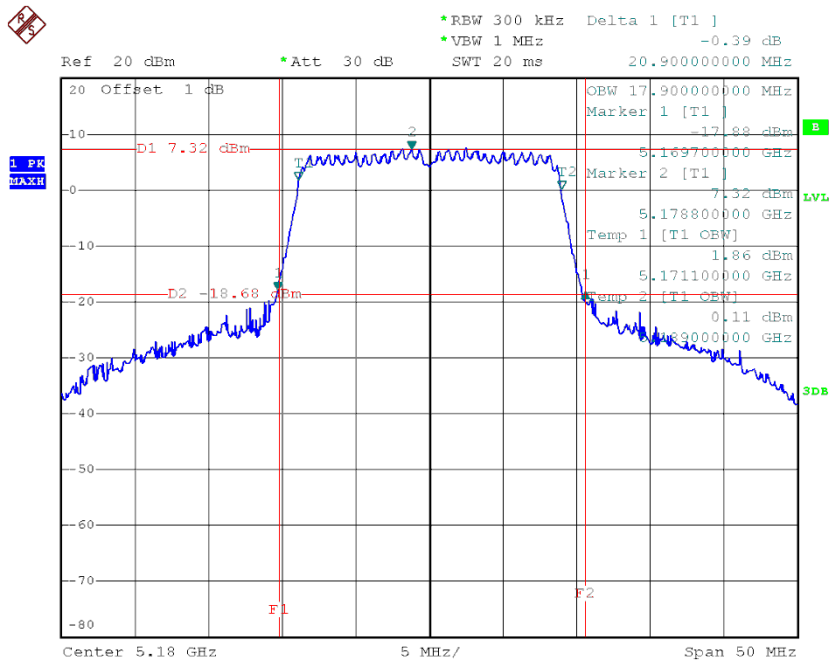


Date: 26.JUN.2014 21:21:23

Test Mode : Band 1/TX N20 Mode_CH36/CH40/CH48_ANT4

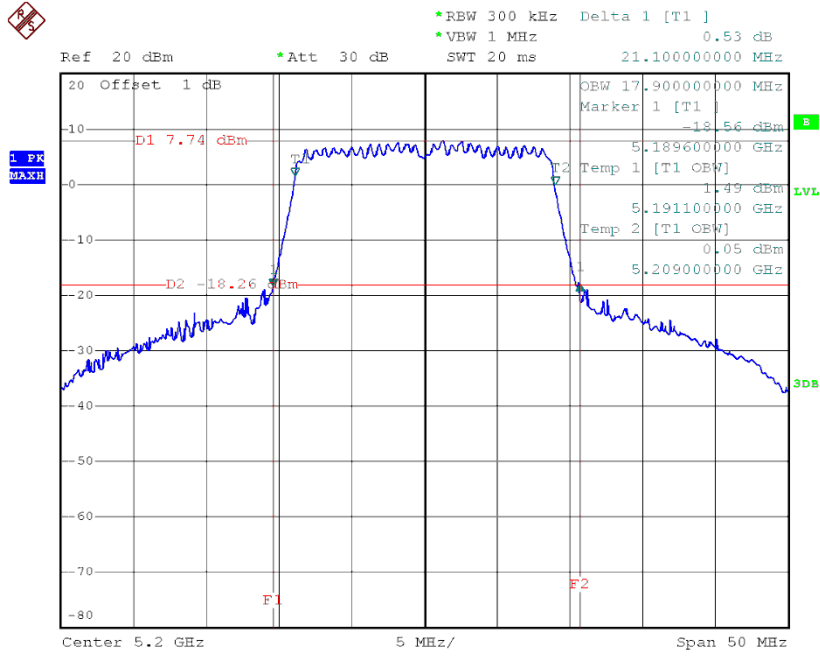
Channel	Frequency (MHz)	26dB Bandwidth (MHz)	99% Occupied Bandwidth (MHz)
CH36	5180	20.90	17.90
CH40	5210	21.10	17.90
CH48	5240	21.00	18.00

TX CH36



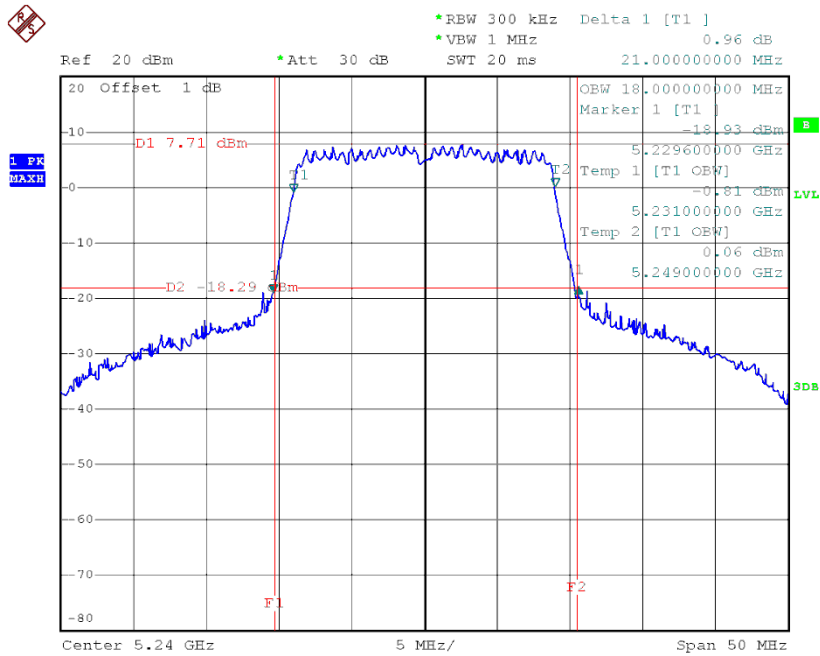
Date: 26.JUN.2014 22:19:36

TX CH40



Date: 26.JUN.2014 22:22:09

TX CH48



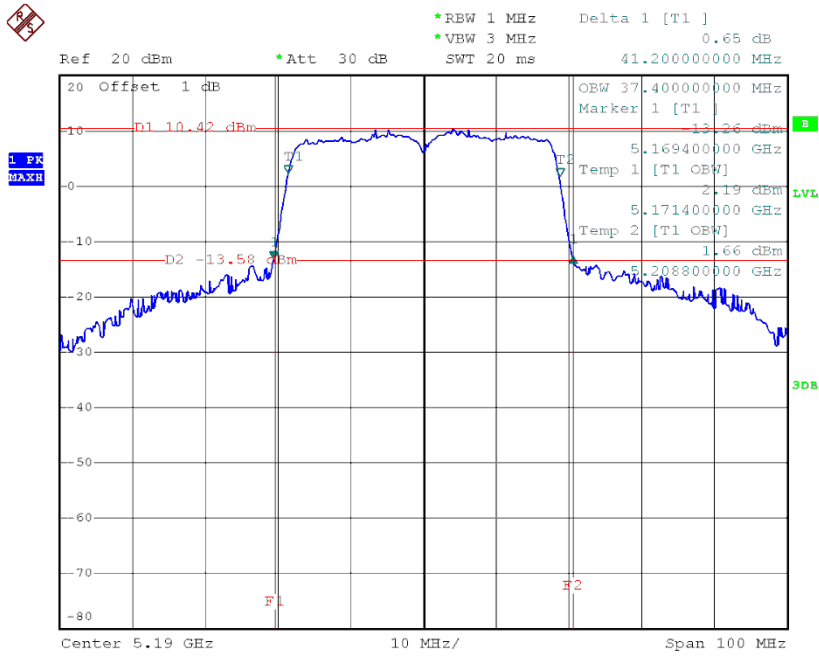
Date: 26.JUN.2014 22:24:14



Test Mode : Band 1/TX N40 Mode_CH38/CH46_ANT2

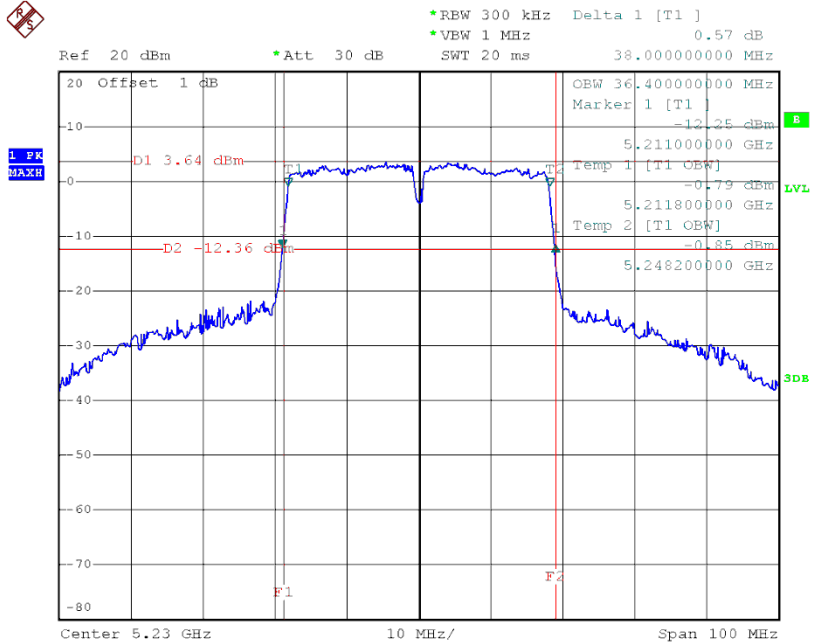
Channel	Frequency (MHz)	26dB Bandwidth (MHz)	99% Occupied Bandwidth (MHz)
CH38	5190	41.20	37.40
CH46	5230	38.00	36.40

TX CH38



Date: 26.JUN.2014 20:39:55

TX CH46

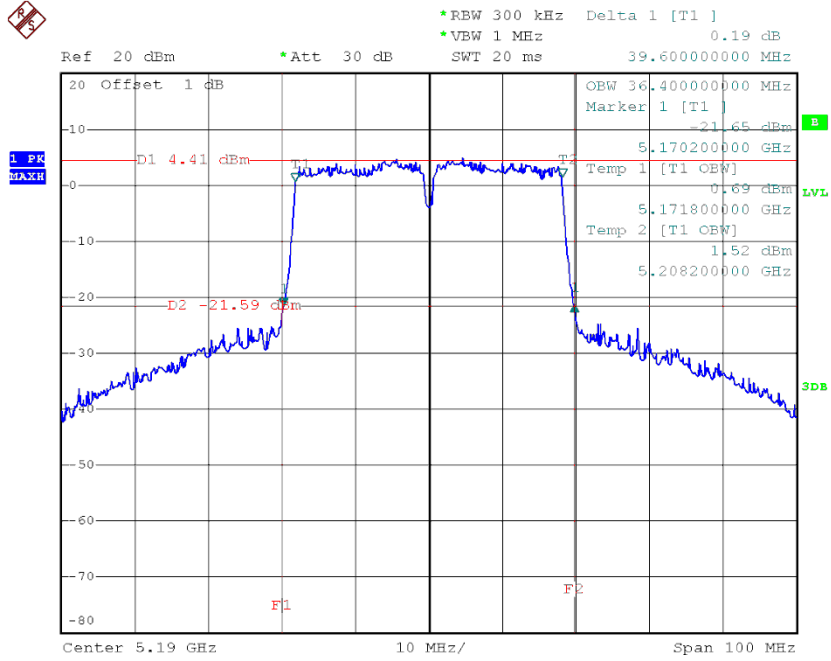


Date: 26.JUN.2014 20:46:35

Test Mode : Band 1/TX N40 Mode_CH38/CH46_ANT4

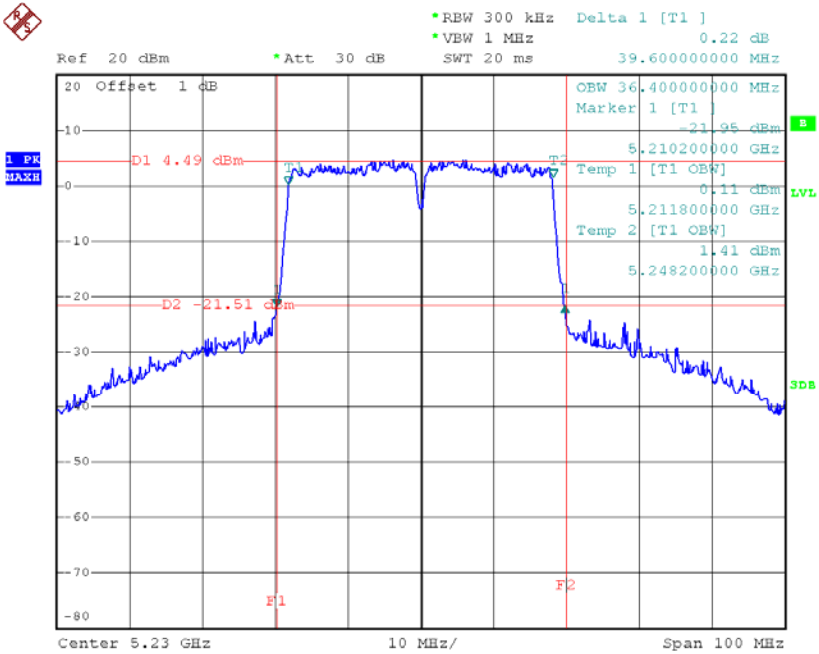
Channel	Frequency (MHz)	26dB Bandwidth (MHz)	99% Occupied Bandwidth (MHz)
CH38	5190	39.60	36.40
CH46	5230	39.60	36.40

TX CH38



Date: 26.JUN.2014 22:26:39

TX CH46

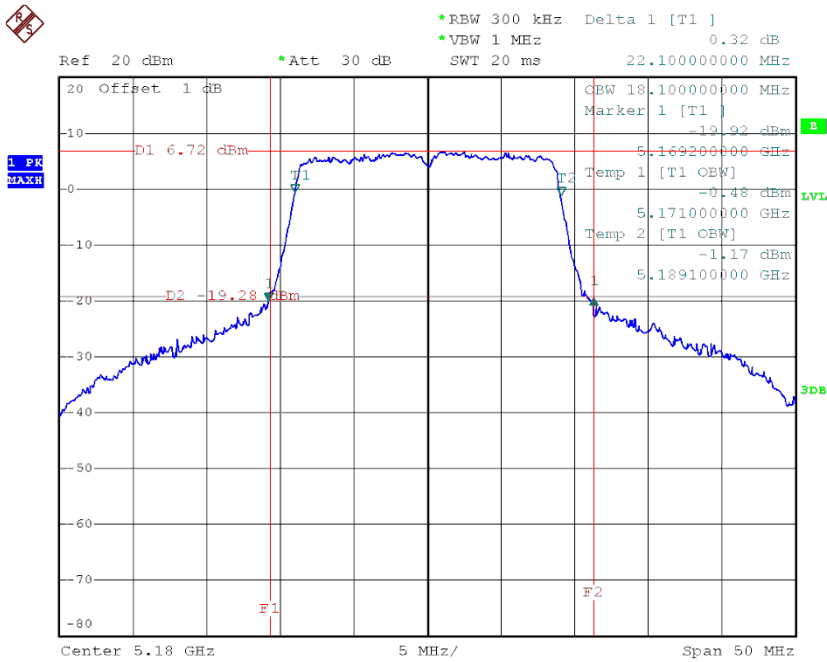


Date: 26.JUN.2014 22:30:12

Test Mode : Band 1/TX AC N20 Mode_CH36/CH40/CH48_ANT2

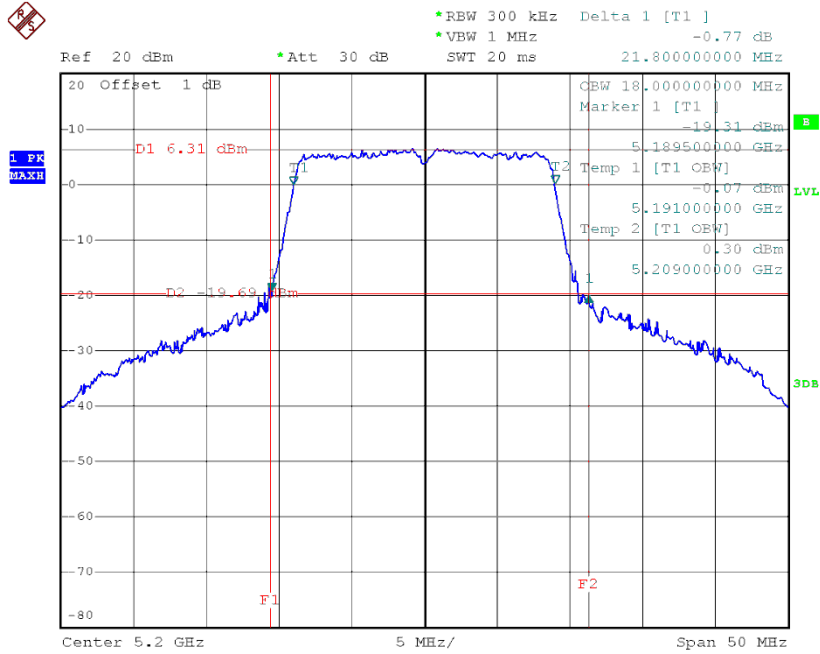
Channel	Frequency (MHz)	26dB Bandwidth (MHz)	99% Occupied Bandwidth (MHz)
CH36	5180	22.10	18.10
CH40	5210	21.80	18.00
CH48	5240	21.20	18.40

TX CH36



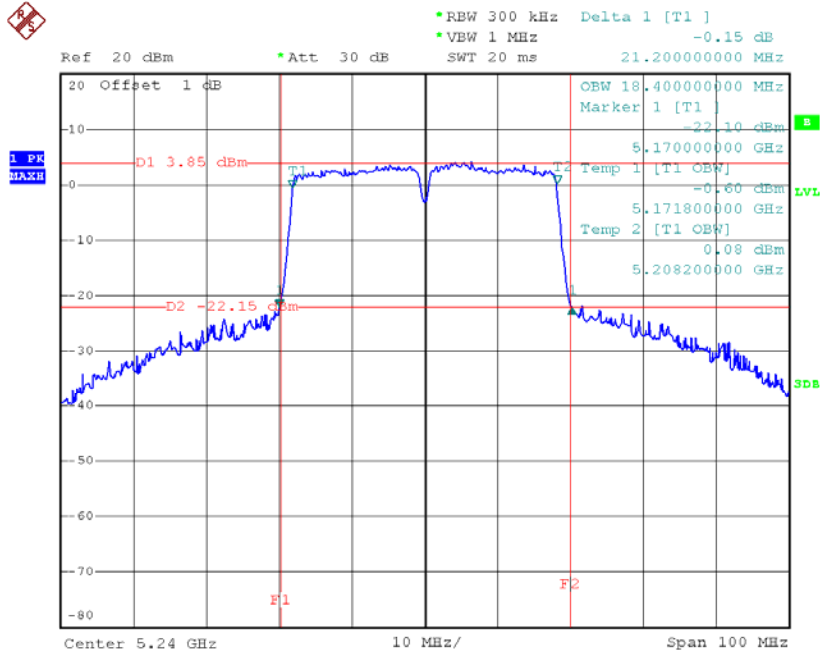
Date: 26.JUN.2014 21:25:36

TX CH40



Date: 26.JUN.2014 21:26:31

TX CH48

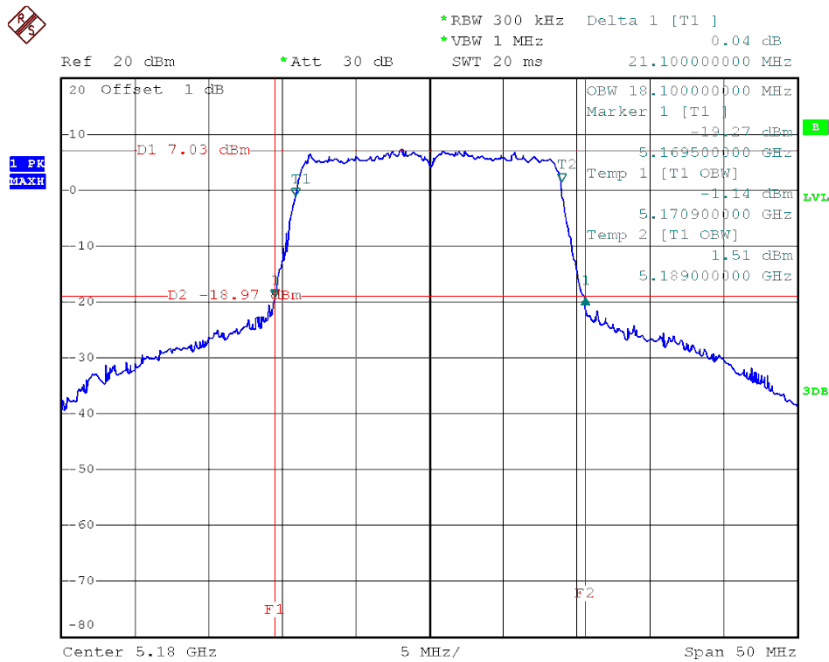


Date: 26.JUN.2014 21:28:06

Test Mode : Band 1/TX AC N20 Mode_CH36/CH40/CH48_ANT4

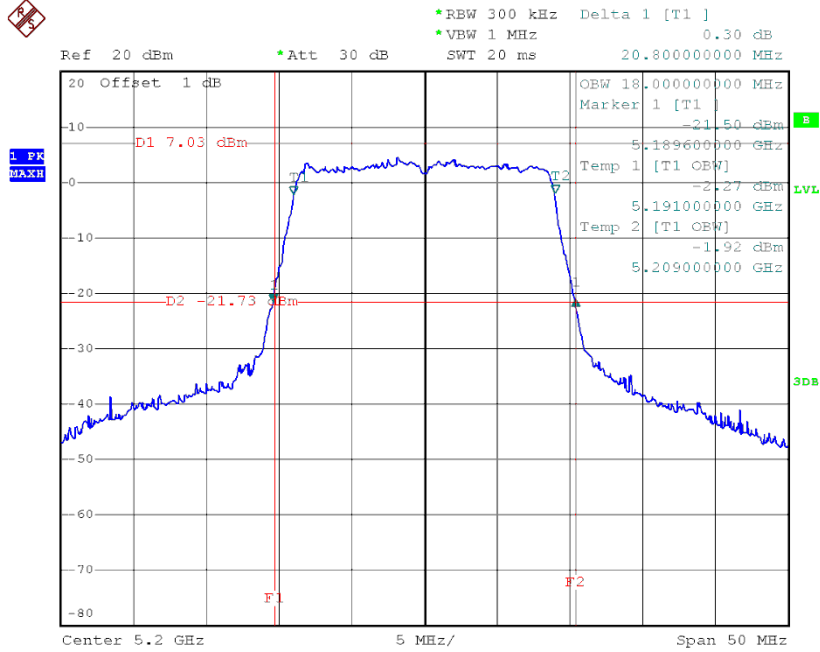
Channel	Frequency (MHz)	26dB Bandwidth (MHz)	99% Occupied Bandwidth (MHz)
CH36	5180	21.11	18.10
CH40	5210	20.80	18.00
CH48	5240	20.90	18.00

TX CH36



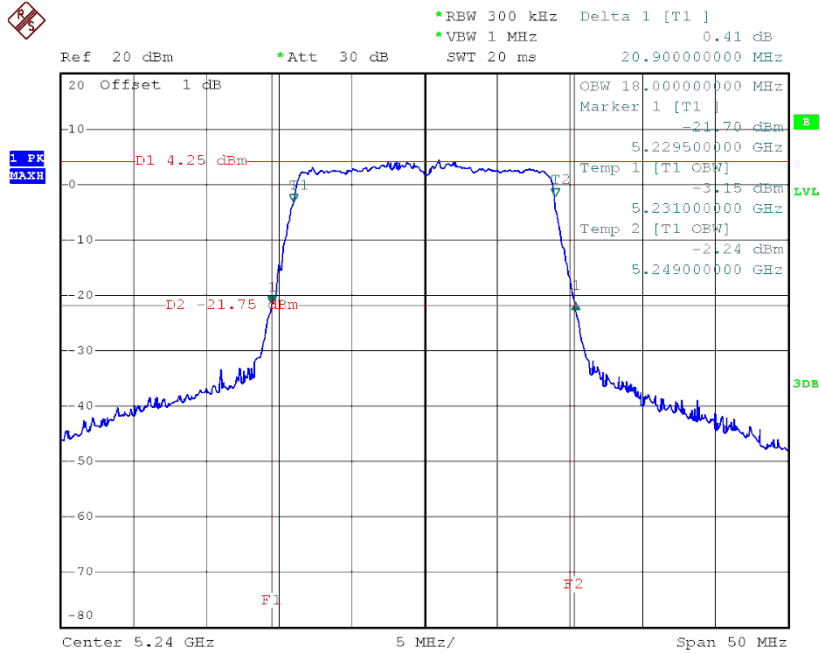
Date: 26.JUN.2014 22:34:26

TX CH40



Date: 26.JUN.2014 22:45:36

TX CH48

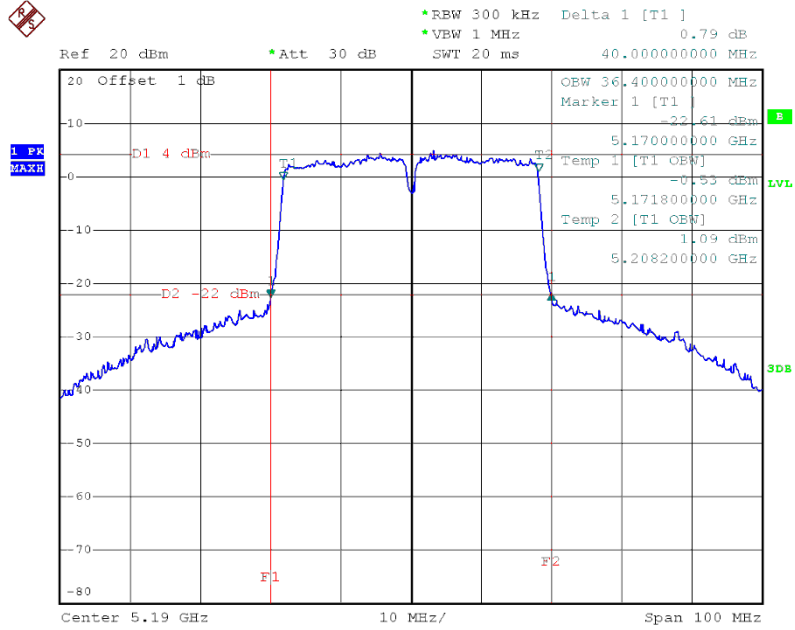


Date: 26.JUN.2014 22:50:50

Test Mode : Band 1/TX AC N40 Mode_CH38/CH46_ANT2

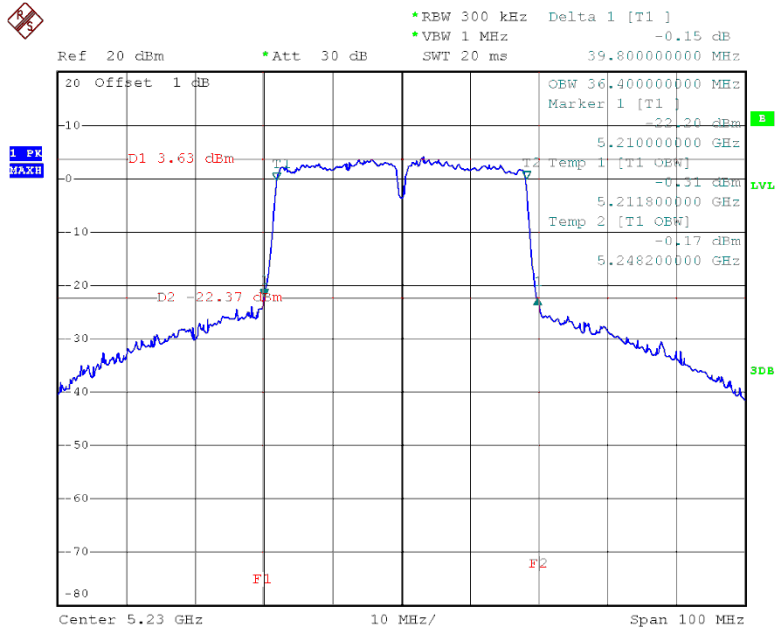
Channel	Frequency (MHz)	26dB Bandwidth (MHz)	99% Occupied Bandwidth (MHz)
CH38	5190	40.00	36.40
CH46	5230	39.80	36.40

TX CH38



Date: 26.JUN.2014 20:55:43

TX CH46

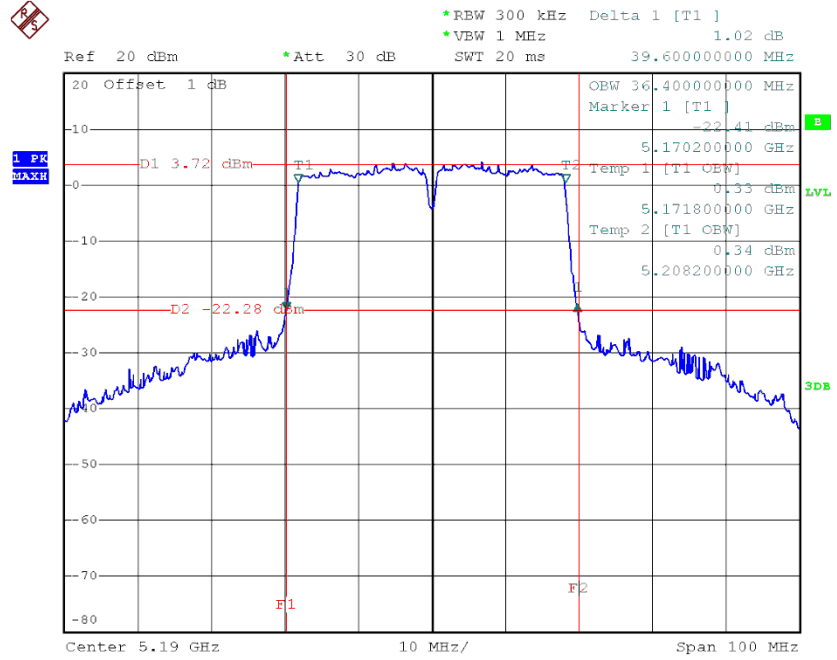


Date: 26.JUN.2014 21:00:36

Test Mode : Band 1/TX AC N40 Mode_CH38/CH46_ANT4

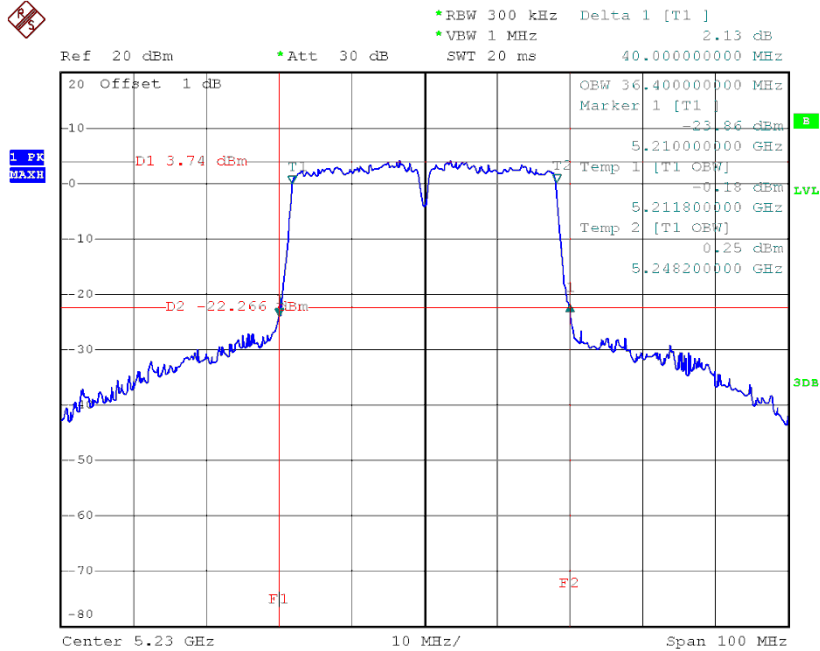
Channel	Frequency (MHz)	26dB Bandwidth (MHz)	99% Occupied Bandwidth (MHz)
CH38	5190	39.60	36.40
CH46	5230	40.00	36.40

TX CH38



Date: 26.JUN.2014 22:55:39

TX CH46

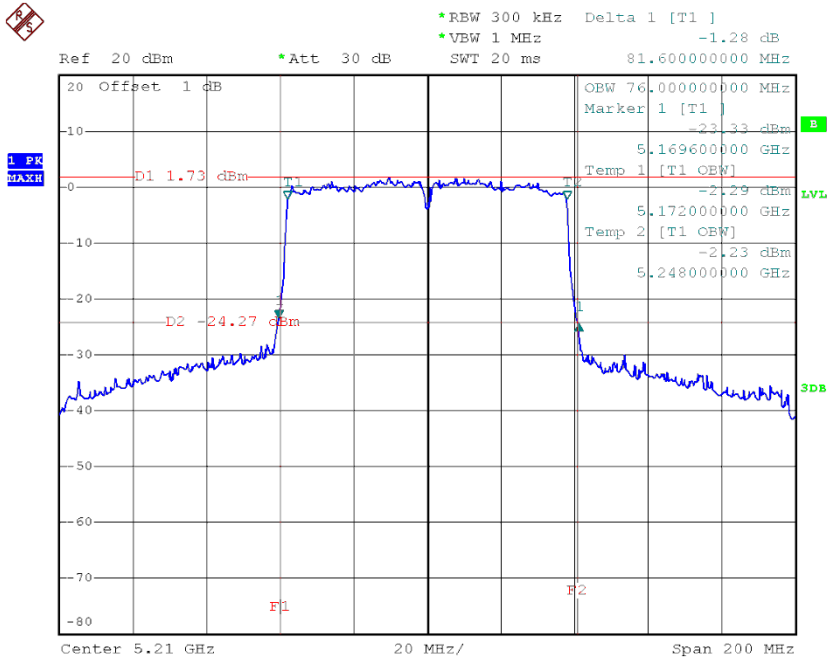


Date: 26.JUN.2014 22:57:23

Test Mode : Band 1/TX AC N80 Mode_CH42_ANT2

Channel	Frequency (MHz)	26dB Bandwidth (MHz)	99% Occupied Bandwidth (MHz)
CH42	5210	81.60	76.00

TX CH42

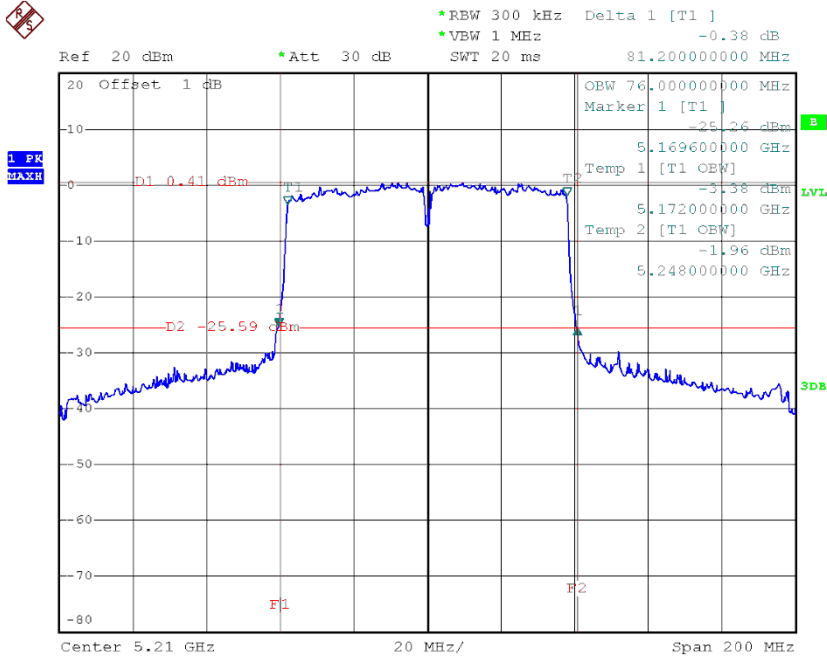


Date: 26.JUN.2014 23:37:06

Test Mode : Band 1/TX AC N80 Mode_CH42_ANT4

Channel	Frequency (MHz)	26dB Bandwidth (MHz)	99% Occupied Bandwidth (MHz)
CH42	5210	81.20	76.00

TX CH42

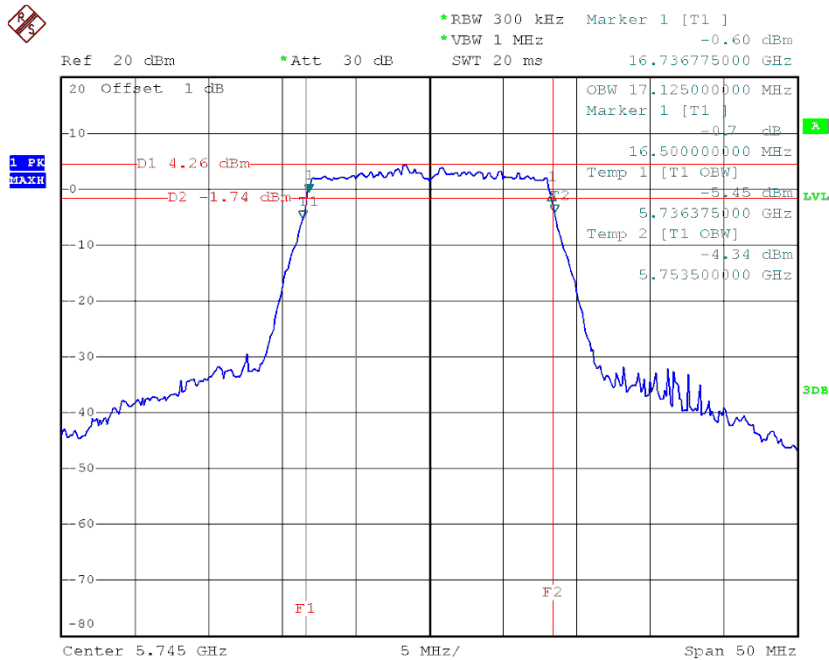


Date: 26.JUN.2014 22:59:52

Test Mode :Band 4/ TX A Mode_CH149/157/165

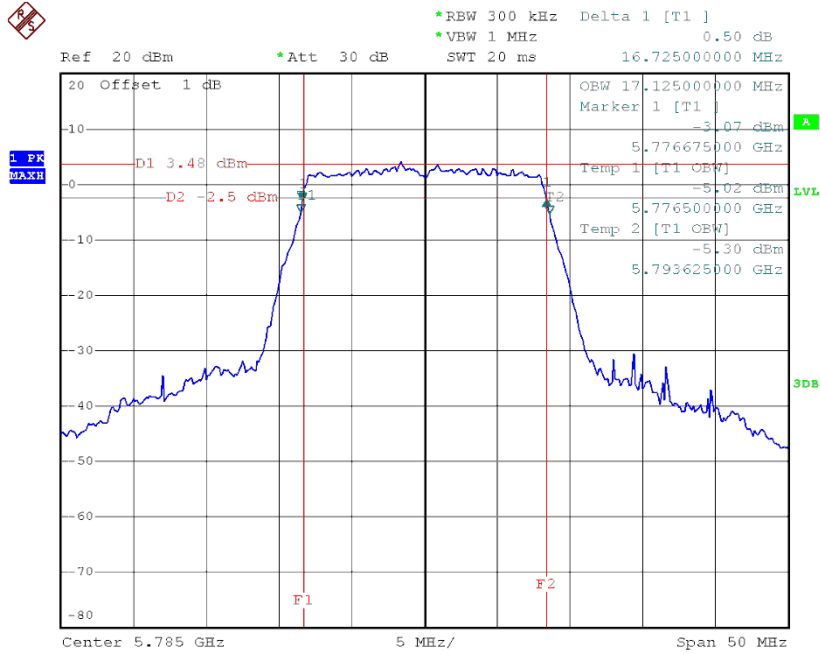
Test Channel	Frequency (MHz)	6dB Bandwidth (MHz)	99% Occupied BW (MHz)	Limit (MHz)
CH149	5745	16.74	17.13	>=500KHz
CH157	5785	16.73	17.13	>=500KHz
CH165	5825	16.70	17.25	>=500KHz

TX CH 149



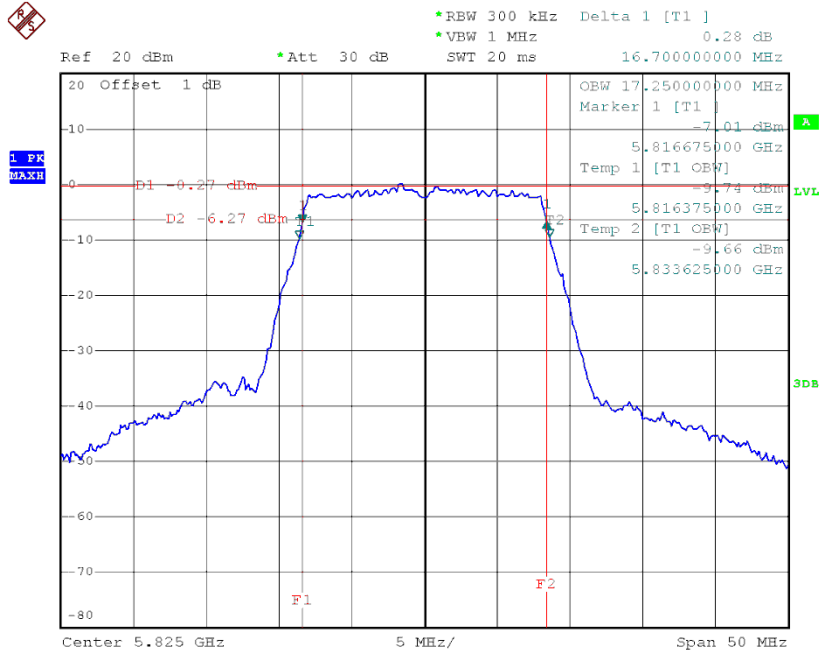
Date: 6.JUL.2014 15:38:28

TX CH 157



Date: 6.JUL.2014 15:40:41

TX CH 165

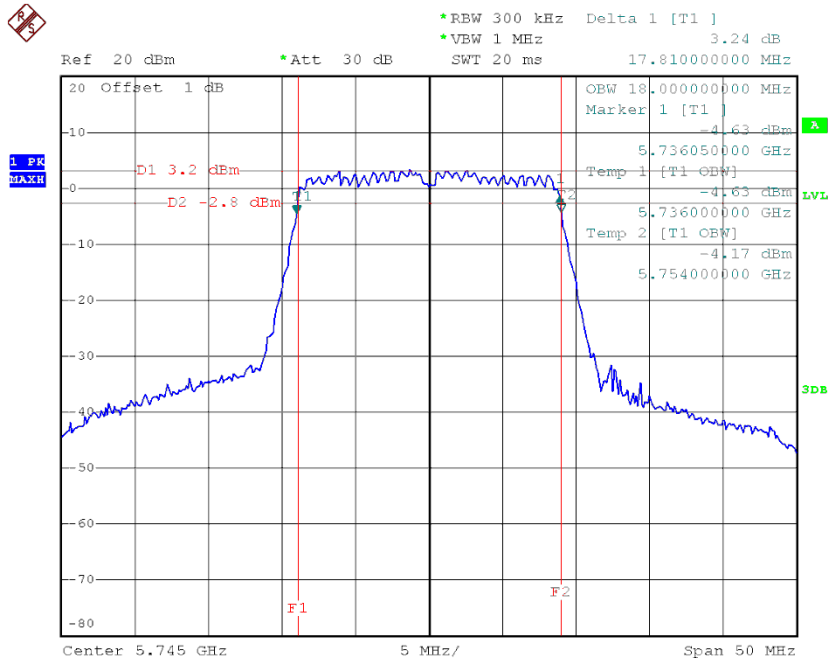


Date: 6.JUL.2014 15:42:32

Test Mode :Band 4/ TX N 20MHz Mode_CH149/157/165_ANT 2

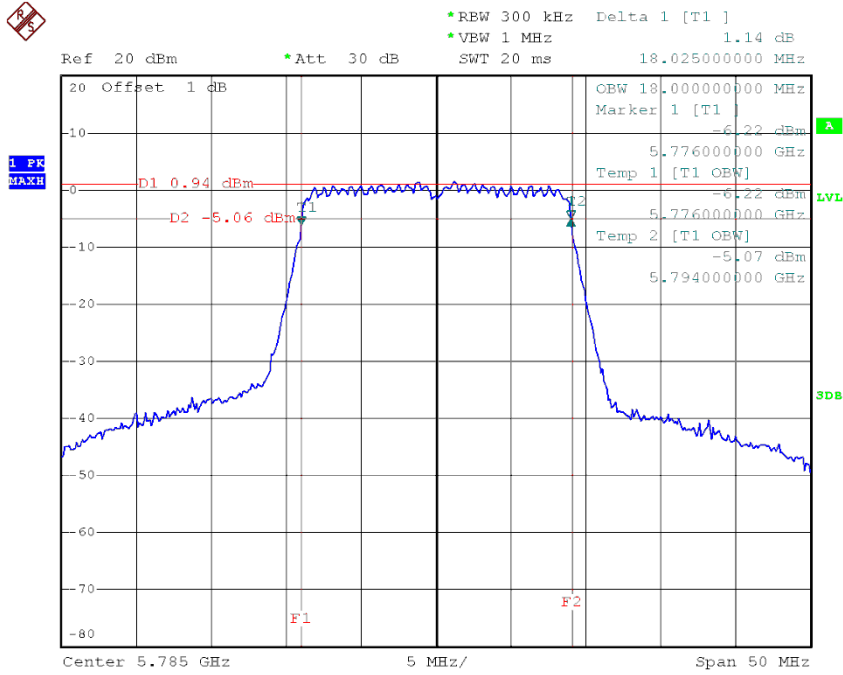
Test Channel	Frequency (MHz)	6dB Bandwidth (MHz)	99% Occupied BW (MHz)	Limit (MHz)
CH149	5745	17.81	18.00	>=500KHz
CH157	5785	18.03	18.00	>=500KHz
CH165	5825	17.83	17.88	>=500KHz

TX CH 149



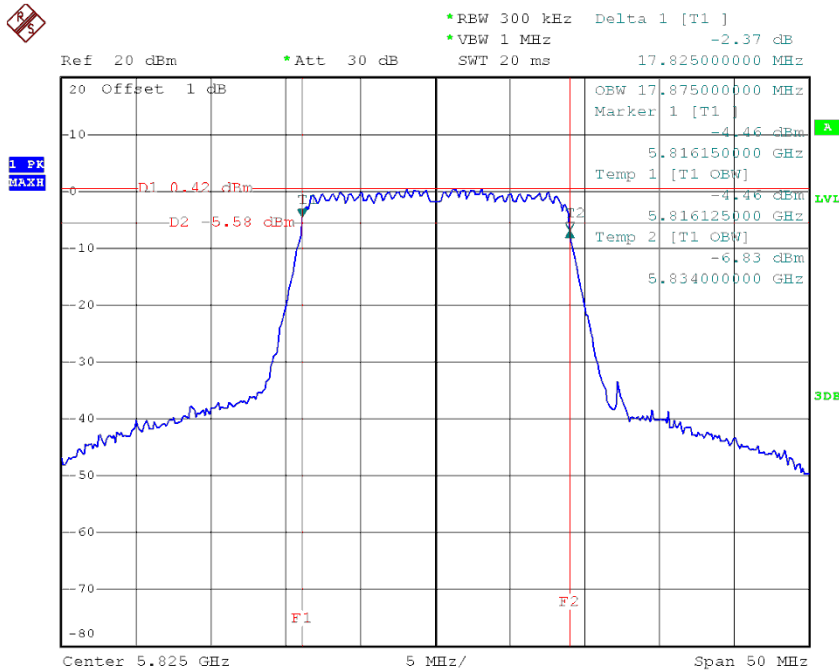
Date: 6.JUL.2014 15:52:51

TX CH 157



Date: 6.JUL.2014 15:50:32

TX CH 165

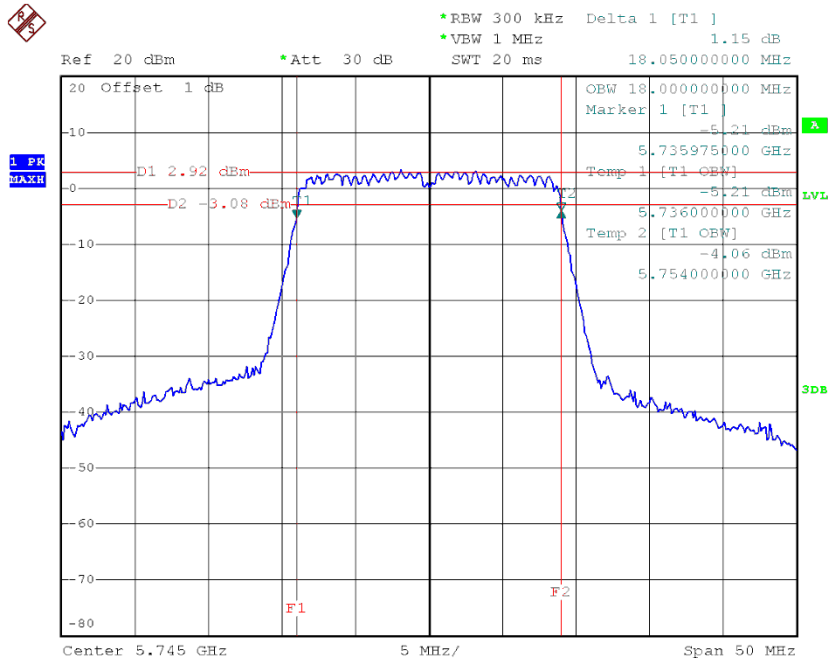


Date: 6.JUL.2014 15:48:20

Test Mode :Band 4/ TX N 20MHz Mode_CH149/157/165_ANT 4

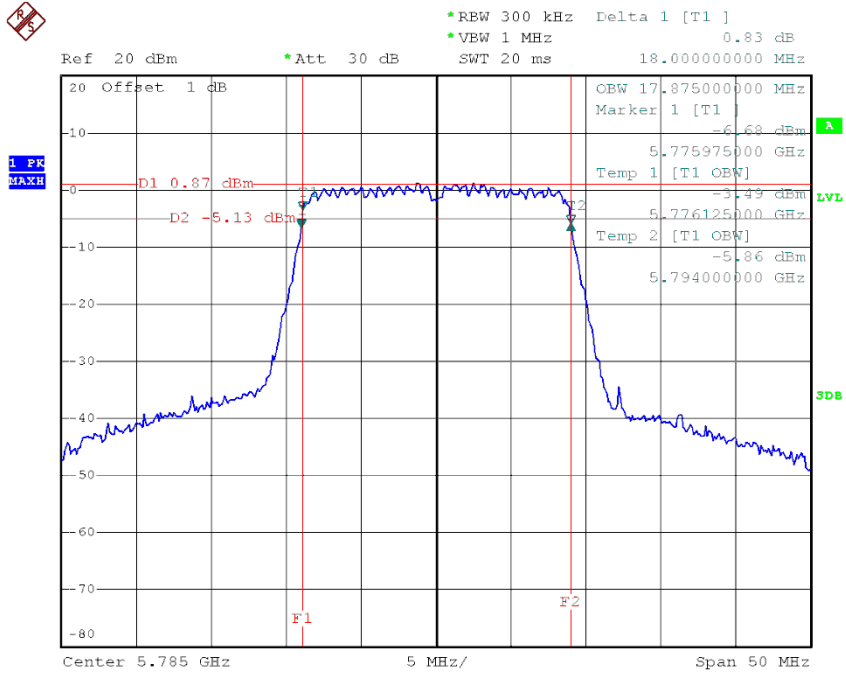
Test Channel	Frequency (MHz)	6dB Bandwidth (MHz)	99% Occupied BW (MHz)	Limit (MHz)
CH149	5745	18.50	18.00	>=500KHz
CH157	5785	18.00	17.88	>=500KHz
CH165	5825	17.98	18.00	>=500KHz

TX CH 149



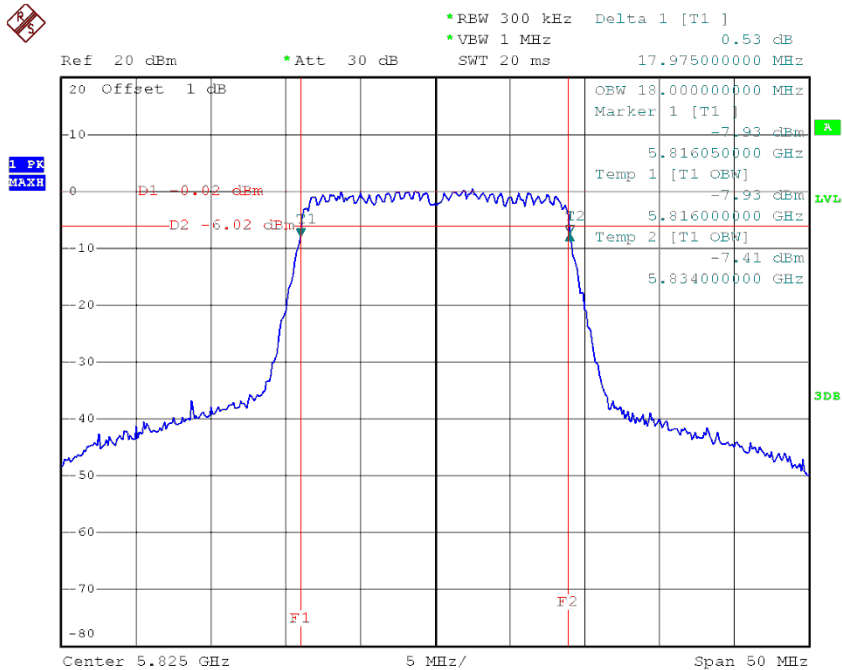
Date: 6.JUL.2014 16:31:39

TX CH 157



Date: 6.JUL.2014 16:30:16

TX CH 165

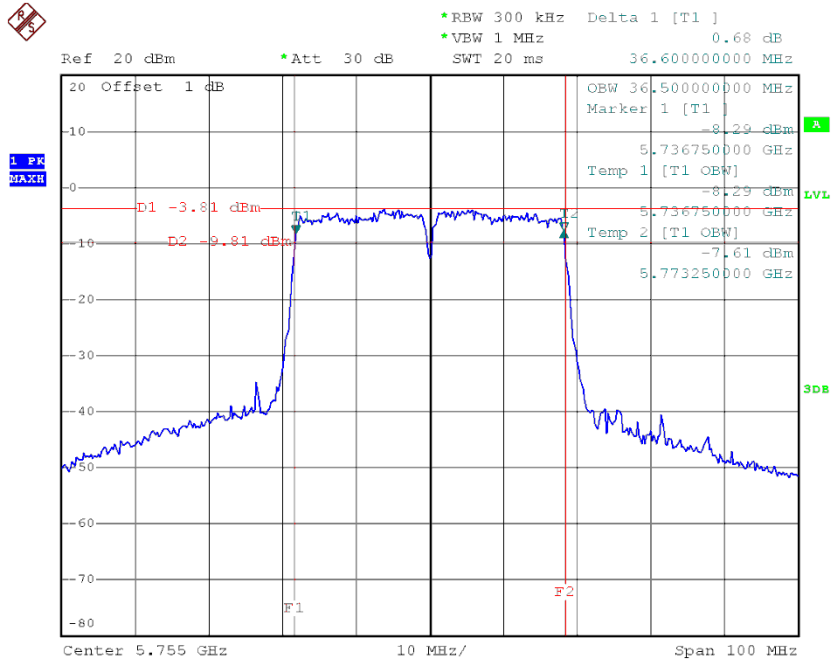


Date: 6.JUL.2014 16:28:51

Test Mode :Band 4/ TX N 40MHz Mode_CH151/159_ANT 2

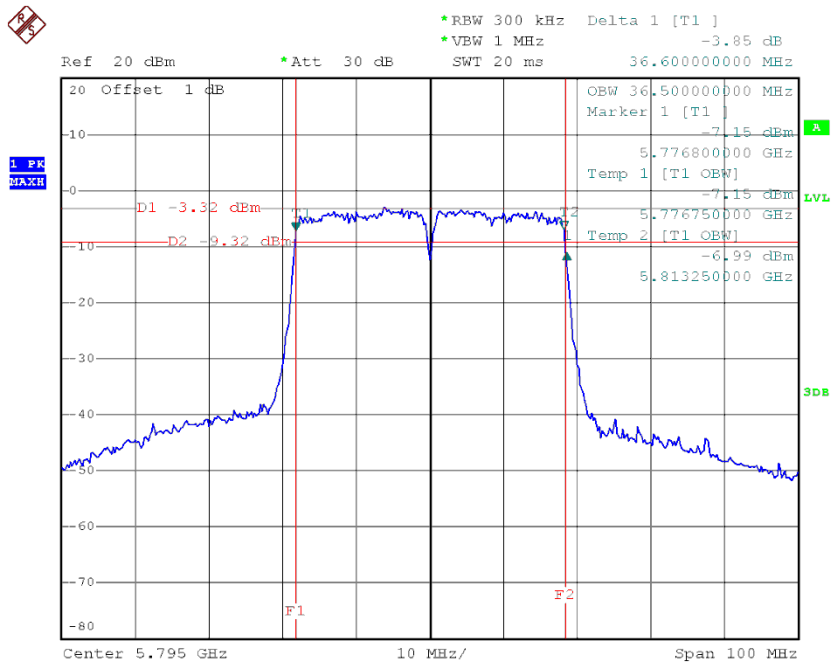
Test Channel	Frequency (MHz)	6dB Bandwidth (MHz)	99% Occupied BW (MHz)	Limit (MHz)
CH151	5755	36.60	36.50	>=500KHz
CH159	5795	36.60	36.50	>=500KHz

TX CH 151



Date: 6.JUL.2014 15:55:31

TX CH 159

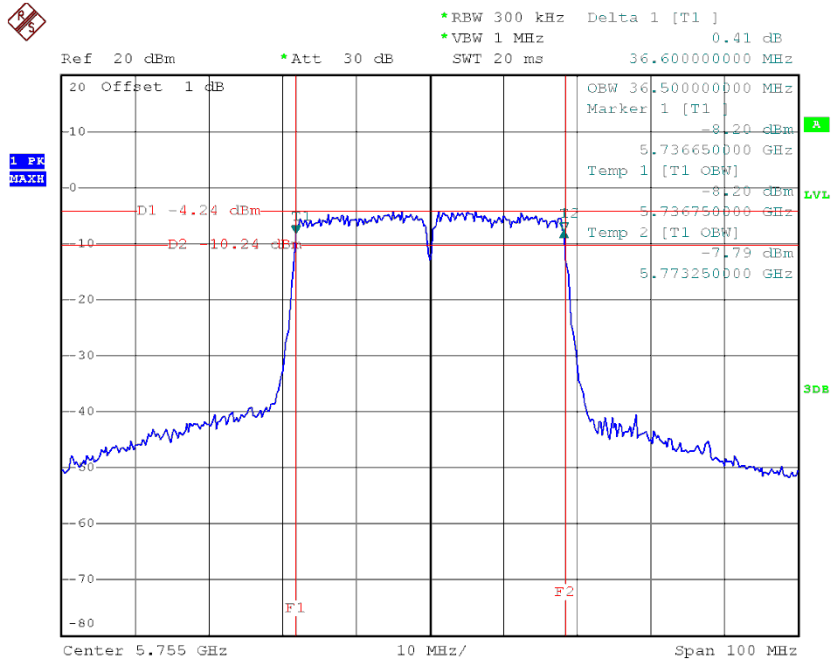


Date: 6.JUL.2014 15:56:34

Test Mode :Band 4/ TX N 40MHz Mode_CH151/159_ANT 4

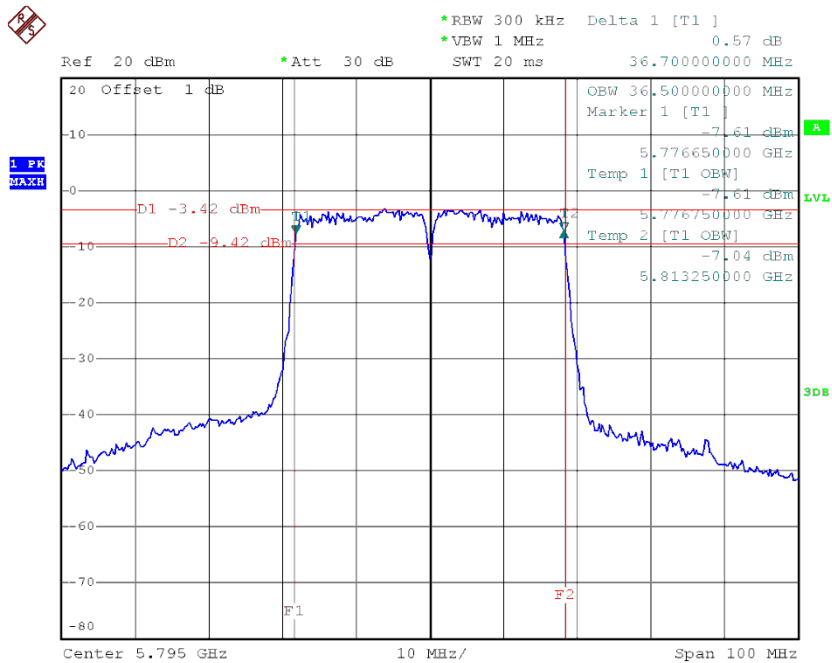
Test Channel	Frequency (MHz)	6dB Bandwidth (MHz)	99% Occupied BW (MHz)	Limit (MHz)
CH151	5755	36.60	36.50	>=500KHz
CH159	5795	36.70	36.50	>=500KHz

TX CH 151



Date: 6.JUL.2014 16:39:50

TX CH 159

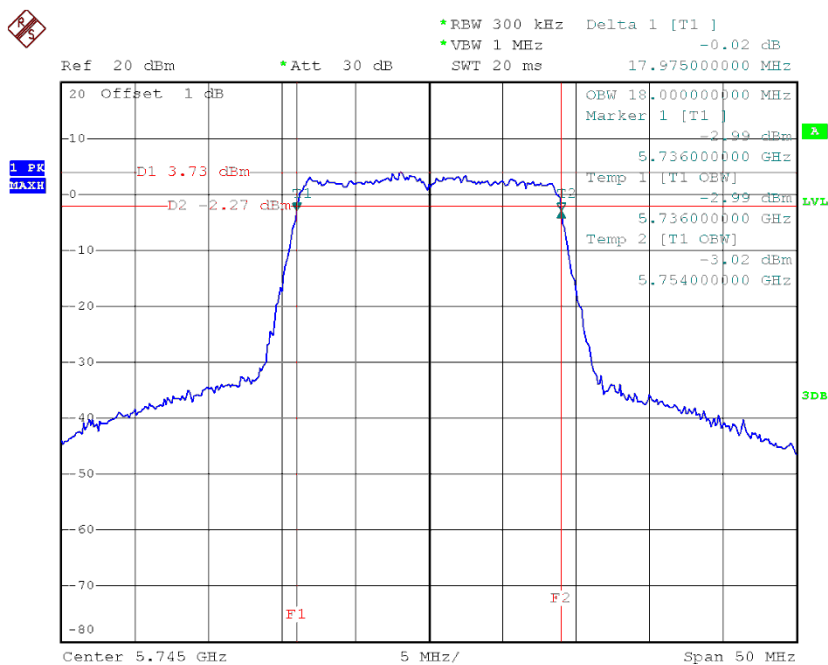


Date: 6.JUL.2014 16:42:15

Test Mode :Band 4/ TX AC N-20MHz Mode_CH149/157/165_ANT 2

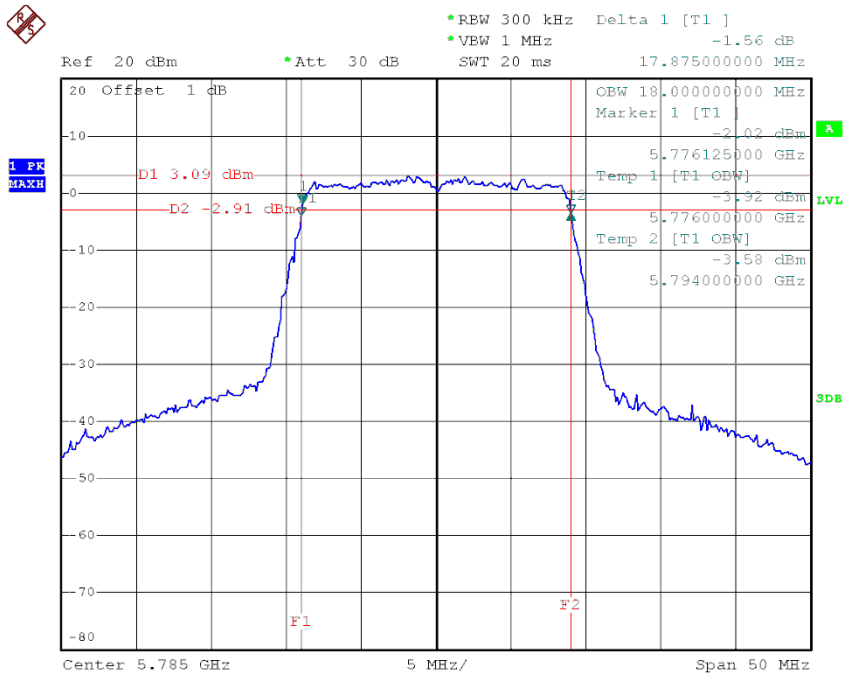
Test Channel	Frequency (MHz)	6dB Bandwidth (MHz)	99% Occupied BW (MHz)	Limit (MHz)
CH149	5745	17.98	18.00	>=500KHz
CH157	5785	17.88	18.00	>=500KHz
CH165	5825	17.93	18.00	>=500KHz

TX CH 149



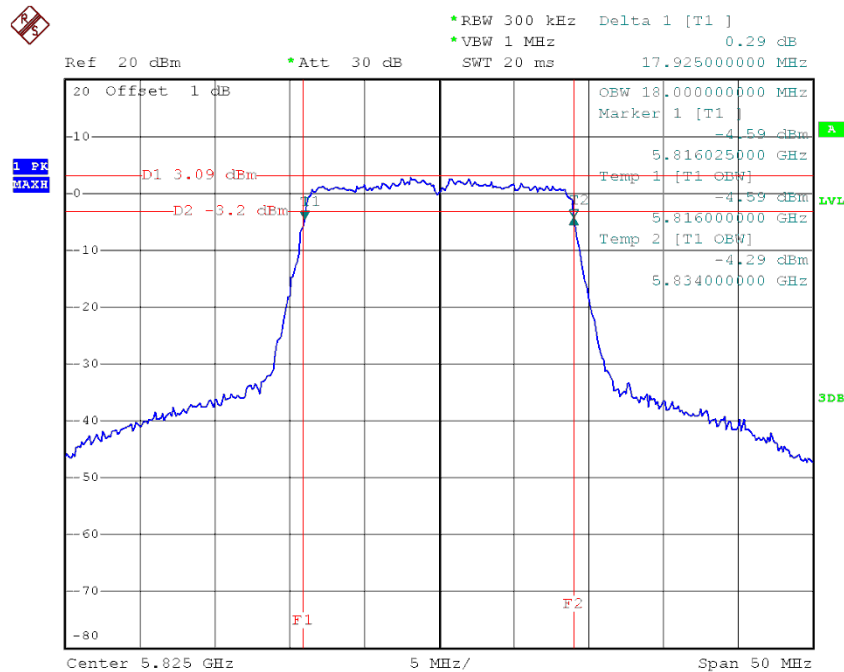
Date: 6.JUL.2014 15:59:39

TX CH 157



Date: 6.JUL.2014 16:01:03

TX CH 165

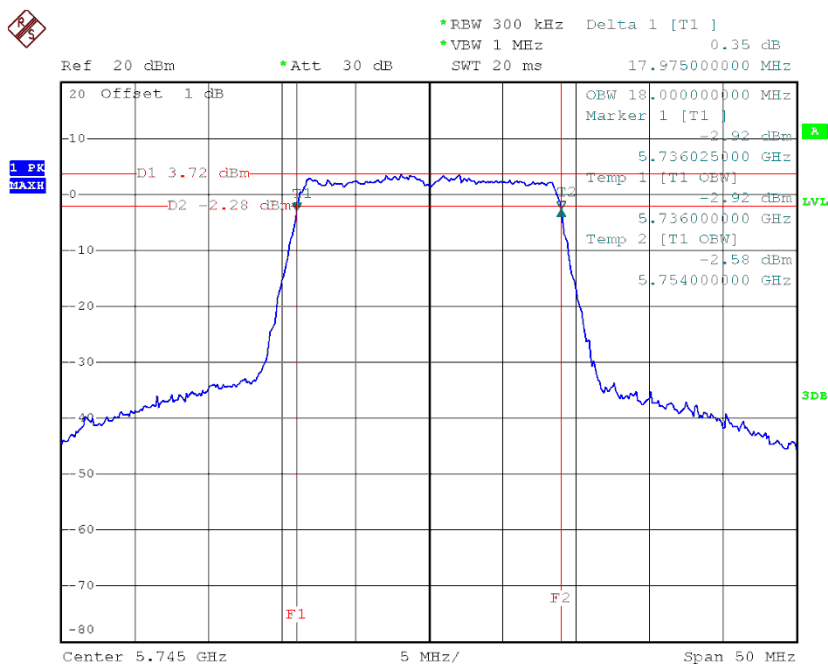


Date: 6.JUL.2014 16:02:03

Test Mode :Band 4/ TX AC N-20MHz Mode_CH149/157/165_ANT 4

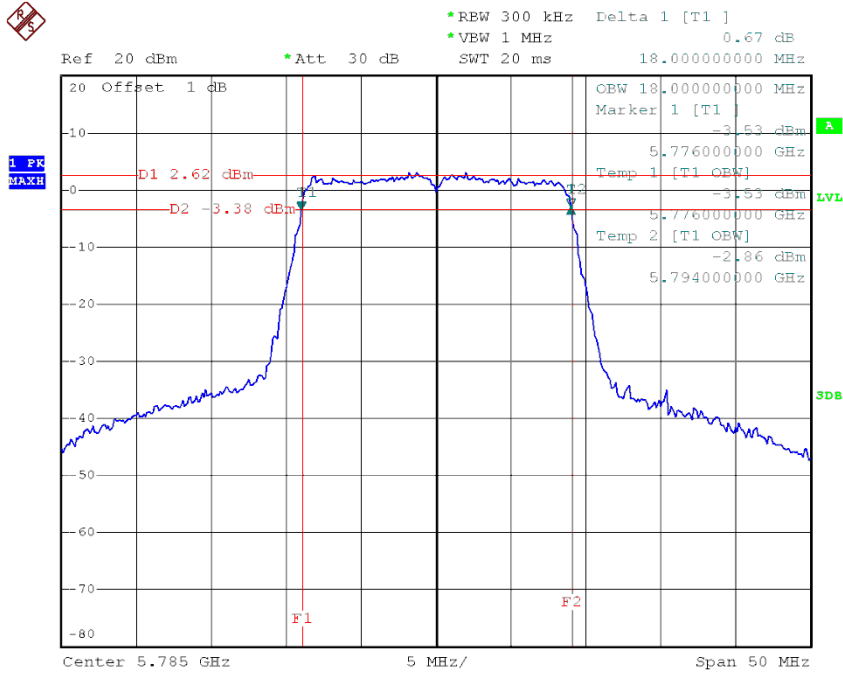
Test Channel	Frequency (MHz)	6dB Bandwidth (MHz)	99% Occupied BW (MHz)	Limit (MHz)
CH149	5745	17.98	18.00	>=500KHz
CH157	5785	18.00	18.00	>=500KHz
CH165	5825	18.00	18.00	>=500KHz

TX CH 149



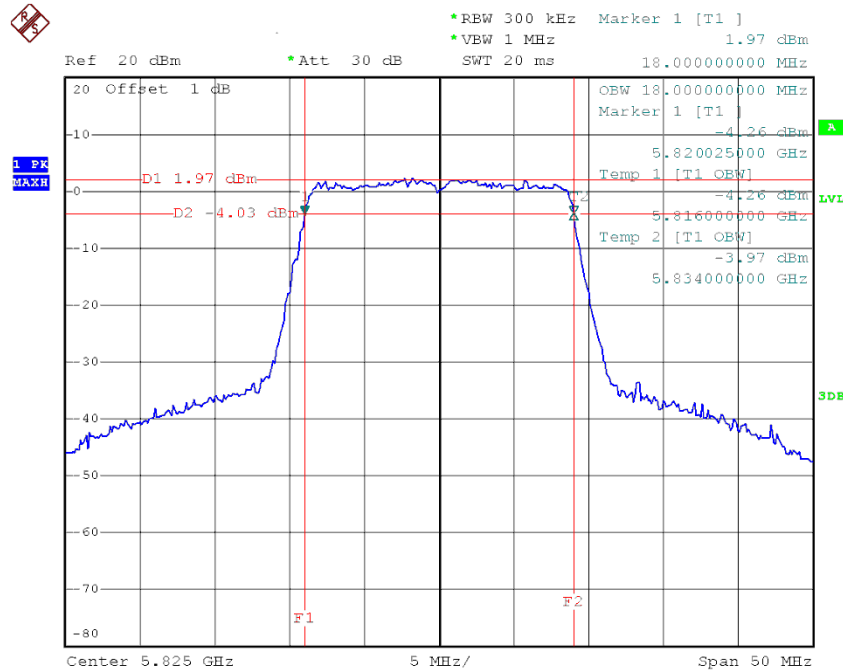
Date: 6.JUL.2014 16:23:10

TX CH 157



Date: 6.JUL.2014 16:24:56

TX CH 165

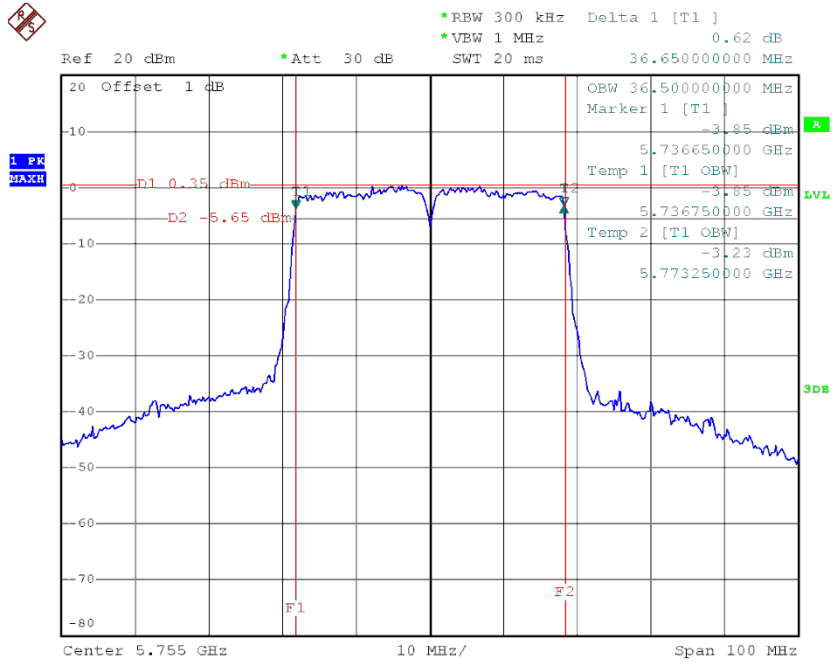


Date: 6.JUL.2014 16:26:47

Test Mode :Band 4/ TX AC N 40MHz Mode_CH151/159_ANT 2

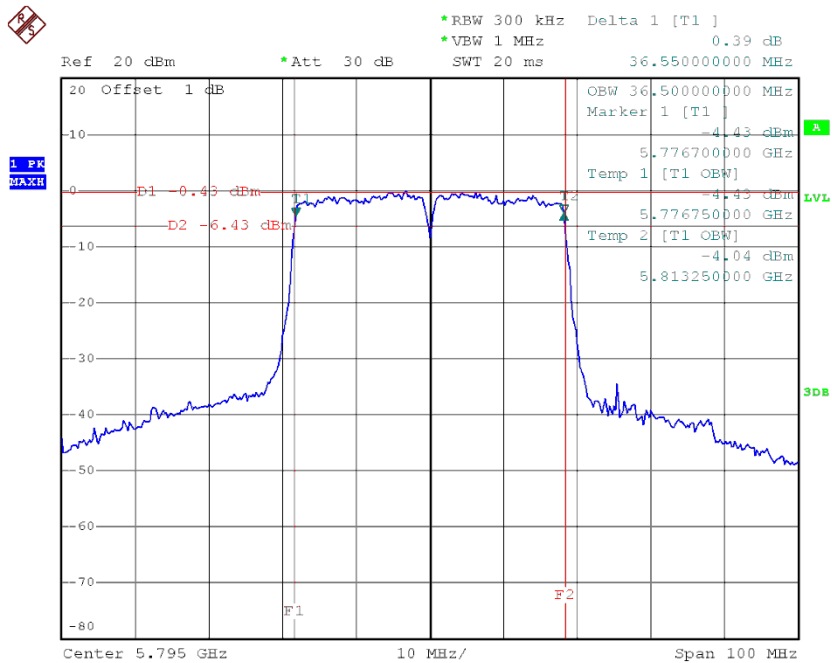
Test Channel	Frequency (MHz)	6dB Bandwidth (MHz)	99% Occupied BW (MHz)	Limit (MHz)
CH151	5755	36.65	36.50	>=500KHz
CH159	5795	36.55	36.50	>=500KHz

TX CH 151



Date: 6.JUL.2014 16:04:26

TX CH 159

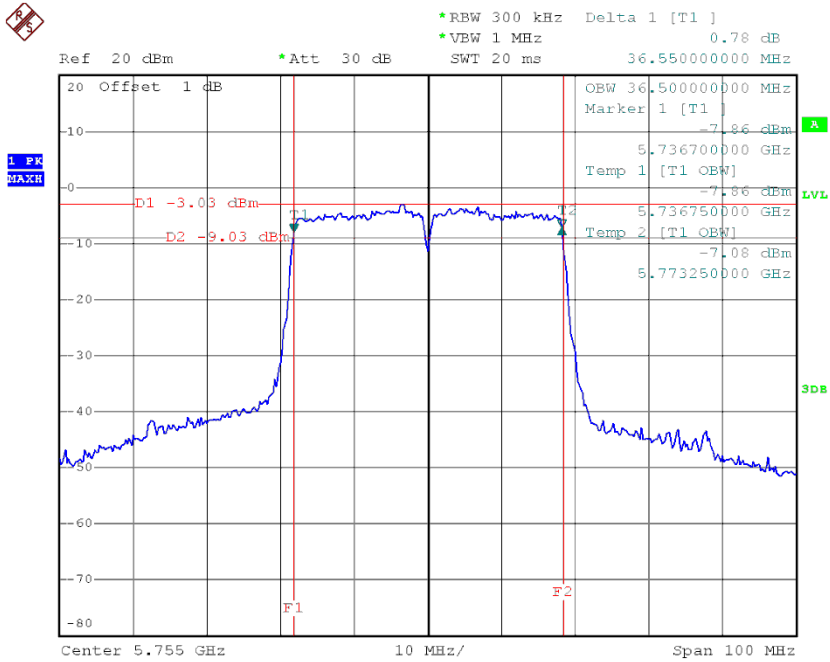


Date: 6.JUL.2014 16:06:47

Test Mode :Band 4/ TX AC N 40MHz Mode_CH151/159_ANT 4

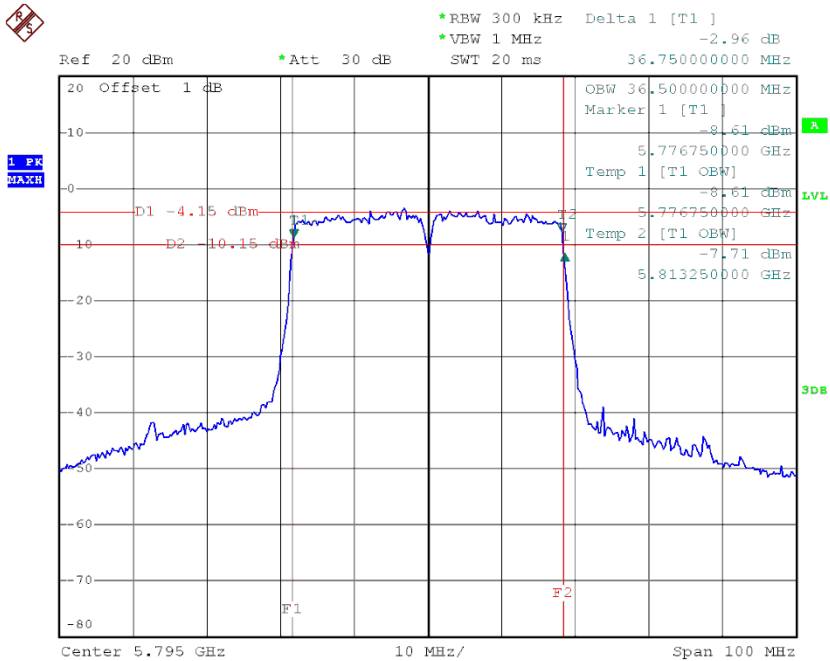
Test Channel	Frequency (MHz)	6dB Bandwidth (MHz)	99% Occupied BW (MHz)	Limit (MHz)
CH151	5755	36.55	36.50	>=500KHz
CH159	5795	36.75	36.50	>=500KHz

TX CH 151



Date: 6.JUL.2014 16:18:41

TX CH 159

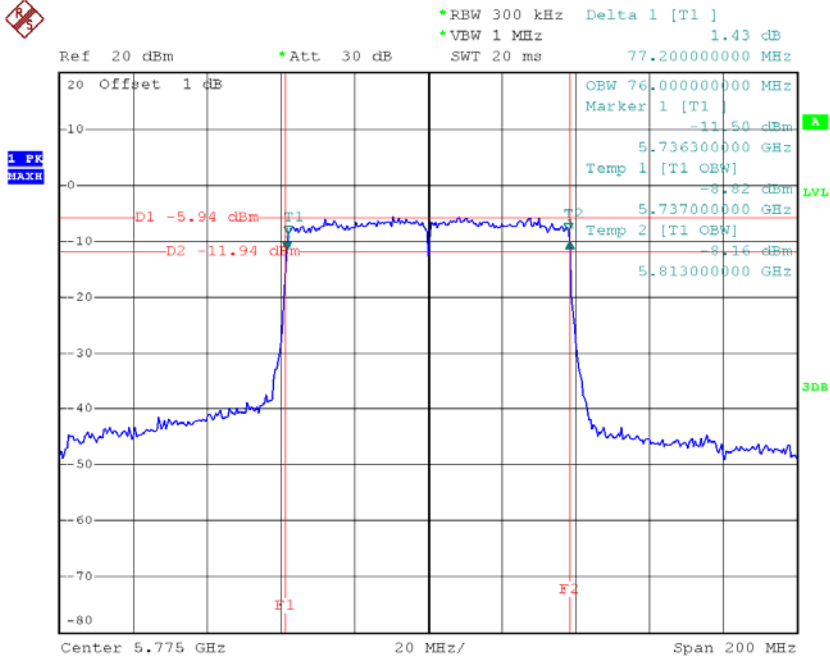


Date: 6.JUL.2014 16:20:26

Test Mode :Band 4/ TX AC N-80MHz Mode_CH155_ANT 2

Test Channel	Frequency (MHz)	6dB Bandwidth (MHz)	99% Occupied BW (MHz)	Limit (MHz)
CH155	5210	77.20	76.00	>=500KHz

TX CH 155

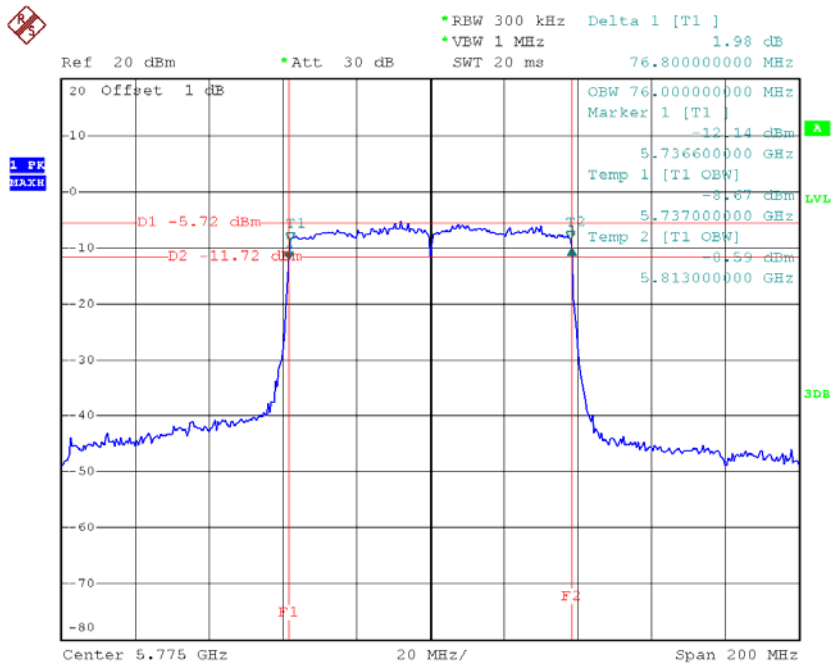


Date: 6.JUL.2014 16:09:53

Test Mode :Band 4/ TX AC N-80MHz Mode_CH155_ANT 4

Test Channel	Frequency (MHz)	6dB Bandwidth (MHz)	99% Occupied BW (MHz)	Limit (MHz)
CH155	5210	76.80	76.00	>=500KHz

TX CH 155



Date: 6.JUL.2014 16:16:51



ATTACHMENT F - MAXIMUM OUTPUT POWER

Test Mode :Band 1/TX A Mode				
Test Channel	Frequency (MHz)	Conducted Output Power (dBm)	Limit (dBm)	Limit (Watt)
CH36	5180	16.87	24.00	0.25
CH40	5200	15.91	24.00	0.25
CH48	5240	17.10	24.00	0.25

Test Mode :Band 1/TX N20 Mode-ANT 2

Test Channel	Frequency (MHz)	Conducted Output Power (dBm)	Limit (dBm)	Limit (Watt)
CH36	5180	11.51	24.00	0.25
CH40	5200	11.53	24.00	0.25
CH48	5240	11.94	24.00	0.25

Test Mode :Band 1/TX N20 Mode-ANT 4

Test Channel	Frequency (MHz)	Conducted Output Power (dBm)	Limit (dBm)	Limit (Watt)
CH36	5180	13.21	24.00	0.25
CH40	5200	12.97	24.00	0.25
CH48	5240	12.84	24.00	0.25

Test Mode :Band 1/TX N20 Mode-Total

Test Channel	Frequency (MHz)	Conducted Output Power (dBm)	Limit (dBm)	Limit (Watt)
CH36	5180	15.45	24.00	0.25
CH40	5200	15.32	24.00	0.25
CH48	5240	15.42	24.00	0.25

Test Mode : Band 1/TX N40 Mode-ANT 2				
Test Channel	Frequency (MHz)	Conducted Output Power (dBm)	Limit (dBm)	Limit (Watt)
CH38	5190	11.04	24.00	0.25
CH46	5230	11.04	24.00	0.25

Test Mode : Band 1/TX N40 Mode-ANT 4				
Test Channel	Frequency (MHz)	Conducted Output Power (dBm)	Limit (dBm)	Limit (Watt)
CH38	5190	12.37	24.00	0.25
CH46	5230	12.28	24.00	0.25

Test Mode : Band 1/TX N40 Mode-Total				
Test Channel	Frequency (MHz)	Conducted Output Power (dBm)	Limit (dBm)	Limit (Watt)
CH38	5190	14.77	24.00	0.25
CH46	5230	14.71	24.00	0.25

Test Mode :Band 1/TX AC N20 Mode-ANT 2				
Test Channel	Frequency (MHz)	Conducted Output Power (dBm)	Limit (dBm)	Limit (Watt)
CH36	5180	12.93	24.00	0.25
CH40	5200	12.97	24.00	0.25
CH48	5240	12.95	24.00	0.25

Test Mode :Band 1/TX AC N20 Mode-ANT 4				
Test Channel	Frequency (MHz)	Conducted Output Power (dBm)	Limit (dBm)	Limit (Watt)
CH36	5180	11.31	24.00	0.25
CH40	5200	11.54	24.00	0.25
CH48	5240	12.17	24.00	0.25

Test Mode :Band 1/TX AC N20 Mode-Total				
Test Channel	Frequency (MHz)	Conducted Output Power (dBm)	Limit (dBm)	Limit (Watt)
CH36	5180	15.21	24.00	0.25
CH40	5200	15.32	24.00	0.25
CH48	5240	15.59	24.00	0.25

Test Mode : Band 1/TX AC N40 Mode-ANT 2				
Test Channel	Frequency (MHz)	Conducted Output Power (dBm)	Limit (dBm)	Limit (Watt)
CH38	5190	12.30	24.00	0.25
CH46	5230	12.78	24.00	0.25

Test Mode : Band 1/TX AC N40 Mode-ANT 4				
Test Channel	Frequency (MHz)	Conducted Output Power (dBm)	Limit (dBm)	Limit (Watt)
CH38	5190	13.44	24.00	0.25
CH46	5230	13.52	24.00	0.25

Test Mode : Band 1/TX AC N40 Mode-Total				
Test Channel	Frequency (MHz)	Conducted Output Power (dBm)	Limit (dBm)	Limit (Watt)
CH38	5190	15.92	24.00	0.25
CH46	5230	14.18	24.00	0.25

Test Mode : Band 1/TX AC N80 Mode-ANT 2

Test Channel	Frequency (MHz)	Conducted Output Power (dBm)	Limit (dBm)	Limit (Watt)
CH42	5190	11.36	24.00	0.25

Test Mode : Band 1/TX AC N80 Mode-ANT 4

Test Channel	Frequency (MHz)	Conducted Output Power (dBm)	Limit (dBm)	Limit (Watt)
CH42	5190	9.90	24.00	0.25

Test Mode : Band 1/TX AC N80 Mode-Total

Test Channel	Frequency (MHz)	Conducted Output Power (dBm)	Limit (dBm)	Limit (Watt)
CH42	5190	13.11	24.00	0.25

Test Mode :Band 4/ TX A Mode				
Test Channel	Frequency (MHz)	Output Power (dBm)	Limit (dBm)	Limit (Watt)
CH149	5745	13.37	30.00	1
CH157	5785	13.41	30.00	1
CH165	5825	12.02	30.00	1

Test Mode :Band 4/ TX N 20M Mode_ANT 2

Test Channel	Frequency (MHz)	Output Power (dBm)	Limit (dBm)	Limit (Watt)
CH149	5745	11.57	30.00	1
CH157	5785	11.31	30.00	1
CH165	5825	10.38	30.00	1

Test Mode :Band 4/ TX N 20M Mode_ANT 4

Test Channel	Frequency (MHz)	Output Power (dBm)	Limit (dBm)	Limit (Watt)
CH149	5745	11.52	30.00	1
CH157	5785	10.92	30.00	1
CH165	5825	10.22	30.00	1

Test Mode :Band 4/ TX N 20M Mode_Total

Test Channel	Frequency (MHz)	Output Power (dBm)	Limit (dBm)	Limit (Watt)
CH149	5745	14.56	30.00	1
CH157	5785	14.13	30.00	1
CH165	5825	13.31	30.00	1

Test Mode :Band 4/ TX N 40M Mode_ANT 2				
Test Channel	Frequency (MHz)	Output Power (dBm)	Limit (dBm)	Limit (Watt)
CH151	5755	8.62	30.00	1
CH159	5795	8.57	30.00	1

Test Mode :Band 4/ TX N 40M Mode_ANT 4				
Test Channel	Frequency (MHz)	Output Power (dBm)	Limit (dBm)	Limit (Watt)
CH151	5755	9.43	30.00	1
CH159	5795	9.33	30.00	1

Test Mode :Band 4/ TX N 40M Mode_Total				
Test Channel	Frequency (MHz)	Output Power (dBm)	Limit (dBm)	Limit (Watt)
CH151	5755	12.05	30.00	1
CH159	5795	11.98	30.00	1

Test Mode :Band 4/ TX AC N-20M Mode_ANT 2				
Test Channel	Frequency (MHz)	Output Power (dBm)	Limit (dBm)	Limit (Watt)
CH149	5745	12.38	30.00	1
CH157	5785	12.15	30.00	1
CH165	5825	12.91	30.00	1

Test Mode :Band 4/ TX AC N-20M Mode_ANT 4				
Test Channel	Frequency (MHz)	Output Power (dBm)	Limit (dBm)	Limit (Watt)
CH149	5745	12.32	30.00	1
CH157	5785	12.75	30.00	1
CH165	5825	11.47	30.00	1

Test Mode :Band 4/ TX AC N-20M Mode_Total				
Test Channel	Frequency (MHz)	Output Power (dBm)	Limit (dBm)	Limit (Watt)
CH149	5745	15.36	30.00	1
CH157	5785	15.47	30.00	1
CH165	5825	15.26	30.00	1

Test Mode :Band 4/ TX AC N 40M Mode_ ANT 2				
Test Channel	Frequency (MHz)	Output Power (dBm)	Limit (dBm)	Limit (Watt)
CH151	5755	12.67	30.00	1
CH159	5795	12.70	30.00	1

Test Mode :Band 4/ TX AC N 40M Mode_ ANT 4				
Test Channel	Frequency (MHz)	Output Power (dBm)	Limit (dBm)	Limit (Watt)
CH151	5755	12.04	30.00	1
CH159	5795	11.95	30.00	1

Test Mode :Band 4/ TX AC N 40M Mode_ Total				
Test Channel	Frequency (MHz)	Output Power (dBm)	Limit (dBm)	Limit (Watt)
CH151	5755	15.38	30.00	1
CH159	5795	15.35	30.00	1

Test Mode :Band 4/ TX AC N-80M Mode_ANT 2				
Test Channel	Frequency (MHz)	Output Power (dBm)	Limit (dBm)	Limit (Watt)
CH155	5775	12.09	30.00	1

Test Mode :Band 4/ TX AC N-80M Mode_ANT 4				
Test Channel	Frequency (MHz)	Output Power (dBm)	Limit (dBm)	Limit (Watt)
CH155	5775	10.22	30.00	1

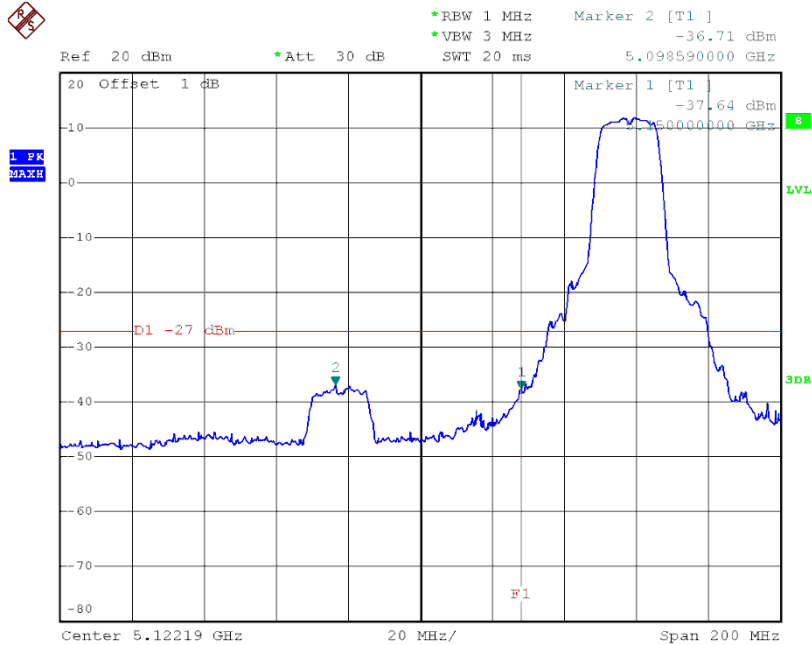
Test Mode :Band 4/ TX AC N-80M Mode_Total				
Test Channel	Frequency (MHz)	Output Power (dBm)	Limit (dBm)	Limit (Watt)
CH155	5775	14.27	30.00	1



**ATTACHMENT G - ANTENNA CONDUCTED SPURIOUS
EMISSION**

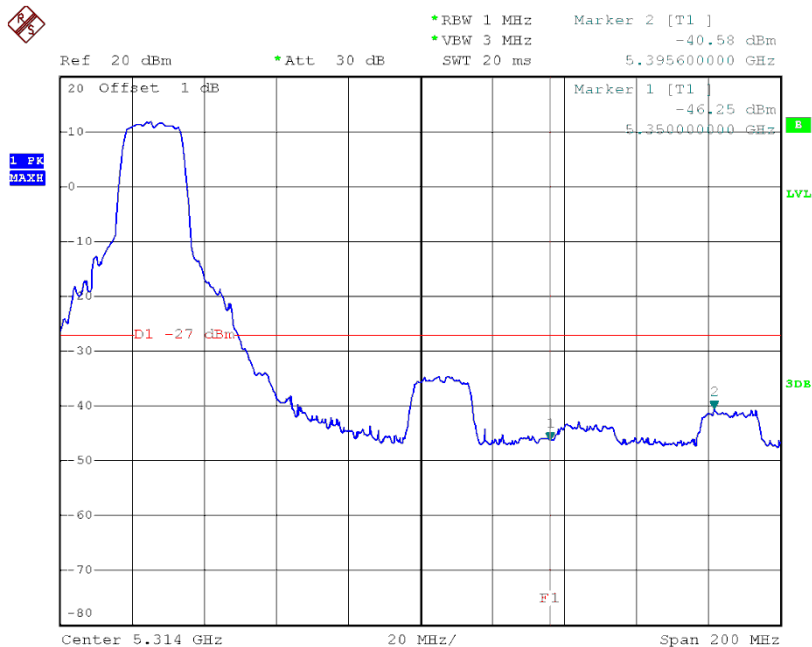
Test Mode : Band 1/TX A Mode

TX mode CH36



Date: 26.JUN.2014 19:48:13

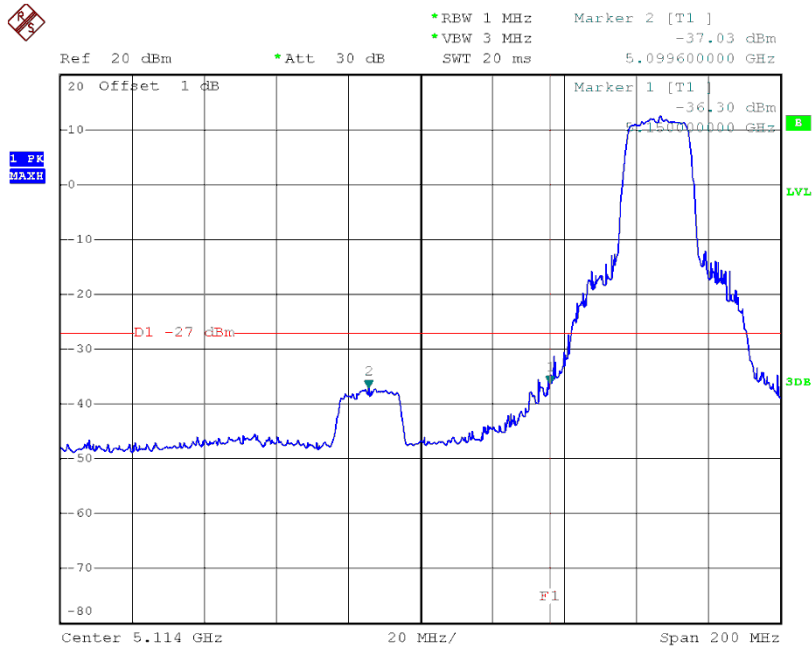
TX mode CH48



Date: 26.JUN.2014 20:07:12

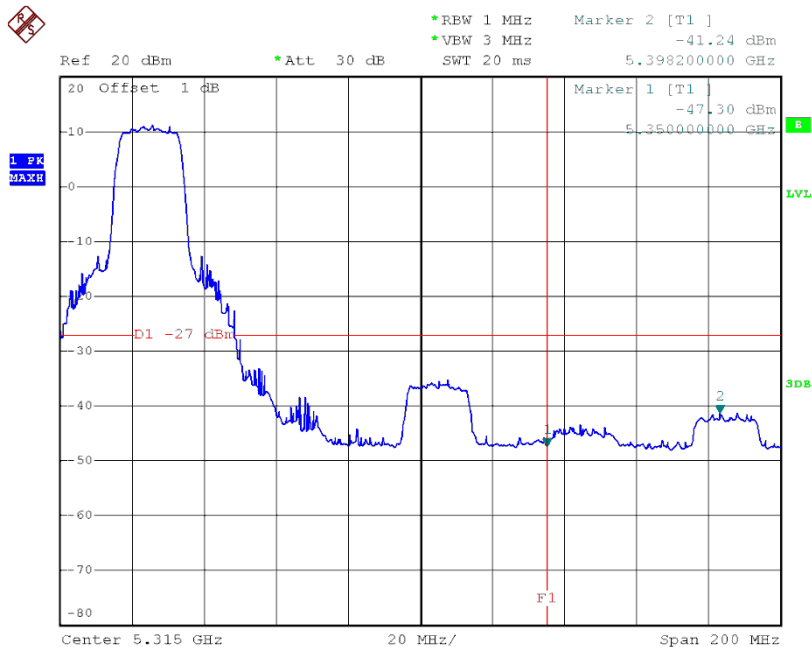
Test Mode : Band 1/TX N20 Mode-ANT 2

TX mode CH36



Date: 26.JUN.2014 20:14:41

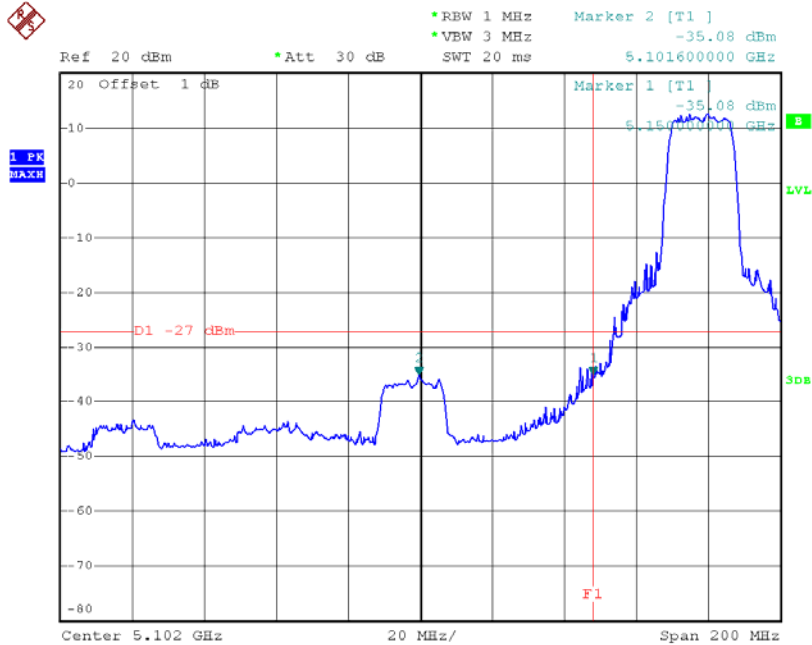
TX mode CH48



Date: 26.JUN.2014 21:39:26

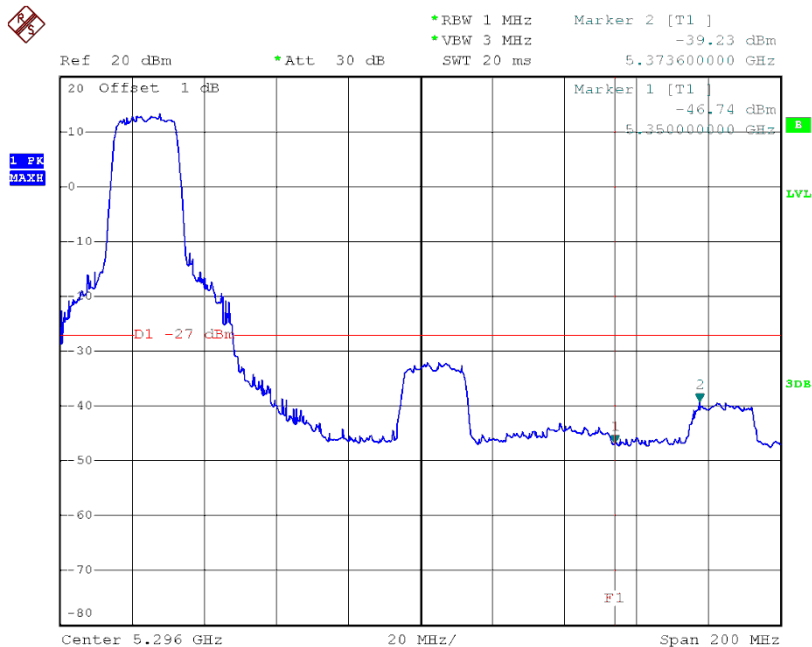
Test Mode : Band 1/TX N20 Mode-ANT 4

TX mode CH36



Date: 26.JUN.2014 22:12:26

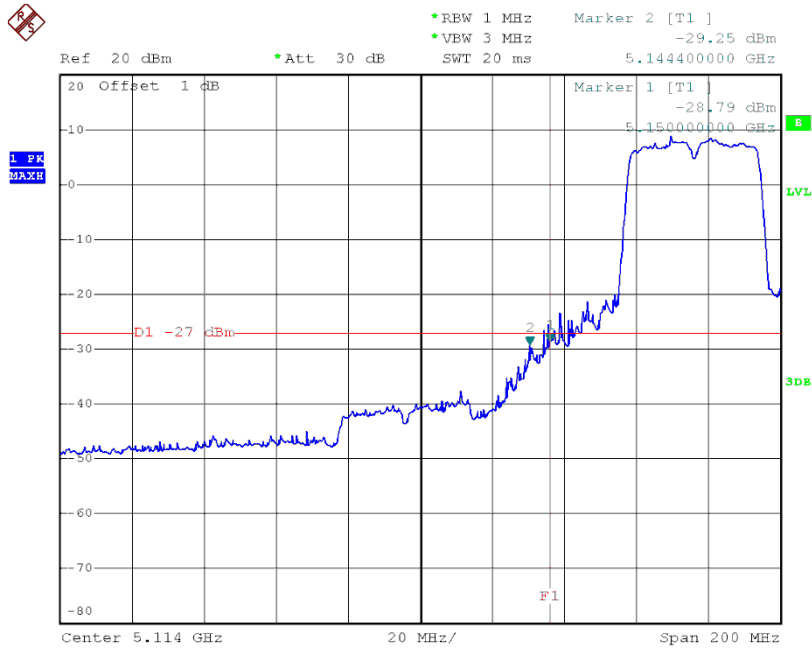
TX mode CH48



Date: 26.JUN.2014 22:13:19

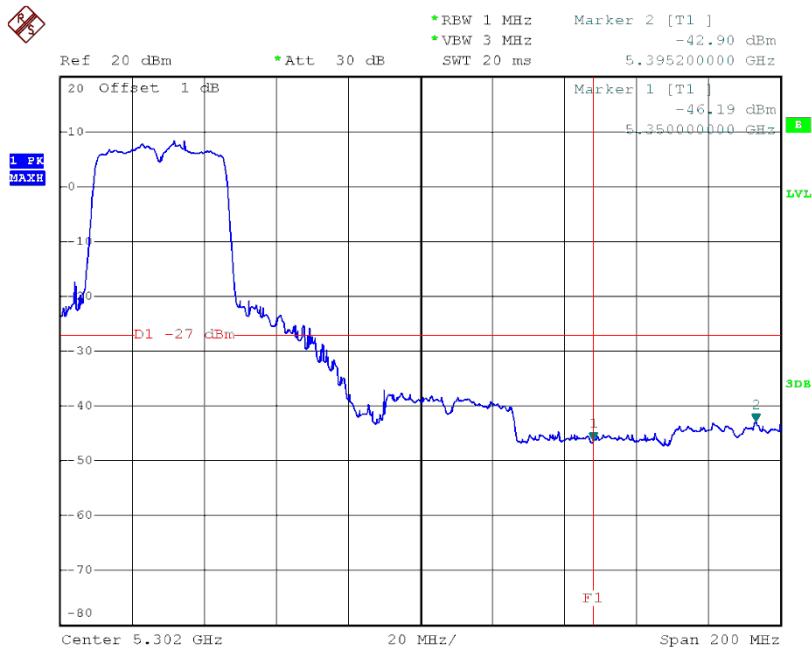
Test Mode : Band 1/TX N40 Mode-ANT 2

TX mode CH38



Date: 26.JUN.2014 21:46:21

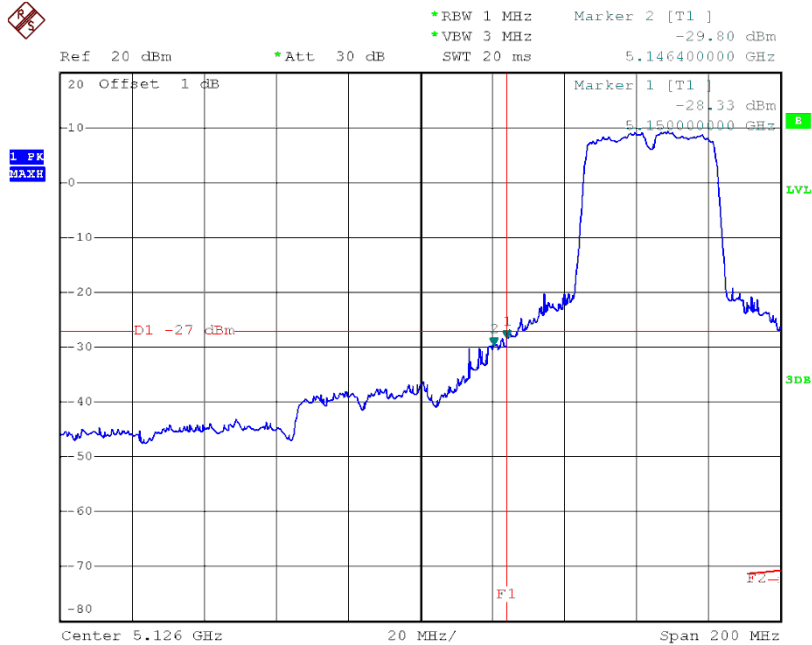
TX mode CH46



Date: 26.JUN.2014 21:47:32

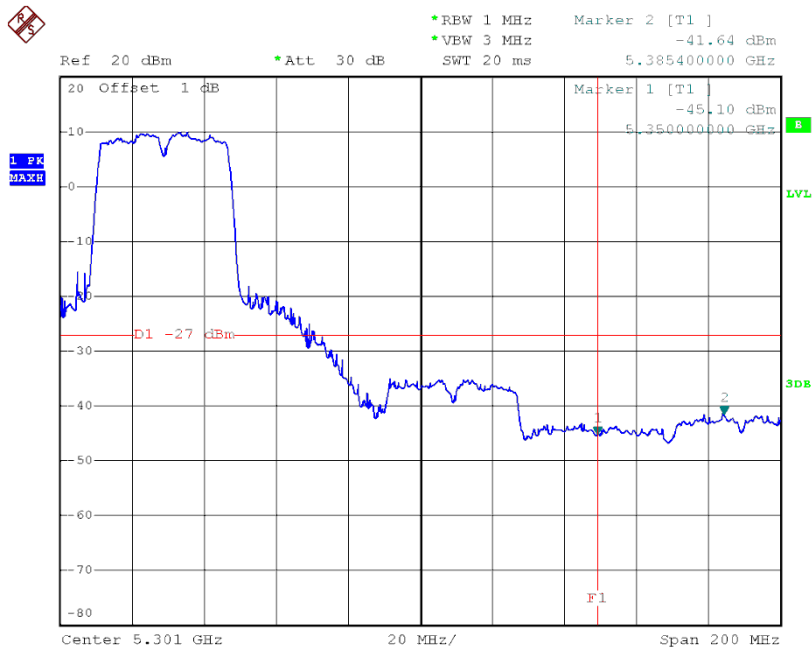
Test Mode : Band 1/TX N40 Mode-ANT 4

TX mode CH38



Date: 26.JUN.2014 22:06:34

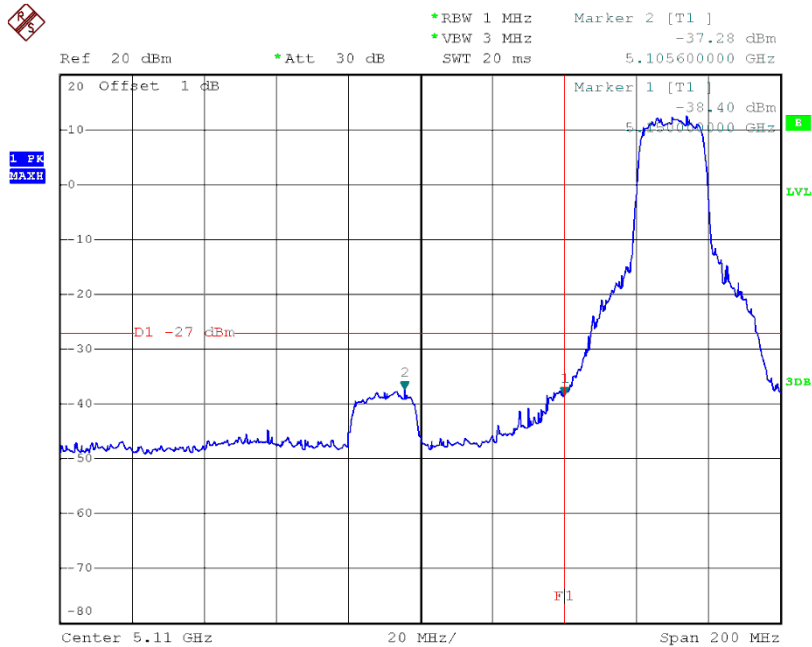
TX mode CH46



Date: 26.JUN.2014 22:04:02

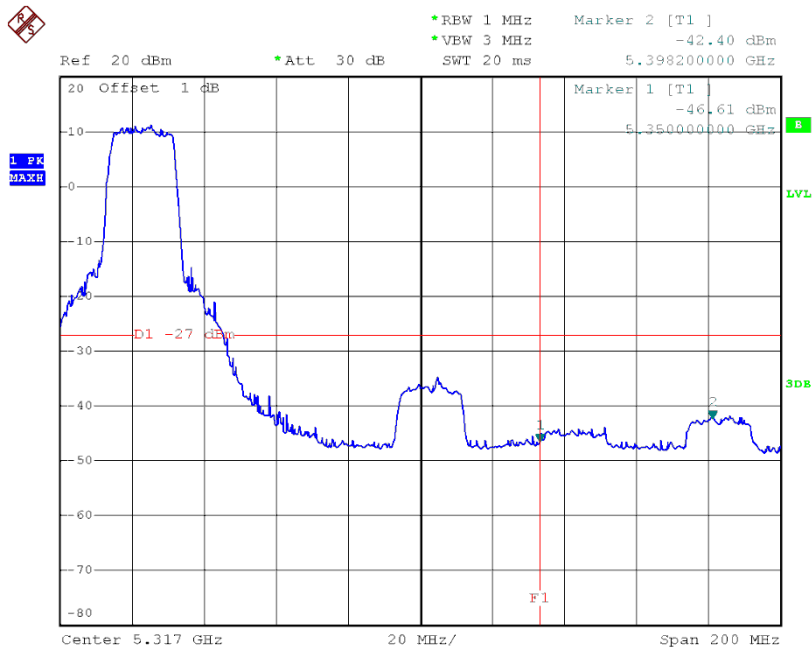
Test Mode : Band 1/TX AC N20 Mode-ANT 2

TX mode CH36



Date: 26.JUN.2014 21:41:57

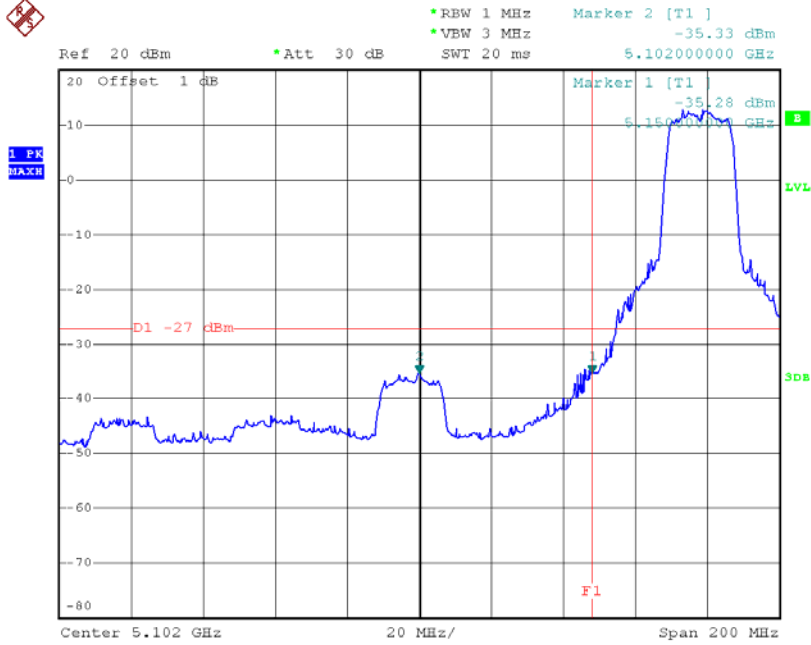
TX mode CH48



Date: 26.JUN.2014 21:41:12

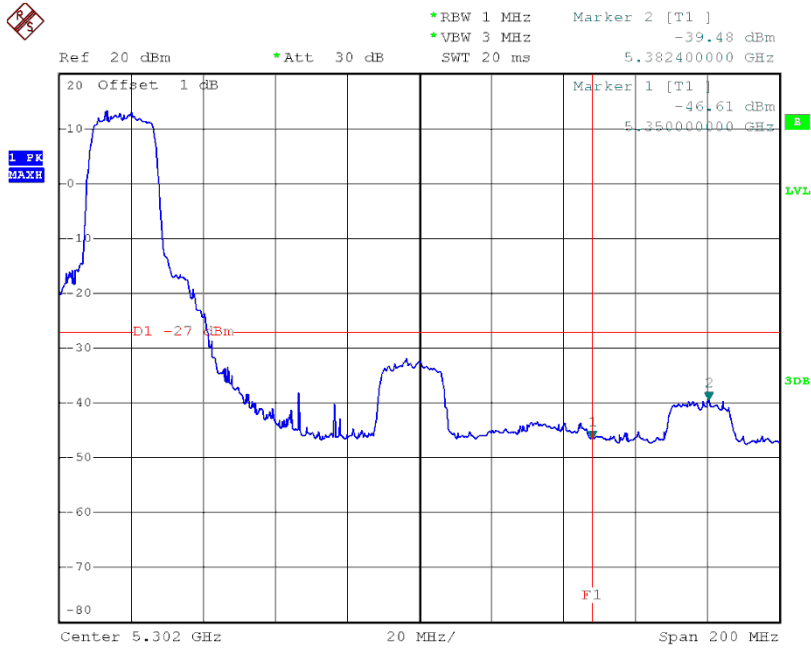
Test Mode : Band 1/TX AC N20 Mode-ANT 4

TX mode CH36



Date: 26.JUN.2014 22:11:53

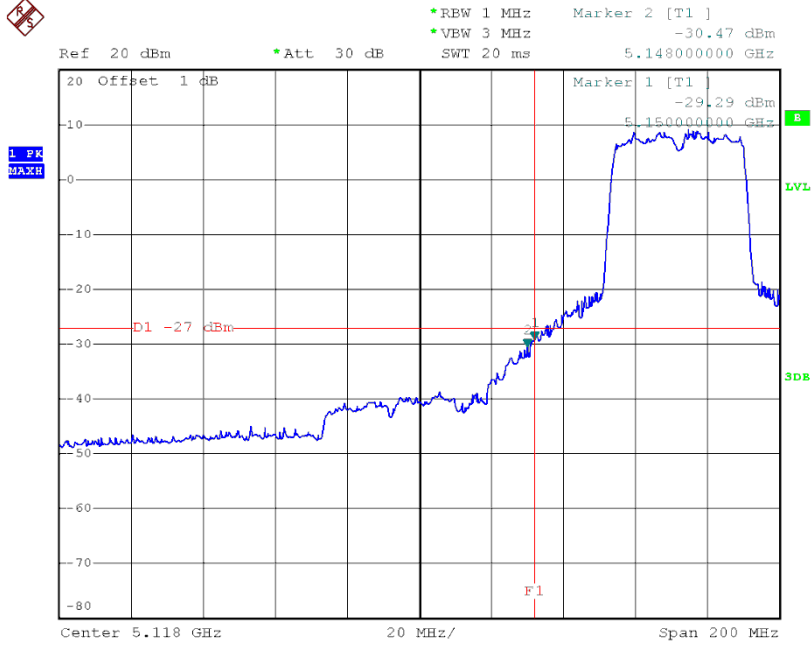
TX mode CH48



Date: 26.JUN.2014 22:11:09

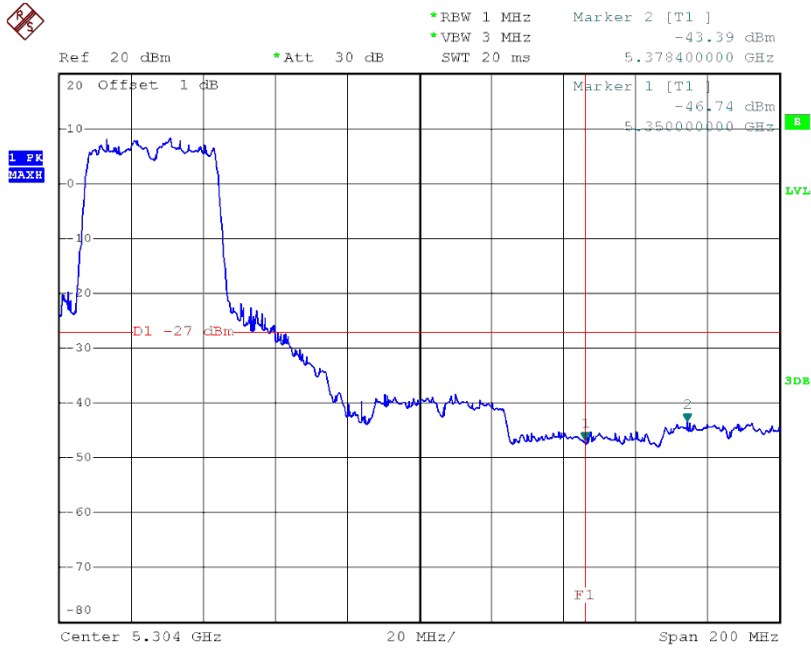
Test Mode : Band 1/TX AC N40 Mode-ANT 2

TX mode CH38



Date: 26.JUN.2014 21:50:35

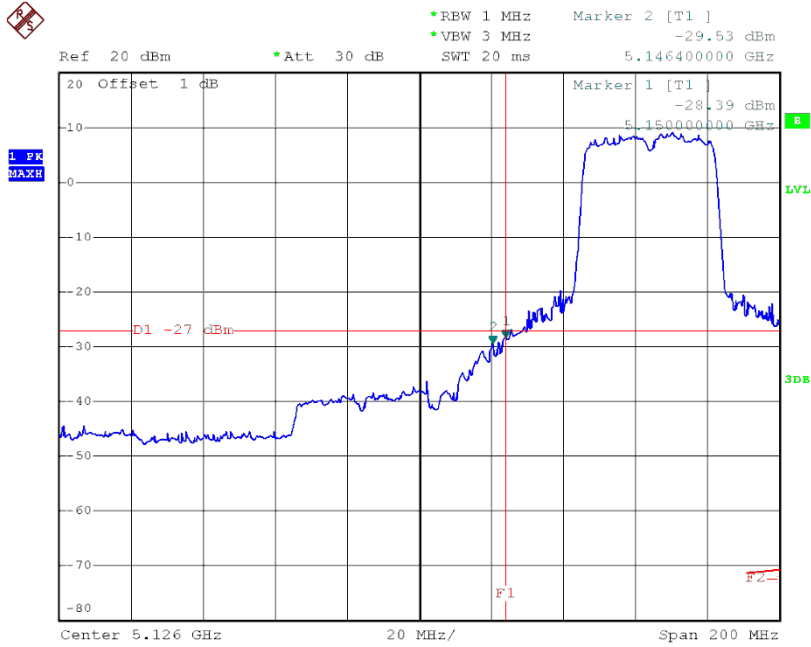
TX mode CH46



Date: 26.JUN.2014 21:49:22

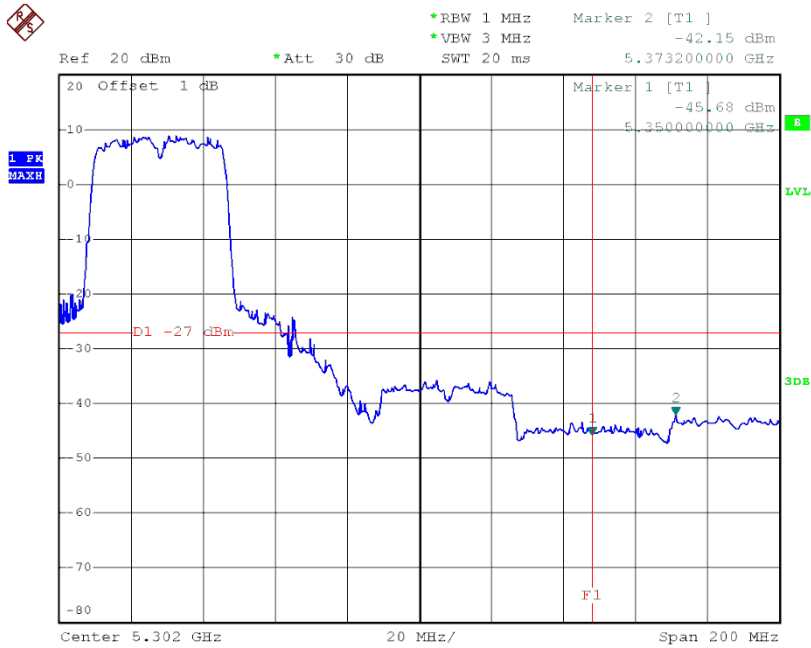
Test Mode : Band 1/TX AC N40 Mode-ANT 4

TX mode CH38



Date: 26.JUN.2014 22:08:06

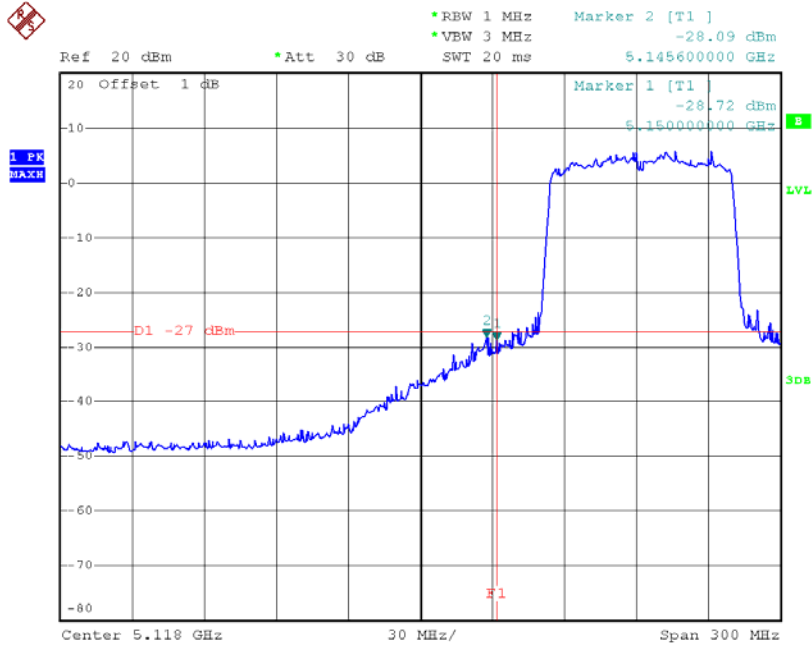
TX mode CH46



Date: 26.JUN.2014 22:10:00

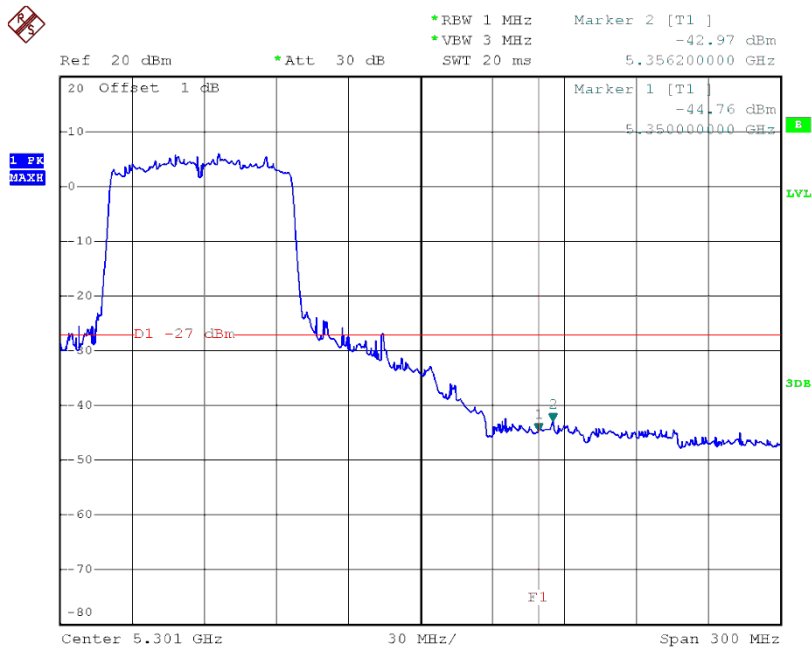
Test Mode : Band 1/TX AC N80 Mode-ANT 2

TX mode CH42



Date: 26.JUN.2014 21:54:32

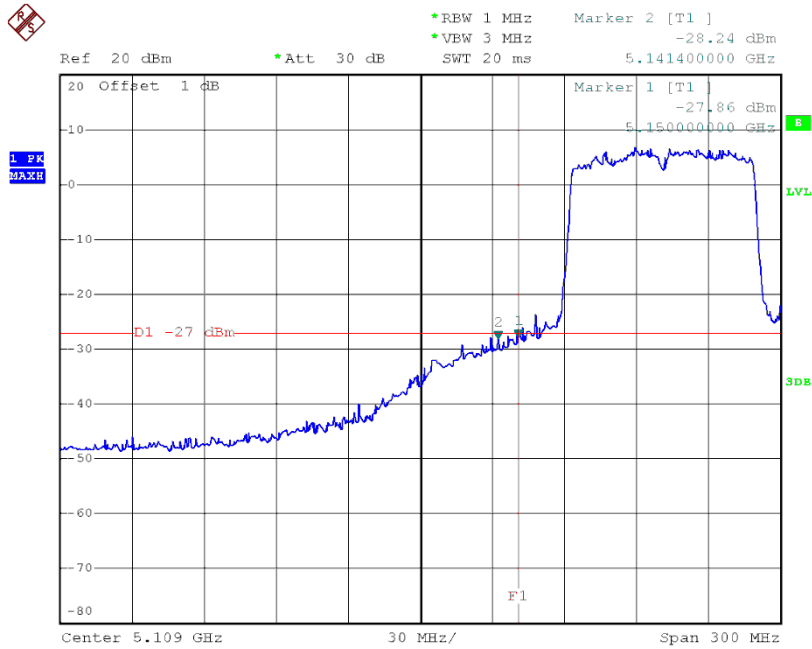
TX mode CH42



Date: 26.JUN.2014 21:55:16

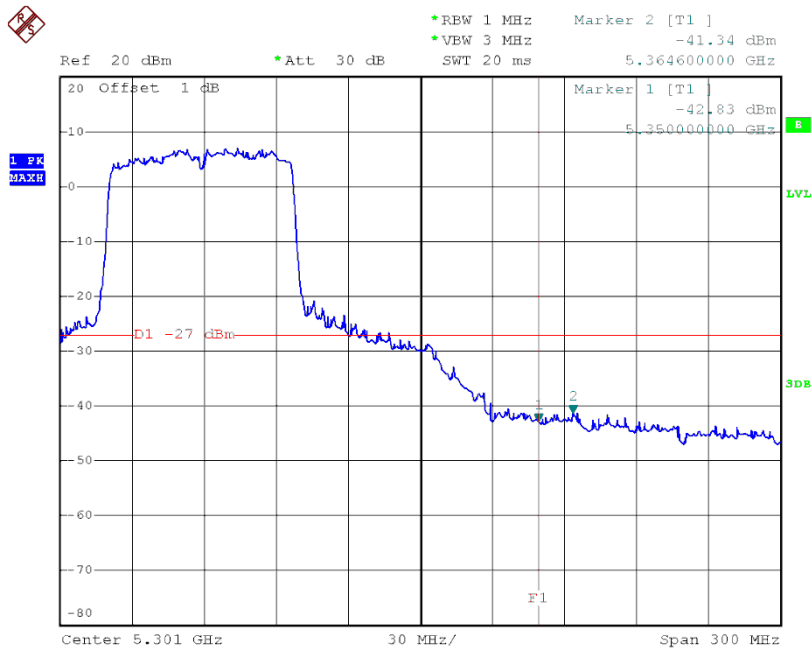
Test Mode : Band 1/TX AC N80 Mode-ANT 4

TX mode CH42



Date: 26.JUN.2014 21:59:51

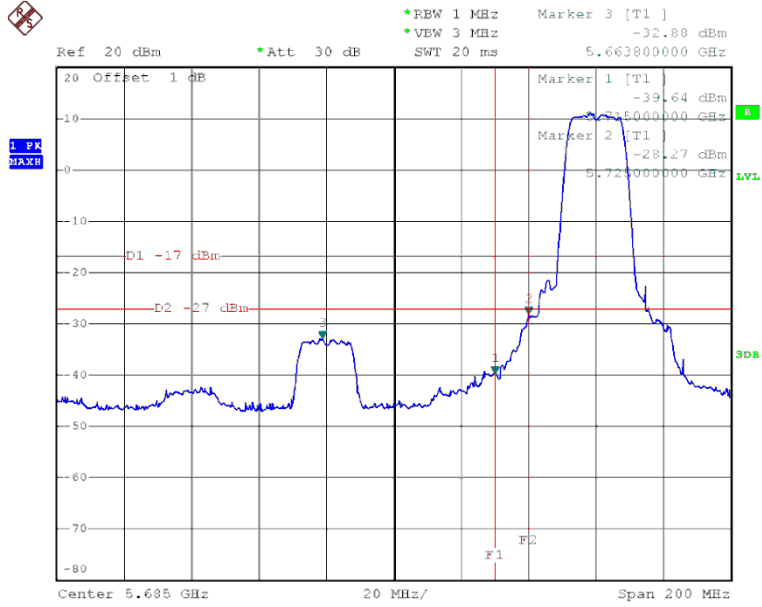
TX mode CH42



Date: 26.JUN.2014 21:56:45

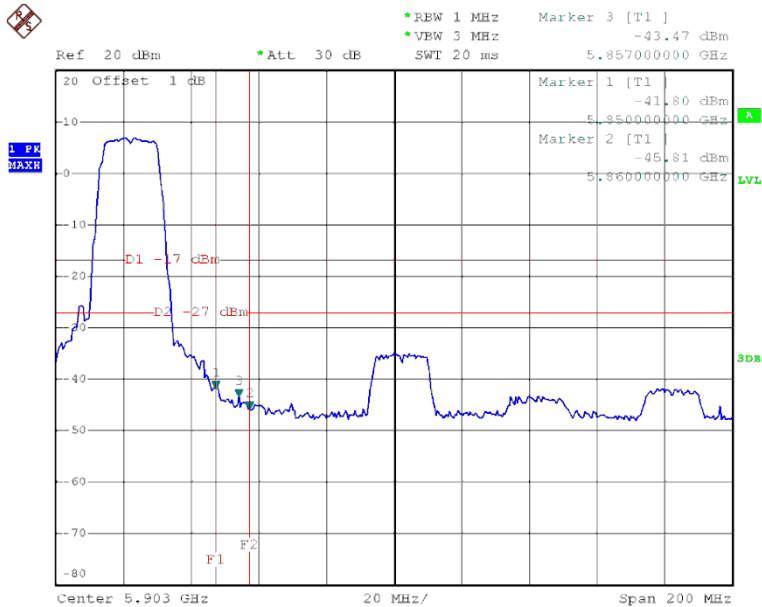
Test Mode : Band 4/TX A Mode

TX A Mode CH149



Date: 8.JUL.2014 23:07:24

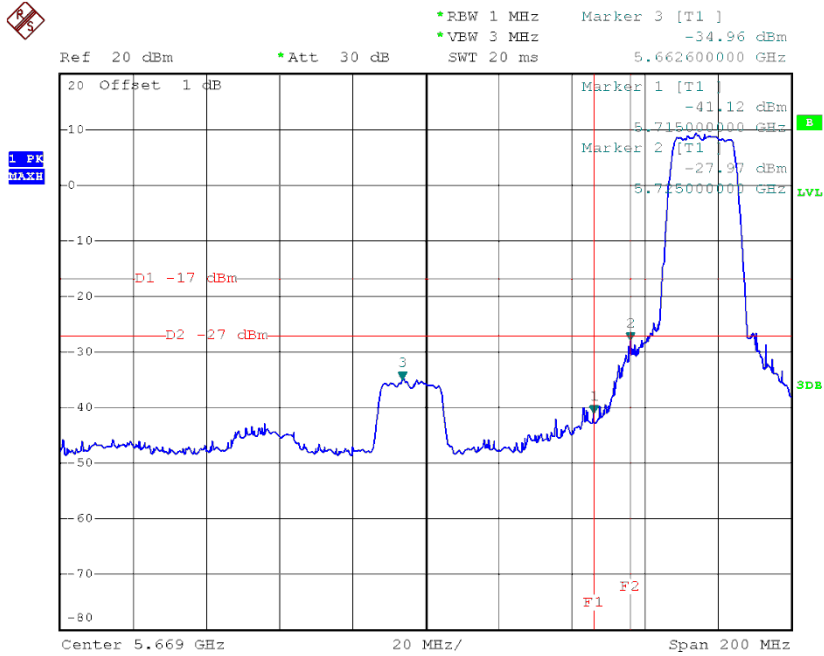
TX A Mode CH165



Date: 8.JUL.2014 23:21:09

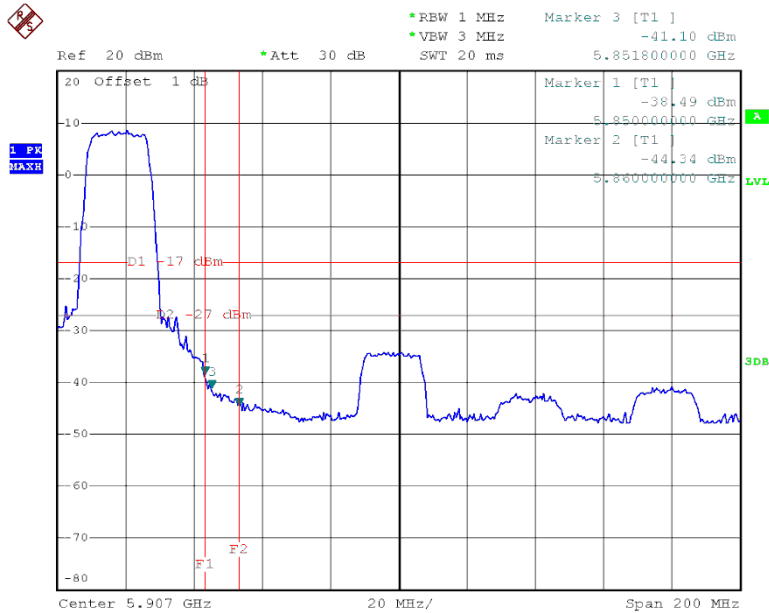
Test Mode : Band 4/TX N 20M Mode_ANT 2

TX HT20 mode CH149



Date: 8.JUL.2014 23:25:41

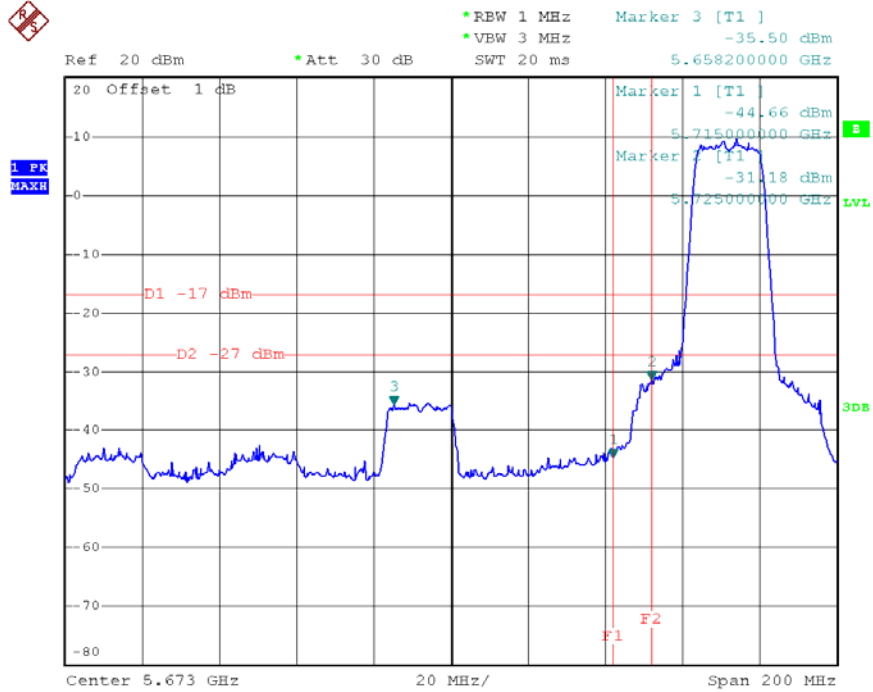
TX HT20 mode CH165



Date: 8.JUL.2014 23:25:00

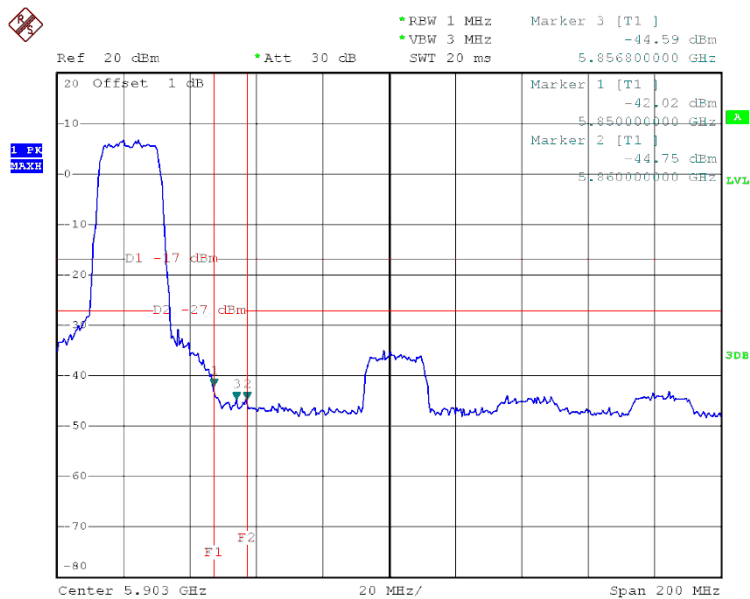
Test Mode : Band 4/TX N 20M Mode_ANT 4

TX HT20 mode CH149



Date: 8.JUL.2014 23:37:38

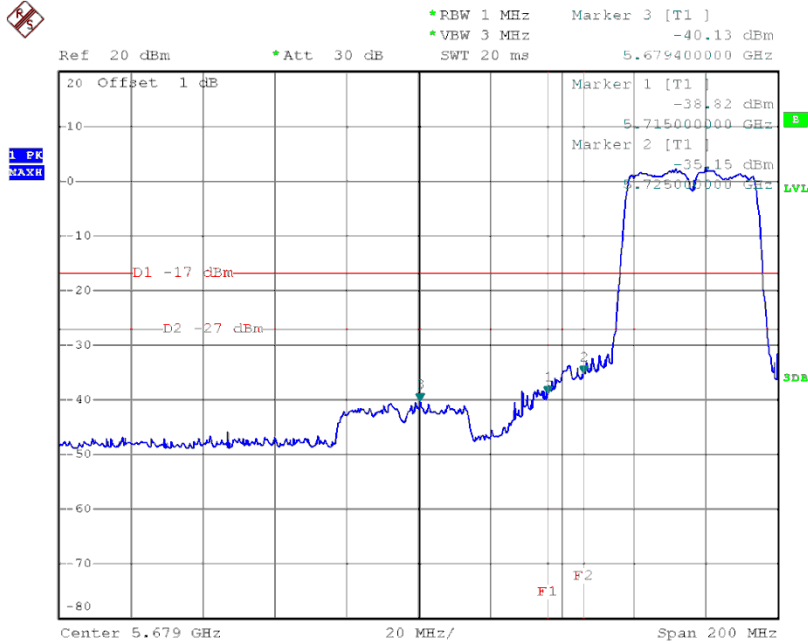
X HT20 mode CH165



Date: 8.JUL.2014 23:38:10

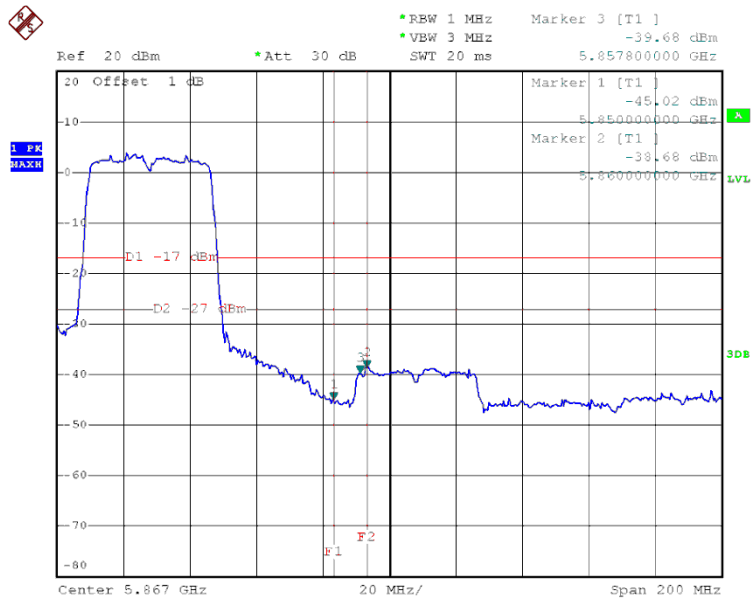
Test Mode : Band 4/TX N 40M Mode_ANT 2

Band 4/TX HT40 mode CH151



Date: 8.JUL.2014 23:26:24

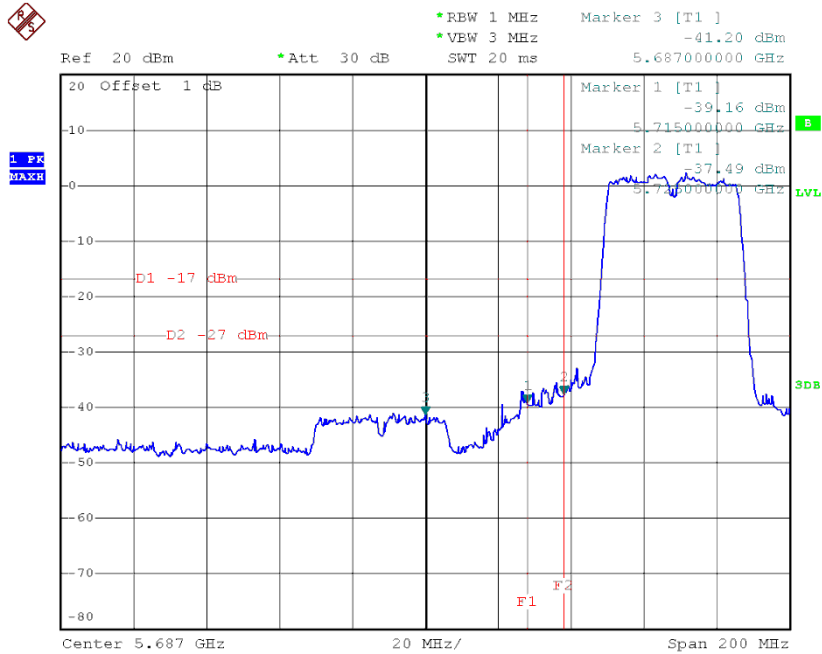
Band 4/TX HT40 mode CH159



Date: 8.JUL.2014 23:27:28

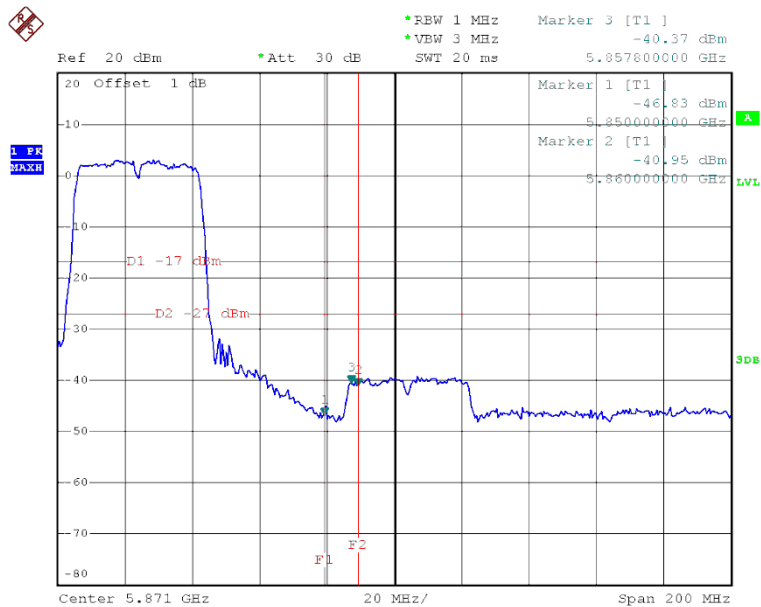
Test Mode : Band 4/TX N 40M Mode_ANT 4

TX HT40 mode CH151



Date: 8.JUL.2014 23:38:52

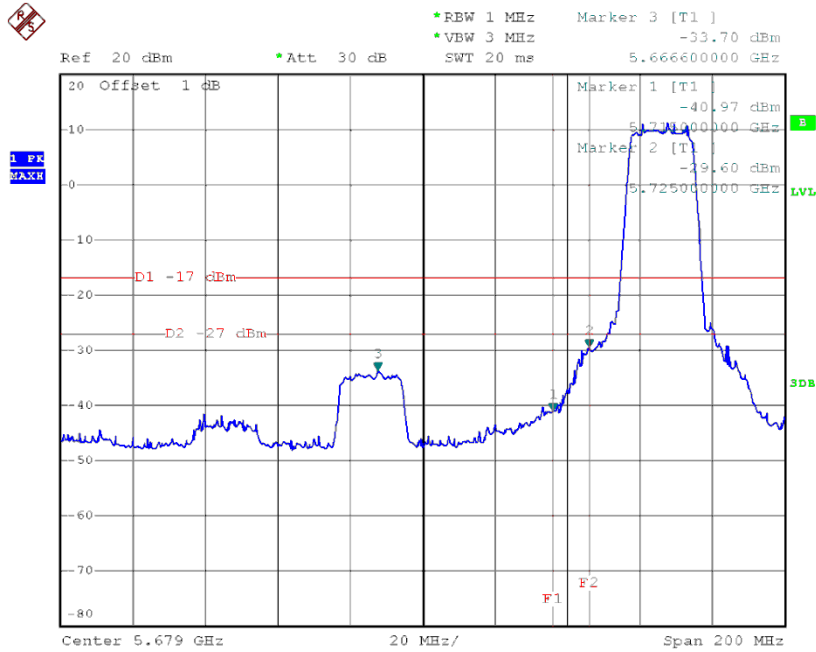
HT40 mode CH159



Date: 8.JUL.2014 23:39:17

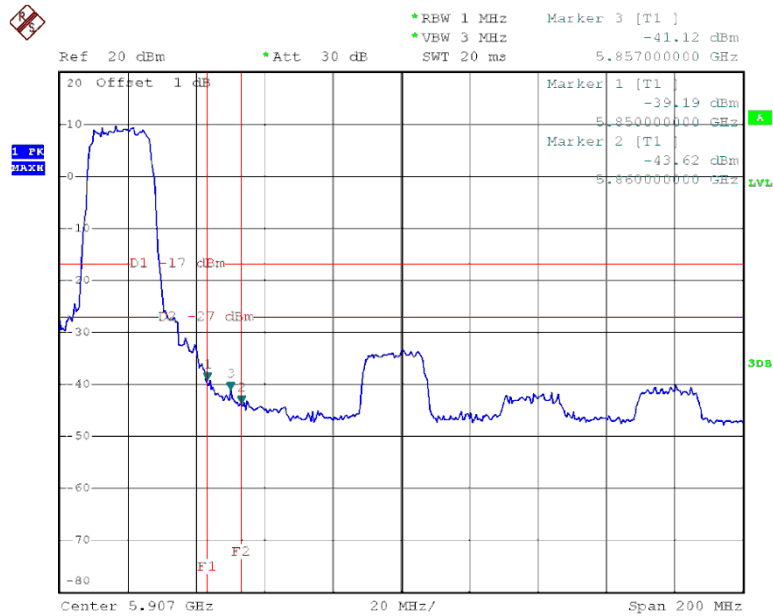
Test Mode : Band 4/TX AC N-20M Mode_ANT 2

TX AC HT20 mode CH149



Date: 8.JUL.2014 23:30:29

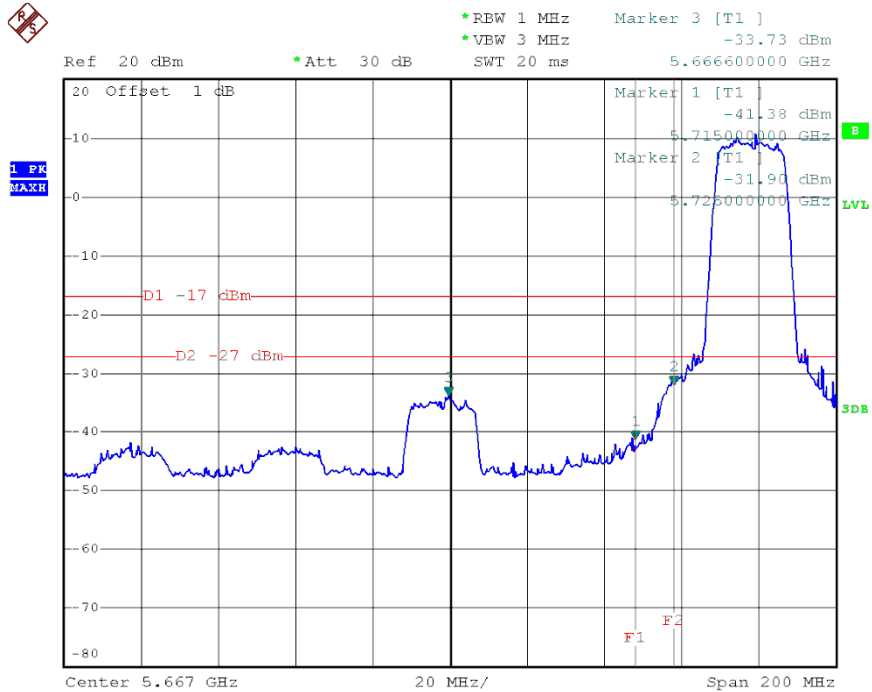
TX AC HT20 mode CH165



Date: 8.JUL.2014 23:31:07

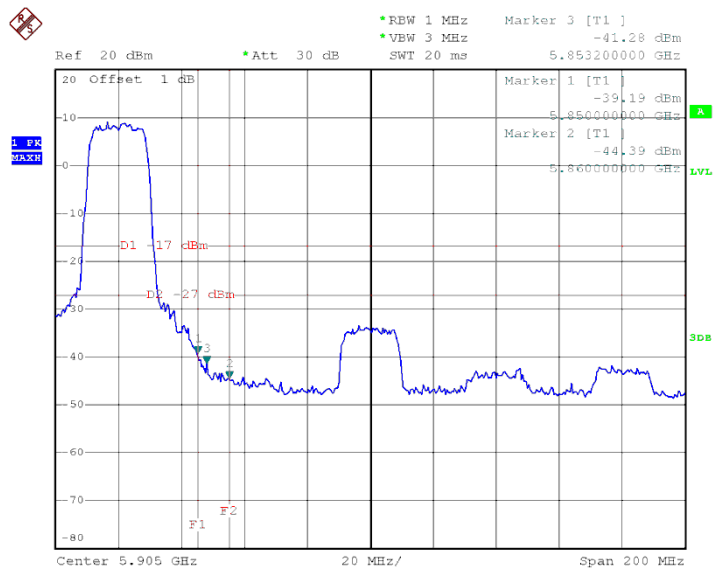
Test Mode : Band 4/TX AC N-20M Mode_ANT 4

TX AC HT20 mode CH149



Date: 8.JUL.2014 23:35:06

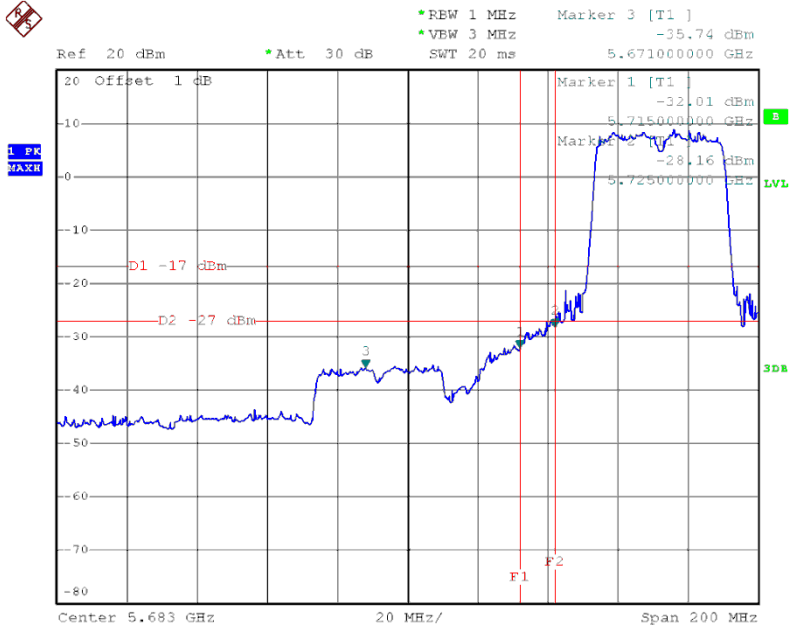
TX AC HT20 mode CH165



Date: 8.JUL.2014 23:35:22

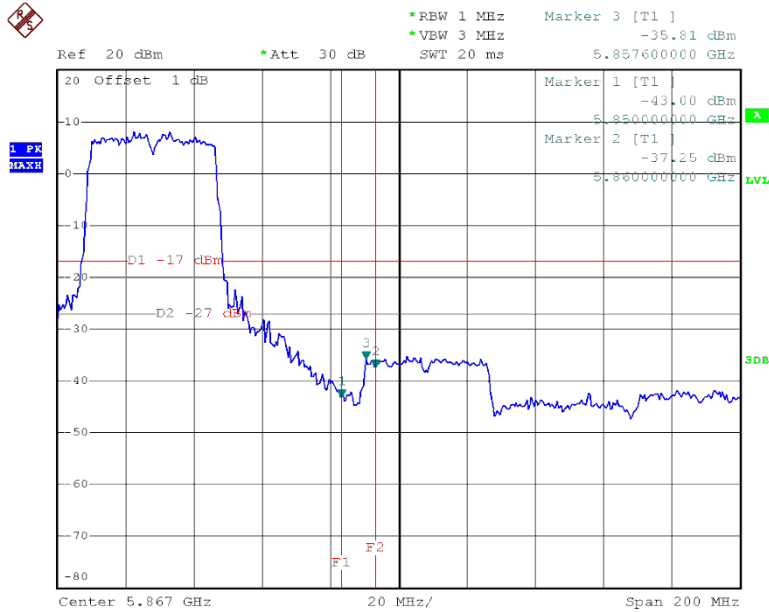
Test Mode : Band 4/TX AC N 40M Mode_ANT 2

TX AC HT40 mode CH151



Date: 8.JUL.2014 23:32:06

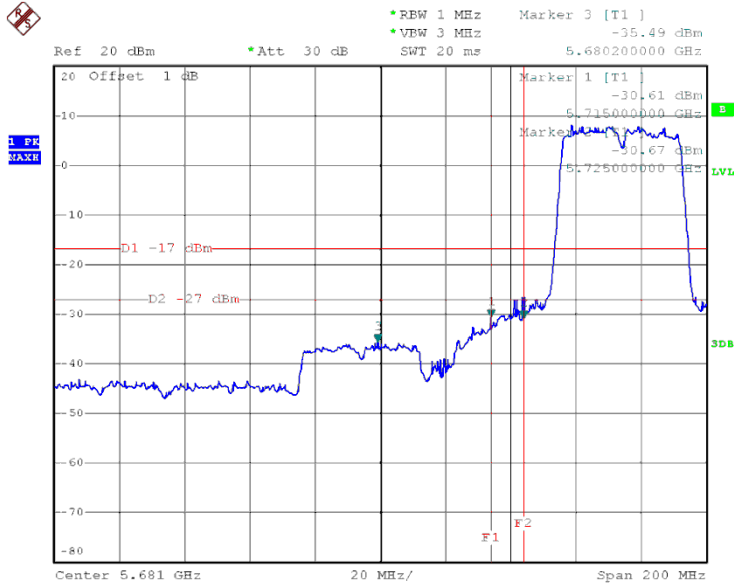
TX AC HT40 mode CH159



Date: 8.JUL.2014 23:32:26

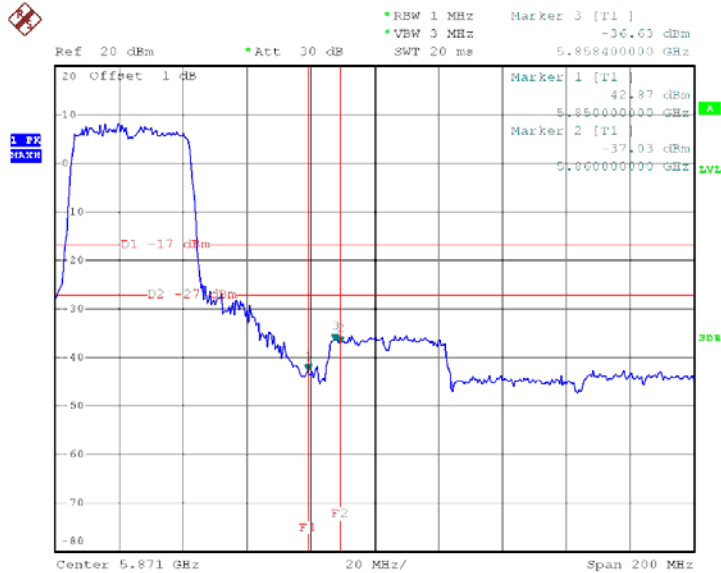
Test Mode : Band 4/TX AC N 40M Mode_ANT 4

TX AC HT40 mode CH151



Date: 8.JUL.2014 23:34:03

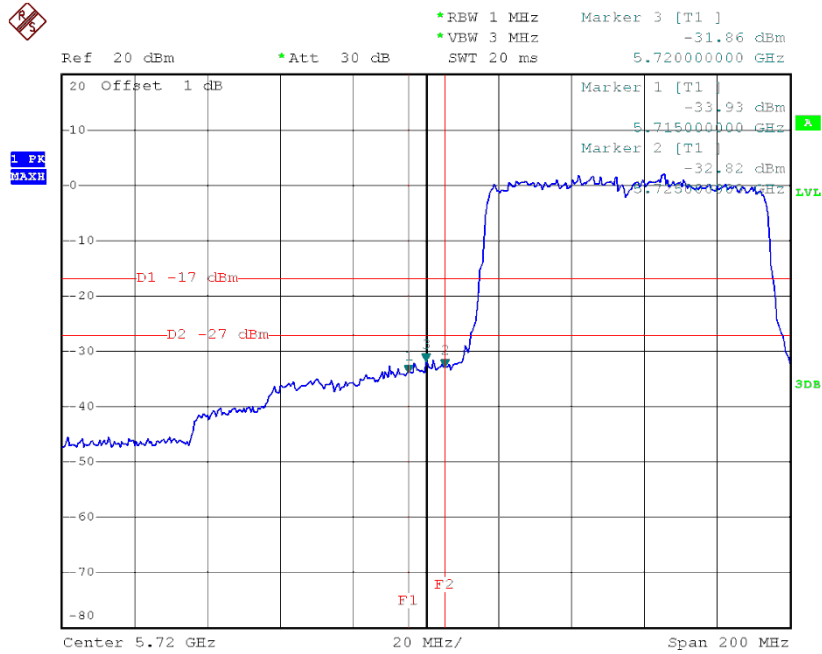
TX AC HT40 mode CH159



Date: 8.JUL.2014 23:33:38

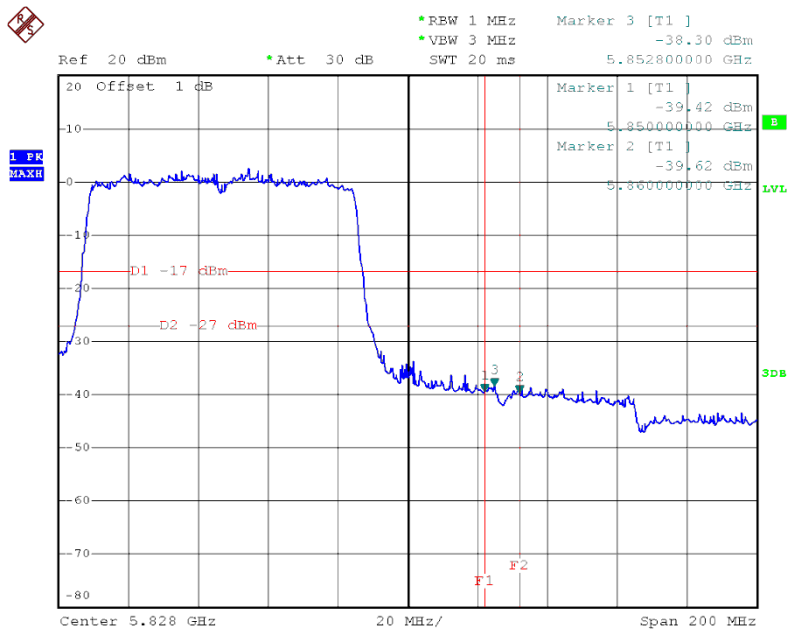
Test Mode : Band 4/TX AC N-80M Mode_ANT 2

TX AC HT80 mode CH155



Date: 8.JUL.2014 23:03:26

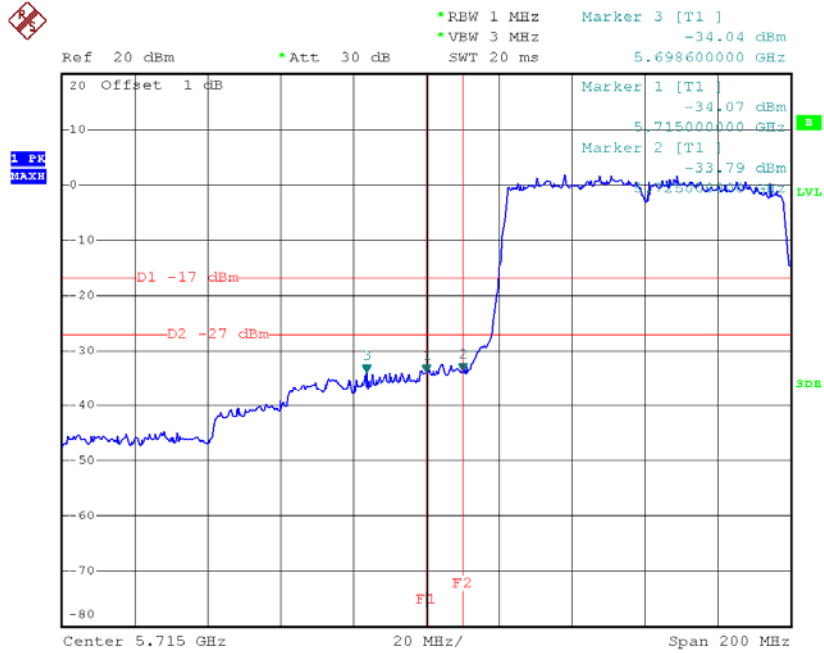
TX AC HT80 mode CH155



Date: 8.JUL.2014 23:02:45

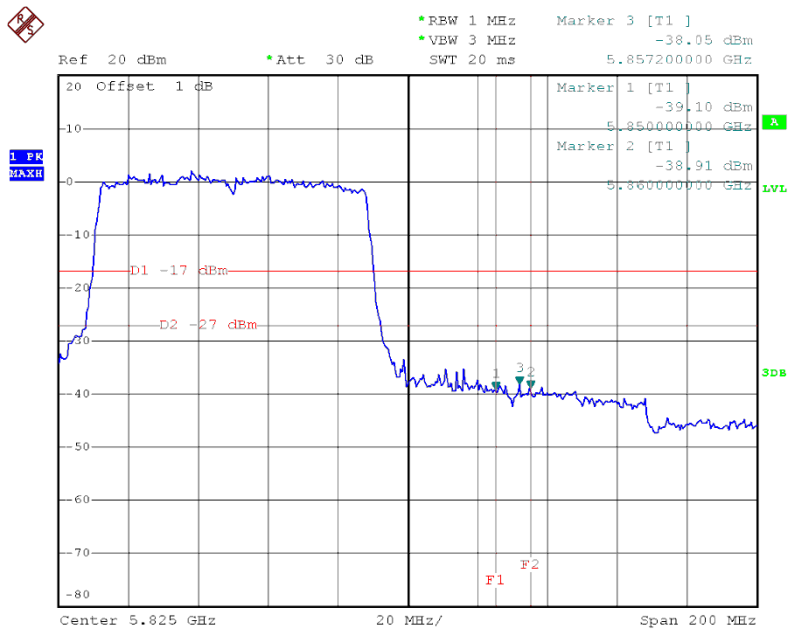
Test Mode : Band 4/TX AC N-80M Mode_ANT 4

TX AC HT80 mode CH155



Date: 8.JUL.2014 23:36:48

TX AC HT80 mode CH155

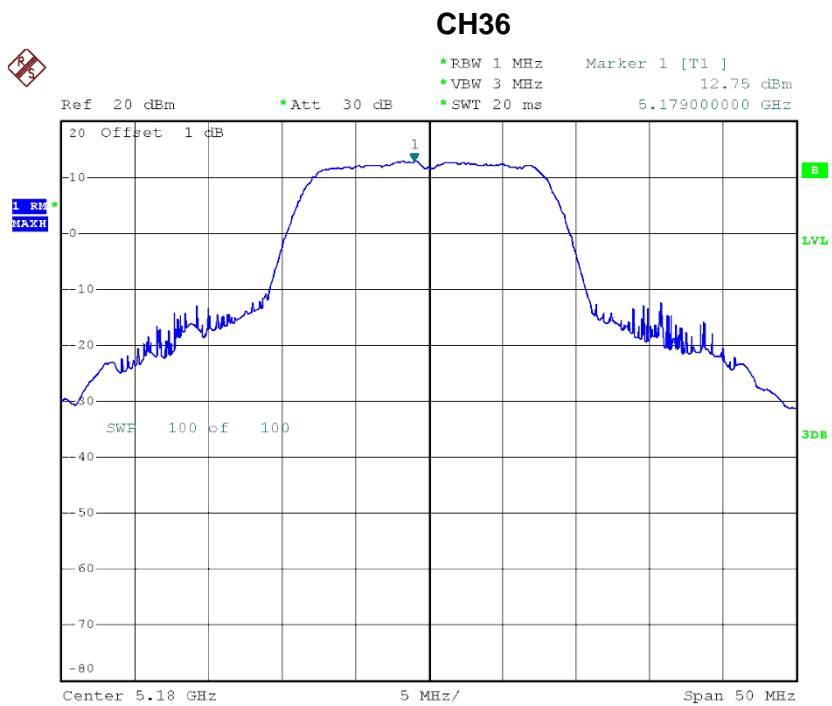


Date: 8.JUL.2014 23:36:14

ATTACHMENT H - POWER SPECTRAL DENSITY

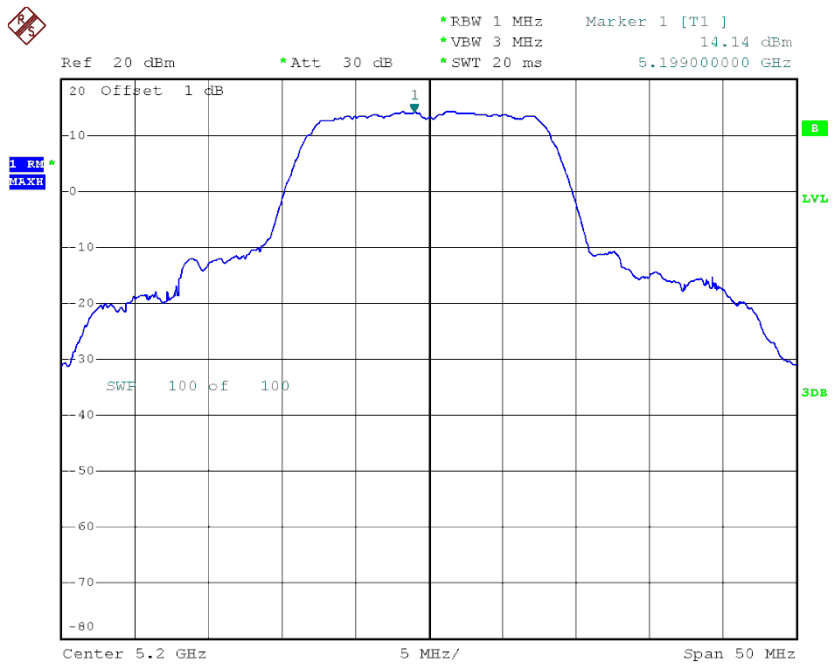
Test Mode : Band 1/ TX A Mode_CH36/40/48

Test Channel	Frequency (MHz)	Power Density (dBm/MHz)	Limit (dBm/MHz)
CH36	5180	12.75	17.00
CH40	5210	14.14	17.00
CH48	5240	14.73	17.00



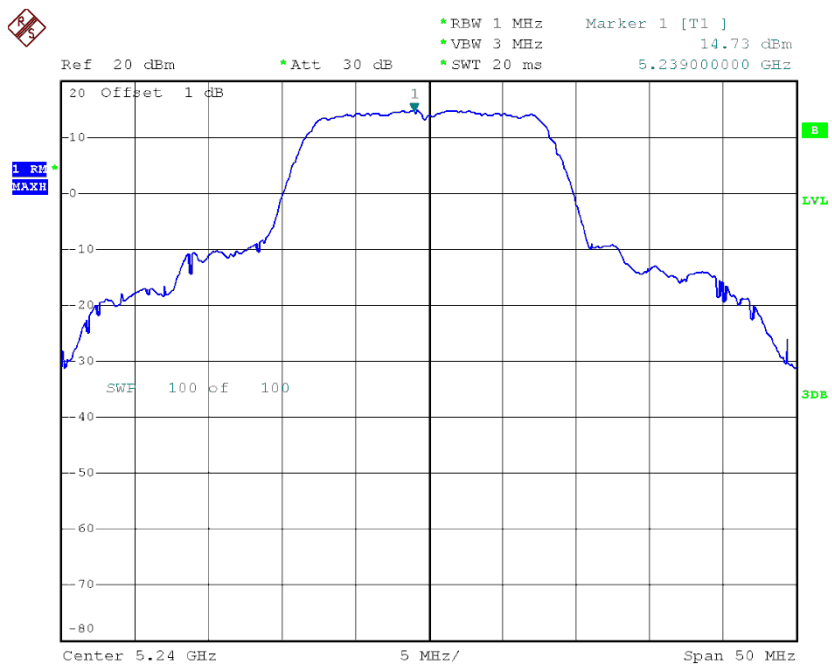
Date: 6.JUL.2014 15:04:15

CH40



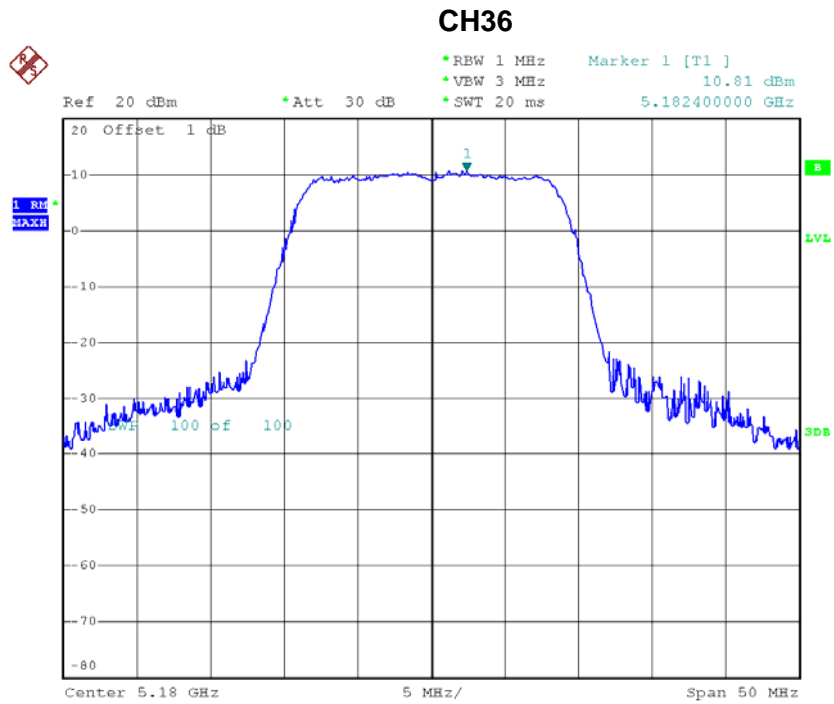
Date: 6.JUL.2014 15:06:16

CH48



Date: 6.JUL.2014 15:07:14

Test Mode : Band 1/TX N20 Mode_CH13/40/48-ANT 2



Date: 6.JUL.2014 15:08:35