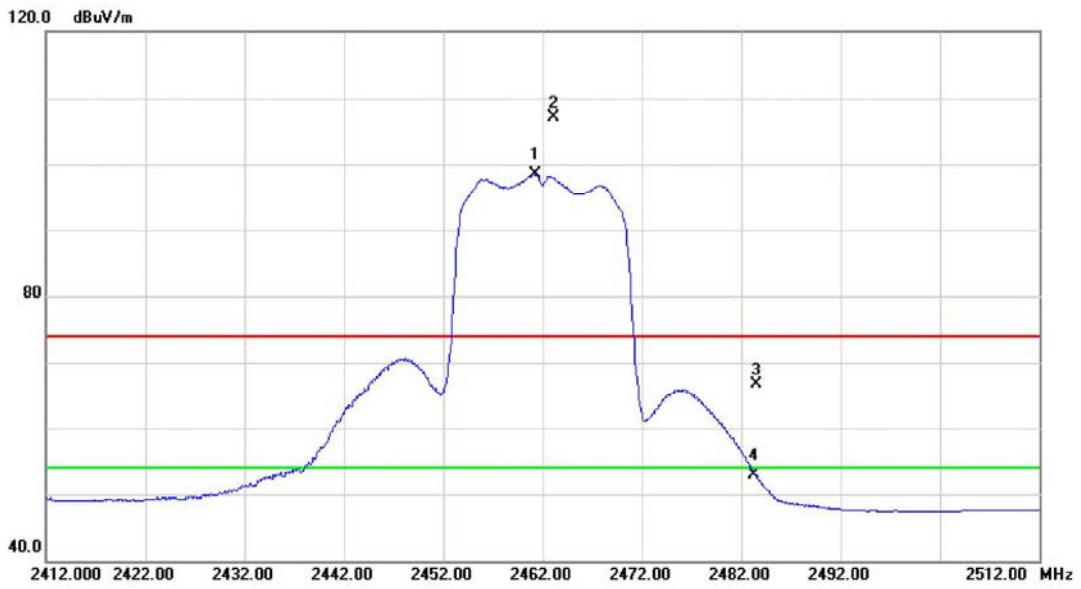


Orthogonal Axis :	X
Test Mode :	TX G MODE 2462MHz

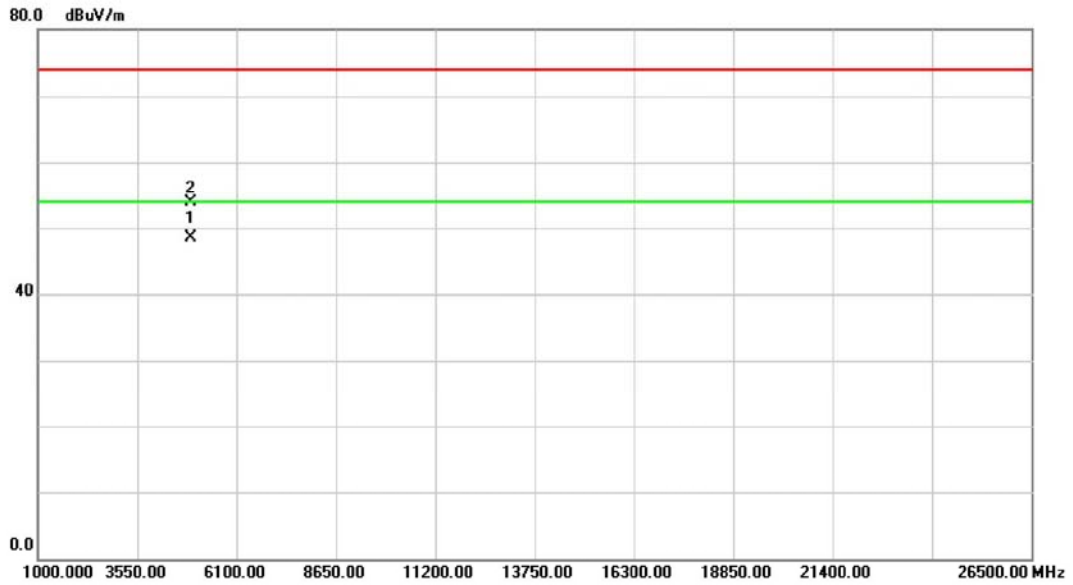
### Vertical



No.	Mk.	Freq. MHz	Reading Level dBuV	Correct Factor dB	Measure- ment dBuV/m	Limit dBuV/m	Over dB	Detector	Comment
1	*	2461.300	64.86	33.56	98.42	54.00	44.42	AVG	
2	X	2463.100	73.44	33.57	107.01	74.00	33.01	peak	
3		2483.500	33.17	33.62	66.79	74.00	-7.21	peak	
4		2483.500	19.21	33.62	52.83	54.00	-1.17	AVG	

Orthogonal Axis :	X
Test Mode :	TX G MODE 2462MHz

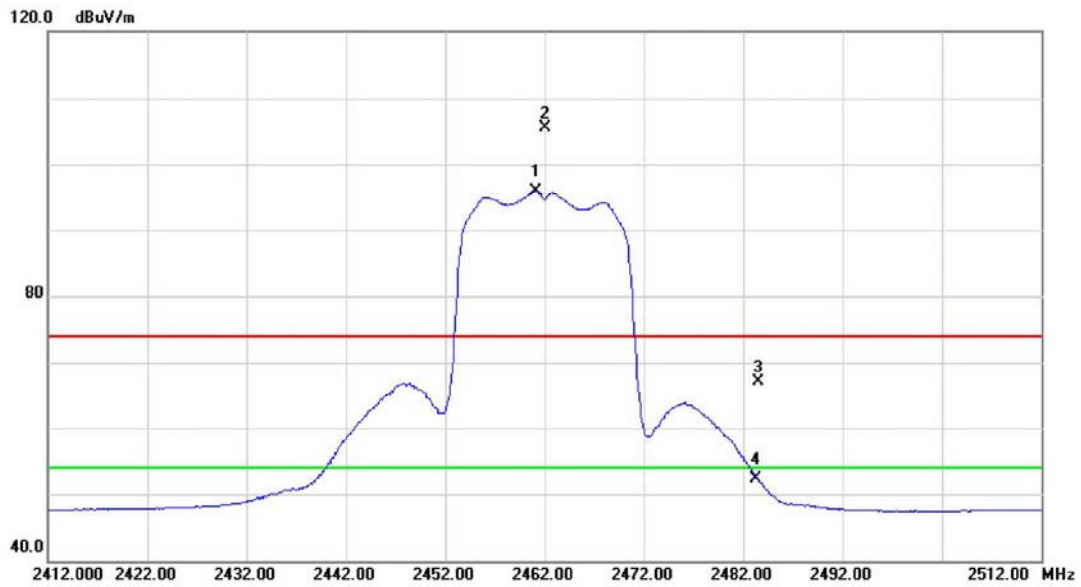
### Vertical



No.	Mk.	Freq. MHz	Reading Level dBuV	Correct Factor dB	Measure- ment dBuV/m	Limit dBuV/m	Over dB	Detector	Comment
1	*	4923.980	41.89	6.66	48.55	54.00	-5.45	AVG	
2		4924.020	47.25	6.66	53.91	74.00	-20.09	peak	

Orthogonal Axis :	X
Test Mode :	TX G MODE 2462MHz

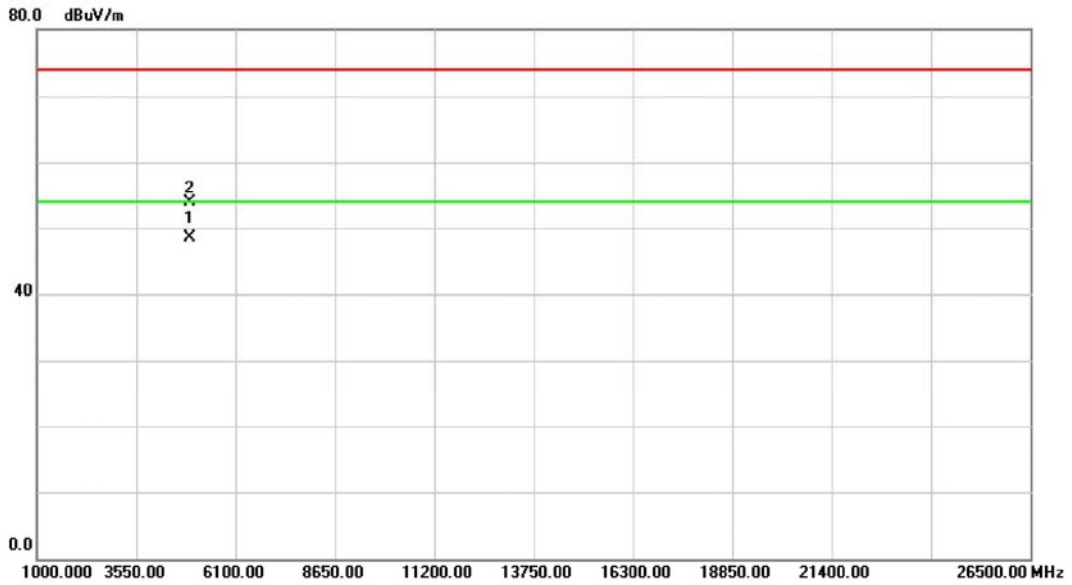
### Horizontal



No.	Mk.	Freq. MHz	Reading Level dBuV	Correct Factor dB	Measure- ment dBuV/m	Limit dBuV/m	Over dB	Detector	Comment
1	*	2461.100	62.37	33.56	95.93	54.00	41.93	AVG	
2	X	2462.100	71.96	33.56	105.52	74.00	31.52	peak	
3		2483.500	33.48	33.62	67.10	74.00	-6.90	peak	
4		2483.500	18.77	33.62	52.39	54.00	-1.61	AVG	

Orthogonal Axis :	X
Test Mode :	TX G MODE 2462MHz

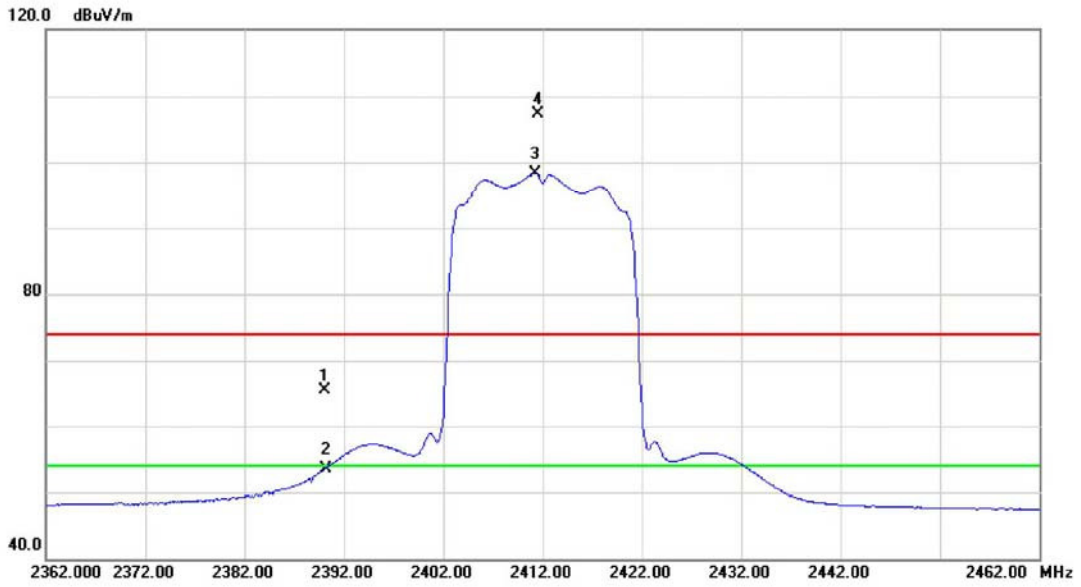
### Horizontal



No. Mk.	Freq. MHz	Reading Level dBuV	Correct Factor dB	Measure- ment dBuV/m	Limit dBuV/m	Over dB	Detector	Comment
1 *	4923.950	41.81	6.66	48.47	54.00	-5.53	AVG	
2	4923.980	47.26	6.66	53.92	74.00	-20.08	peak	

Orthogonal Axis :	X
Test Mode :	TX N-20M MODE 2412MHz

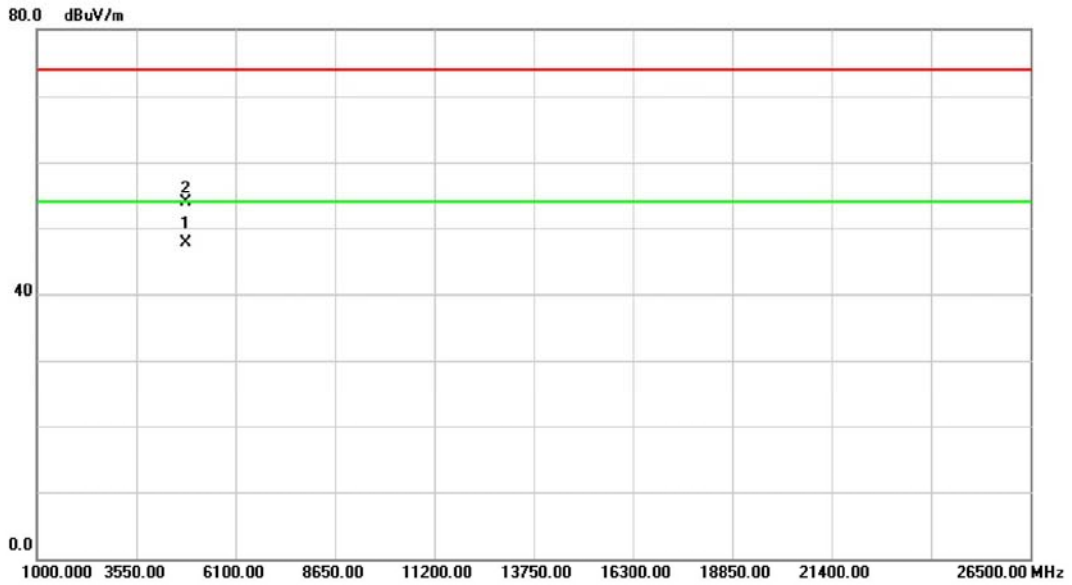
### Vertical



No.	Mk.	Freq. MHz	Reading Level dBuV	Correct Factor dB	Measure- ment dBuV/m	Limit dBuV/m	Over dB	Detector	Comment
1		2390.000	32.17	33.38	65.55	74.00	-8.45	peak	
2		2390.000	20.10	33.38	53.48	54.00	-0.52	AVG	
3	*	2411.200	64.86	33.44	98.30	54.00	44.30	AVG	
4	X	2411.500	73.87	33.44	107.31	74.00	33.31	peak	

Orthogonal Axis :	X
Test Mode :	TX N-20M MODE 2412MHz

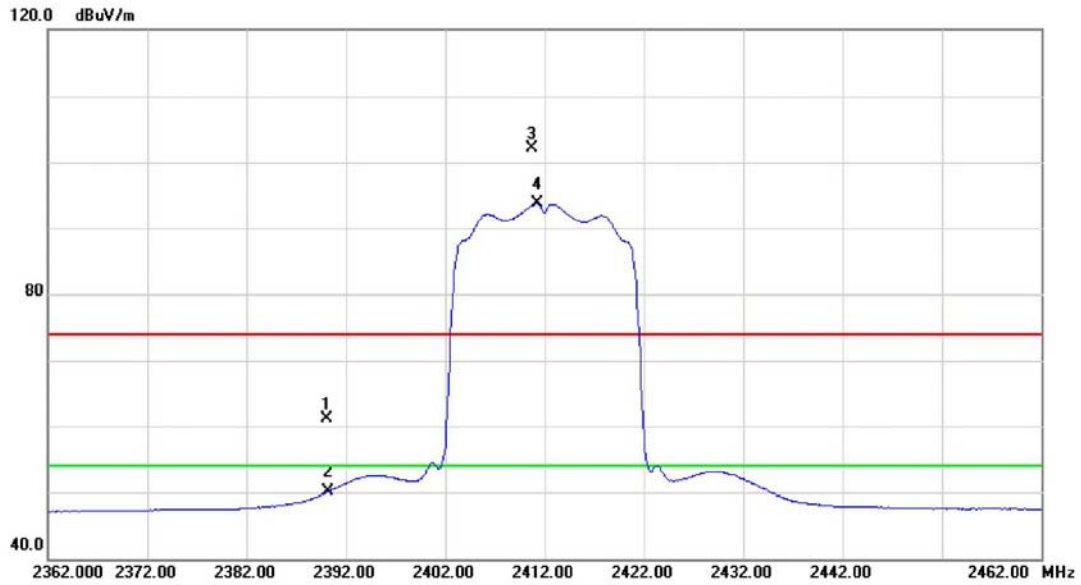
### Vertical



No.	Mk.	Freq. MHz	Reading Level dBuV	Correct Factor dB	Measure- ment dBuV/m	Limit dBuV/m	Over dB	Detector	Comment
1	*	4823.930	41.35	6.44	47.79	54.00	-6.21	AVG	
2		4823.960	47.50	6.44	53.94	74.00	-20.06	peak	

Orthogonal Axis :	X
Test Mode :	TX N-20M MODE 2412MHz

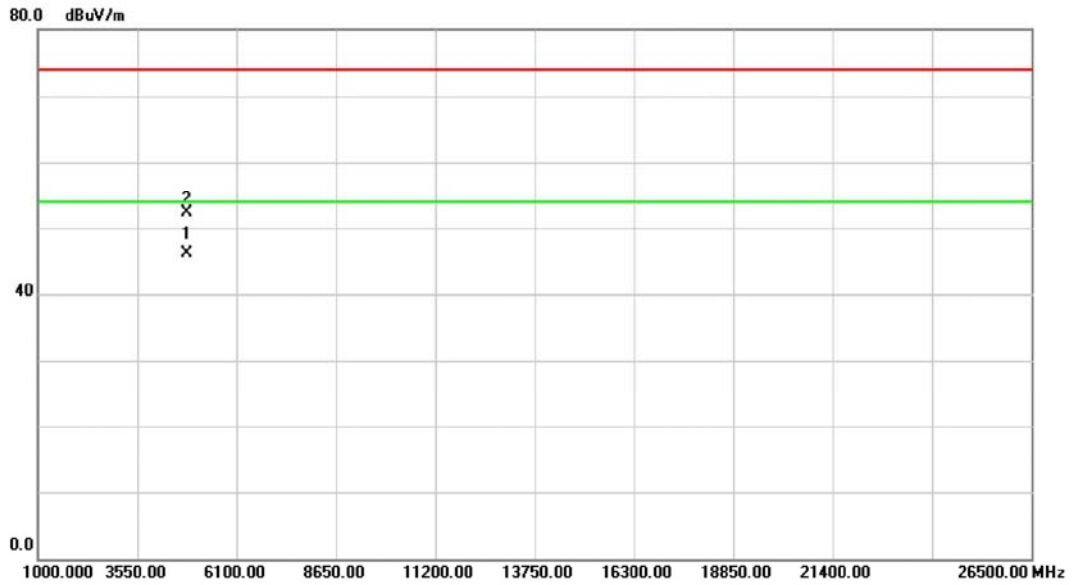
### Horizontal



No.	Mk.	Freq. MHz	Reading Level dBuV	Correct Factor dB	Measure- ment dBuV/m	Limit dBuV/m	Over dB	Detector	Comment
1		2390.000	27.68	33.38	61.06	74.00	-12.94	peak	
2		2390.000	16.67	33.38	50.05	54.00	-3.95	AVG	
3	X	2410.700	68.68	33.44	102.12	74.00	28.12	peak	
4	*	2411.200	60.19	33.44	93.63	54.00	39.63	AVG	

Orthogonal Axis :	X
Test Mode :	TX N-20M MODE 2412MHz

### Horizontal

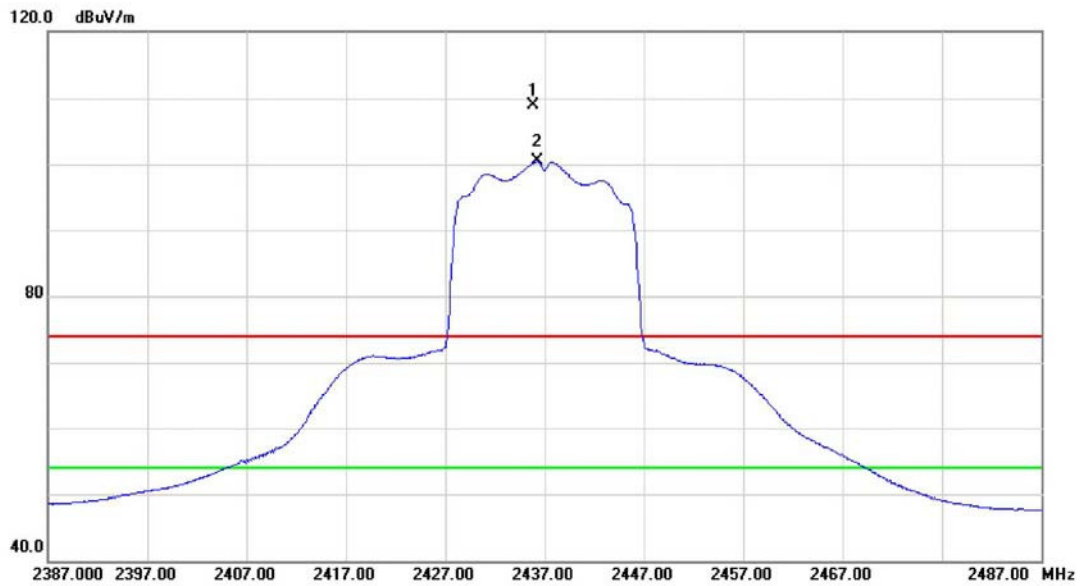


No. Mk.	Freq. MHz	Reading Level dBuV	Correct Factor dB	Measure- ment dBuV/m	Limit dBuV/m	Over dB	Detector	Comment
1 *	4823.960	39.75	6.44	46.19	54.00	-7.81	AVG	
2	4824.080	45.85	6.44	52.29	74.00	-21.71	peak	



Orthogonal Axis :	X
Test Mode :	TX N-20M MODE 2437MHz

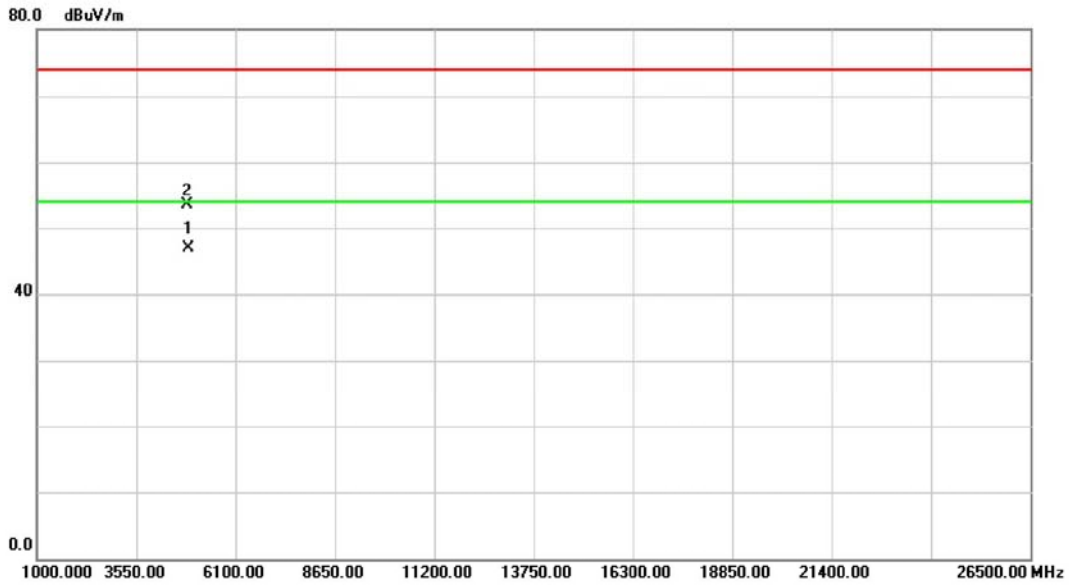
### Vertical



No.	Mk.	Freq. MHz	Reading Level dBuV	Correct Factor dB	Measure- ment dBuV/m	Limit dBuV/m	Over dB	Detector	Comment
1	X	2435.800	75.35	33.50	108.85	74.00	34.85	peak	
2	*	2436.200	66.95	33.50	100.45	54.00	46.45	AVG	

Orthogonal Axis :	X
Test Mode :	TX N-20M MODE 2437MHz

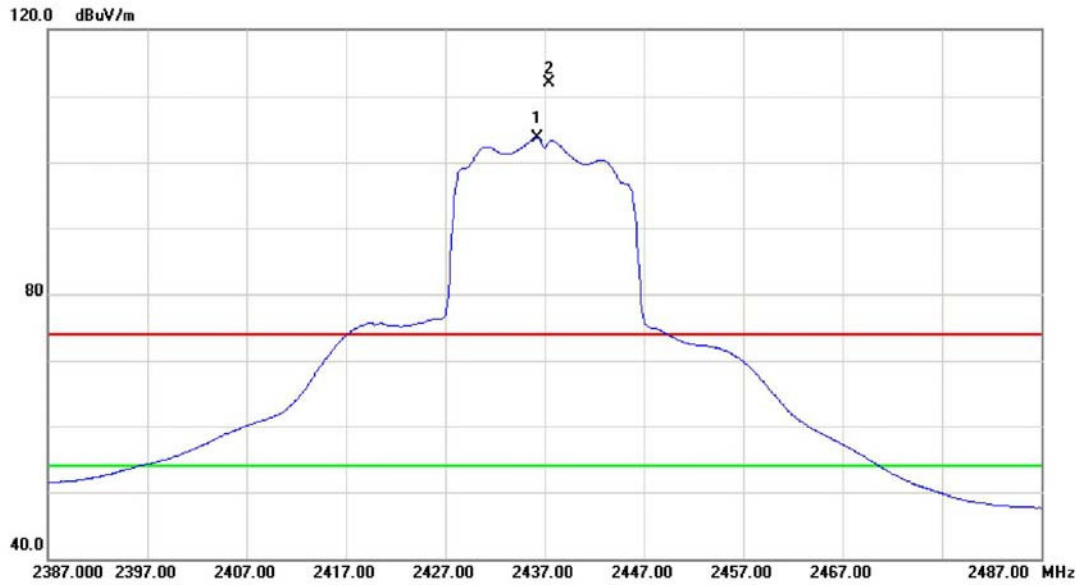
### Vertical



No.	Mk.	Freq. MHz	Reading Level dBuV	Correct Factor dB	Measure- ment dBuV/m	Limit dBuV/m	Over dB	Detector	Comment
1	*	4873.910	40.33	6.55	46.88	54.00	-7.12	AVG	
2		4873.970	47.05	6.55	53.60	74.00	-20.40	peak	

Orthogonal Axis :	X
Test Mode :	TX N-20M MODE 2437MHz

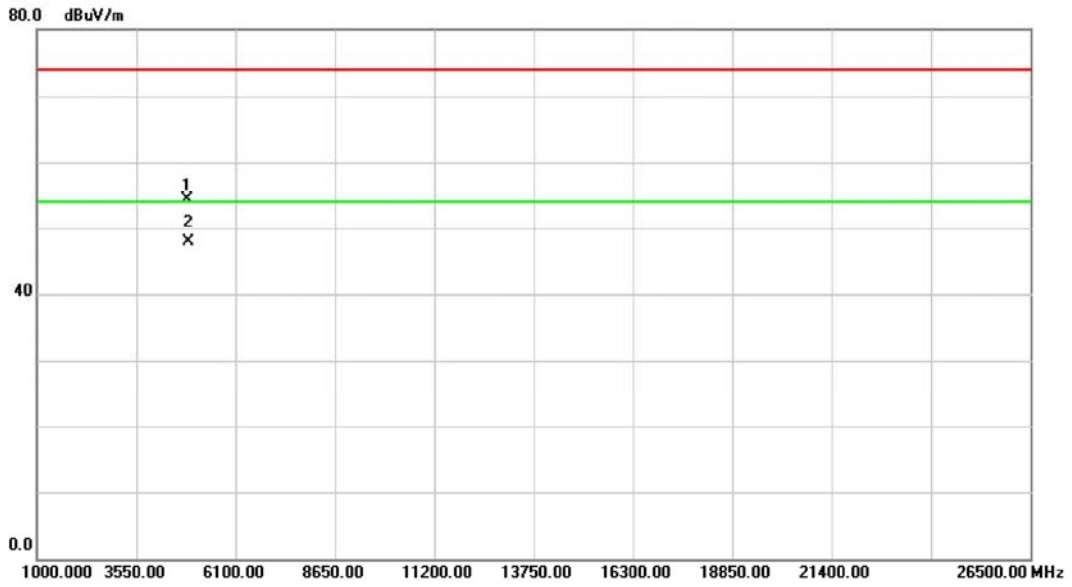
### Horizontal



No.	Mk.	Freq. MHz	Reading Level dBuV	Correct Factor dB	Measure- ment dBuV/m	Limit dBuV/m	Over dB	Detector	Comment
1	*	2436.200	70.16	33.50	103.66	54.00	49.66	AVG	
2	X	2437.500	78.38	33.50	111.88	74.00	37.88	peak	

Orthogonal Axis :	X
Test Mode :	TX N-20M MODE 2437MHz

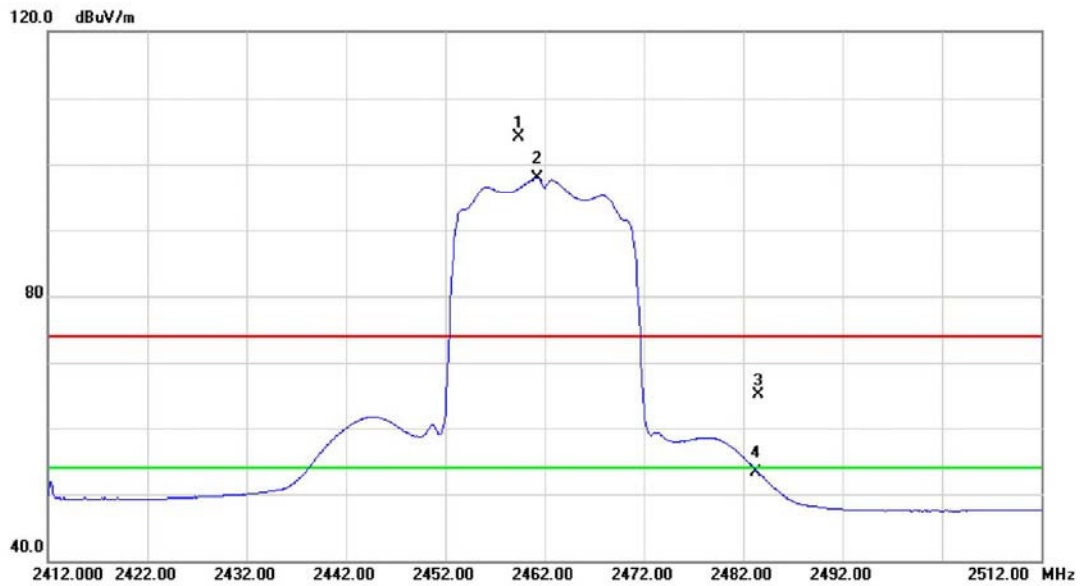
### Horizontal



No. Mk.	Freq. MHz	Reading Level dBuV	Correct Factor dB	Measure- ment dBuV/m	Limit dBuV/m	Over dB	Detector	Comment
1	4873.920	47.69	6.55	54.24	74.00	-19.76	peak	
2 *	4874.030	41.32	6.55	47.87	54.00	-6.13	AVG	

Orthogonal Axis :	X
Test Mode :	TX N-20M MODE 2462MHz

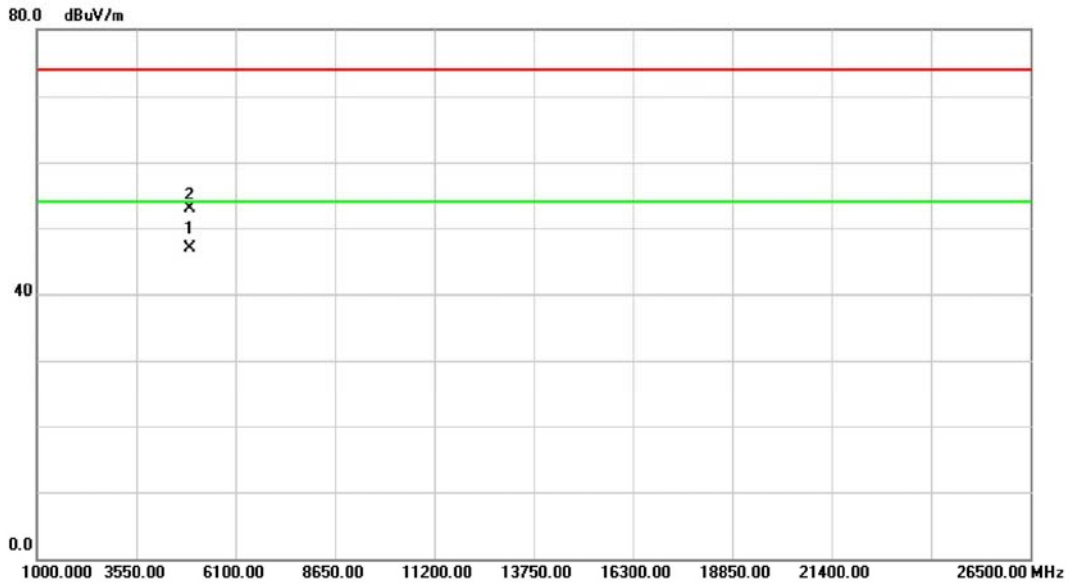
### Vertical



No.	Mk.	Freq. MHz	Reading Level dBuV	Correct Factor dB	Measure- ment dBuV/m	Limit dBuV/m	Over dB	Detector	Comment
1	X	2459.400	70.48	33.56	104.04	74.00	30.04	peak	
2	*	2461.200	64.41	33.56	97.97	54.00	43.97	AVG	
3		2483.500	31.41	33.62	65.03	74.00	-8.97	peak	
4		2483.500	19.64	33.62	53.26	54.00	-0.74	AVG	

Orthogonal Axis :	X
Test Mode :	TX N-20M MODE 2462MHz

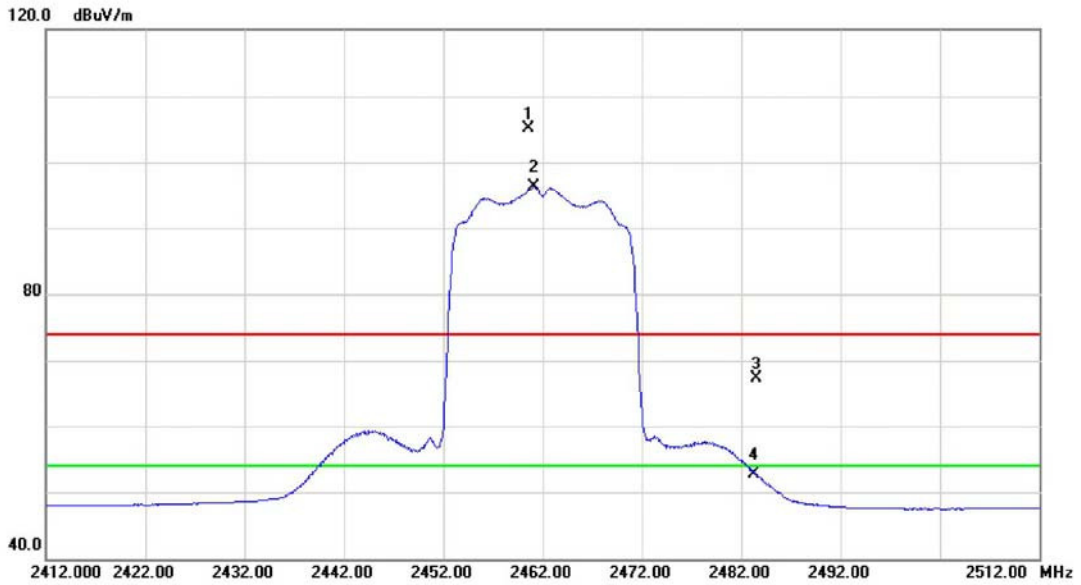
### Vertical



No. Mk.	Freq. MHz	Reading Level dBuV	Correct Factor dB	Measure- ment dBuV/m	Limit dBuV/m	Over dB	Detector	Comment
1 *	4923.086	40.19	6.66	46.85	54.00	-7.15	AVG	
2	4924.035	46.15	6.66	52.81	74.00	-21.19	peak	

Orthogonal Axis :	X
Test Mode :	TX N-20M MODE 2462MHz

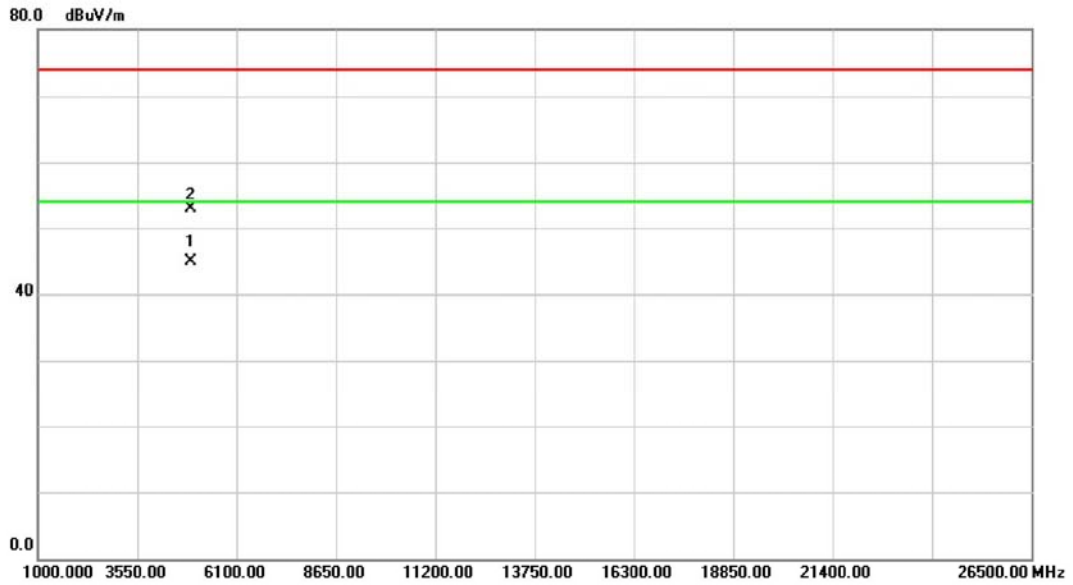
### Horizontal



No.	Mk.	Freq. MHz	Reading Level dBuV	Correct Factor dB	Measure- ment dBuV/m	Limit dBuV/m	Over dB	Detector	Comment
1	X	2460.600	71.47	33.56	105.03	74.00	31.03	peak	
2	*	2461.100	62.66	33.56	96.22	54.00	42.22	AVG	
3		2483.500	33.65	33.62	67.27	74.00	-6.73	peak	
4		2483.500	19.05	33.62	52.67	54.00	-1.33	AVG	

Orthogonal Axis :	X
Test Mode :	TX N-20M MODE 2462MHz

### Horizontal

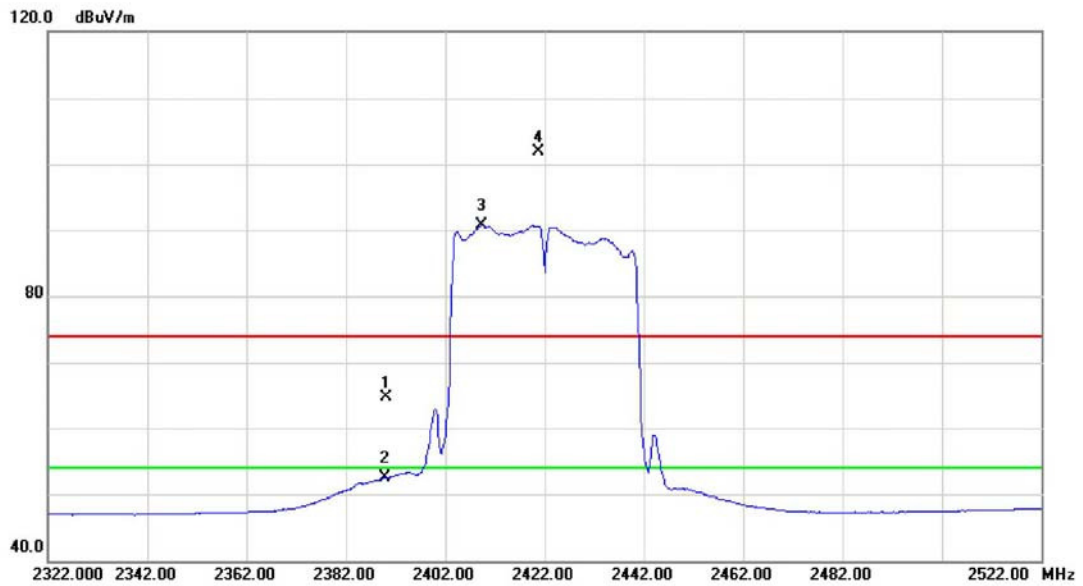


No. Mk.	Freq. MHz	Reading Level dBuV	Correct Factor dB	Measure- ment dBuV/m	Limit dBuV/m	Over dB	Detector	Comment
1 *	4923.950	38.31	6.66	44.97	54.00	-9.03	AVG	
2	4923.980	46.16	6.66	52.82	74.00	-21.18	peak	



Orthogonal Axis :	X
Test Mode :	TX N-40M MODE 2422MHz

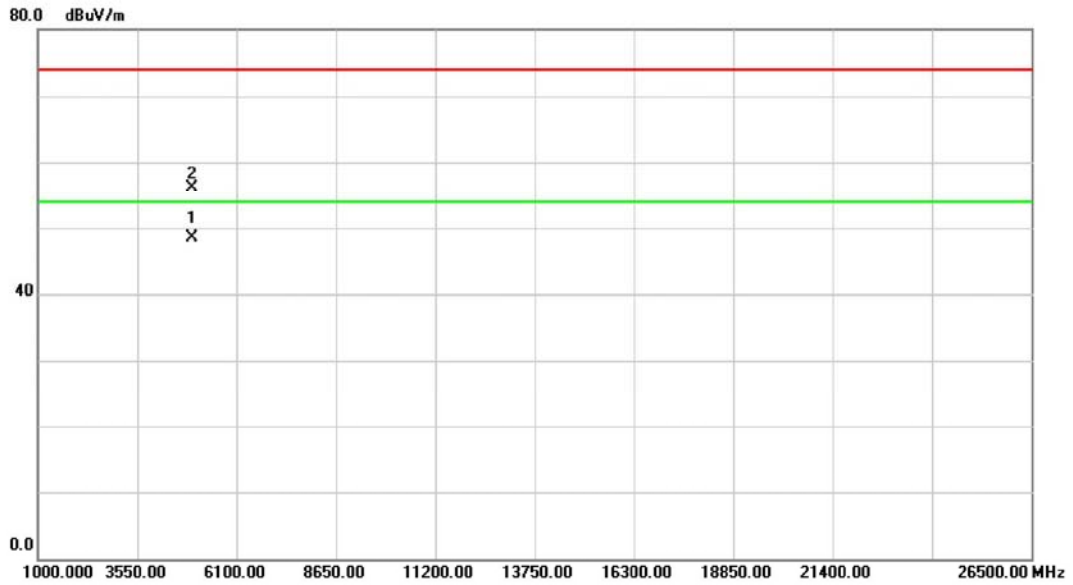
### Vertical



No.	Mk.	Freq. MHz	Reading Level dBuV	Correct Factor dB	Measure- ment dBuV/m	Limit dBuV/m	Over dB	Detector	Comment
1		2390.000	31.29	33.38	64.67	74.00	-9.33	peak	
2		2390.000	19.11	33.38	52.49	54.00	-1.51	AVG	
3	*	2409.400	57.31	33.43	90.74	54.00	36.74	AVG	
4	X	2420.800	68.48	33.46	101.94	74.00	27.94	peak	

Orthogonal Axis :	X
Test Mode :	TX N-40M MODE 2422MHz

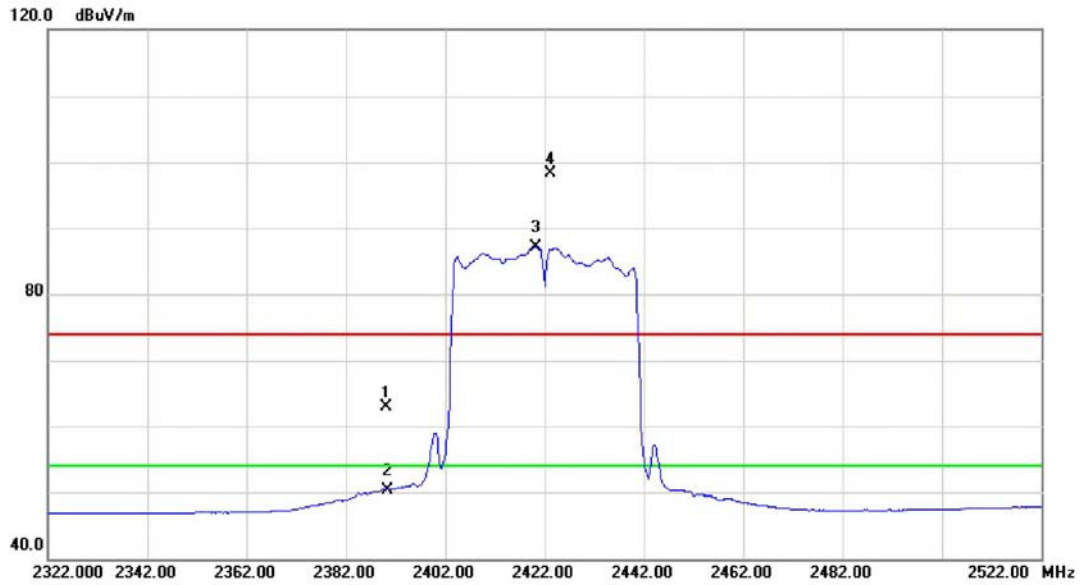
### Vertical



No. Mk.	Freq. MHz	Reading Level dBuV	Correct Factor dB	Measure- ment dBuV/m	Limit dBuV/m	Over dB	Detector	Comment
1 *	4944.000	41.75	6.70	48.45	54.00	-5.55	AVG	
2	4944.050	49.31	6.70	56.01	74.00	-17.99	peak	

Orthogonal Axis :	X
Test Mode :	TX N-40M MODE 2422MHz

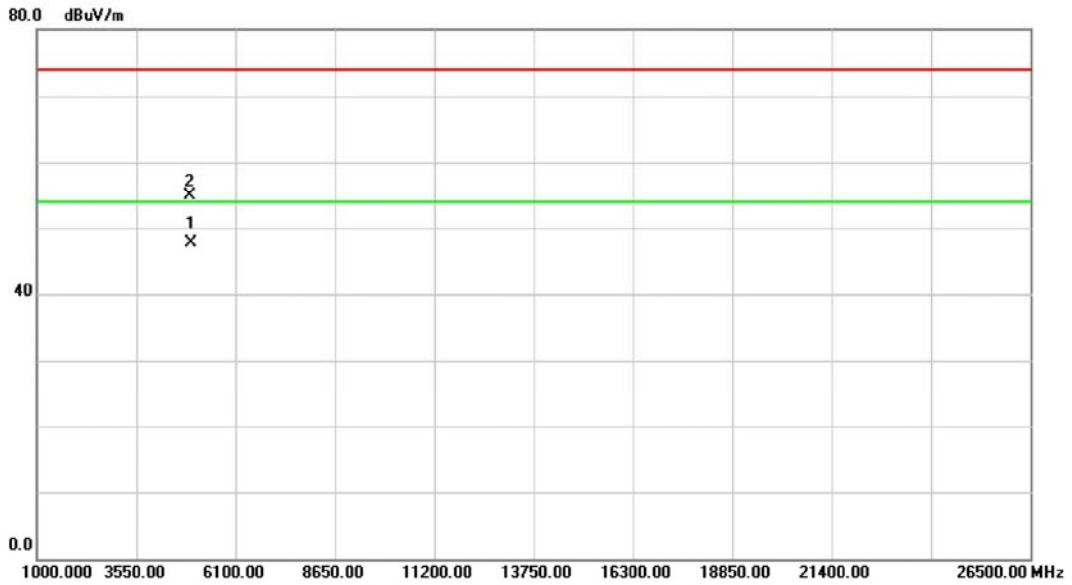
### Horizontal



No. Mk.	Freq. MHz	Reading Level dBuV	Correct Factor dB	Measure- ment dBuV/m	Limit dBuV/m	Over dB	Detector	Comment
1	2390.000	29.46	33.38	62.84	74.00	-11.16	peak	
2	2390.000	16.96	33.38	50.34	54.00	-3.66	AVG	
3 *	2420.200	53.57	33.46	87.03	54.00	33.03	AVG	
4 X	2423.200	64.93	33.47	98.40	74.00	24.40	peak	

Orthogonal Axis :	X
Test Mode :	TX N-40M MODE 2422MHz

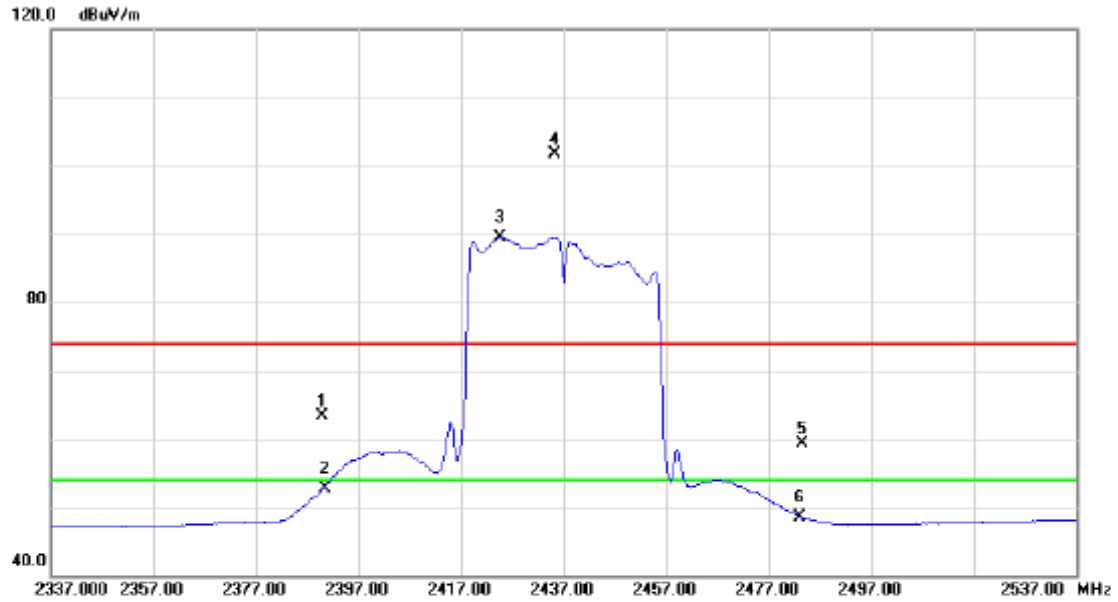
### Horizontal



No.	Mk.	Freq. MHz	Reading Level dBuV	Correct Factor dB	Measure- ment dBuV/m	Limit dBuV/m	Over dB	Detector	Comment
1	*	4943.960	41.07	6.70	47.77	54.00	-6.23	AVG	
2		4943.970	48.12	6.70	54.82	74.00	-19.18	peak	

Orthogonal Axis :	X
Test Mode :	TX N-40M MODE 2437MHz

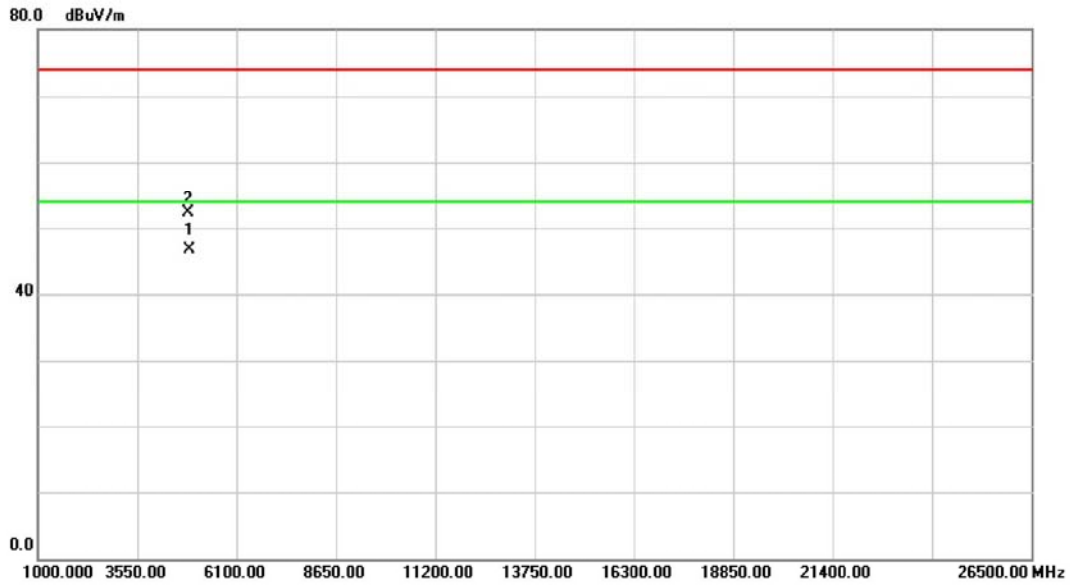
### Vertical



No.	Mk.	Freq. MHz	Reading Level dBuV	Correct Factor dB	Measure- ment dBuV/m	Limit dBuV/m	Over dB	Detector	Comment
1		2390.000	29.83	33.38	63.21	74.00	-10.79	peak	
2		2390.000	19.36	33.38	52.74	54.00	-1.26	AVG	
3	*	2424.600	56.11	33.47	89.58	54.00	35.58	AVG	
4	X	2435.200	68.11	33.50	101.61	74.00	27.61	peak	
5		2483.500	25.61	33.62	59.23	74.00	-14.77	peak	
6		2483.500	14.88	33.62	48.50	54.00	-5.50	AVG	

Orthogonal Axis :	X
Test Mode :	TX N-40M MODE 2437MHz

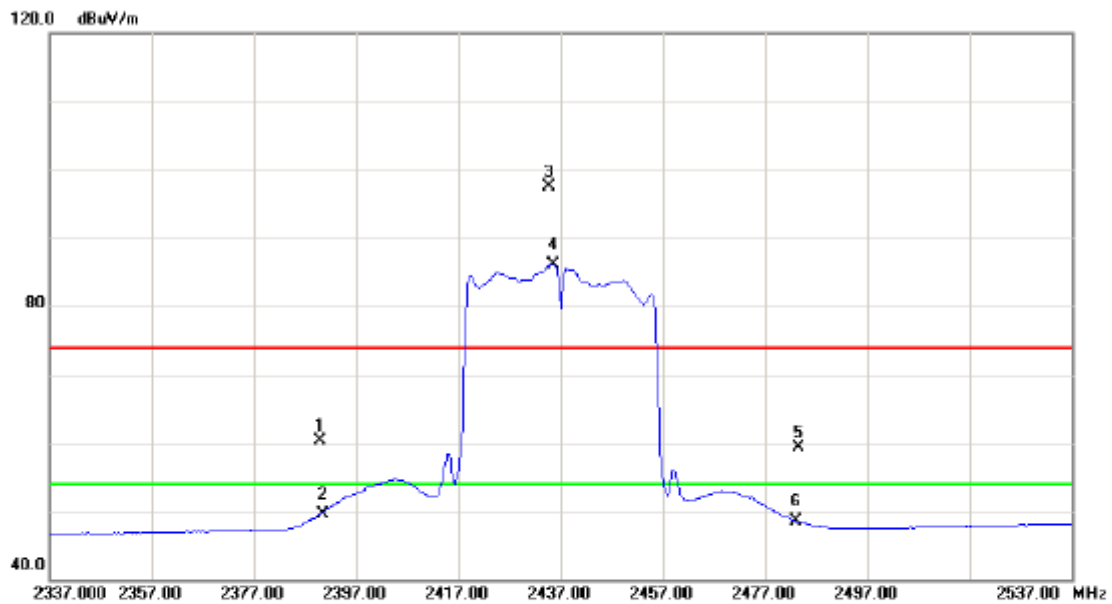
### Vertical



No.	Mk.	Freq. MHz	Reading Level dBuV	Correct Factor dB	Measure- ment dBuV/m	Limit dBuV/m	Over dB	Detector	Comment
1	*	4873.960	40.13	6.55	46.68	54.00	-7.32	AVG	
2		4873.980	45.83	6.55	52.38	74.00	-21.62	peak	

Orthogonal Axis :	X
Test Mode :	TX N-40M MODE 2437MHz

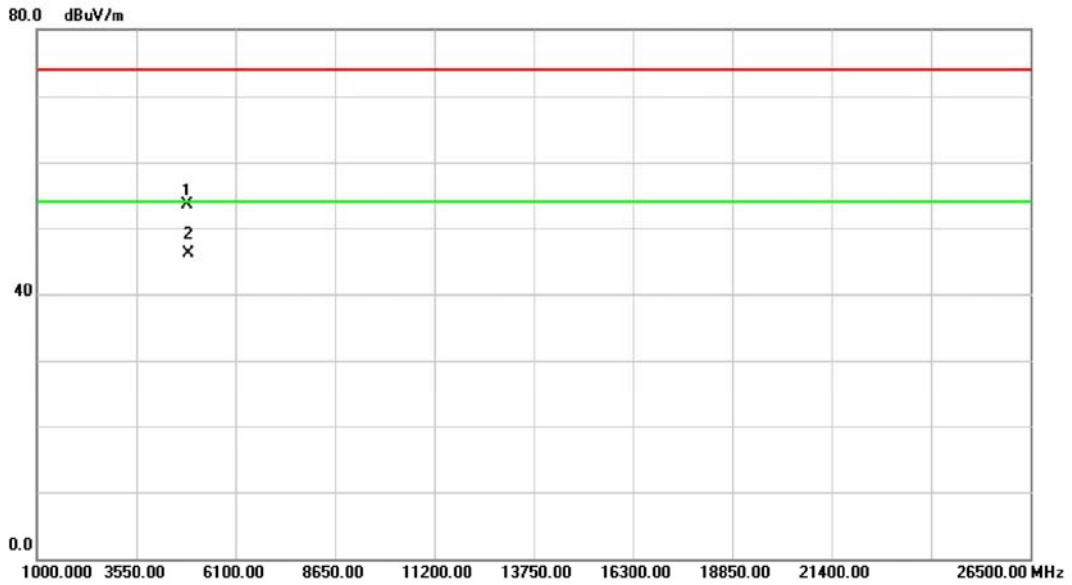
### Horizontal



No.	Mk.	Freq. MHz	Reading Level dBuV	Correct Factor dB	Measure- ment dBuV/m	Limit dBuV/m	Over dB	Detector	Comment
1		2390.000	26.83	33.38	60.21	74.00	-13.79	peak	
2		2390.000	16.19	33.38	49.57	54.00	-4.43	AVG	
3	X	2434.600	64.05	33.50	97.55	74.00	23.55	peak	
4	*	2435.400	52.59	33.50	86.09	54.00	32.09	AVG	
5		2483.500	25.64	33.62	59.26	74.00	-14.74	peak	
6		2483.500	14.82	33.62	48.44	54.00	-5.56	AVG	

Orthogonal Axis :	X
Test Mode :	TX N-40M MODE 2437MHz

### Horizontal

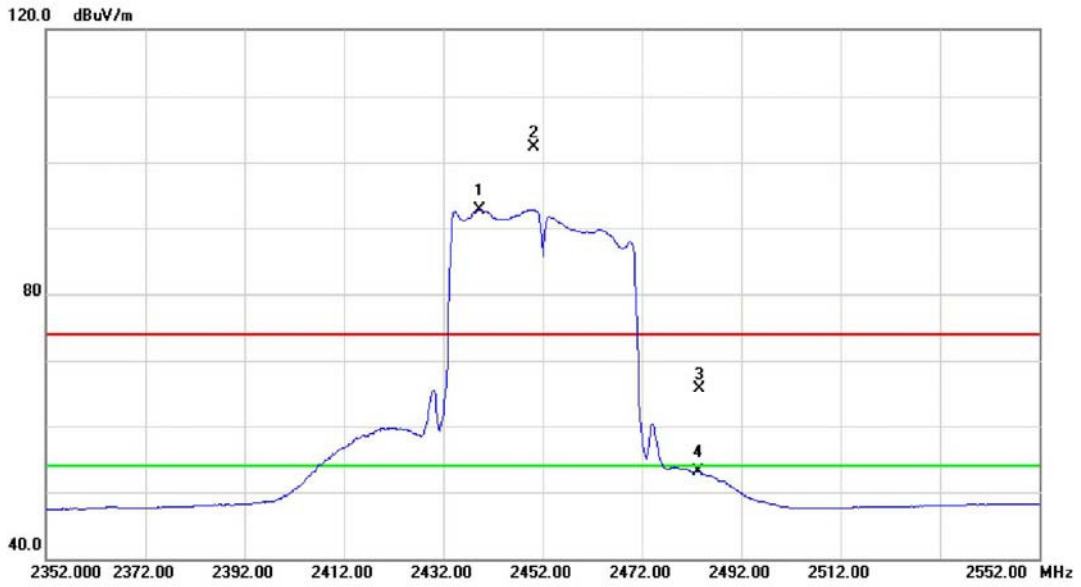


No. Mk.	Freq. MHz	Reading Level dBuV	Correct Factor dB	Measure- ment dBuV/m	Limit dBuV/m	Over dB	Detector	Comment
1	4873.920	46.89	6.55	53.44	74.00	-20.56	peak	
2 *	4874.060	39.52	6.55	46.07	54.00	-7.93	AVG	



Orthogonal Axis :	X
Test Mode :	TX N-40M MODE 2452MHz

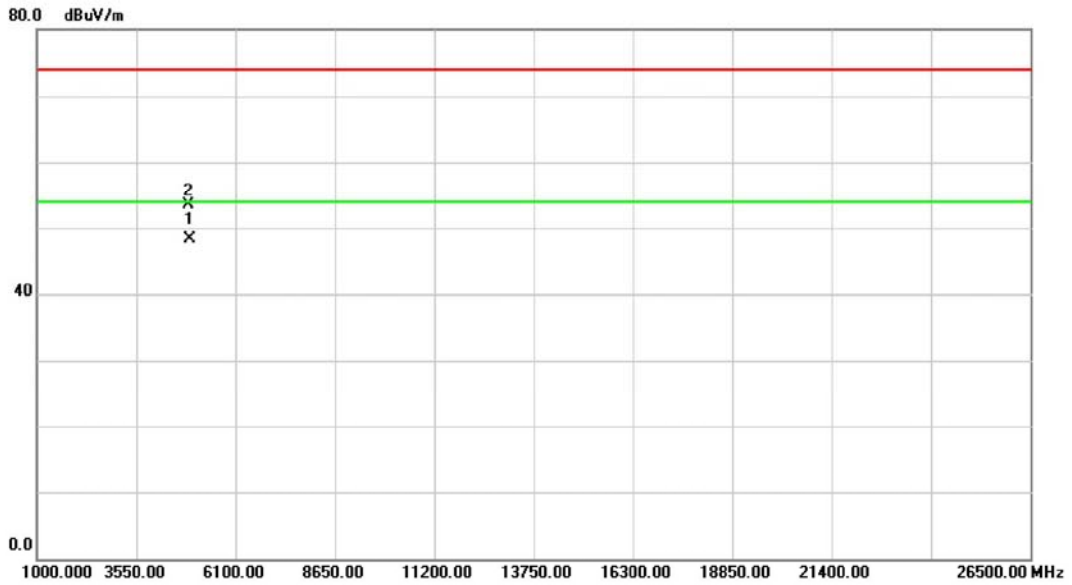
### Vertical



No.	Mk.	Freq. MHz	Reading Level dBuV	Correct Factor dB	Measure- ment dBuV/m	Limit dBuV/m	Over dB	Detector	Comment
1	*	2439.400	59.28	33.51	92.79	54.00	38.79	AVG	
2	X	2450.200	68.84	33.53	102.37	74.00	28.37	peak	
3		2483.500	32.14	33.62	65.76	74.00	-8.24	peak	
4		2483.500	19.40	33.62	53.02	54.00	-0.98	AVG	

Orthogonal Axis :	X
Test Mode :	TX N-40M MODE 2452MHz

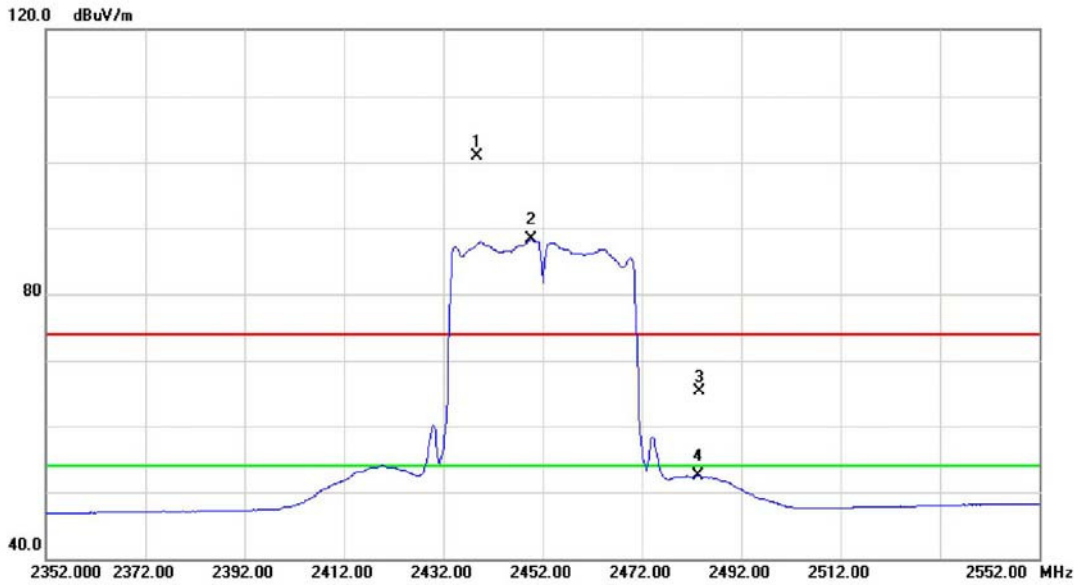
### Vertical



No.	Mk.	Freq. MHz	Reading Level dBuV	Correct Factor dB	Measure- ment dBuV/m	Limit dBuV/m	Over dB	Detector	Comment
1	*	4903.960	41.73	6.61	48.34	54.00	-5.66	AVG	
2		4903.980	46.83	6.61	53.44	74.00	-20.56	peak	

Orthogonal Axis :	X
Test Mode :	TX N-40M MODE 2452MHz

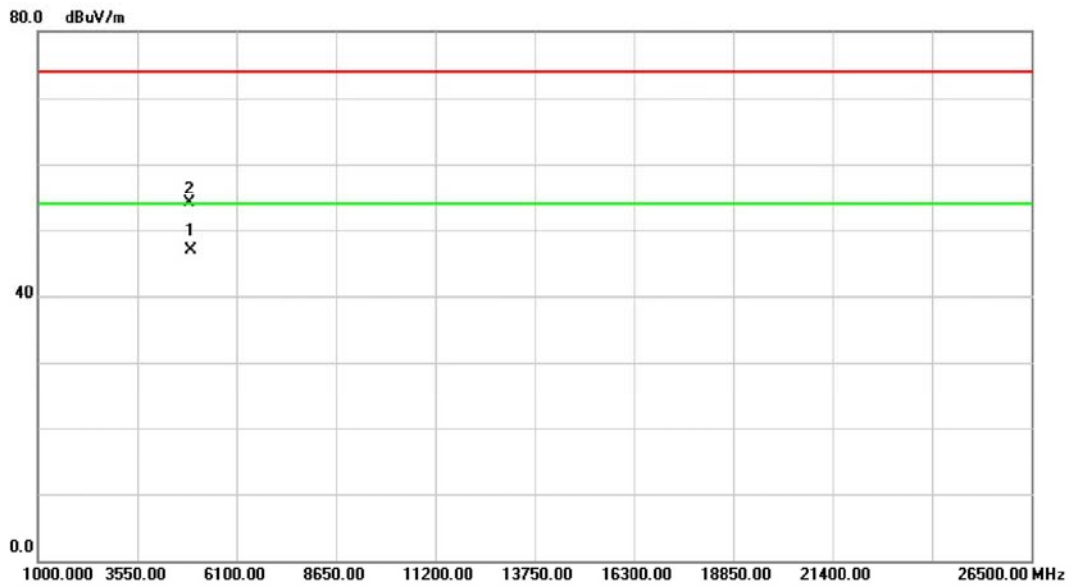
### Horizontal



No.	Mk.	Freq. MHz	Reading Level dBuV	Correct Factor dB	Measure- ment dBuV/m	Limit dBuV/m	Over dB	Detector	Comment
1	X	2438.800	67.42	33.50	100.92	74.00	26.92	peak	
2	*	2449.800	54.71	33.53	88.24	54.00	34.24	AVG	
3		2483.500	31.72	33.62	65.34	74.00	-8.66	peak	
4		2483.500	18.85	33.62	52.47	54.00	-1.53	AVG	

Orthogonal Axis :	X
Test Mode :	TX N-40M MODE 2452MHz

### Horizontal



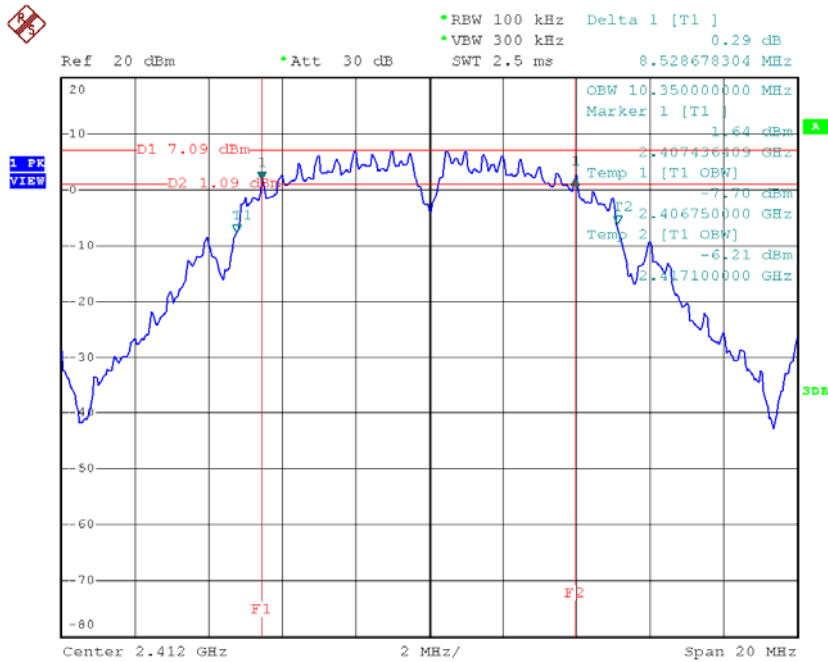
No.	Mk.	Freq. MHz	Reading Level dBuV	Correct Factor dB	Measure- ment dBuV/m	Limit dBuV/m	Over dB	Detector	Comment
1	*	4903.940	40.28	6.61	46.89	54.00	-7.11	AVG	
2		4903.980	47.48	6.61	54.09	74.00	-19.91	peak	

## ATTACHMENT E - BANDWIDTH

**Test Mode : TX B Mode\_CH01/06/11**

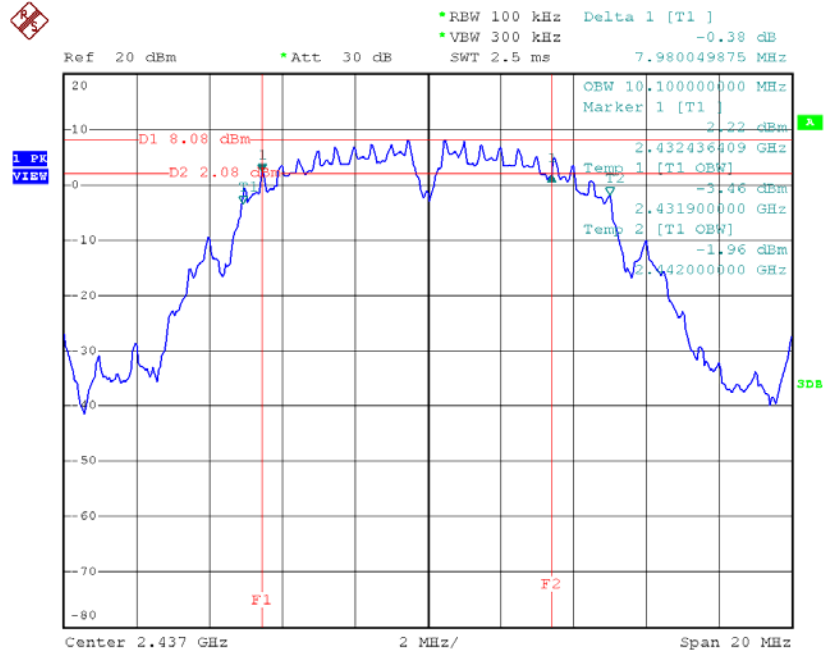
Frequency	6dB Bandwidth (MHz)	99% Occupied BW (MHz)	Min. Limit (kHz)	Test Result
2412 MHz	8.53	10.35	500	Complies
2437 MHz	7.98	10.10	500	Complies
2462 MHz	8.08	10.15	500	Complies

**TX CH01**



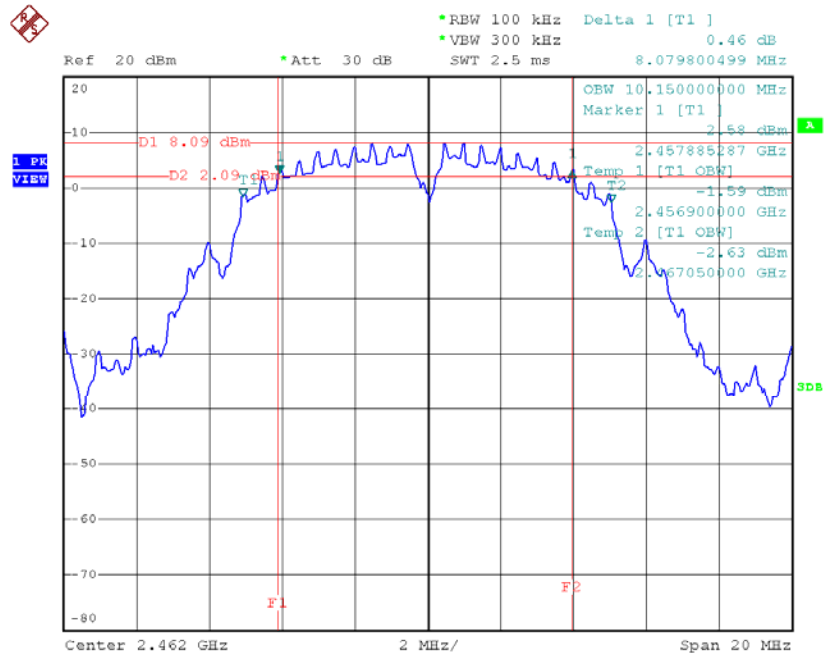
Date: 24.JUL.2014 11:01:14

## TX CH06



Date: 24.JUL.2014 11:03:58

## TX CH11

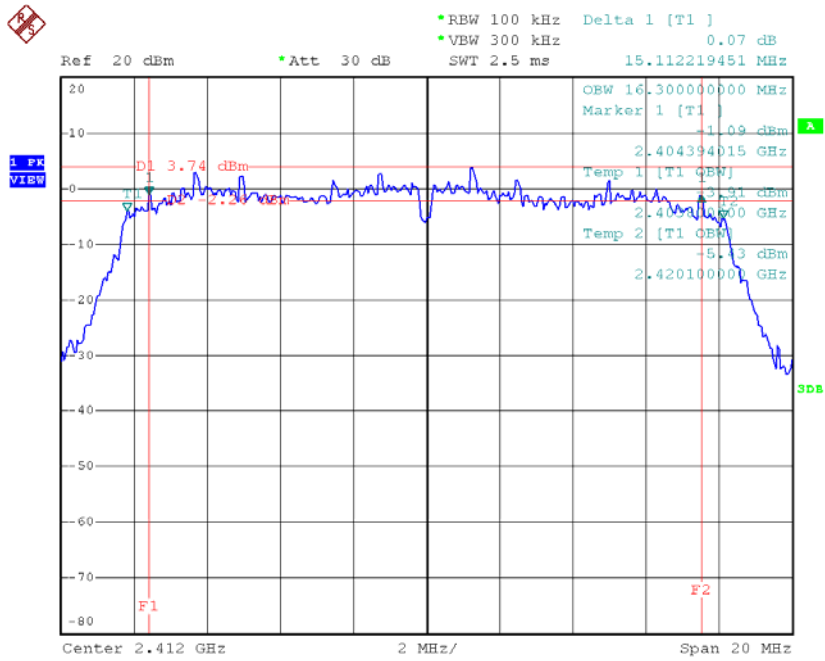


Date: 24.JUL.2014 11:05:45

**Test Mode: TX G Mode\_CH01/06/11**

Frequency	6dB Bandwidth (MHz)	99% Occupied BW (MHz)	Min. Limit (kHz)	Test Result
2412 MHz	15.11	16.30	500	Complies
2437 MHz	15.11	16.40	500	Complies
2462 MHz	14.06	16.35	500	Complies

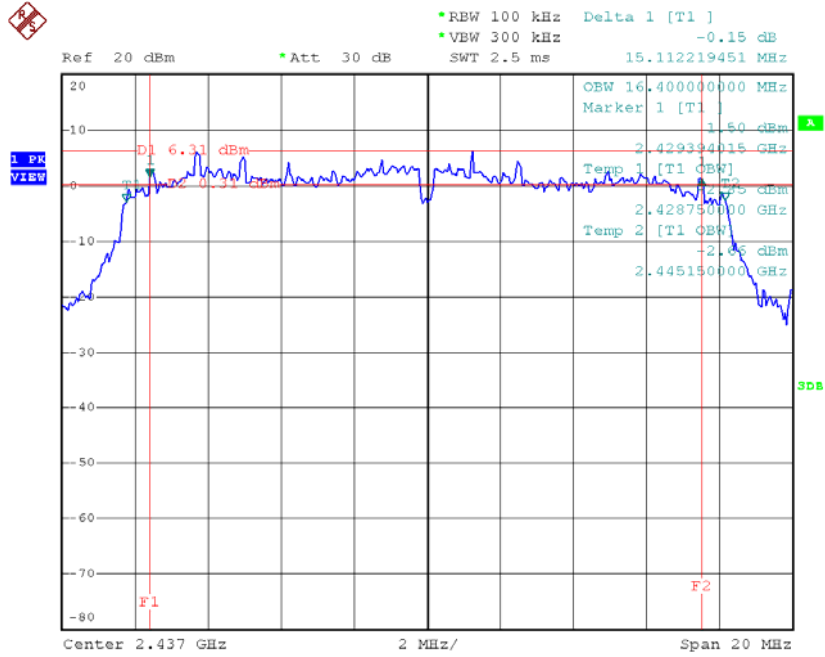
**TX CH01**



Date: 24.JUL.2014 11:08:39

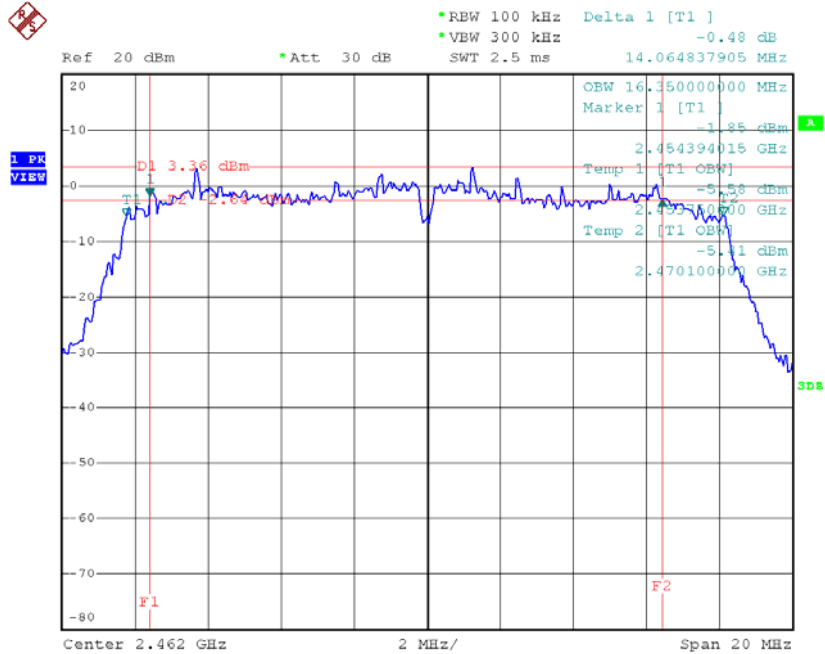


### TX CH06



Date: 24.JUL.2014 11:10:36

### TX CH11

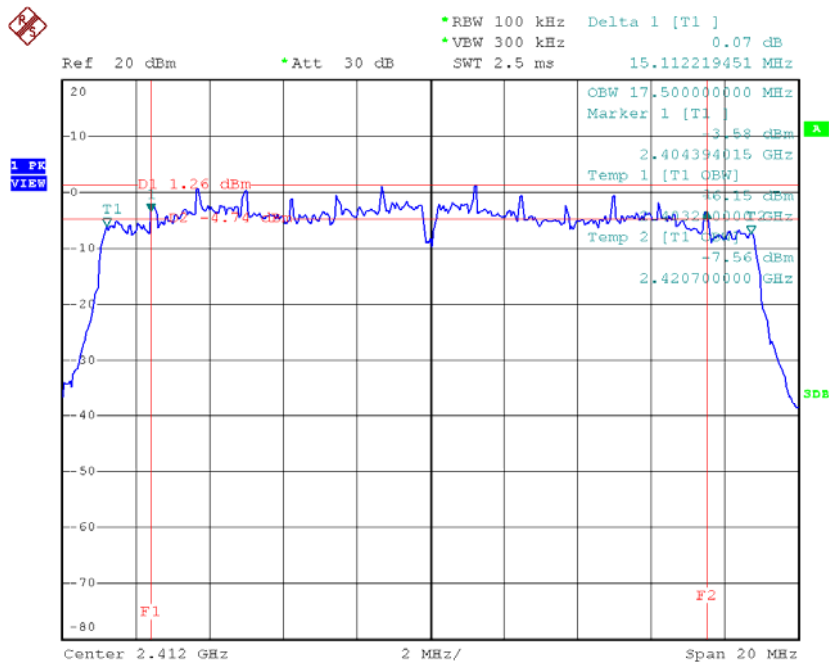


Date: 24.JUL.2014 11:12:15

**Test Mode : TX N-20MHz Mode\_CH01/06/11\_ANT 1**

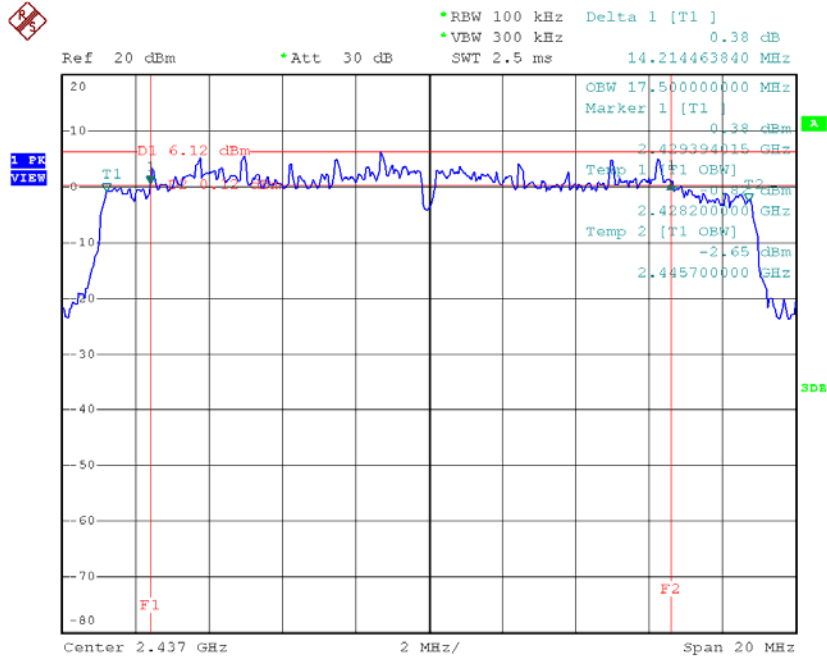
Frequency	6dB Bandwidth (MHz)	BW (MHz)	Min. Limit (kHz)	Test Result
2412 MHz	15.11	17.50	500	Complies
2437 MHz	14.21	17.50	500	Complies
2462 MHz	13.57	17.50	500	Complies

**TX CH01**



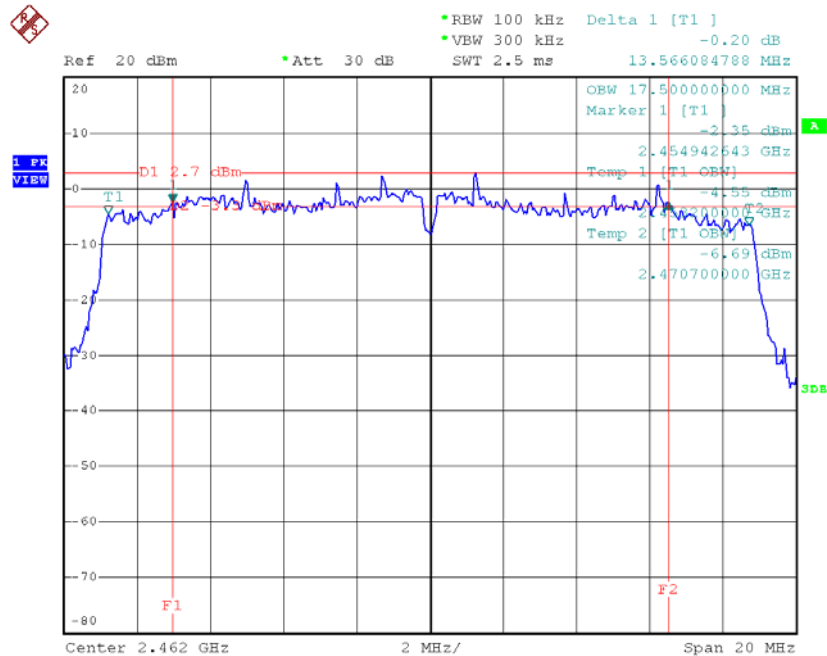
Date: 24.JUL.2014 11:15:34

### TX CH06



Date: 24.JUL.2014 11:31:24

### TX CH11

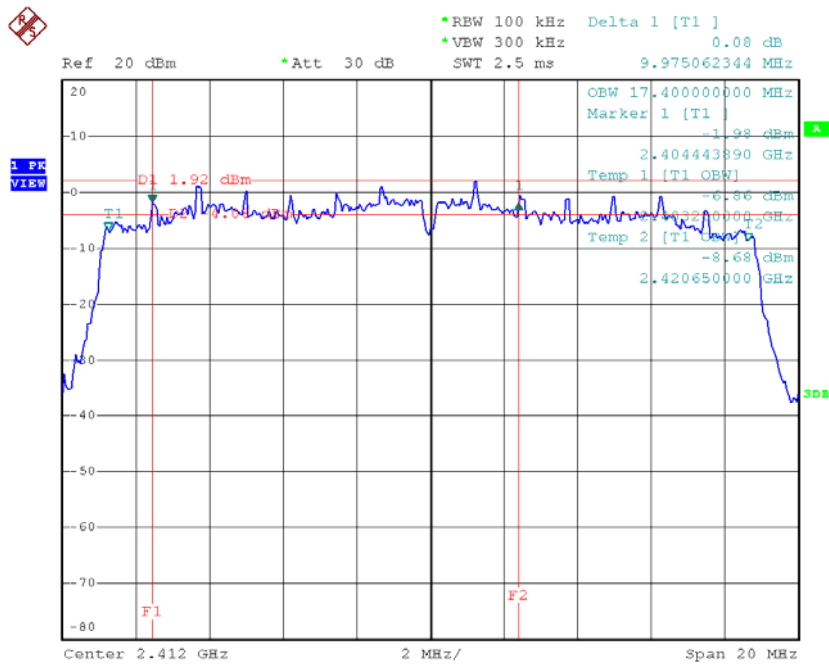


Date: 24.JUL.2014 11:37:53

**Test Mode : TX N-20MHz Mode\_CH01/06/11\_ANT 2**

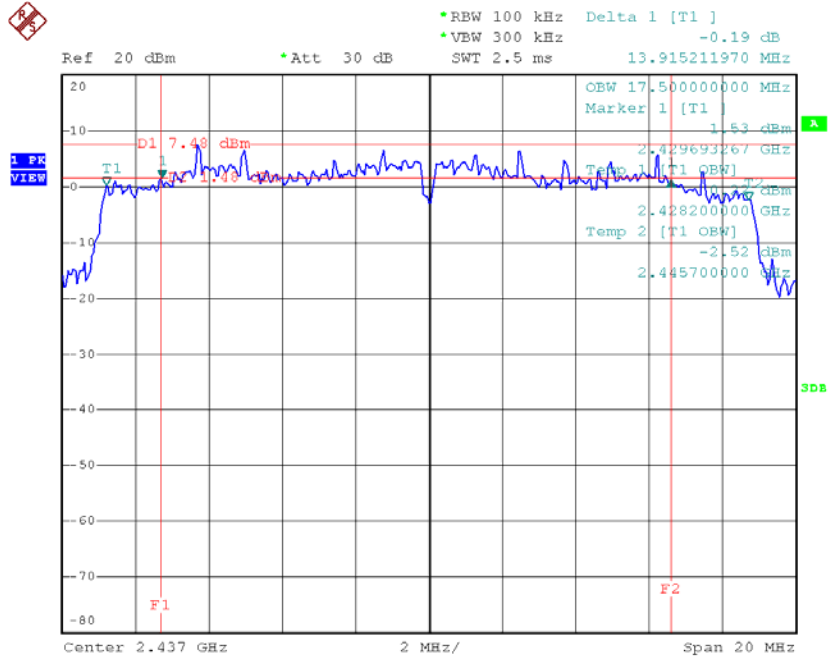
Frequency	6dB Bandwidth (MHz)	BW (MHz)	Min. Limit (kHz)	Test Result
2412 MHz	9.98	17.40	500	Complies
2437 MHz	13.92	17.50	500	Complies
2462 MHz	14.86	17.45	500	Complies

**TX CH01**



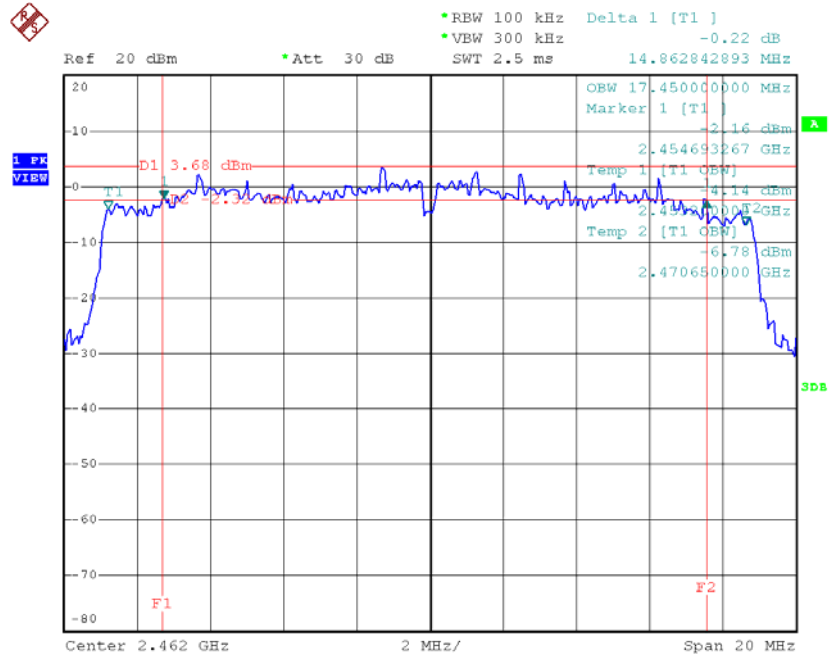
Date: 24.JUL.2014 11:19:03

## TX CH06



Date: 24.JUL.2014 11:33:48

## TX CH11

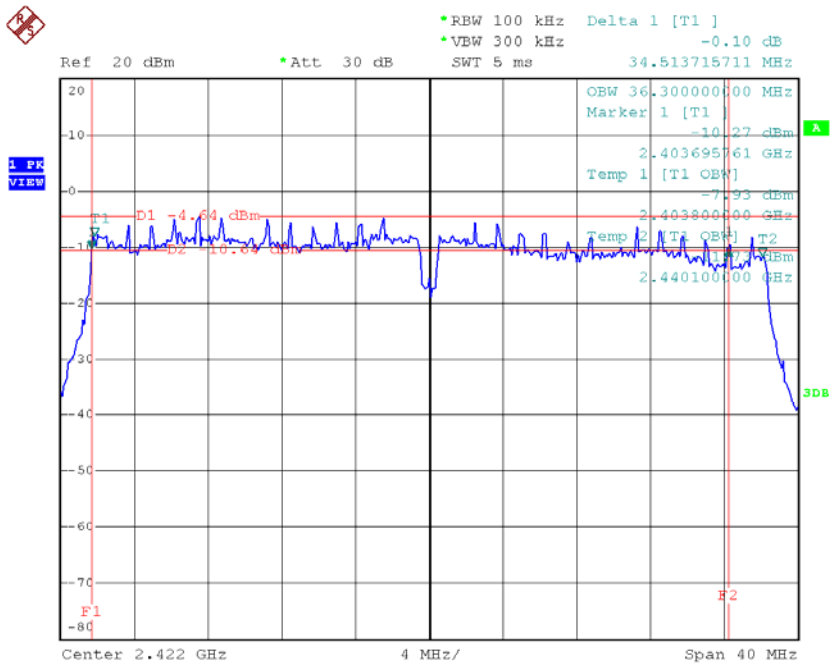


Date: 24.JUL.2014 11:40:16

**Test Mode : TX N-40MHz Mode\_CH03/06/09\_ANT 1**

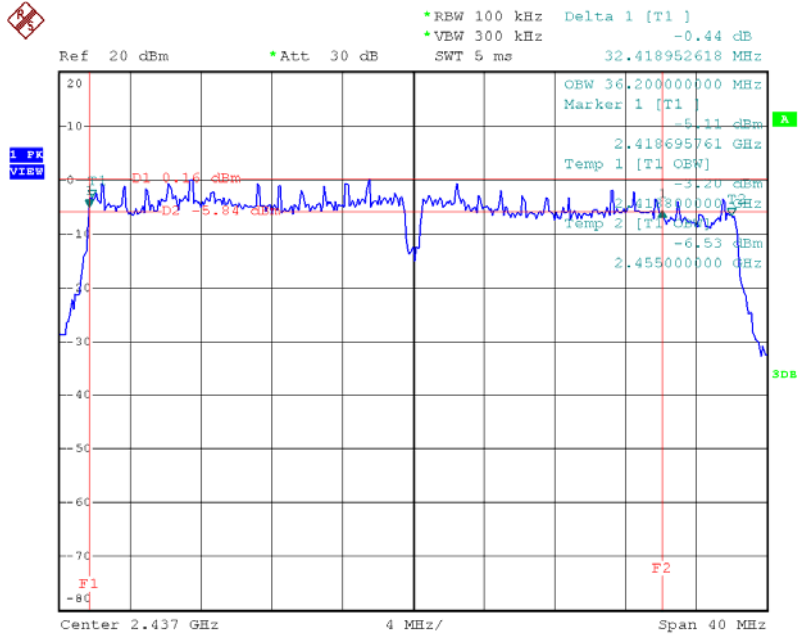
Frequency	6dB Bandwidth (MHz)	BW (MHz)	Min. Limit (kHz)	Test Result
2422 MHz	34.51	36.30	500	Complies
2437 MHz	32.42	36.20	500	Complies
2452 MHz	35.91	36.40	500	Complies

**TX CH03**



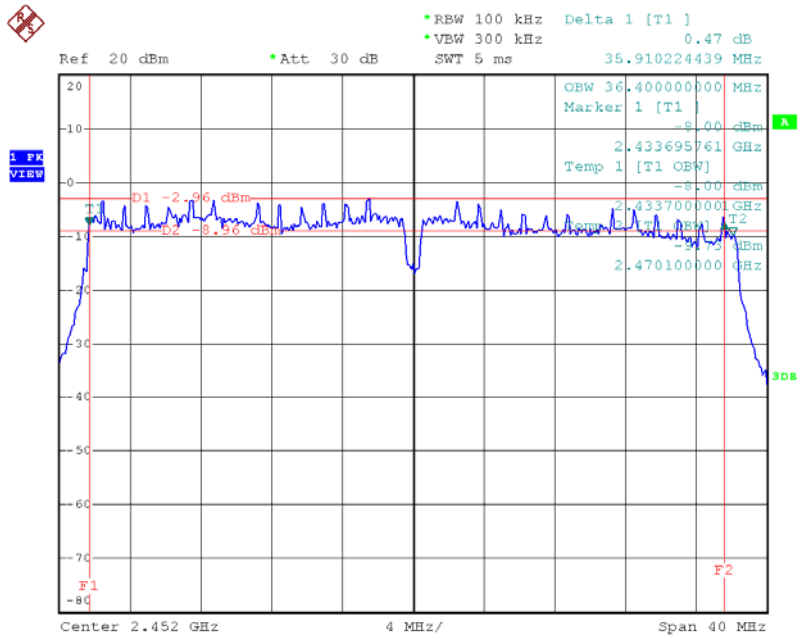
Date: 24.JUL.2014 11:43:16

### TX CH06



Date: 24.JUL.2014 21:23:28

### TX CH09

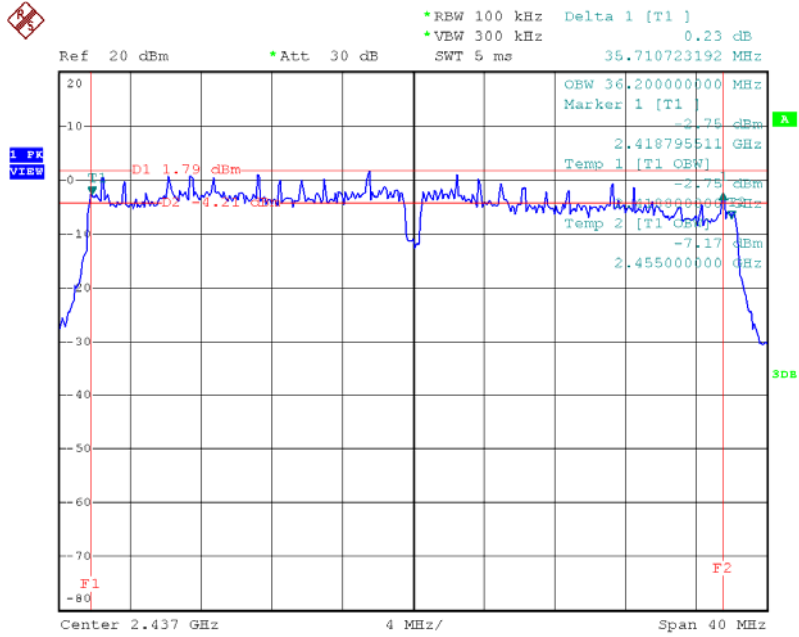


Date: 24.JUL.2014 21:28:33



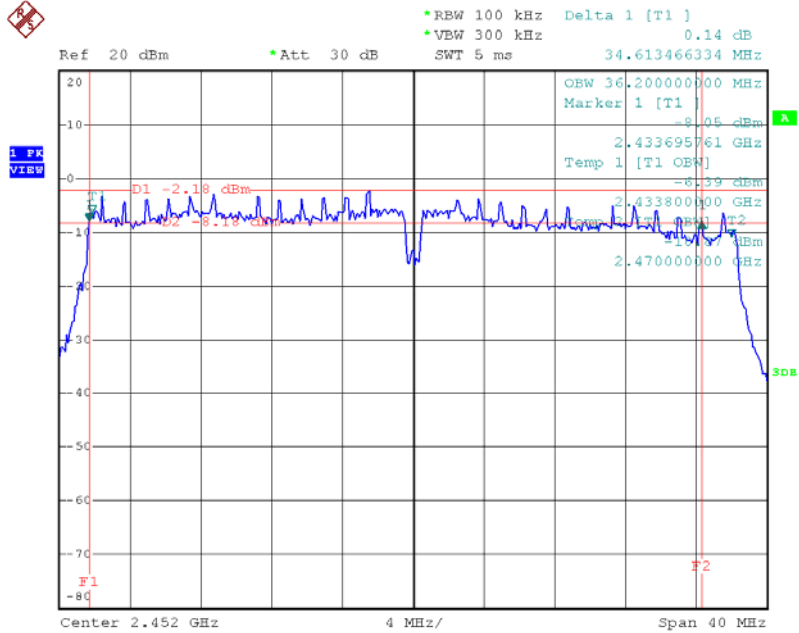


### TX CH06



Date: 24.JUL.2014 21:25:39

### TX CH09



Date: 24.JUL.2014 21:31:35

## ATTACHMENT F - MAXIMUM OUTPUT POWER

Test Mode : TX B Mode					
Frequency	Conducted Power (dBm)	Conducted Power (W)	Max. Limit(dBm)	Max. Limit(W)	Result
2412 MHz	20.36	0.1086	30.00	1.00	Complies
2437 MHz	21.05	0.1274	30.00	1.00	Complies
2462 MHz	21.35	0.1365	30.00	1.00	Complies

Test Mode : TX G Mode					
Frequency	Conducted Power (dBm)	Conducted Power (W)	Max. Limit(dBm)	Max. Limit(W)	Result
2412 MHz	22.26	0.1683	30.00	1.00	Complies
2437 MHz	23.45	0.2213	30.00	1.00	Complies
2462 MHz	22.28	0.1690	30.00	1.00	Complies

Test Mode : TX N-20M Mode_ANT 1					
Frequency	Conducted Power (dBm)	Conducted Power (W)	Max. Limit(dBm)	Max. Limit(W)	Result
2412 MHz	21.90	0.1549	30.00	1.00	Complies
2437 MHz	23.30	0.2138	30.00	1.00	Complies
2462 MHz	21.96	0.1570	30.00	1.00	Complies

Test Mode : TX N-20M Mode_ANT 2					
Frequency	Conducted Power (dBm)	Conducted Power (W)	Max. Limit(dBm)	Max. Limit(W)	Result
2412 MHz	21.46	0.1400	30.00	1.00	Complies
2437 MHz	21.87	0.1538	30.00	1.00	Complies
2462 MHz	21.75	0.1496	30.00	1.00	Complies

Test Mode : TX N-20M Mode_Total					
Frequency	Conducted Power (dBm)	Conducted Power (W)	Max. Limit(dBm)	Max. Limit(W)	Result
2412 MHz	24.70	0.2948	30.00	1.00	Complies
2437 MHz	25.65	0.3676	30.00	1.00	Complies
2462 MHz	24.87	0.3067	30.00	1.00	Complies

Test Mode : TX N-40M Mode_ANT 1					
Frequency	Conducted Power (dBm)	Conducted Power (W)	Max. Limit(dBm)	Max. Limit(W)	Result
2422 MHz	19.66	0.0925	30.00	1.00	Complies
2437 MHz	23.07	0.2028	30.00	1.00	Complies
2452 MHz	20.92	0.1236	30.00	1.00	Complies

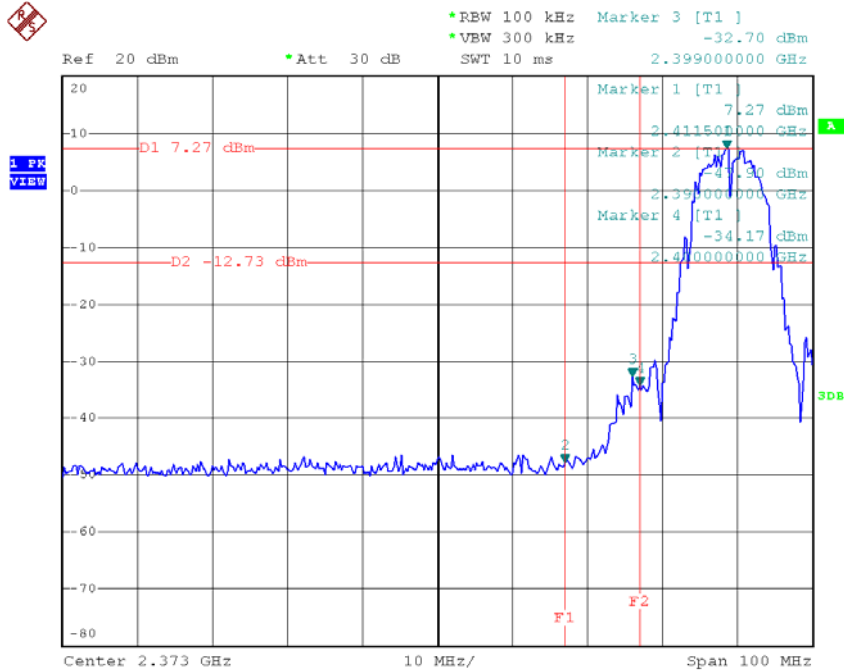
Test Mode : TX N-40M Mode_ANT 2					
Frequency	Conducted Power (dBm)	Conducted Power (W)	Max. Limit(dBm)	Max. Limit(W)	Result
2422 MHz	20.17	0.1040	30.00	1.00	Complies
2437 MHz	21.87	0.1538	30.00	1.00	Complies
2452 MHz	20.89	0.1227	30.00	1.00	Complies

Test Mode : TX N-40M Mode_Total					
Frequency	Conducted Power (dBm)	Conducted Power (W)	Max. Limit(dBm)	Max. Limit(W)	Result
2422 MHz	22.93	0.1965	30.00	1.00	Complies
2437 MHz	25.52	0.3566	30.00	1.00	Complies
2452 MHz	23.92	0.2463	30.00	1.00	Complies

**ATTACHMENT G - ANTENNA CONDUCTED SPURIOUS  
EMISSION**

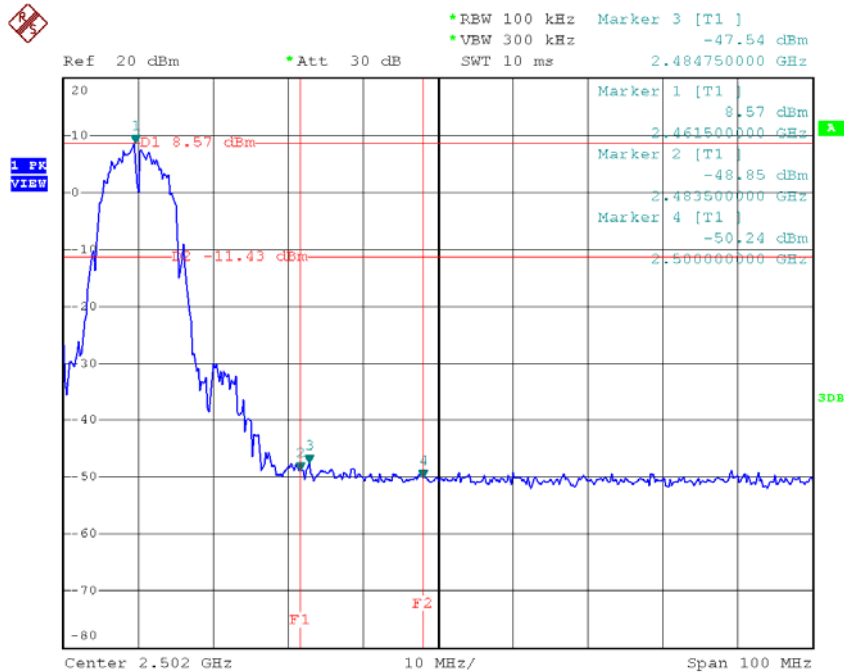
<b>Test Mode :</b>	<b>TX B Mode</b>
--------------------	------------------

### TX B mode CH01



Date: 24.JUL.2014 11:01:33

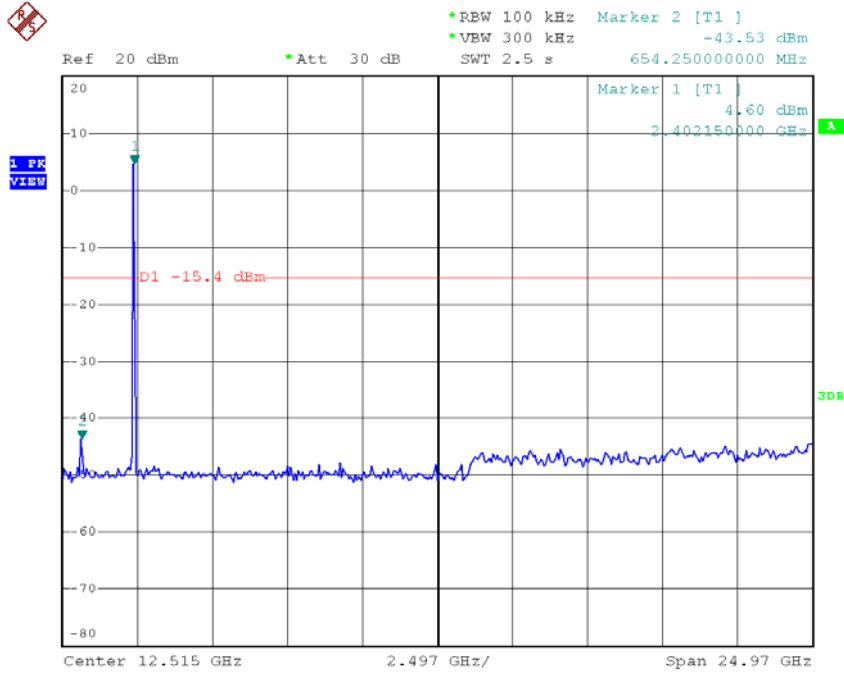
### TX B mode CH11



Date: 24.JUL.2014 11:06:08

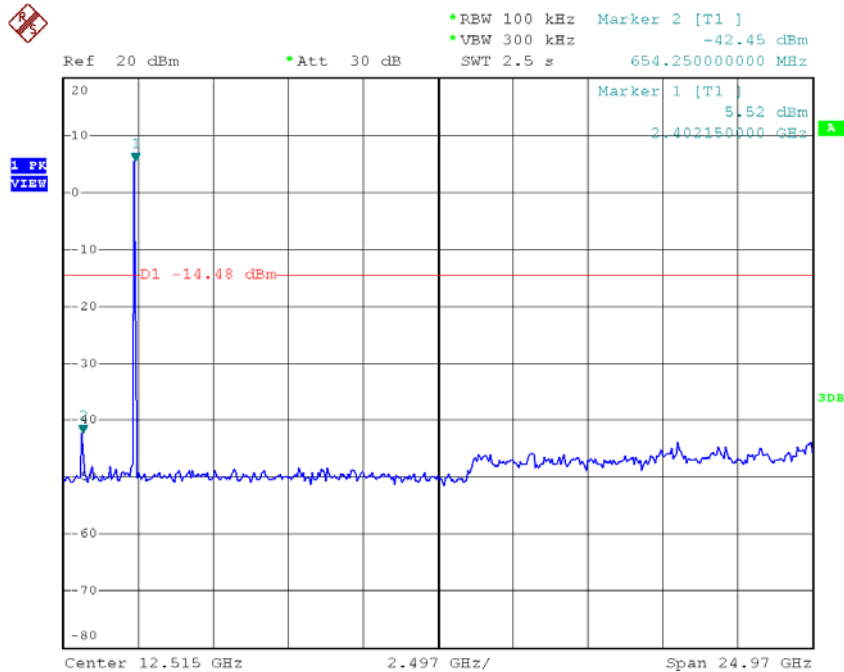


### TX B mode CH01 (10 Harmonic of the frequency)



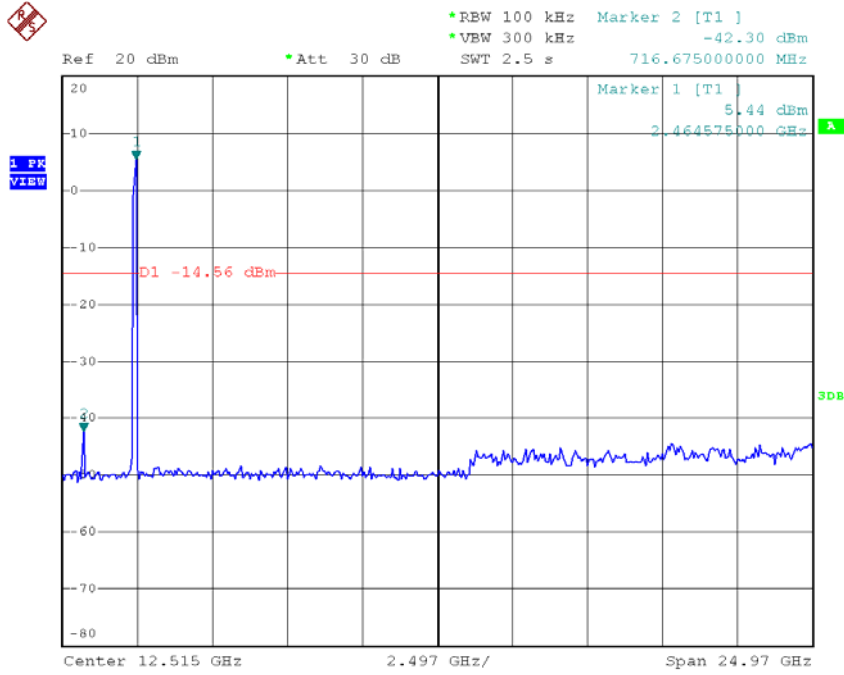
Date: 24.JUL.2014 11:00:50

### TX B mode CH06 (10 Harmonic of the frequency)



Date: 24.JUL.2014 11:03:31

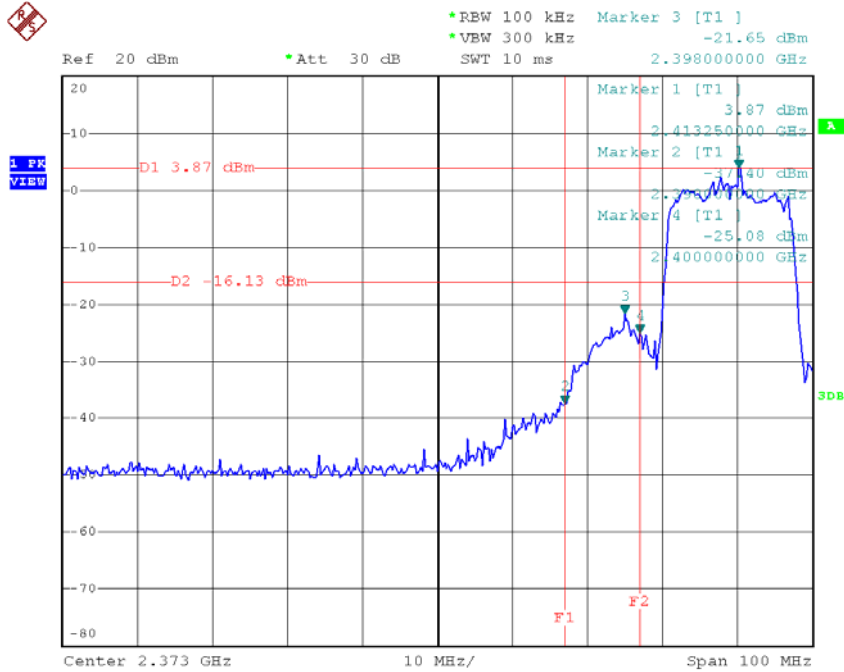
**TX B mode CH11 (10 Harmonic of the frequency)**



Date: 24.JUL.2014 11:05:12

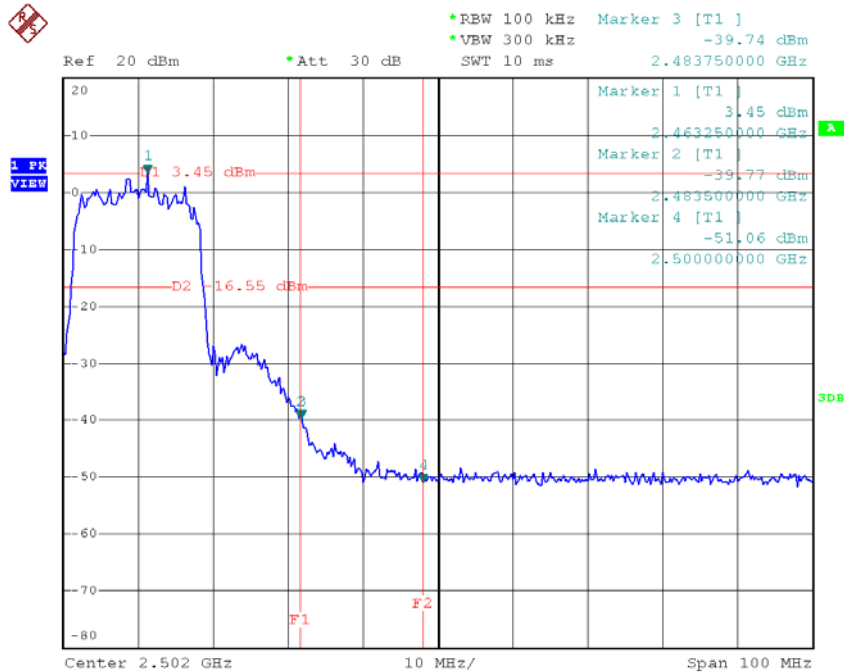
<b>Test Mode :</b>	<b>TX G Mode</b>
--------------------	------------------

### TX G mode CH01



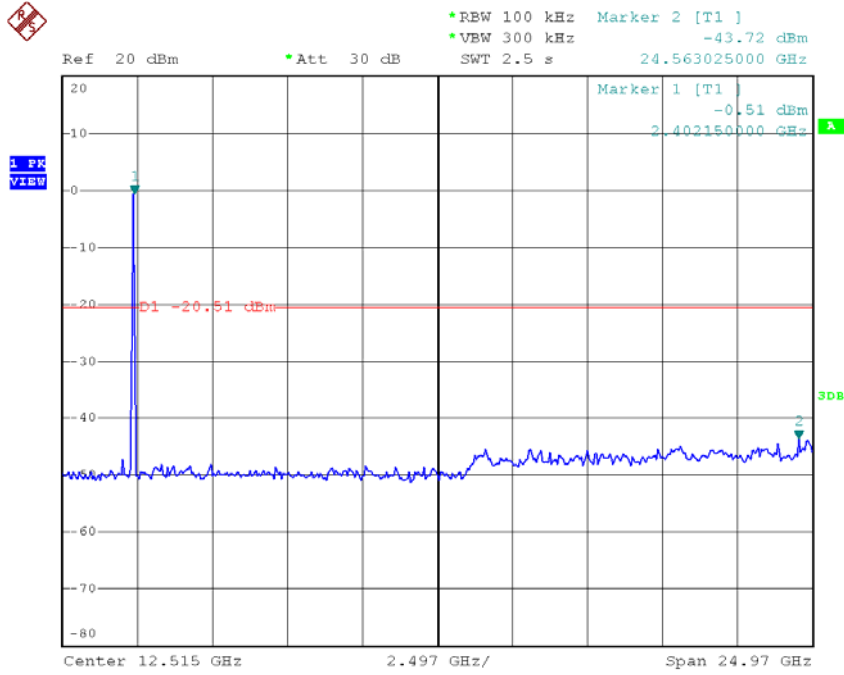
Date: 24.JUL.2014 11:08:58

### TX G mode CH11



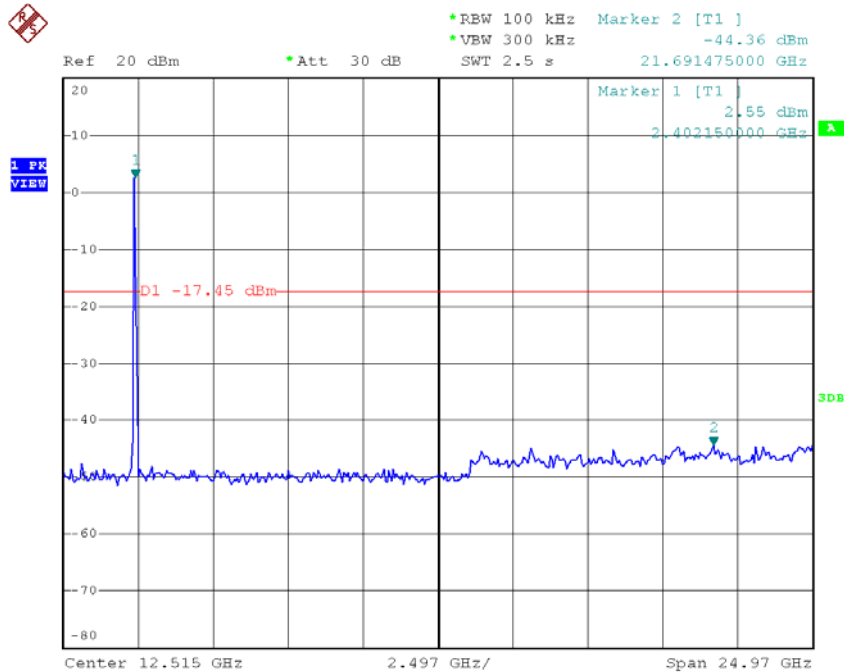
Date: 24.JUL.2014 11:12:35

### TX G mode CH01 (10 Harmonic of the frequency)



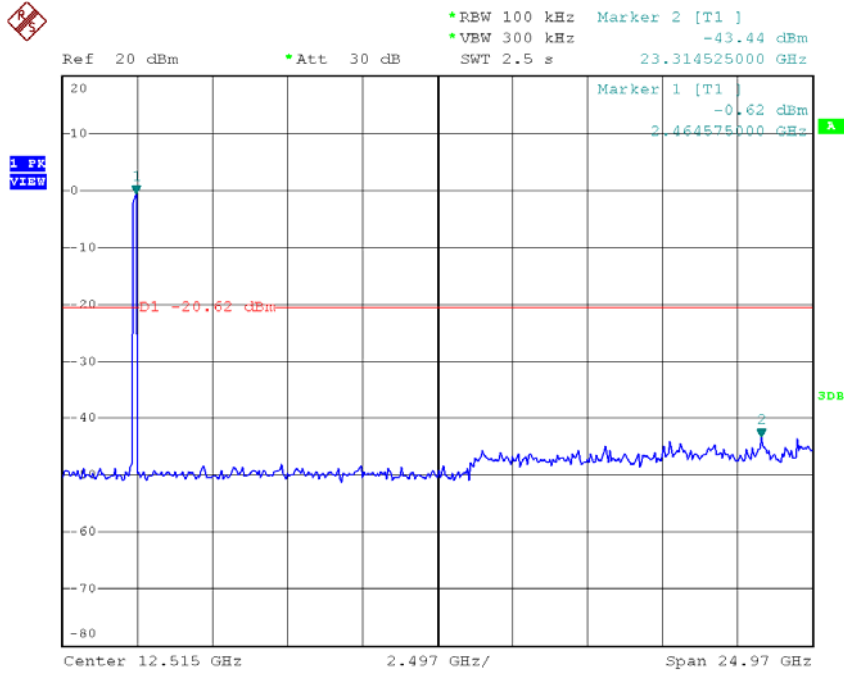
Date: 24.JUL.2014 11:08:15

### TX G mode CH06 (10 Harmonic of the frequency)



Date: 24.JUL.2014 11:10:14

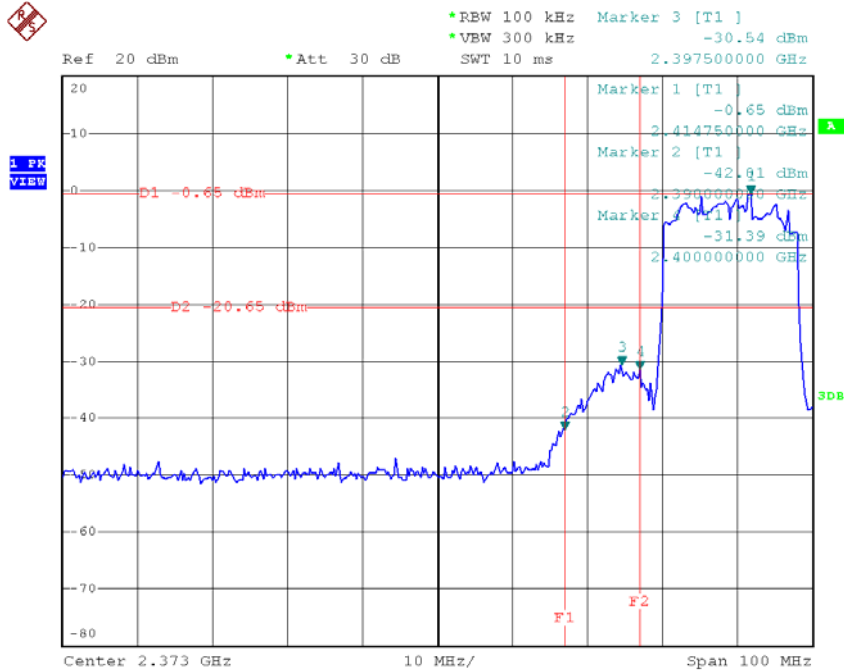
**TX G mode CH11 (10 Harmonic of the frequency)**



Date: 24.JUL.2014 11:11:53

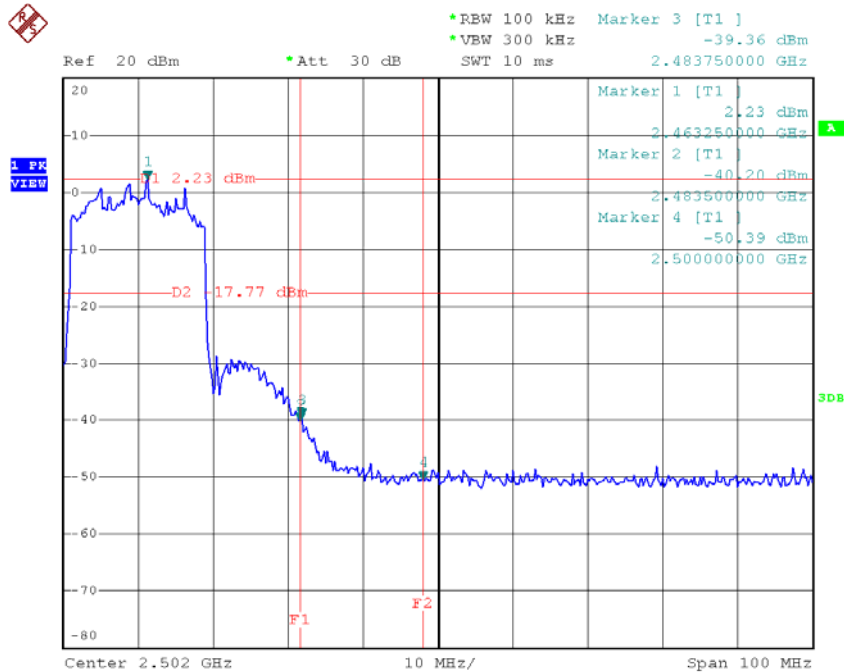
Test Mode :	TX N-20M Mode_ANT 1
-------------	---------------------

### TX HT20 mode CH01



Date: 24.JUL.2014 11:15:51

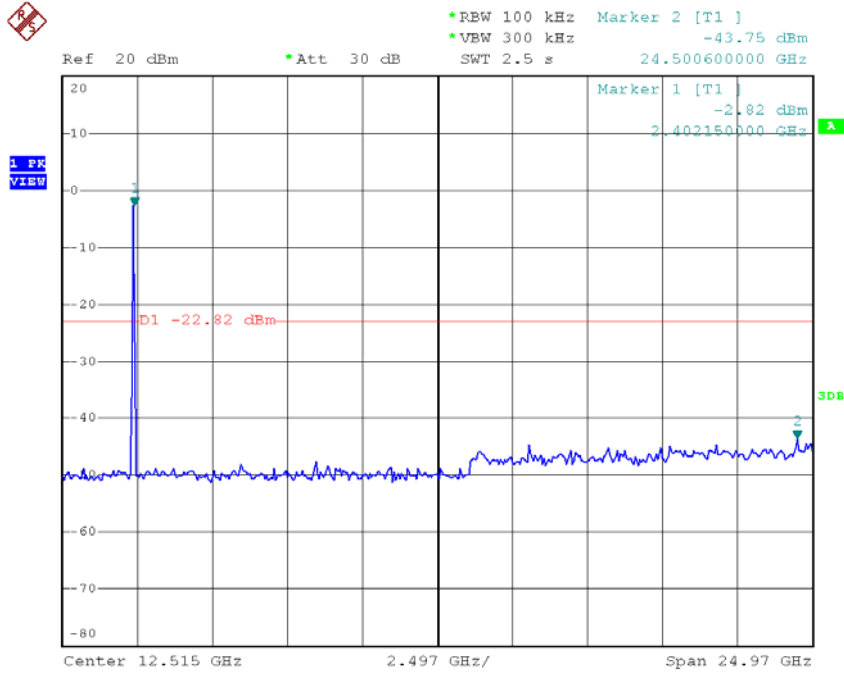
### TX HT20 mode CH11



Date: 24.JUL.2014 11:38:16

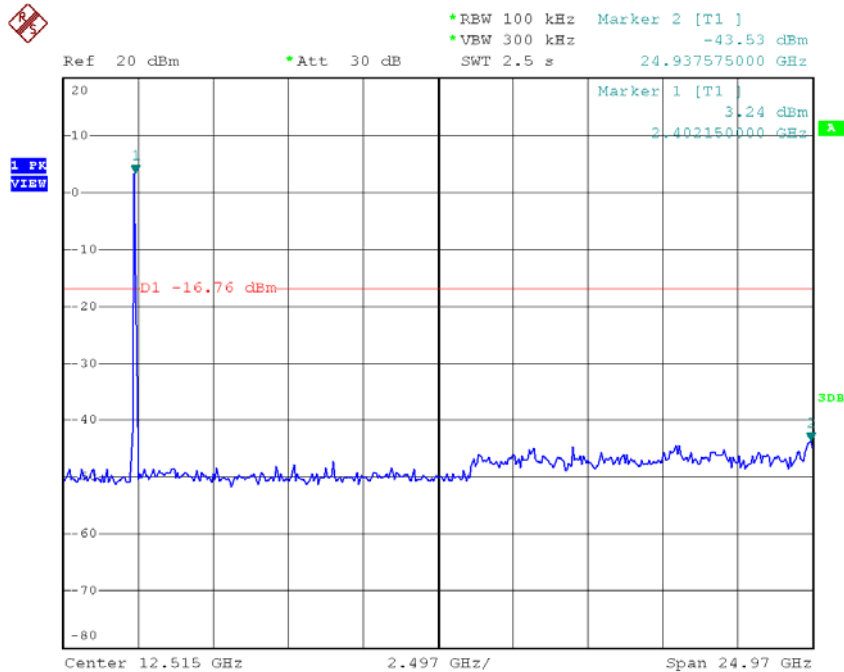


### TX HT20 mode CH01 (10 Harmonic of the frequency)



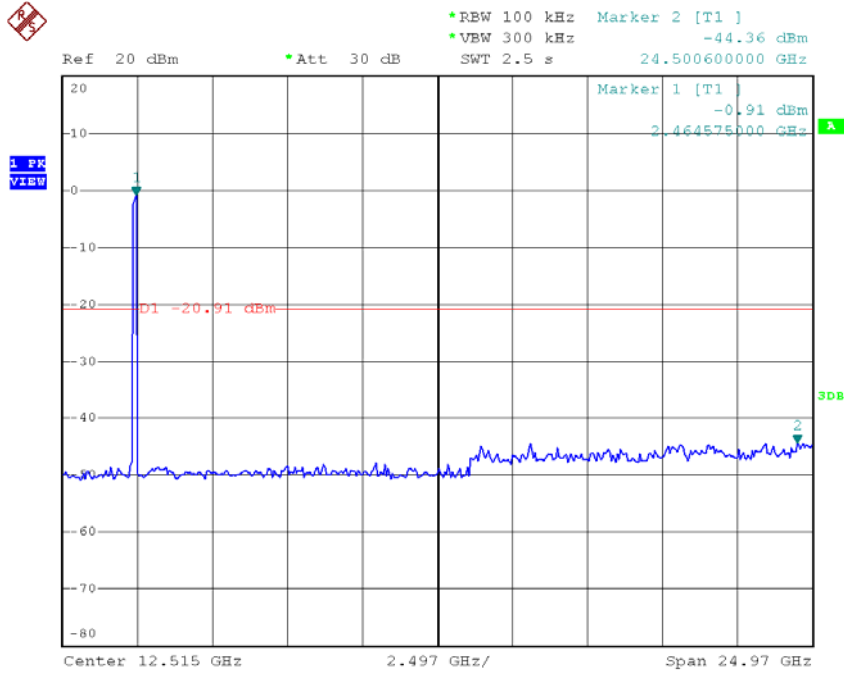
Date: 24.JUL.2014 11:15:12

### TX HT20 mode CH06 (10 Harmonic of the frequency)



Date: 24.JUL.2014 11:31:04

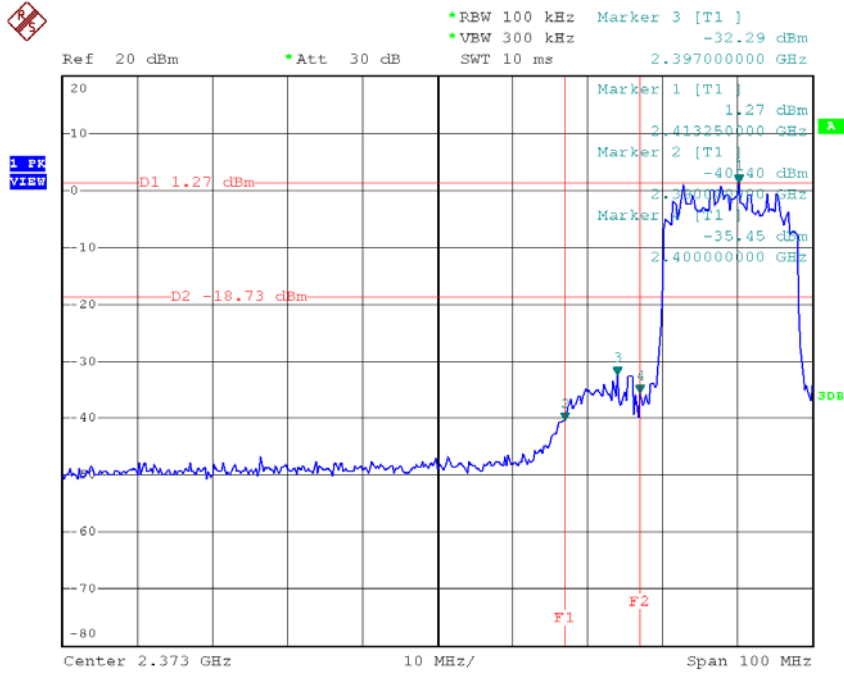
**TX HT20 mode CH11 (10 Harmonic of the frequency)**



Date: 24.JUL.2014 11:37:34

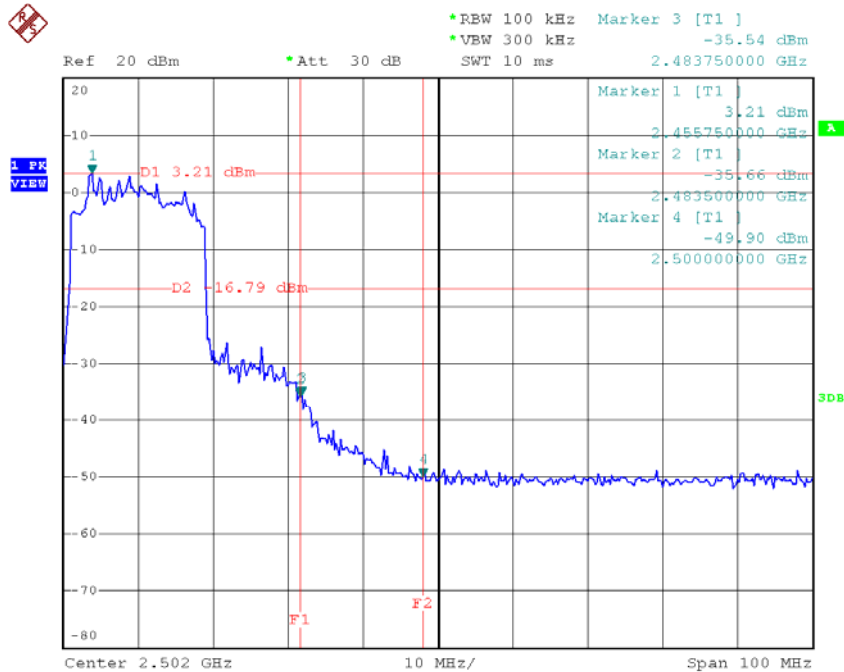
Test Mode :	TX N-20M Mode_ANT 2
-------------	---------------------

### TX HT20 mode CH01



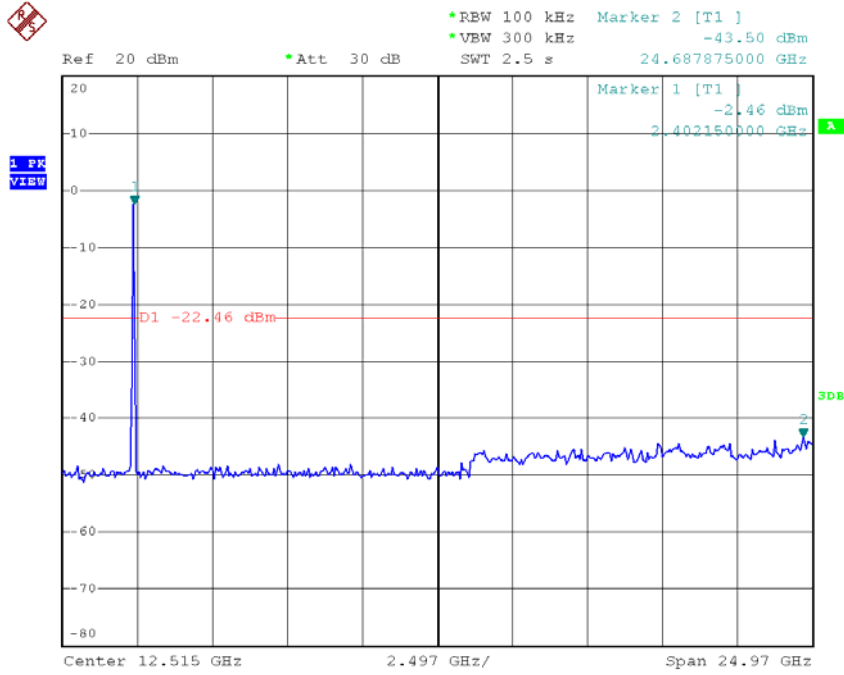
Date: 24.JUL.2014 11:19:31

### TX HT20 mode CH11



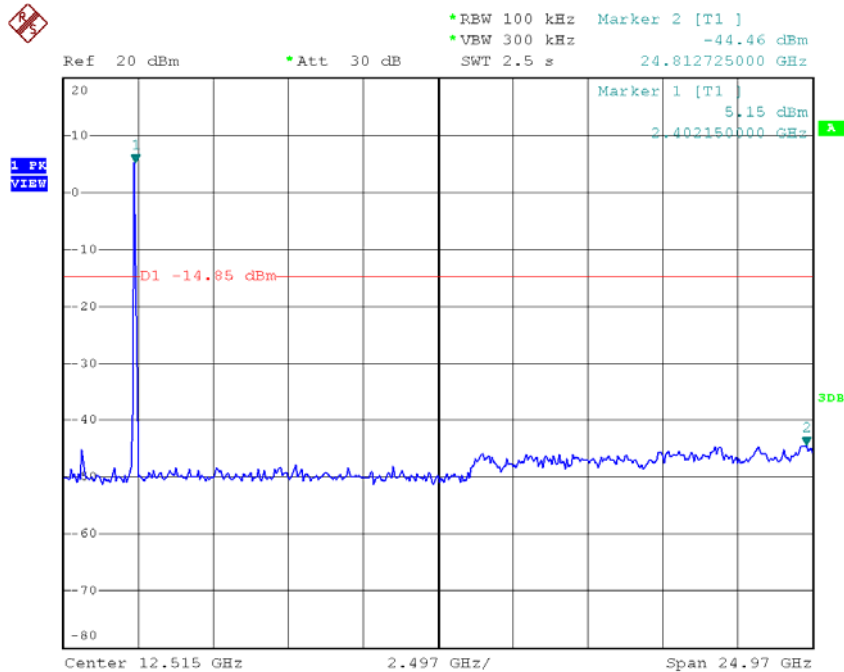
Date: 24.JUL.2014 11:40:33

### TX HT20 mode CH01 (10 Harmonic of the frequency)



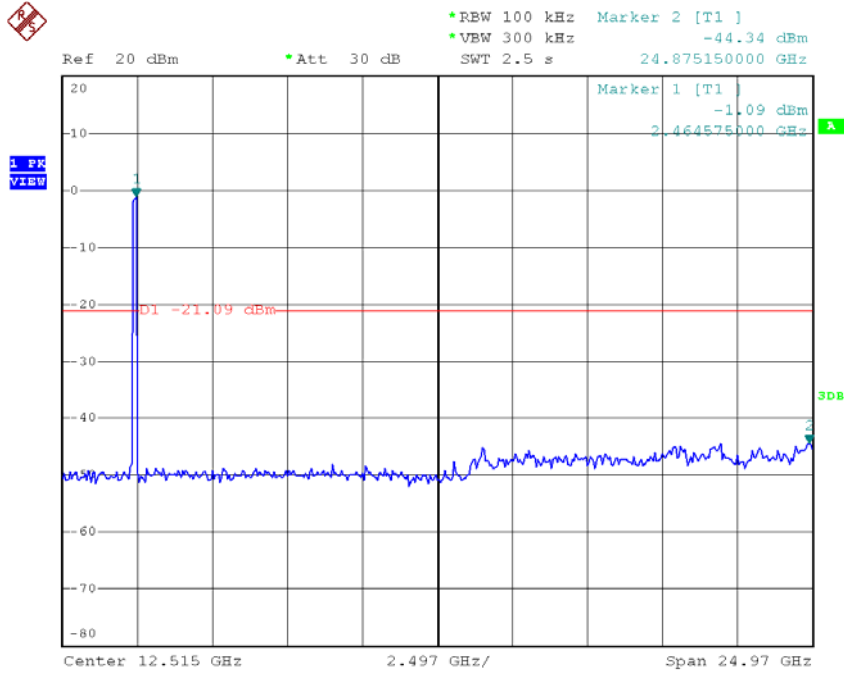
Date: 24.JUL.2014 11:18:34

### TX HT20 mode CH06 (10 Harmonic of the frequency)



Date: 24.JUL.2014 11:33:25

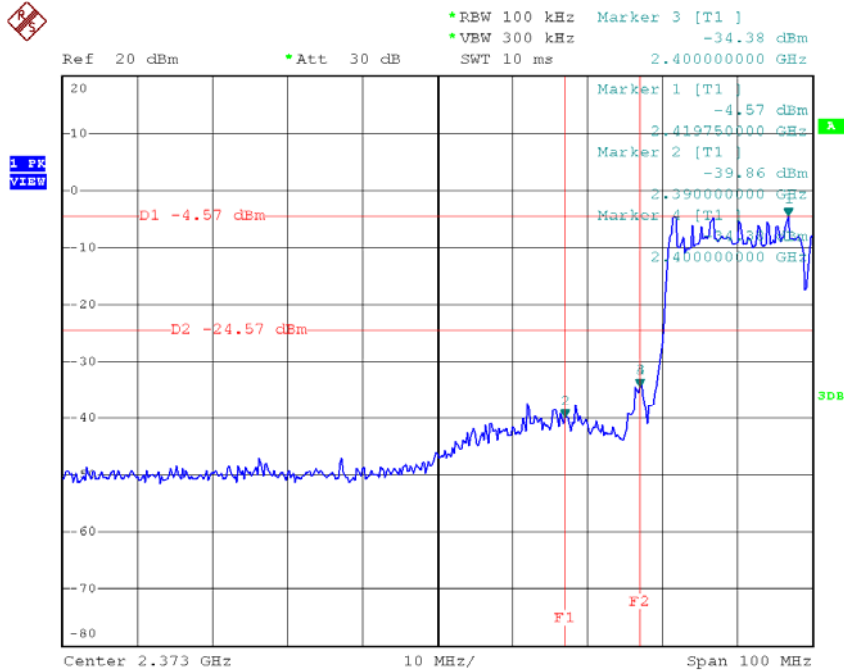
**TX HT20 mode CH11 (10 Harmonic of the frequency)**



Date: 24.JUL.2014 11:39:56

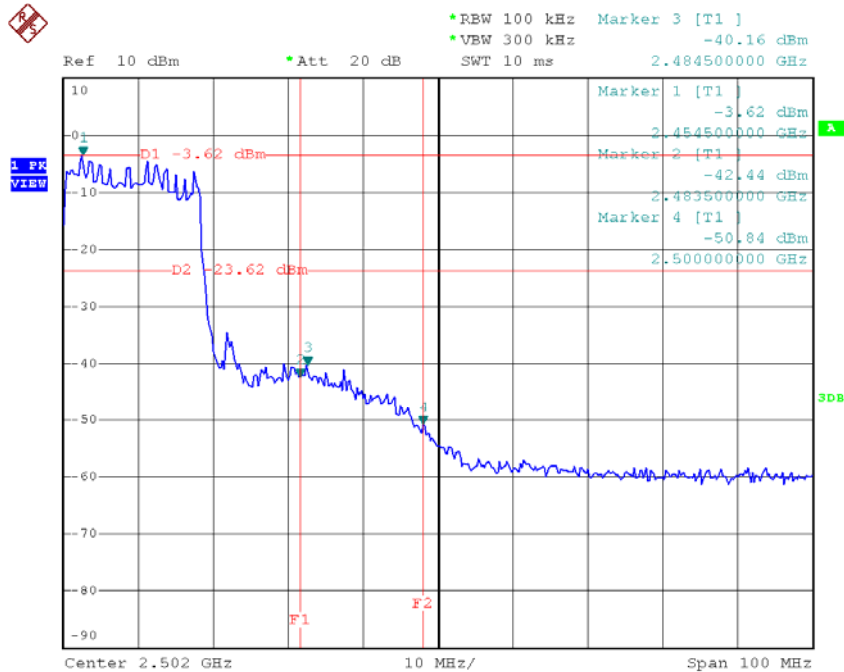
Test Mode :	TX N-40M Mode_ANT 1
-------------	---------------------

### TX HT40 mode CH03



Date: 24.JUL.2014 11:43:34

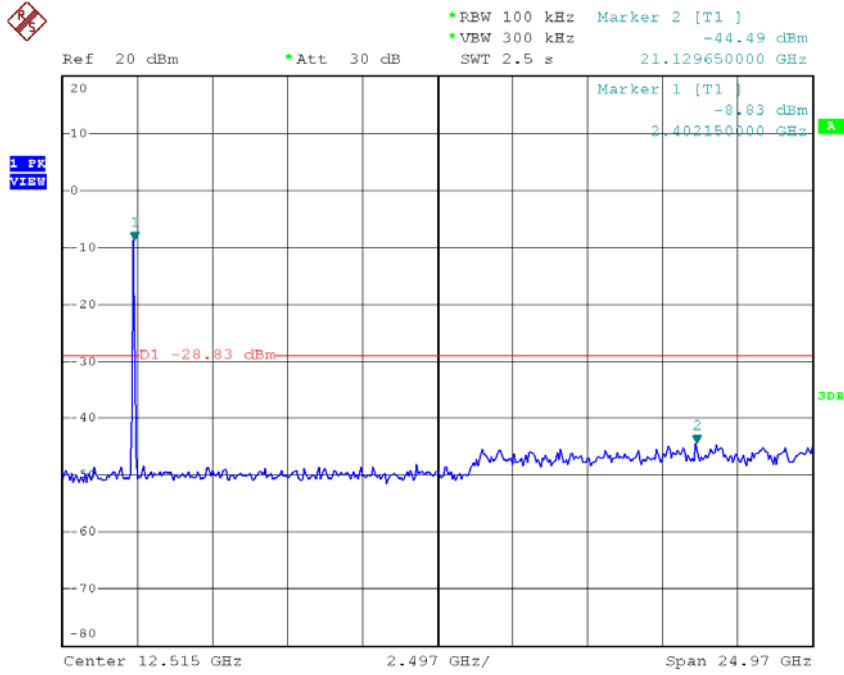
### TX HT40 mode CH09



Date: 24.JUL.2014 21:28:56

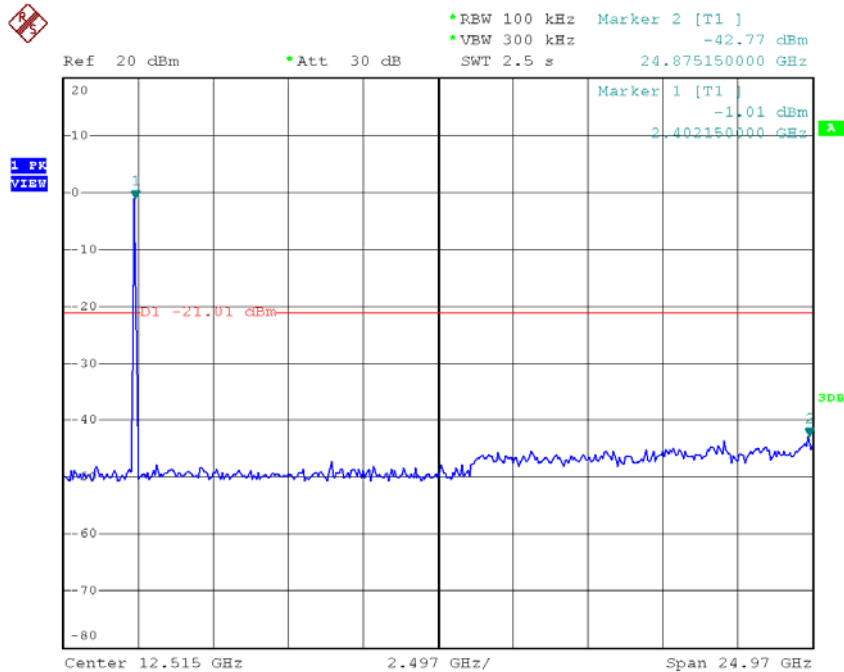


### TX HT40 mode CH03 (10 Harmonic of the frequency)



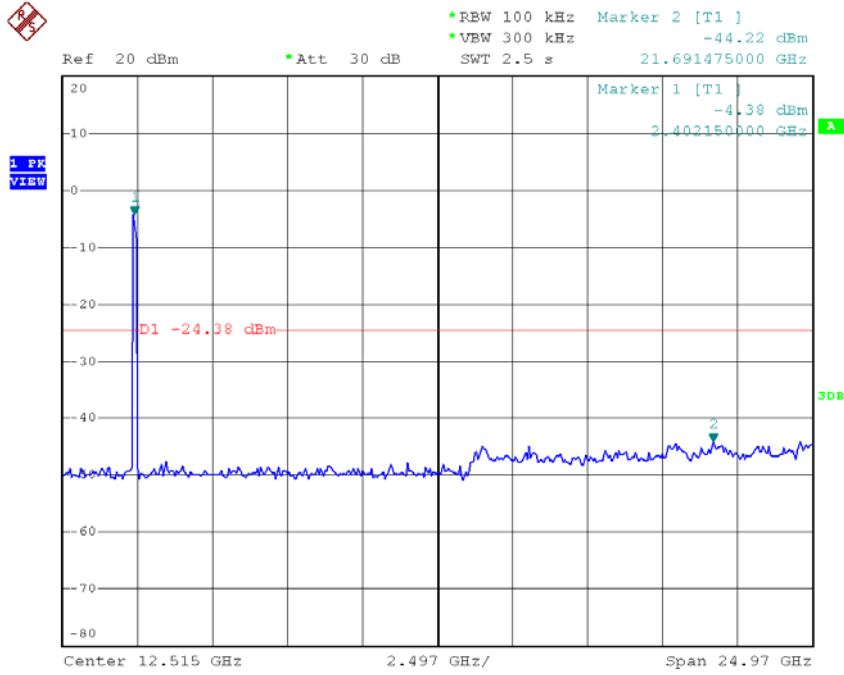
Date: 24.JUL.2014 11:42:56

### TX HT40 mode CH06 (10 Harmonic of the frequency)



Date: 24.JUL.2014 21:23:07

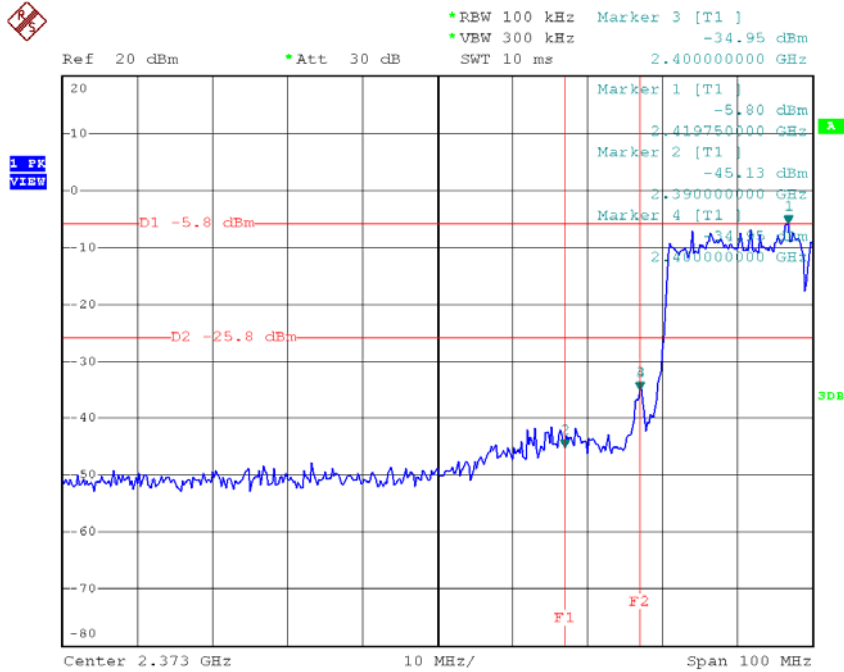
### TX HT40 mode CH09 (10 Harmonic of the frequency)



Date: 24.JUL.2014 21:28:08

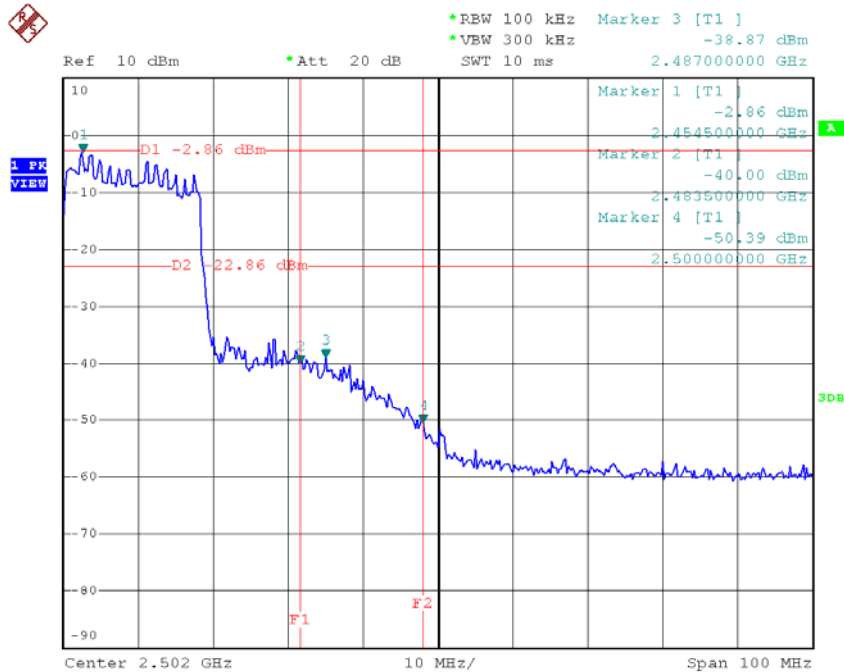
<b>Test Mode :</b>	<b>TX N-40M Mode_ANT 2</b>
--------------------	----------------------------

### TX HT40 mode CH03



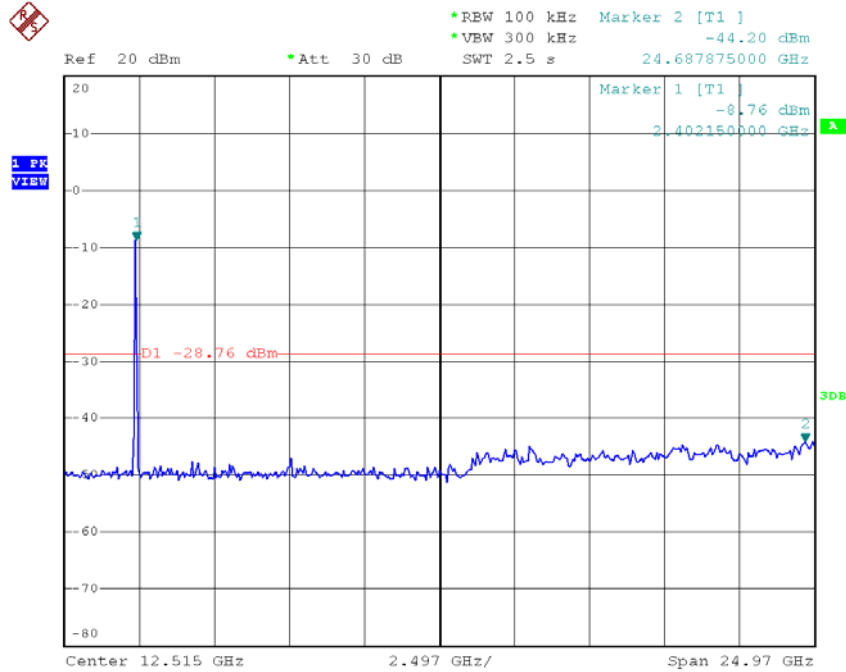
Date: 24.JUL.2014 11:45:48

### TX HT40 mode CH09



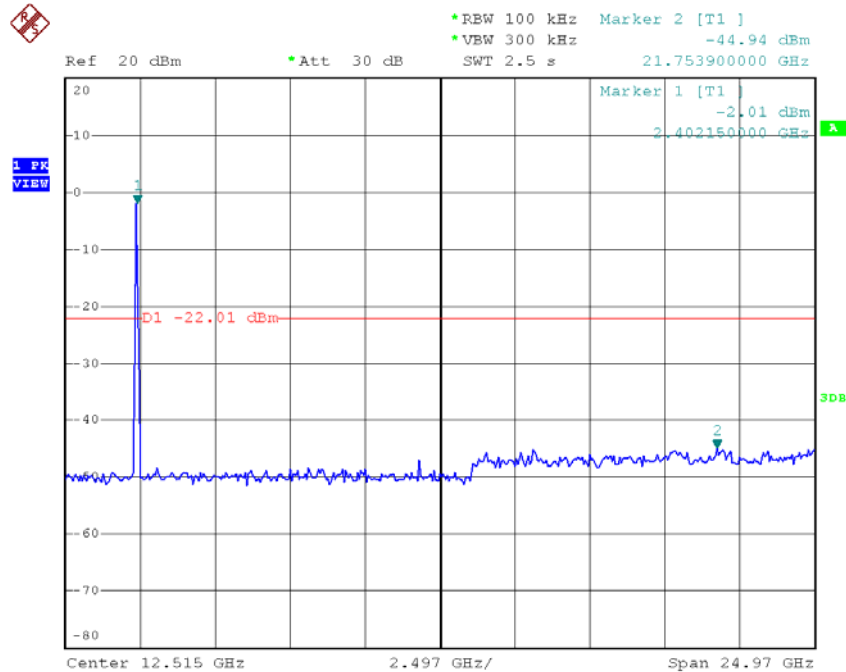
Date: 24.JUL.2014 21:32:09

### TX HT40 mode CH03 (10 Harmonic of the frequency)



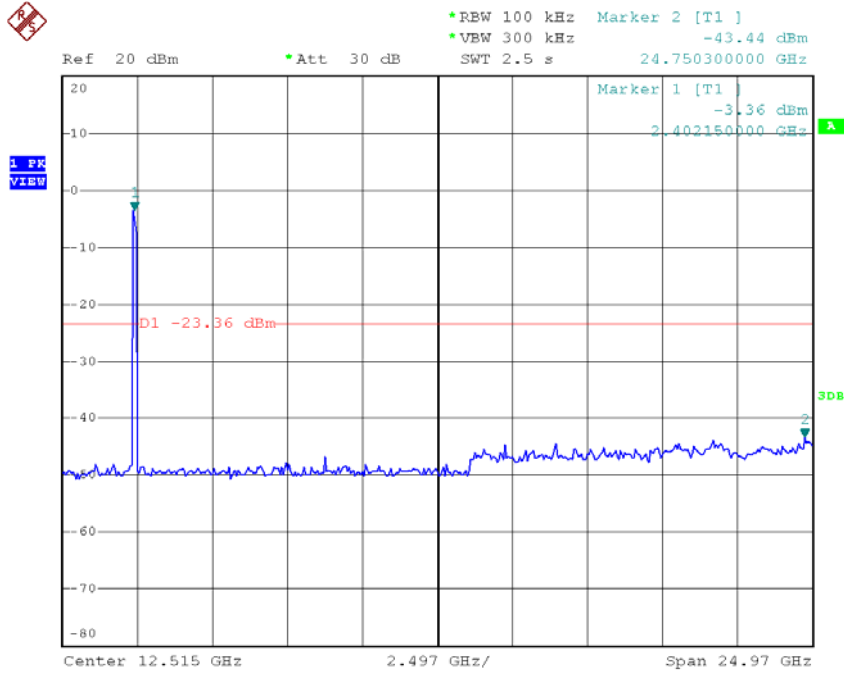
Date: 24.JUL.2014 11:45:17

### TX HT40 mode CH06 (10 Harmonic of the frequency)



Date: 24.JUL.2014 21:25:19

### TX HT40 mode CH09 (10 Harmonic of the frequency)



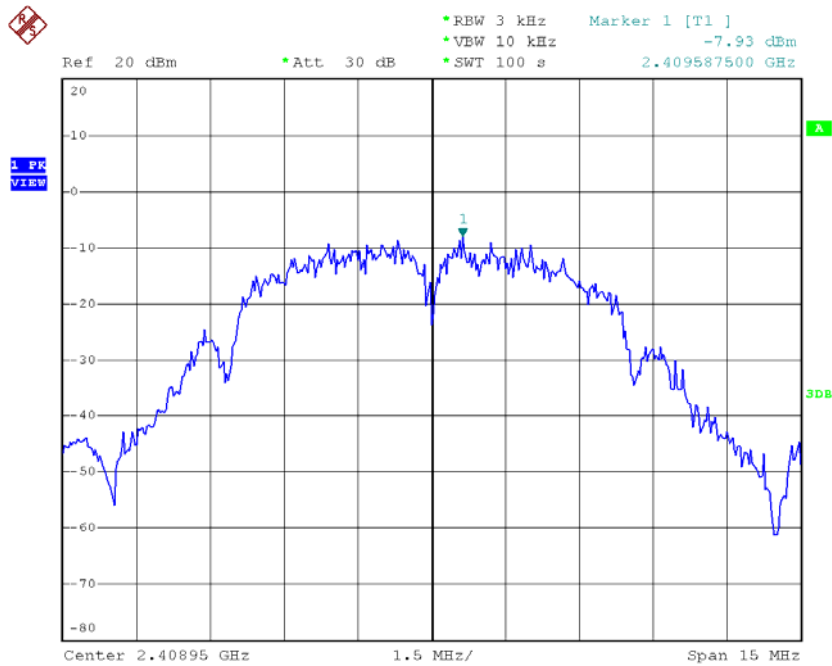
Date: 24.JUL.2014 21:31:11

## ATTACHMENT H - POWER SPECTRAL DENSITY

**Test Mode :TX B Mode\_CH01/06/11**

Frequency	Power Density (dBm/3kHz)	Power Density (mW/3kHz)	Max. Limit (dBm)	Result
2412 MHz	-7.93	0.16	8.00	Complies
2437 MHz	-7.53	0.18	8.00	Complies
2462 MHz	-7.06	0.20	8.00	Complies

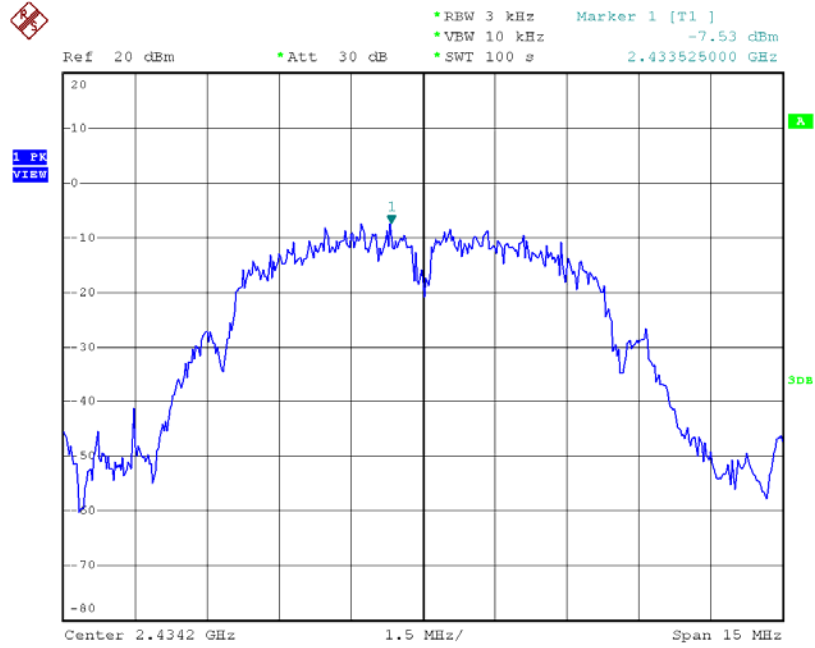
**TX CH01**



Date: 24.JUL.2014 11:02:06

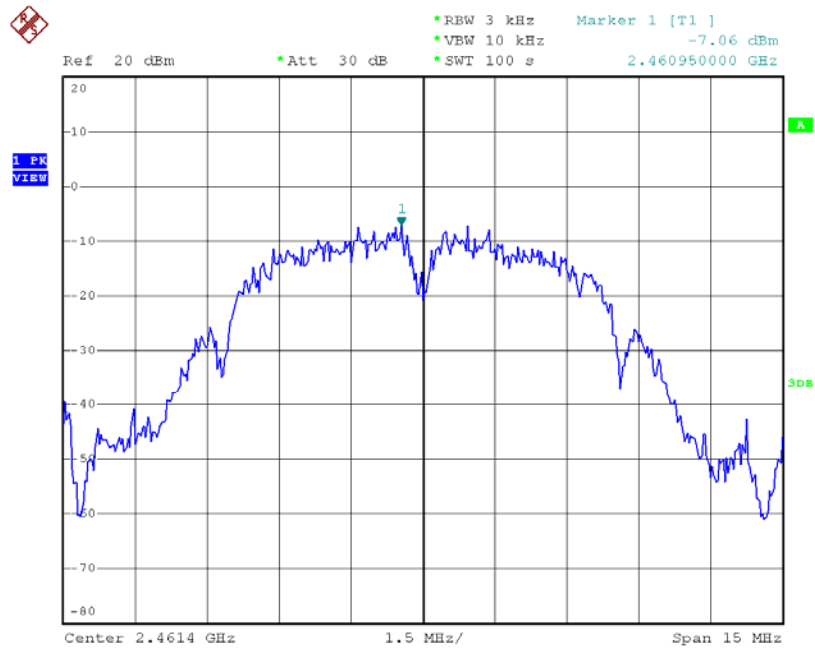


### TX CH06



Date: 24.JUL.2014 11:04:17

### TX CH11

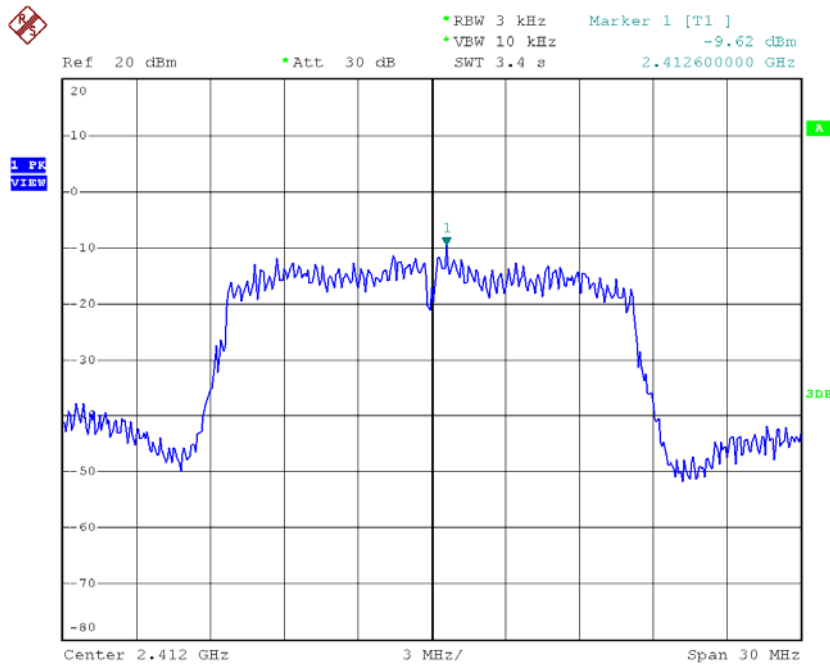


Date: 24.JUL.2014 11:06:44

Test Mode :TX G Mode\_CH01/06/11

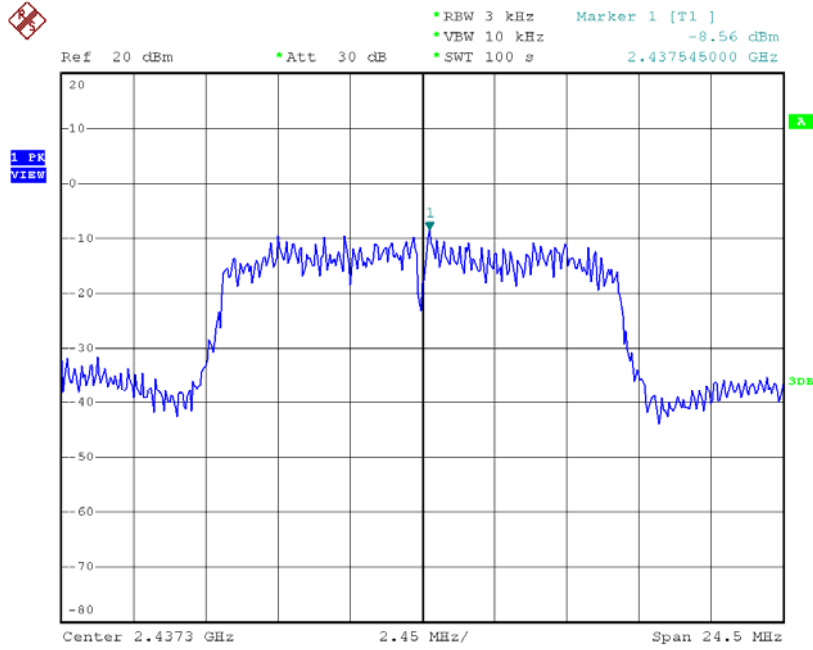
Frequency	Power Density (dBm/3kHz)	Power Density (mW/3kHz)	Max. Limit (dBm)	Result
2412 MHz	-9.62	0.11	8.00	Complies
2437 MHz	-8.56	0.14	8.00	Complies
2462 MHz	-11.78	0.07	8.00	Complies

TX CH01



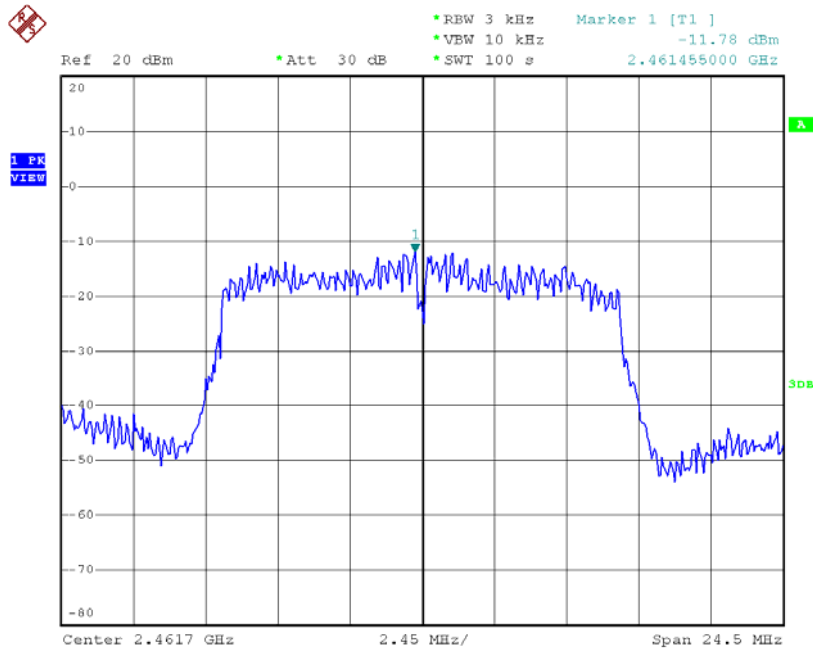
Date: 24.JUL.2014 11:09:19

### TX CH06



Date: 24.JUL.2014 11:10:55

### TX CH11

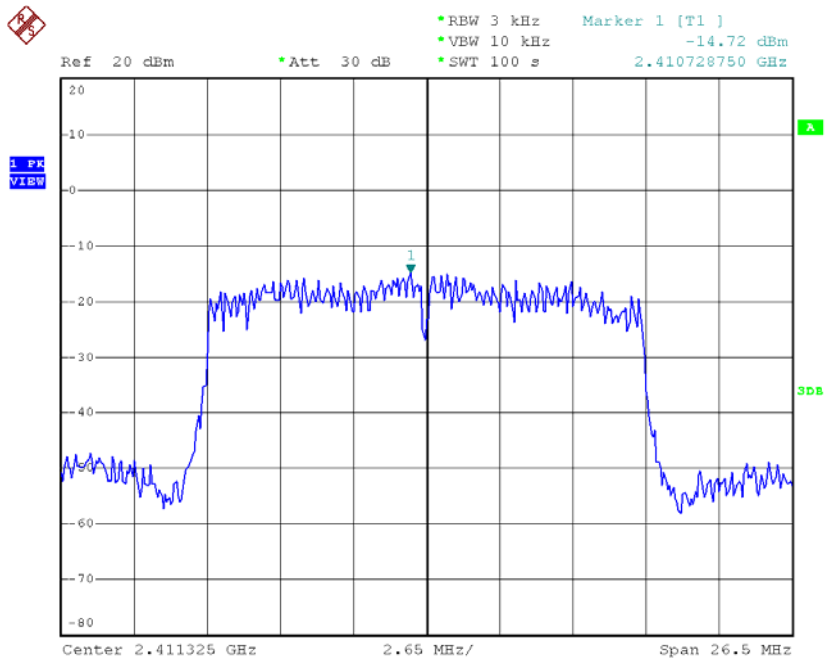


Date: 24.JUL.2014 11:12:59

**Test Mode : TX N-20M Mode\_CH01/06/11\_ANT 1**

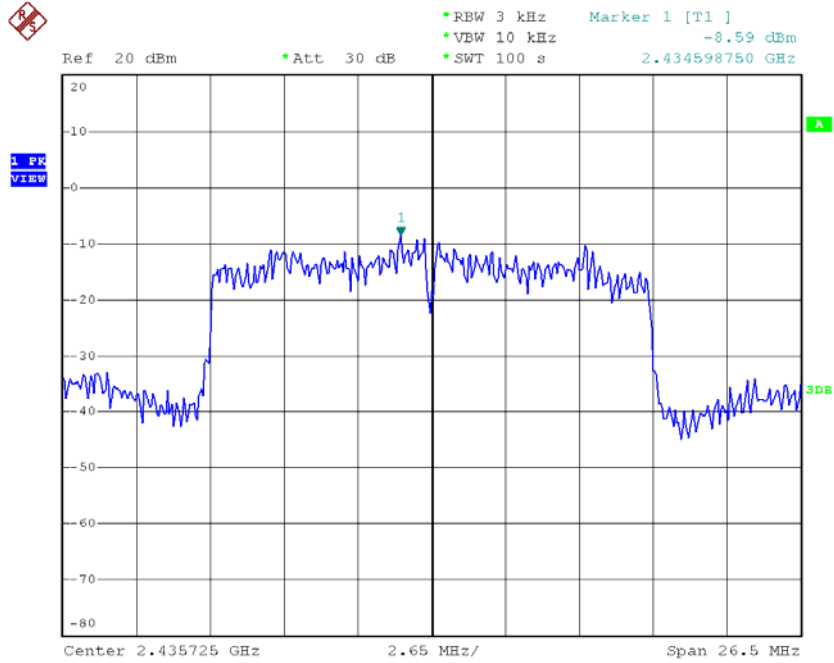
Frequency	Power Density (dBm/3kHz)	Power Density (mW/3kHz)	Max. Limit (dBm)	Result
2412 MHz	-14.72	0.03	8.00	Complies
2437 MHz	-8.59	0.14	8.00	Complies
2462 MHz	-12.55	0.06	8.00	Complies

**TX CH01**



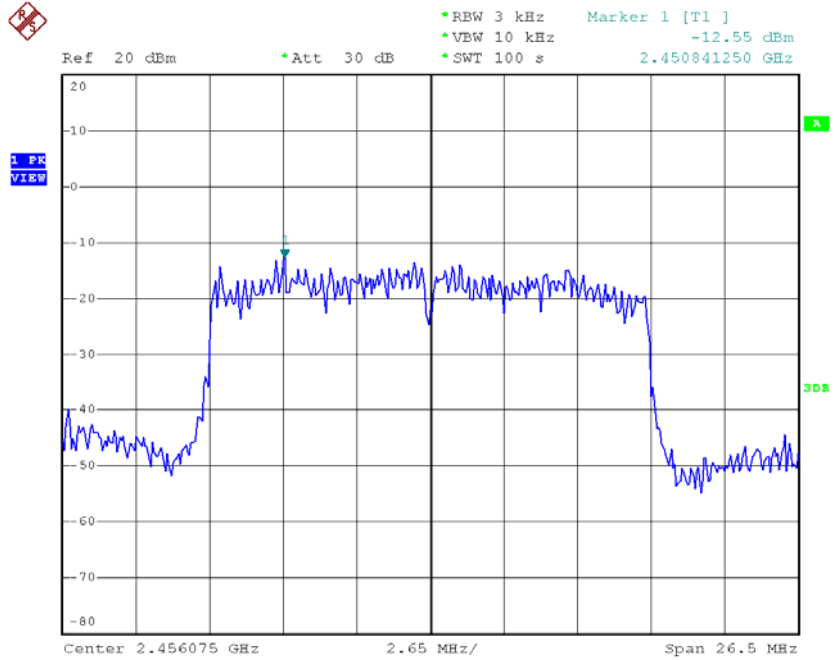
Date: 24.JUL.2014 11:21:40

### TX CH06



Date: 24.JUL.2014 11:31:54

### TX CH11

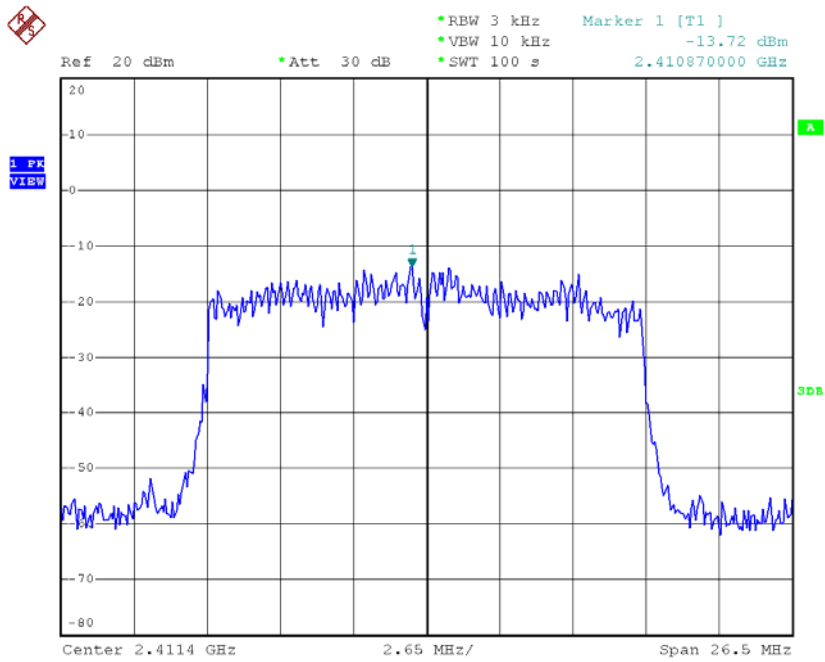


Date: 24.JUL.2014 11:38:36

**Test Mode : TX N-20M Mode\_CH01/06/11\_ANT 2**

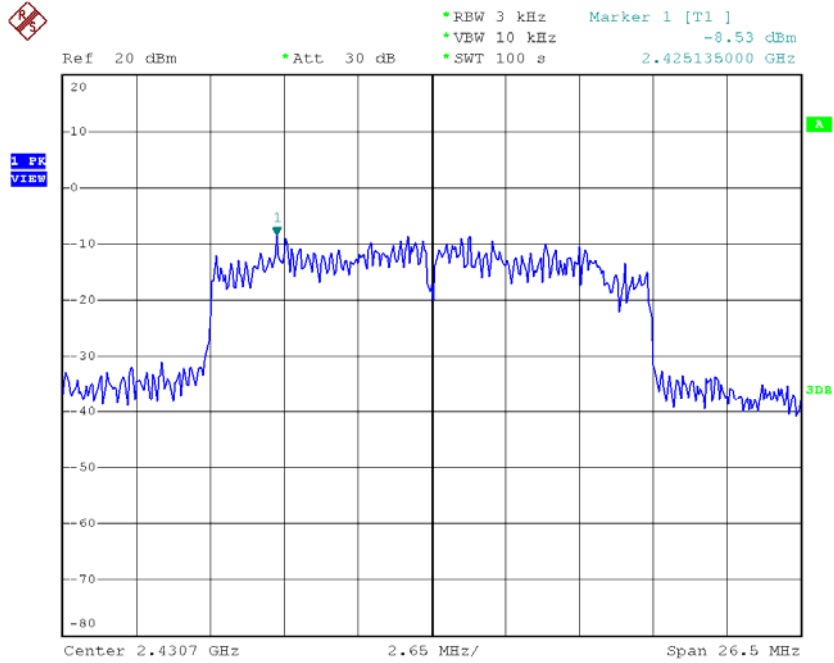
Frequency	Power Density (dBm/3kHz)	Power Density (mW/3kHz)	Max. Limit (dBm)	Result
2412 MHz	-13.72	0.04	8.00	Complies
2437 MHz	-8.53	0.14	8.00	Complies
2462 MHz	-11.72	0.07	8.00	Complies

**TX CH01**



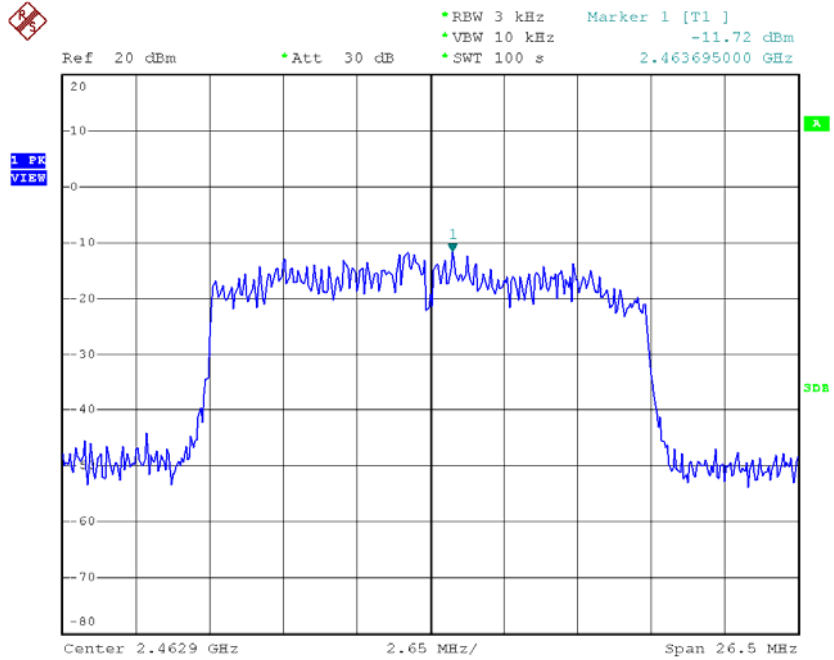
Date: 24.JUL.2014 11:19:56

### TX CH06



Date: 24.JUL.2014 11:34:51

### TX CH11



Date: 24.JUL.2014 11:40:53

**Test Mode : TX N-20M Mode\_CH01/06/11\_Total**

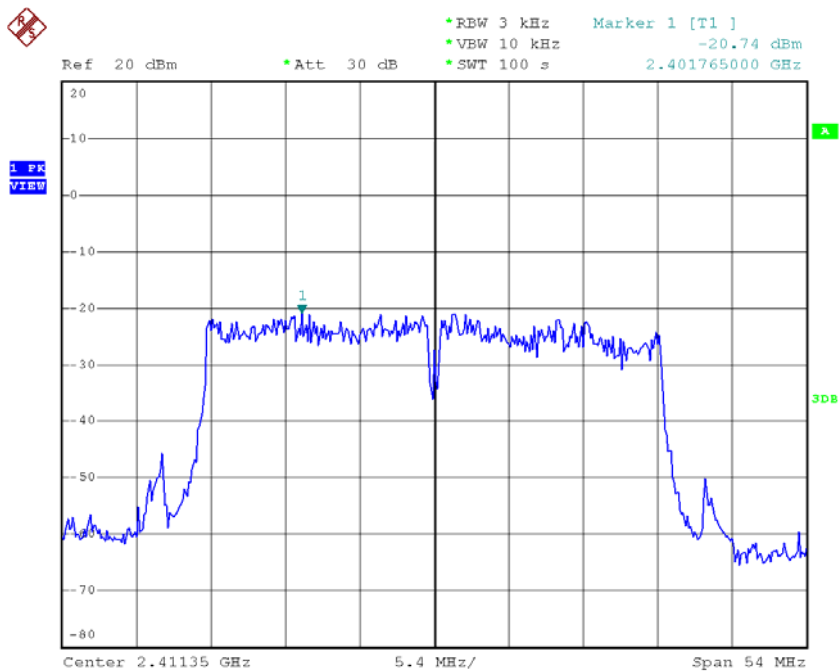
Frequency	Power Density (dBm/3kHz)	Power Density (mW/3kHz)	Max. Limit (dBm)	Result
2412 MHz	-11.18	0.08	8.00	Complies
2437 MHz	-5.55	0.28	8.00	Complies
2462 MHz	-9.10	0.12	8.00	Complies



**Test Mode : TX N-40M Mode\_CH03/06/09\_ANT 1**

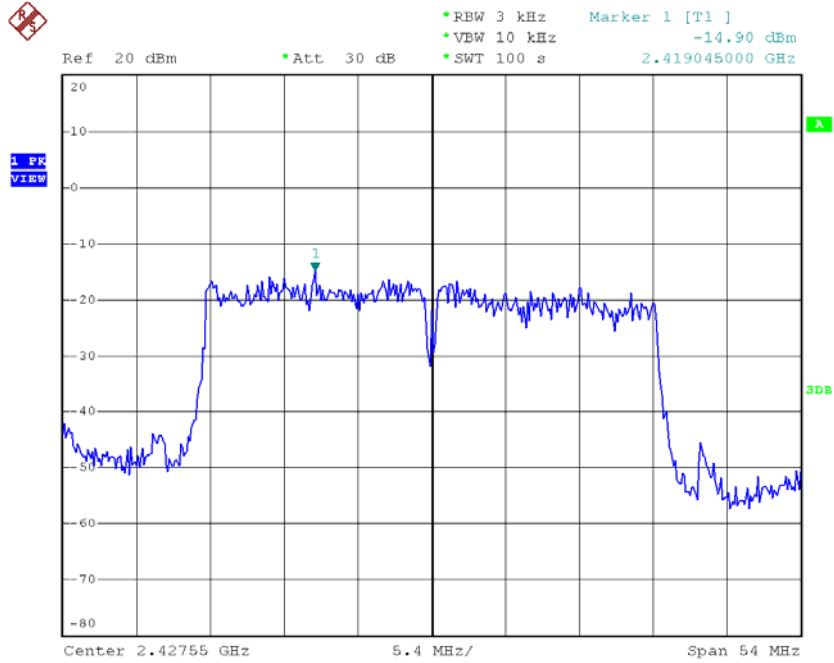
Frequency	Power Density (dBm/3kHz)	Power Density (mW/3kHz)	Max. Limit (dBm)	Result
2422 MHz	-20.74	0.01	8.00	Complies
2437 MHz	-14.90	0.03	8.00	Complies
2452 MHz	-17.73	0.02	8.00	Complies

**TX CH03**



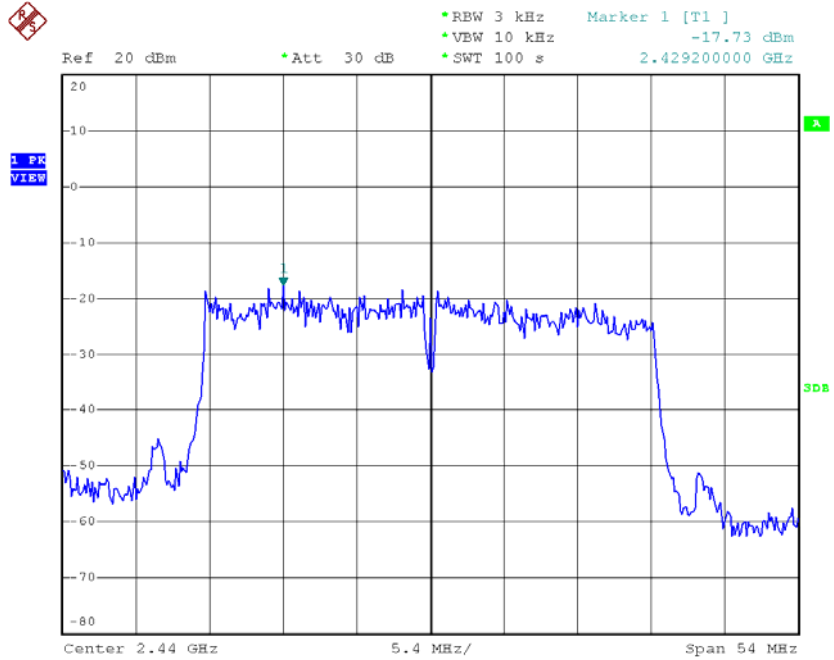
Date: 24.JUL.2014 11:43:57

### TX CH06



Date: 24.JUL.2014 21:23:54

### TX CH09

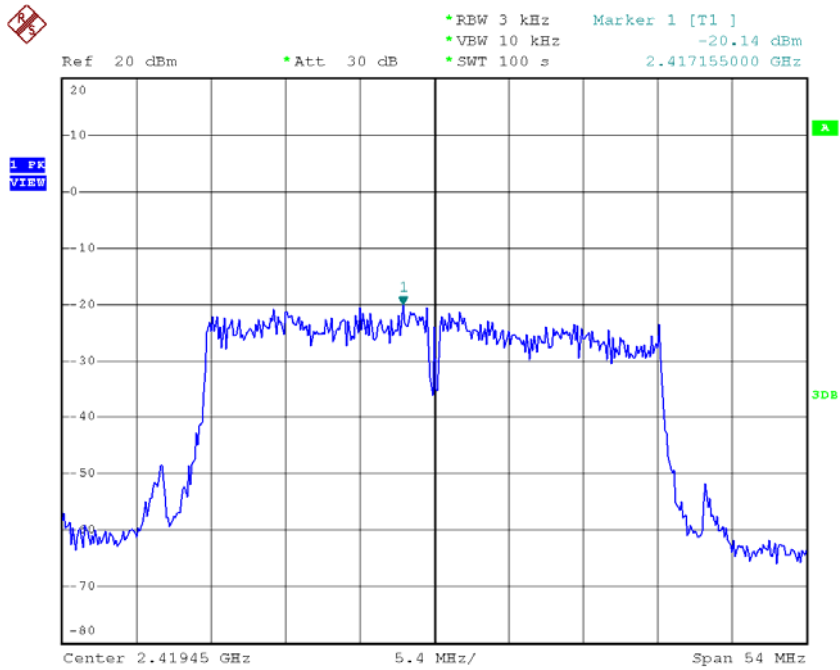


Date: 24.JUL.2014 21:29:20

**Test Mode : TX N-40M Mode\_CH03/06/09\_ANT 2**

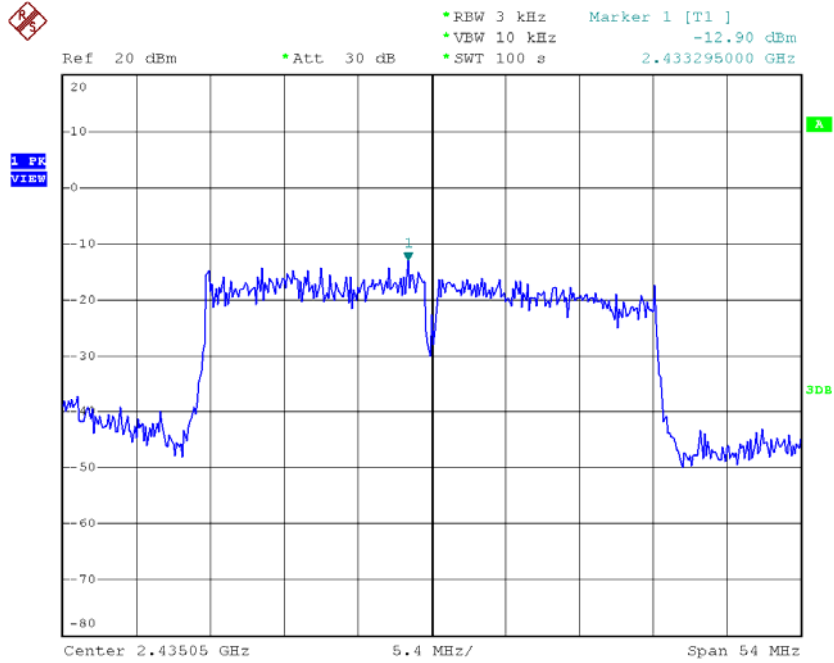
Frequency	Power Density (dBm/3kHz)	Power Density (mW/3kHz)	Max. Limit (dBm)	Result
2422 MHz	-20.14	0.01	8.00	Complies
2437 MHz	-12.90	0.05	8.00	Complies
2452 MHz	-18.42	0.01	8.00	Complies

**TX CH03**



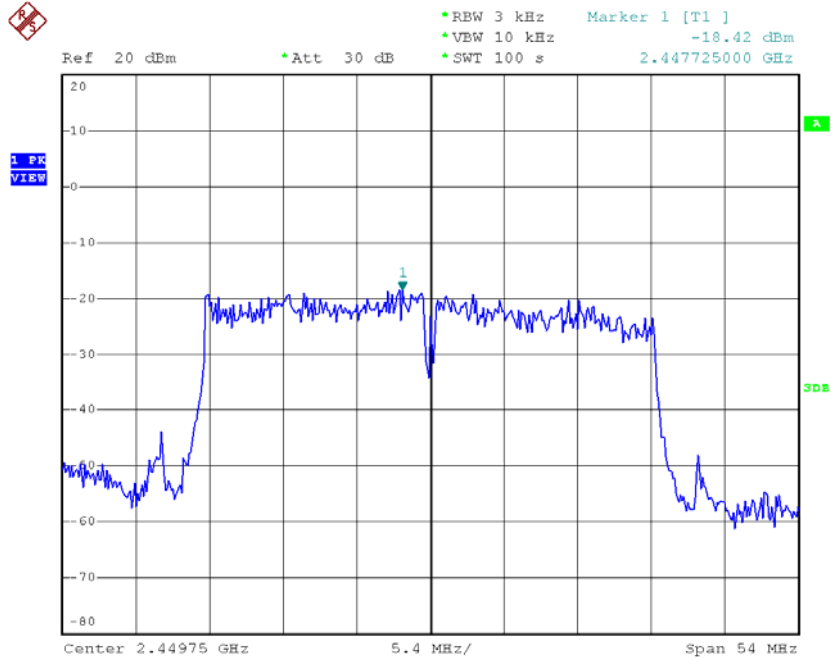
Date: 24.JUL.2014 11:46:13

### TX CH06



Date: 24.JUL.2014 21:26:11

### TX CH09



Date: 24.JUL.2014 21:32:45

**Test Mode : TX N-40M Mode\_CH03/06/09\_Total**

Frequency	Power Density (dBm/3kHz)	Power Density (mW/3kHz)	Max. Limit (dBm)	Result
2422 MHz	-17.42	0.02	8.00	Complies
2437 MHz	-10.78	0.08	8.00	Complies
2452 MHz	-15.05	0.03	8.00	Complies