


### ANNEX G: The EUT Appearances



3-a: Front side




3-b: Back side

Picture 3: Constituents of the EUT




Picture 4: Test position 1




Picture 5: Test position 2

(This is not the most conservative antenna - to - user distance at edge mode. According to KDB 447498 4) ii) (2) –SAR is required only the edge with the most conservative exposure conditions, No SAR)

TA Technology (Shanghai) Co., Ltd.  
Test Report



Picture 6: Test position 3



Picture 7: Test position 4



**Picture 8: Test position 5**

(This is not the most conservative antenna - to - user distance at edge mode. According to KDB 447498 4) ii) (2) –SAR is required only the edge with the most conservative exposure conditions, No SAR)