

APPLICATION FOR CERTIFICATION

On Behalf of

Texas Instruments Incorporated

TI-Nspire CX Navigator Access Point

Model No. : TINAVAP3-2

Brand : TEXAS INSTRUMENTS

FCC ID : V7R-TINAVAP3

Prepared for

Texas Instruments Incorporated

12500 TI Boulevard Dallas, TX 75243-4136 USA

Prepared by

Audix Technology (Wujiang) Co., Ltd. EMC Dept.

No. 1289 Jiangxing East Road, the Part of Wujiang Economic Development Zone
Jiangsu China 215200

Tel : +86-512-63403993

Fax :+86-512-63403339

Report Number : ACWE-F1305003

Date of Test : Apr.14~24, 2013

Date of Report : May 06, 2013

TABLE OF CONTENTS

Description	Page
TEST REPORT CERTIFICATION	4
1. SUMMARY OF MEASUREMENTS AND RESULTS	4
2. GENERAL INFORMATION.....	5
2.1. Description of Device (EUT).....	5
2.2. UUT's Configuration.....	5
2.3. Description Test Configuration	6
2.4. Operating Condition of EUT	6
2.5. Tested Supporting System Details.....	7
2.6. Description of Test Facility	7
2.7. Measurement Uncertainty.....	8
3. CONDUCTED EMISSION MEASUREMENT	9
3.1. Test Equipment.....	9
3.2. Block Diagram of Test Setup.....	9
3.3. Power line Conducted Emission Limit	9
3.4. Test Procedure	10
3.5. Conducted Emission Measurement Results.....	10
4. RADIATED EMISSION MEASUREMENT.....	19
4.1. Test Equipment.....	19
4.2. Block Diagram of Test Setup.....	20
4.3. Radiated Emission Limits.....	22
4.4. Test Procedure	22
4.5. Measurement Results.....	23
4.6. Restricted Bands Measurement Results (For Below 1GHz).....	42
4.7. Restricted Bands Measurement Results (For Above 1GHz)	60
4.8. Spurious Emission Measurement Results in Band Edge Emission (FCC Part 15, 15.205).....	75
5. 6 DB BANDWIDTH MEASUREMENT	99
5.1. Test Equipment.....	99
5.2. Block Diagram of Test Setup.....	99
5.3. Specification Limits (§15.247(a)(2))	99
5.4. Test Results.....	99
6. MAXIMUM PEAK OUTPUT POWER MEASUREMENT.....	108
6.1. Test Equipment.....	108
6.2. Block Diagram of Test Setup.....	108
6.3. Specification Limits (§15.247(b)(3)).....	108
6.4. Test Results.....	108
7. BAND EDGES MEASUREMENT	112
7.1. Test Equipment.....	112
7.2. Block Diagram of Test Setup.....	112
7.3. Specification Limits (§15.247(d)).....	112
7.4. Test Results.....	112
8. POWER SPECTRAL DENSITY MEASUREMENT.....	123
8.1. Test Equipment.....	123
8.2. Block Diagram of Test Setup.....	123
8.3. Specification Limits (§15.247(e)).....	123
8.4. Test Results.....	123
9. EMISSION LIMITATIONS MEASUREMENT.....	132
9.1. Test Equipment.....	132
9.2. Block Diagram of Test Setup.....	132
9.3. Specification Limits (§15.247(d)).....	132
9.4. Test Results.....	132
10. DEVIATION TO TEST SPECIFICATIONS	150

TEST REPORT CERTIFICATION

Applicant : Texas Instruments Incorporated
 Manufacturer : Inventec Appliances(Pudong) Corporation
 EUT Description : TI-Nspire CX Navigator Access Point
 FCC ID : V7R-TINAVAP3
 (A) Model No. : TINAVAP3-2
 (B) Brand : TEXAS INSTRUMENTS
 (C) Power Supply : DC 5V (Supplied by USB port of Laptop)
 (D) Test Voltage : DC 5V

Applicable Standards:

FCC RULES AND REGULATIONS PART 15 SUBPART C, Oct. 2012
ANSI C63.10-2009
KDB 558074 D01 DTS Meas Guidance v03

The device described above was tested by Audix Technology (Wujiang) Co., Ltd. EMC Dept. to determine the maximum emission levels emanating from the device. The maximum emission levels were compared to the FCC Part 15 subpart C section 15.205, 15.207, 15.209 & 15.247 limits.

The measurement results are contained in this test report and Audix Technology (Wujiang) Co., Ltd. EMC Dept. is assumed full responsibility for the accuracy and completeness of these measurements. Also, this report shows that the EUT to be technically compliant with the FCC limits.

This report applies to above tested sample only. This report shall not be reproduced in part without written approval of Audix Technology (Wujiang) Co., Ltd. EMC Dept.

Date of Test: Apr.14~24, 2013

Date of Report: May 06, 2013

Prepared by :


 (Emma Hu/Assistant Administrator)

Reviewer :


 (Jingo Lin/Section Manager)

Approved & Authorized Signer :


 (Allen Wang/ Deputy General Manager)

1. SUMMARY OF MEASUREMENTS AND RESULTS

The EUT have been tested according to the applicable standards as referenced below.

Description of Test Item	Standard	Results
CONDUCTED EMISSION	FCC 47 CFR Part 15 Subpart C/ Section 15.207 ANSI C63.10	PASS
RADIATED EMISSION	FCC 47 CFR Part 15 Subpart C/ Section 15.209& Section 15.205 ANSI C63.10	PASS
6 dB BANDWIDTH	FCC 47 CFR Part 15 Subpart C/ Section 15.247(a)(2) ANSI C63.10	PASS
MAXIMUM PEAK OUTPUT POWER	FCC 47 CFR Part 15 Subpart C/ Section 15.247(b)(3) ANSI C63.10	PASS
BAND EDGES	FCC 47 CFR Part 15 Subpart C/ Section 15.247(d) ANSI C63.10	PASS
POWER SPECTRAL DENSITY	FCC 47 CFR Part 15 Subpart C/ Section 15.247(e) ANSI C63.10	PASS
EMISSION LIMITATIONS	FCC 47 CFR Part 15 Subpart C/ Section 15.247(d) ANSI C63.10	PASS

2. GENERAL INFORMATION

2.1. Description of Device (EUT)

Description	:	TI-Nspire CX Navigator Access Point
Model No.	:	TINAVAP3-2
FCC ID	:	V7R-TINAVAP3
Brand	:	TEXAS INSTRUMENTS
Applicant	:	Texas Instruments Incorporated 12500 TI Boulevard Dallas, TX 75243-4136 USA
Manufacturer	:	Inventec Appliances(Pudong) Corporation No. 789 Pu Xing Road, Shanghai, PRC
Radio Technology	:	DSSS &OFDM
Antenna Gain	:	For : 2400 MHz -2483.5MHz, Antenna Gain : 3.3dBi For : 5150 MHz -5250 MHz, Antenna Gain : 3.0dBi For : 5725 MHz -5825 MHz, Antenna Gain : 5.3dBi
Type of Network	:	IEEE 802.11a/b/g/n HT20
Fundamental Range	:	2400 MHz -2483.5MHz 5150 MHz -5250 MHz 5725 MHz -5825 MHz
Tested Frequency	:	2412MHz (Channel 1) 2437MHz (Channel 6) 2462MHz (Channel 11) 5745MHz (Channel 149) 5785MHz (Channel 157) 5825MHz (Channel 165)
Date of Receipt of Sample	:	Apr.07, 2013
Date of Test	:	Apr.14~24, 2013

2.2. UUT's Configuration

Test UUT	:	UUT×1
I/O Ports	:	I/O port×1
USB Cable	:	60 inch×1 18 inch×1

2.3. Description Test Configuration

Configuration 1: LAP5 (UUT) + Laptop+60 inch USB Cable (2.4GHz transfer data)+
Hidden(WM-5G with NSC)

Configuration 2: LAP5 (UUT) + Laptop+18 inch USB Cable (2.4GHz transfer data)+
Hidden(WM-5G with NSC)

Configuration 3: LAP5 (UUT) + Laptop+60 inch USB Cable (5GHz transfer data)+
Hidden(WM-5G with NSC)

Configuration 4: LAP5 (UUT) + Laptop+18 inch USB Cable (5GHz transfer data)+
Hidden(WM-5G with NSC)

2.4. Operating Condition of EUT

2.4.1. Set up the EUT as test setup diagram.

2.4.2. For all test measurement items, keep the EUT be powered by laptop, Drive the test software “ART2-GUI V2.3”, let the EUT operate wireless TX activity under measurement.

2.5. Tested Supporting System Details

2.5.1. TI-nspire CX CAS (NSC)

Manufacturer : TI
 Brand : TEXAS INSTRUMENTS

2.5.2. TI-nspire CX Wireless Network Adapter v2

Manufacturer : TI
 Brand : TEXAS INSTRUMENTS
 Model No. : TINAVWNA2

2.5.3. Laptop Computer

Manufacturer : DELL
 Model Number : PP26L
 Serial Number : JX193A01
 FCC ID : FCC By DoC
 Power Cord : Unshielded, Detachable, 1.5 m
 AC Adapter : M/N: LA65NS1-00
 Brand: DELL
 Input: AC 100-240V, 50-60Hz, 1.5A
 Output: DC 19.5V,3.34A
 DC Cord: Unshielded, Undetachable,
 2.0m, 1 ferrite core.

2.6. Description of Test Facility

Name of Firm : **Audix Technology (Wujiang) Co., Ltd. EMC Dept.**

Site Location : No. 1289 Jiangxing East Road, the Eastern Part of Wujiang Economic Development Zone Jiangsu China 215200

Test Facilities : **No.1 10m semi-anechoic chamber**
 Date of Validity: May. 22, 2015
 FCC Registration No.: 252588
No.1 3m semi-anechoic chamber
 Date of Validity: May. 23, 2015
 FCC Registration No.: 897661

NVLAP Lab Code : 200786-0
 (NVLAP is a NATA accredited body under Mutual Recognition Agreement)
 Valid until on Sep.30, 2013

2.7. Measurement Uncertainty

Test Item	Range Frequency	Uncertainty
Conducted Disturbance Measurement	0.15MHz ~ 30MHz	± 2.36dB
Radiated Disturbance Measurement (At 10m Chamber)	30MHz ~ 1000MHz	± 3.06dB (Horizontal)
		± 3.10dB (Vertical)
Radiated Disturbance Measurement (At 10m Chamber)	Above 1GHz	± 4.14dB

Remark: Uncertainty = $ku_c(y)$

Test Item	Uncertainty
6 dB Bandwidth	± 3.1×10^{-6} MHz
Maximum Peak Output Power	± 0.30dB
Band Edges	± 0.302dB
Power Spectral Density	± 0.212dB
Emission Limitations	± 0.24dB

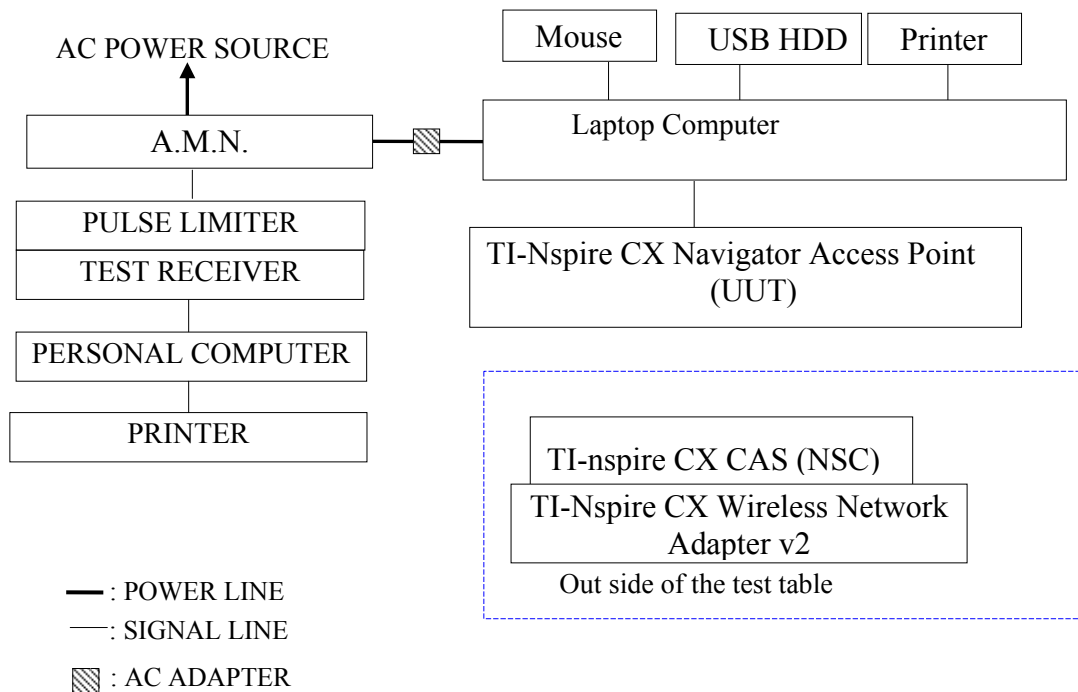
Remark: Uncertainty = $ku_c(y)$

3. CONDUCTED EMISSION MEASUREMENT

3.1. Test Equipment

Item	Type	Manufacturer	Model No.	Serial No.	Last Cal.	Next Cal.
1.	Test Receiver	R & S	ESCI	100839	2013-01-05	2014-01-04
2.	A.M.N.	R & S	ESH2-Z5	100153	2012-05-18	2013-05-17
3.	L.I.S.N	Kyoritsu	KNW-407	8-1793-3	2012-08-06	2013-08-05
4.	Pulse Limiter	AFJ	IPM-136-10 dB	PA201220003	2012-09-05	2013-09-04
5.	50Ω Terminator	Tektronis	MS4630B	001-con	2013-01-05	2014-01-04
6.	RF Cable	Harbour Industries	RG400	003	2013-03-24	2014-03-23

3.2. Block Diagram of Test Setup



3.3. Power line Conducted Emission Limit

3.3.1. Power line Conducted Emission Limit (FCC Part 15, Section 15.207, Class B)

Frequency	Maximum RF Line Voltage	
	Quasi-Peak Level	Average Level
150kHz ~ 500kHz	66 ~ 56 dBμV	56 ~ 46 dBμV
500kHz ~ 5MHz	56 dBμV	46 dBμV
5MHz ~ 30MHz	60 dBμV	50 dBμV

Remark1: If the average limit is met when using a Quasi-Peak detector, the EUT shall be deemed to meet both limits and measurement with the average detector is unnecessary.

2: The lower limit applies at the band edges.

3.4. Test Procedure

The measuring process is according to ANSI C63.10 and laboratory internal procedure TKC-301-015. (For FCC Part15 Subpart C)

In the conducted emission measurement, the EUT and all peripheral devices were set up on a non-metallic table which was 0.8 meters height above the ground plane, and 0.4 meters far away from the vertical plane. The EUT (installed in PC system) was powered by AC mains through Artificial Mains Network (A.M.N), other peripheral devices were powered by AC mains through the second Line Impedance Stabilization Network (L.I.S.N). For the measurement, the A.M.N measuring port was terminated by a 50Ω measuring equipment and the second L.I.S.N measuring port was terminated by a 50Ω resistive load. All measurements were done on the phase and neutral line of the EUT’s power cord. All cables or wires placement were verified to find out the maximum emission.

The bandwidth of measuring receiver was set at 9 kHz.

The required frequency band (0.15 MHz ~ 30 MHz) was pre-scanned with peak detector, the final measurement was measured with quasi-peak detector and average detector. (If the average limit is met when using a quasi-peak detector, the average detector is necessary).

The emission level is calculated automatically by the test system which uses the following equation:

$$\text{Emission level (dB}\mu\text{V)} = \text{Meter-Reading (dB}\mu\text{V)} + \text{A.M.N factor (dB)} + \text{Cable loss (dB)}$$

(Cable loss include pulse limiter loss)

3.5. Conducted Emission Measurement Results

3.5.1. Conducted Emission Measurement Results (For FCC Part15 Subpart C)

PASSED.

(All the emissions not reported below are too low against the prescribed limits.)

EUT was performed during this section testing and all the test results are attached in next pages.

Test Date : Apr.24, 2013 Temperature : 20.6°C Humidity : 42%

Mode	Test Condition	USB Cable	Reference Test Data No.	
			Neutral	Line
1	Test Configuration 1	60 inch	※# 2	# 1
2	Test Configuration 2	18 inch	# 6	# 5
3	Test Configuration 3	60 inch	# 10	# 9
4	Test Configuration 4	18 inch	# 14	# 13

NOTE 1- ‘※’ means the worst test mode.

NOTE 2- The worst emission is detected at 0.42 MHz with emission level of 38.35 dB (μV) and with AV detector (Limit is 47.47 dB (μV)), when the Neutral of the EUT is connected to AMN.

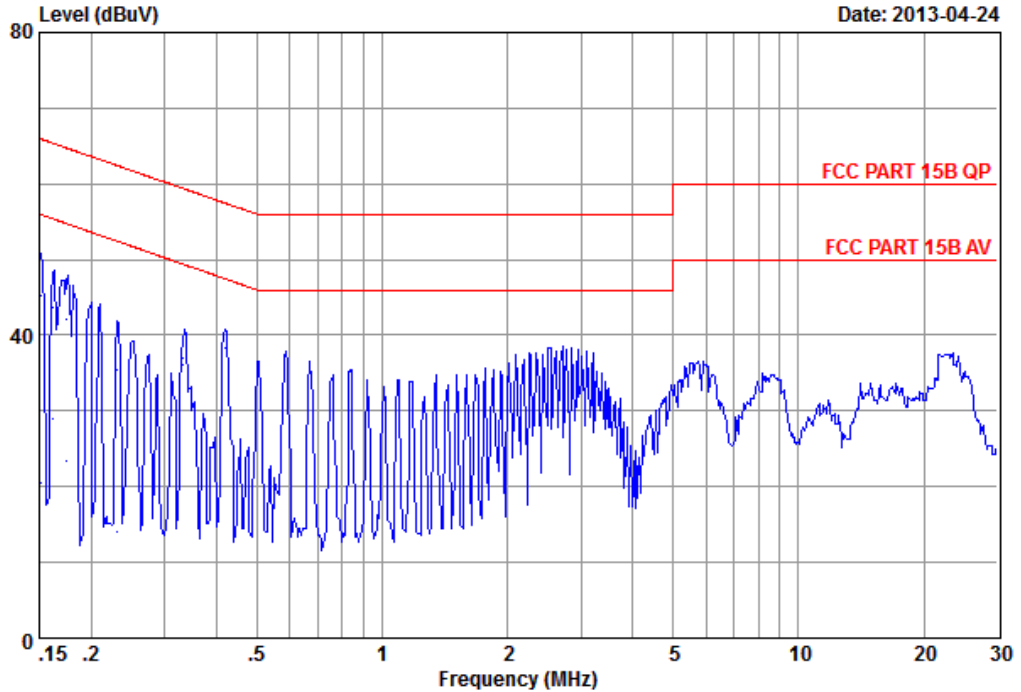


Audix Technology (Wu Jiang) Co.,Ltd
 No.1289,Jiang Xing East Road,The Eastern Part of WuJiang
 Economic Development Zone,JiangSu,China
 Tel : (0512) 63403993 Fax:(0512) 63403339

Data: 2

File: F:\2013Test Data\Report\04\G1304009.EM6 (24)

Date: 2013-04-24



Site no. : No.1 Conducted shielding Enclosure Data no. : 2
 AMN/LISN : ESH2-Z5-1205 Phase : NEUTRAL
 Limit : FCC PART 15B QP
 Env. / Ins. : 20.6*C&42%/ESCI Engineer : KM Tong
 EUT : TI-inspire CX navigator access point
 M/N : TINAVAP3-2
 Power Rating : 120Vac/60Hz
 Test mode : Configuration1
 Memo :

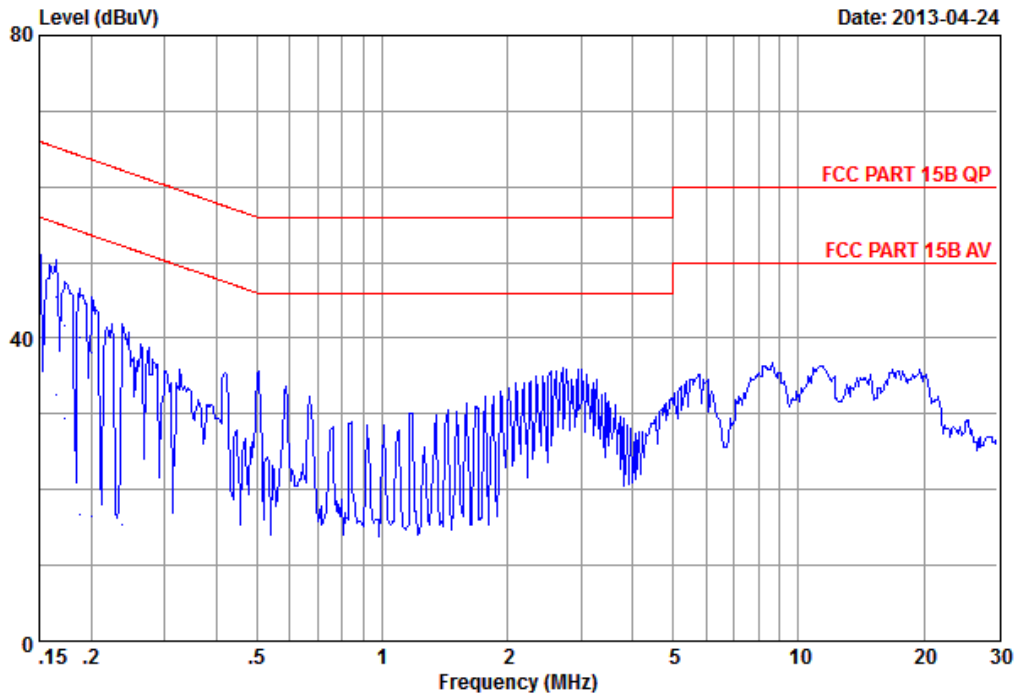
	Freq. (MHz)	AMN Factor (dB)	Cable Loss (dB)	Reading (dBuV)	Emission Level (dBuV)	Limits (dBuV)	Margin (dB)	Remark
1	0.15	0.17	9.86	10.51	20.54	55.94	35.40	Average
2	0.15	0.17	9.86	35.11	45.14	65.94	20.80	QP
3	0.16	0.17	9.86	33.61	43.64	65.36	21.72	QP
4	0.16	0.17	9.86	19.01	29.04	55.36	26.32	Average
5	0.18	0.17	9.87	32.00	42.04	64.72	22.68	QP
6	0.18	0.17	9.87	13.40	23.44	54.72	31.28	Average
7	0.23	0.17	9.87	4.10	14.14	52.41	38.27	Average
8	0.23	0.17	9.87	25.30	35.34	62.41	27.07	QP
9	0.33	0.18	9.86	26.10	36.14	49.38	13.24	Average
10	0.33	0.18	9.86	27.00	37.04	59.38	22.34	QP
11	0.42	0.19	9.87	28.19	38.25	57.47	19.22	QP
12	0.42	0.19	9.87	28.29	38.35	47.47	9.12	Average

- 1.Emission Level= AMN Factor + Cable Loss + Reading.
- 2.If the average limit is met when using a quasi-peak detector,the EUT shall be deemed to meet both limits and measurement with average detector is unnecessary.



Audix Technology (Wu Jiang) Co.,Ltd
 No.1289,Jiang Xing East Road,The Eastern Part of WuJiang
 Economic Development Zone,JiangSu,China
 Tel : (0512) 63403993 Fax: (0512) 63403339

Data: 1 File: F:\2013Test Data\Report\04\G1304009.EM6 (24)



Site no. : No.1 Conducted shielding Enclosure Data no. : 1
 AMN/LISN : ESH2-Z5-1205 Phase : LINE
 Limit : FCC PART 15B QP
 Env. / Ins. : 20.6*42%/ESCI Engineer : KM Tong
 EUT : TI-inspire CX navigator access point
 M/N : TINAVAP3-2
 Power Rating : 120Vac/60Hz
 Test mode : Configuration1
 Memo :

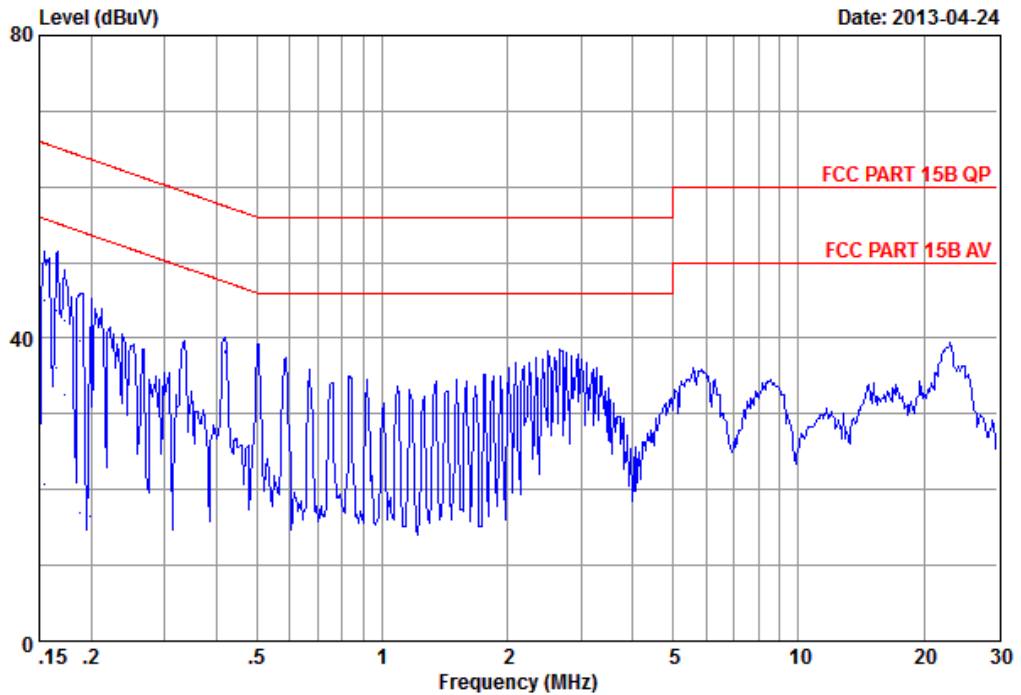
	Freq. (MHz)	AMN Factor (dB)	Cable Loss (dB)	Reading (dBuV)	Emission Level (dBuV)	Limits (dBuV)	Margin (dB)	Remark
1	0.15	0.23	9.86	35.10	45.19	66.00	20.81	QP
2	0.15	0.23	9.86	10.20	20.29	56.00	35.71	Average
3	0.17	0.23	9.86	35.31	45.40	65.21	19.81	QP
4	0.17	0.23	9.86	22.41	32.50	55.21	22.71	Average
5	0.17	0.23	9.87	31.60	41.70	64.82	23.12	QP
6	0.17	0.23	9.87	19.40	29.50	54.82	25.32	Average
7	0.19	0.24	9.87	30.00	40.11	64.17	24.06	QP
8	0.19	0.24	9.87	6.50	16.61	54.17	37.56	Average
9	0.20	0.24	9.87	27.90	38.01	63.57	25.56	QP
10	0.20	0.24	9.87	6.30	16.41	53.57	37.16	Average
11	0.24	0.25	9.87	24.40	34.52	62.20	27.68	QP
12	0.24	0.25	9.87	5.20	15.32	52.20	36.88	Average

- 1.Emission Level= AMN Factor + Cable Loss + Reading.
- 2.If the average limit is met when using a quasi-peak detector,the EUT shall be deemed to meet both limits and measurement with average detector is unnecessary.



Audix Technology (Wu Jiang) Co.,Ltd
 No.1289,Jiang Xing East Road,The Eastern Part of WuJiang
 Economic Development Zone,JiangSu,China
 Tel : (0512) 63403993 Fax: (0512) 63403339

Data: 6 File: F:\2013Test Data\Report\04\G1304009.EM6 (24)



Site no. : No.1 Conducted shielding Enclosure Data no. : 6
 AMN/LISN : ESH2-Z5-1205 Phase : NEUTRAL
 Limit : FCC PART 15B QP
 Env. / Ins. : 20.6*C&42%/ESCI Engineer : KM Tong
 EUT : TI-nspire CX navigator access point
 M/N : TINAVAP3-2
 Power Rating : 120Vac/60Hz
 Test mode : Configuration2
 Memo :

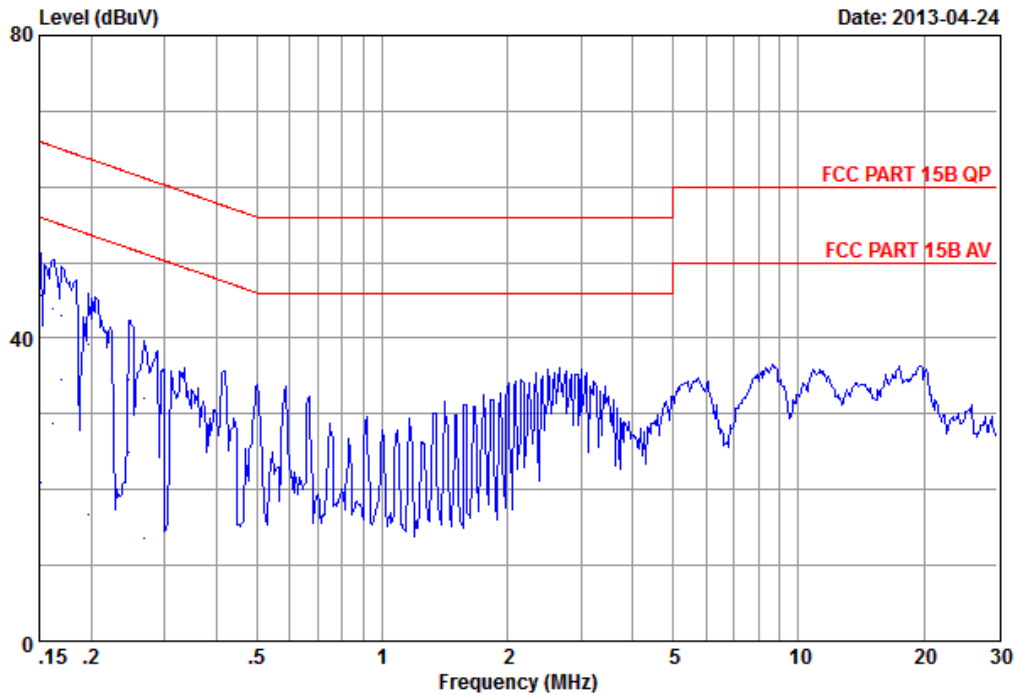
	Freq. (MHz)	AMN Factor (dB)	Cable Loss (dB)	Reading (dBuV)	Emission Level (dBuV)	Limits (dBuV)	Margin (dB)	Remark
1	0.15	0.17	9.86	34.91	44.94	65.78	20.84	QP
2	0.15	0.17	9.86	10.71	20.74	55.78	35.04	Average
3	0.17	0.17	9.86	33.61	43.64	65.21	21.57	QP
4	0.17	0.17	9.86	26.11	36.14	55.21	19.07	Average
5	0.17	0.17	9.87	32.20	42.24	64.86	22.62	QP
6	0.17	0.17	9.87	22.50	32.54	54.86	22.32	Average
7	0.19	0.17	9.87	29.70	39.74	64.12	24.38	QP
8	0.19	0.17	9.87	6.80	16.84	54.12	37.28	Average
9	0.20	0.17	9.87	6.50	16.54	53.65	37.11	Average
10	0.20	0.17	9.87	28.70	38.74	63.65	24.91	QP
11	0.42	0.19	9.87	28.09	38.15	47.47	9.32	Average
12	0.42	0.19	9.87	28.29	38.35	57.47	19.12	QP

- 1.Emission Level= AMN Factor + Cable Loss + Reading.
- 2.If the average limit is met when using a quasi-peak detector,the EUT shall be deemed to meet both limits and measurement with average detector is unnecessary.



Audix Technology (Wu Jiang) Co.,Ltd
 No.1289,Jiang Xing East Road,The Eastern Part of WuJiang
 Economic Development Zone,JiangSu,China
 Tel : (0512) 63403993 Fax: (0512) 63403339

Data: 5 File: F:\2013Test Data\Report\04\G1304009.EM6 (24)



Site no. : No.1 Conducted shielding Enclosure Data no. : 5
 AMN/LISN : ESH2-Z5-1205 Phase : LINE
 Limit : FCC PART 15B QP
 Env. / Ins. : 20.6*C&42%/ESCI Engineer : KM Tong
 EUT : TI-nspire CX navigator access point
 M/N : TINAVAP3-2
 Power Rating : 120Vac/60Hz
 Test mode : Configuration2
 Memo :

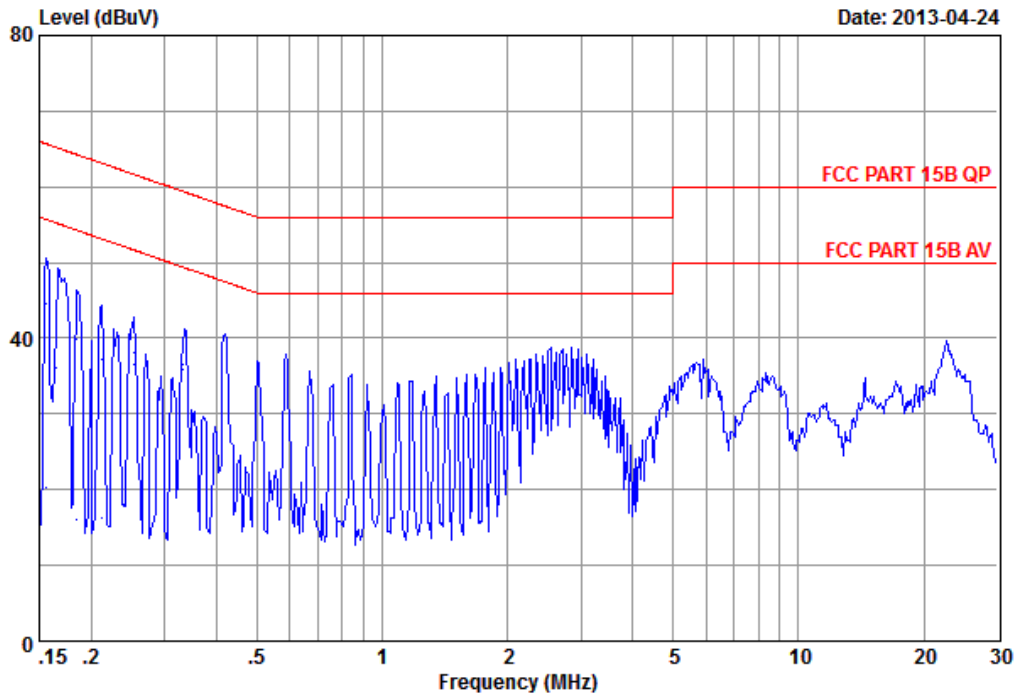
	Freq. (MHz)	AMN Factor (dB)	Cable Loss (dB)	Reading (dBuV)	Emission Level (dBuV)	Limits (dBuV)	Margin (dB)	Remark
1	0.15	0.23	9.86	10.90	20.99	55.94	34.95	Average
2	0.15	0.23	9.86	35.70	45.79	65.94	20.15	QP
3	0.16	0.23	9.86	33.80	43.89	65.36	21.47	QP
4	0.16	0.23	9.86	18.60	28.69	55.36	26.67	Average
5	0.17	0.23	9.87	33.00	43.10	64.96	21.86	QP
6	0.17	0.23	9.87	24.50	34.60	54.96	20.36	Average
7	0.20	0.24	9.87	6.50	16.61	53.78	37.17	Average
8	0.20	0.24	9.87	29.00	39.11	63.78	24.67	QP
9	0.25	0.26	9.86	14.80	24.92	51.89	26.97	Average
10	0.25	0.26	9.86	24.50	34.62	61.89	27.27	QP
11	0.27	0.26	9.86	22.01	32.13	61.18	29.05	QP
12	0.27	0.26	9.86	3.41	13.53	51.18	37.65	Average

- 1.Emission Level= AMN Factor + Cable Loss + Reading.
- 2.If the average limit is met when using a quasi-peak detector,the EUT shall be deemed to meet both limits and measurement with average detector is unnecessary.



Audix Technology (Wu Jiang) Co.,Ltd
 No.1289,Jiang Xing East Road,The Eastern Part of WuJiang
 Economic Development Zone,JiangSu,China
 Tel : (0512) 63403993 Fax: (0512) 63403339

Data: 10 File: F:\2013Test Data\Report\04\G1304009.EM6 (24)



Site no. : No.1 Conducted shielding Enclosure Data no. : 10
 AMN/LISN : ESH2-Z5-1205 Phase : NEUTRAL
 Limit : FCC PART 15B QP
 Env. / Ins. : 20.6* $C\&42\%$ /ESCI Engineer : KM Tong
 EUT : TI-nspire CX navigator access point
 M/N : TINAVAP3-2
 Power Rating : 120Vac/60Hz
 Test mode : Configuration3
 Memo :

	Freq. (MHz)	AMN Factor (dB)	Cable Loss (dB)	Reading (dBuV)	Emission Level (dBuV)	Limits (dBuV)	Margin (dB)	Remark
1	0.16	0.17	9.86	34.61	44.64	65.73	21.09	QP
2	0.16	0.17	9.86	10.21	20.24	55.73	35.49	Average
3	0.17	0.17	9.86	33.31	43.34	65.21	21.87	QP
4	0.17	0.17	9.86	26.11	36.14	55.21	19.07	Average
5	0.19	0.17	9.87	29.80	39.84	64.26	24.42	QP
6	0.19	0.17	9.87	6.10	16.14	54.26	38.12	Average
7	0.21	0.17	9.87	27.20	37.24	63.13	25.89	QP
8	0.21	0.17	9.87	6.20	16.24	53.13	36.89	Average
9	0.25	0.18	9.86	28.10	38.14	61.69	23.55	QP
10	0.25	0.18	9.86	26.60	36.64	51.69	15.05	Average
11	0.33	0.18	9.86	26.50	36.54	59.38	22.84	QP
12	0.33	0.18	9.86	25.80	35.84	49.38	13.54	Average

- 1.Emission Level= AMN Factor + Cable Loss + Reading.
- 2.If the average limit is met when using a quasi-peak detector,the EUT shall be deemed to meet both limits and measurement with average detector is unnecessary.

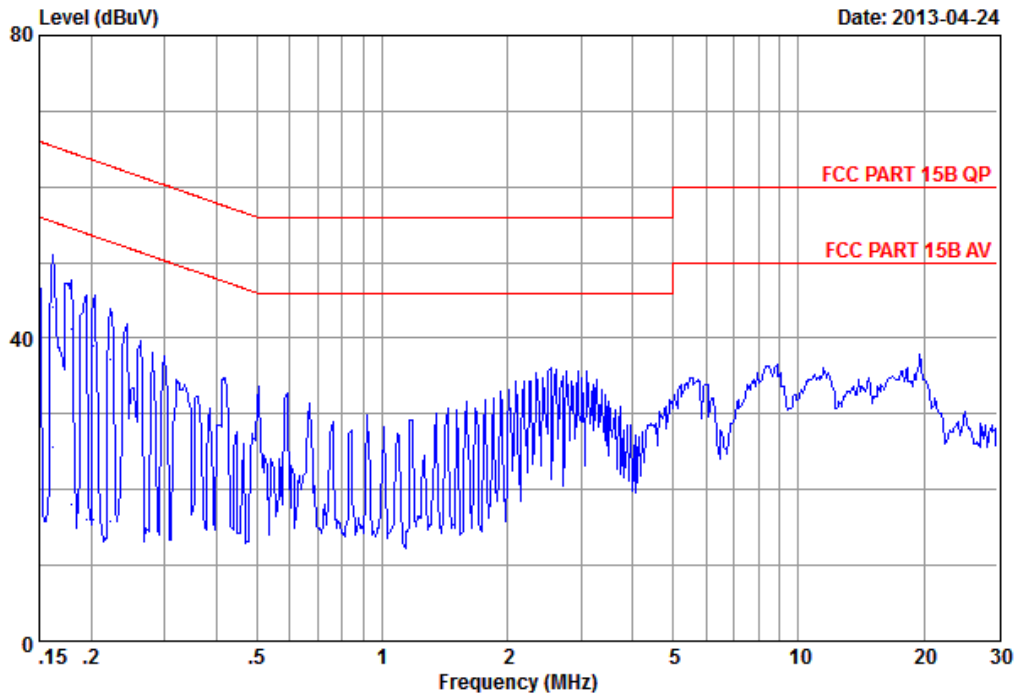


Audix Technology (Wu Jiang) Co.,Ltd
 No.1289,Jiang Xing East Road,The Eastern Part of WuJiang
 Economic Development Zone,JiangSu,China
 Tel : (0512) 63403993 Fax: (0512) 63403339

Data: 9

File: F:\2013Test Data\Report\04\G1304009.EM6 (24)

Date: 2013-04-24



Site no. : No.1 Conducted shielding Enclosure Data no. : 9
 AMN/LISN : ESH2-Z5-1205 Phase : LINE
 Limit : FCC PART 15B QP
 Env. / Ins. : 20.6*C&42%/ESCI Engineer : KM Tong
 EUT : TI-inspire CX navigator access point
 M/N : TINAVAP3-2
 Power Rating : 120Vac/60Hz
 Test mode : Configuration3
 Memo :

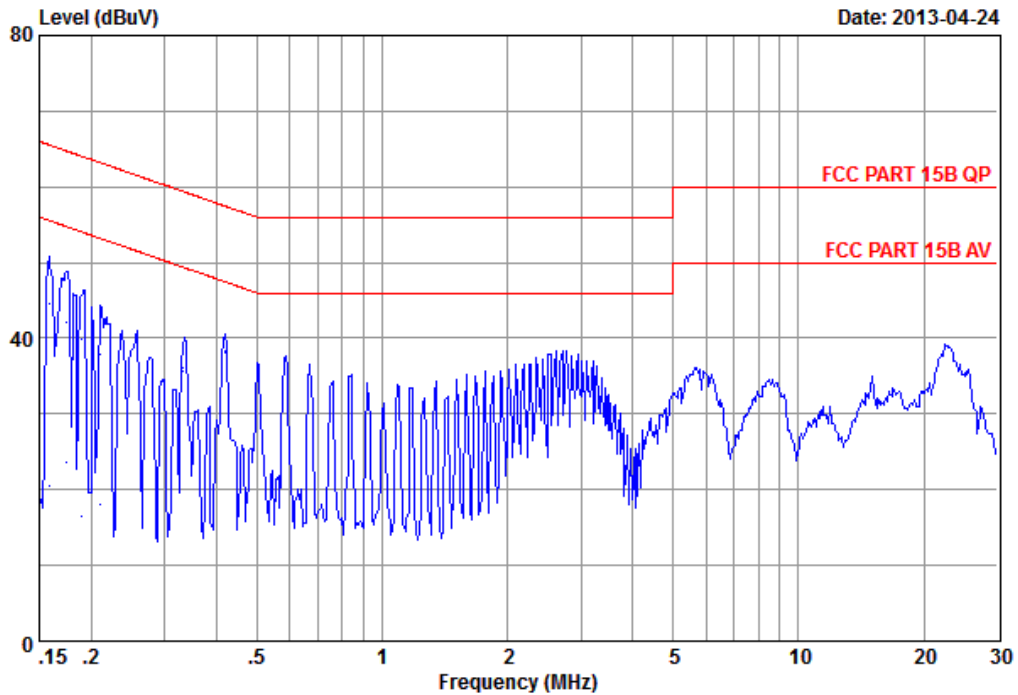
	Freq. (MHz)	AMN Factor (dB)	Cable Loss (dB)	Reading (dBuV)	Emission Level (dBuV)	Limits (dBuV)	Margin (dB)	Remark
1	0.15	0.23	9.86	35.80	45.89	66.00	20.11	QP
2	0.15	0.23	9.86	11.00	21.09	56.00	34.91	Average
3	0.16	0.23	9.86	34.00	44.09	65.41	21.32	QP
4	0.16	0.23	9.86	15.60	25.69	55.41	29.72	Average
5	0.18	0.24	9.87	7.89	18.00	54.53	36.53	Average
6	0.18	0.24	9.87	31.19	41.30	64.53	23.23	QP
7	0.20	0.24	9.87	29.10	39.21	63.82	24.61	QP
8	0.20	0.24	9.87	5.90	16.01	53.82	37.81	Average
9	0.20	0.24	9.87	28.90	39.01	63.49	24.48	QP
10	0.20	0.24	9.87	6.00	16.11	53.49	37.38	Average
11	0.22	0.25	9.87	27.00	37.12	62.74	25.62	QP
12	0.22	0.25	9.87	5.60	15.72	52.74	37.02	Average

- 1.Emission Level= AMN Factor + Cable Loss + Reading.
- 2.If the average limit is met when using a quasi-peak detector,the EUT shall be deemed to meet both limits and measurement with average detector is unnecessary.



Audix Technology (Wu Jiang) Co.,Ltd
 No.1289,Jiang Xing East Road,The Eastern Part of WuJiang
 Economic Development Zone,JiangSu,China
 Tel : (0512) 63403993 Fax:(0512) 63403339

Data: 14 File: F:\2013Test Data\Report\04\G1304009.EM6 (24)



Site no. : No.1 Conducted shielding Enclosure Data no. : 14
 AMN/LISN : ESH2-Z5-1205 Phase : NEUTRAL
 Limit : FCC PART 15B QP
 Env. / Ins. : 20.6*C&42%/ESCI Engineer : KM Tong
 EUT : TI-inspire CX navigator access point
 M/N : TINAVAP3-2
 Power Rating : 120Vac/60Hz
 Test mode : Configuration4
 Memo :

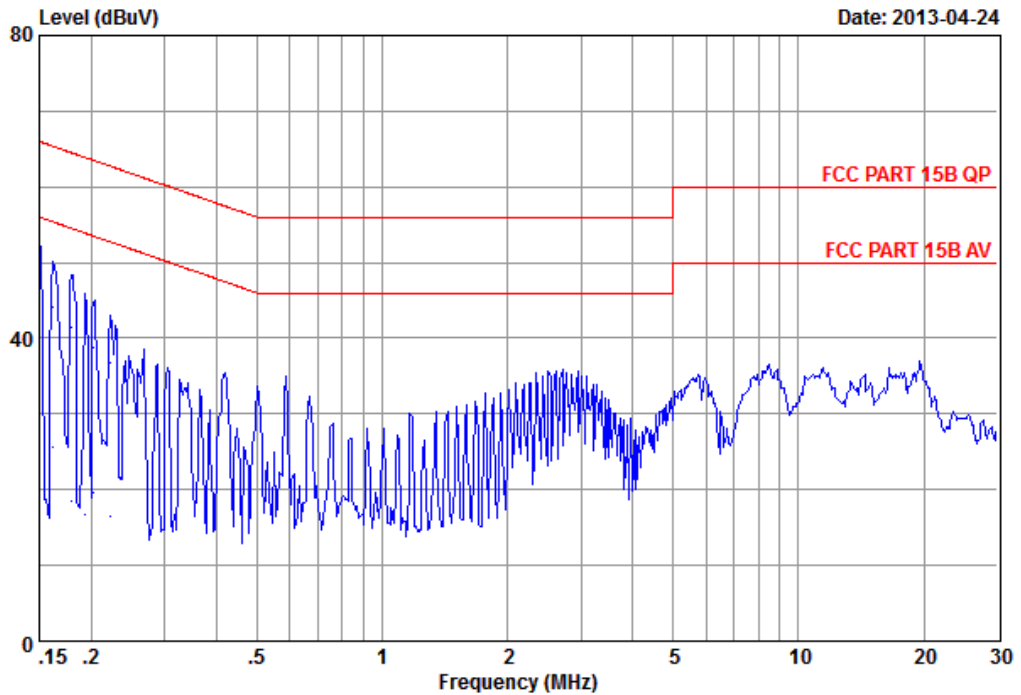
	Freq. (MHz)	AMN Factor (dB)	Cable Loss (dB)	Reading (dBuV)	Emission Level (dBuV)	Limits (dBuV)	Margin (dB)	Remark
1	0.16	0.17	9.86	34.51	44.54	65.57	21.03	QP
2	0.16	0.17	9.86	10.51	20.54	55.57	35.03	Average
3	0.18	0.17	9.87	13.50	23.54	54.72	31.18	Average
4	0.18	0.17	9.87	32.00	42.04	64.72	22.68	QP
5	0.19	0.17	9.87	29.90	39.94	64.04	24.10	QP
6	0.19	0.17	9.87	6.50	16.54	54.04	37.50	Average
7	0.21	0.17	9.87	27.80	37.84	63.21	25.37	QP
8	0.21	0.17	9.87	8.00	18.04	53.21	35.17	Average
9	0.33	0.18	9.86	25.60	35.64	49.38	13.74	Average
10	0.33	0.18	9.86	26.10	36.14	59.38	23.24	QP
11	0.42	0.19	9.87	28.19	38.25	57.47	19.22	QP
12	0.42	0.19	9.87	27.99	38.05	47.47	9.42	Average

- 1.Emission Level= AMN Factor + Cable Loss + Reading.
- 2.If the average limit is met when using a quasi-peak detector,the EUT shall be deemed to meet both limits and measurement with average detector is unnecessary.



Audix Technology (Wu Jiang) Co.,Ltd
 No.1289,Jiang Xing East Road,The Eastern Part of WuJiang
 Economic Development Zone,JiangSu,China
 Tel : (0512) 63403993 Fax: (0512) 63403339

Data: 13 File: F:\2013Test Data\Report\04\G1304009.EM6 (24)



Site no. : No.1 Conducted shielding Enclosure Data no. : 13
 AMN/LISN : ESH2-Z5-1205 Phase : LINE
 Limit : FCC PART 15B QP
 Env. / Ins. : 20.6*C&42%/ESCI Engineer : KM Tong
 EUT : TI-nspire CX navigator access point
 M/N : TINAVAP3-2
 Power Rating : 120Vac/60Hz
 Test mode : Configuration4
 Memo :

	Freq. (MHz)	AMN Factor (dB)	Cable Loss (dB)	Reading (dBuV)	Emission Level (dBuV)	Limits (dBuV)	Margin (dB)	Remark
1	0.15	0.23	9.86	35.70	45.79	66.00	20.21	QP
2	0.15	0.23	9.86	11.10	21.19	56.00	34.81	Average
3	0.16	0.23	9.86	34.00	44.09	65.41	21.32	QP
4	0.16	0.23	9.86	15.60	25.69	55.41	29.72	Average
5	0.18	0.24	9.87	31.39	41.50	64.53	23.03	QP
6	0.18	0.24	9.87	8.39	18.50	54.53	36.03	Average
7	0.19	0.24	9.87	29.50	39.61	63.91	24.30	QP
8	0.19	0.24	9.87	6.60	16.71	53.91	37.20	Average
9	0.20	0.24	9.87	28.70	38.81	63.49	24.68	QP
10	0.20	0.24	9.87	9.60	19.71	53.49	33.78	Average
11	0.22	0.25	9.87	26.70	36.82	62.74	25.92	QP
12	0.22	0.25	9.87	6.30	16.42	52.74	36.32	Average

- 1.Emission Level= AMN Factor + Cable Loss + Reading.
- 2.If the average limit is met when using a quasi-peak detector,the EUT shall be deemed to meet both limits and measurement with average detector is unnecessary.

4. RADIATED EMISSION MEASUREMENT

4.1. Test Equipment

The following test equipment was used during the radiated emission measurement:
At 10m Semi-Anechoic Chamber

Item	Type	Manufacturer	Model No.	Serial No.	Last Cal.	Next Cal.
1.	Spectrum Analyzer	Agilent	E7405A	MY45107028	2013-01-05	2014-01-04
2.	Spectrum Analyzer	Agilent	E7405A	MY45107030	2013-01-05	2014-01-04
3.	Spectrum Analyzer	Agilent	E4447A	MY45300134	2013-01-05	2014-01-04
4.	Pre-Amplifier	Agilent	8447D	2944A10923	2012-08-14	2013-08-13
5.	Pre-Amplifier	Agilent	8447D	2944A10922	2012-08-14	2013-08-13
6.	Bi-log Antenna (Horizontal)	Schaffner	CBL6112D	22253	2012-05-04	2013-05-03
7.	Bi-log Antenna (Vertical)	Schaffner	CBL6112D	22251	2012-04-25	2013-04-24
8.	Horn Antenna	EMCO	3115	00062593	2012-05-04	2013-05-03
9.	Test Receiver	R&S	ESCI	100351	2013-01-05	2014-01-04
10.	50Ω Coaxial Switch # 1	ANRITSU	MP59B	6200547935	2012-03-24	2013-03-23
11.	50Ω Coaxial Switch # 2	ANRITSU	MP59B	6200547937	2012-03-24	2013-03-23
12.	50Ω Coaxial Switch # 3	ANRITSU	MP59B	6200547934	2012-03-24	2013-03-23
13.	Microwave amplifier	Agilent	8449B	3008A02234	2013-01-05	2014-01-04
14.	RF Cable	Yuhang	CSYH	001	2012-08-14	2013-08-13
15.	RF Cable	Yuhang	CSYH	002	2012-08-14	2013-08-13
16.	RF Cable	Yuhang	CSYH	003	2012-08-14	2013-08-13
17.	RF Cable	Yuhang	CSYH	004	2012-08-14	2013-08-13
18.	RF Cable	Yuhang	CSYH	005	2012-08-14	2013-08-13
19.	RF Cable	Yuhang	CSYH	006	2012-08-14	2013-08-13
20.	RF Cable	Yuhang	CSYH	008	2012-08-14	2013-08-13
21.	RF Cable	Yuhang	CSYH	009	2012-08-14	2013-08-13
22.	RF Cable	Huber+Suhner	SUCOFLEX 102	28571	2012-08-14	2013-08-13
23.	RF Cable	Huber+Suhner	SUCOFLEX 102	28579	2012-08-14	2013-08-13

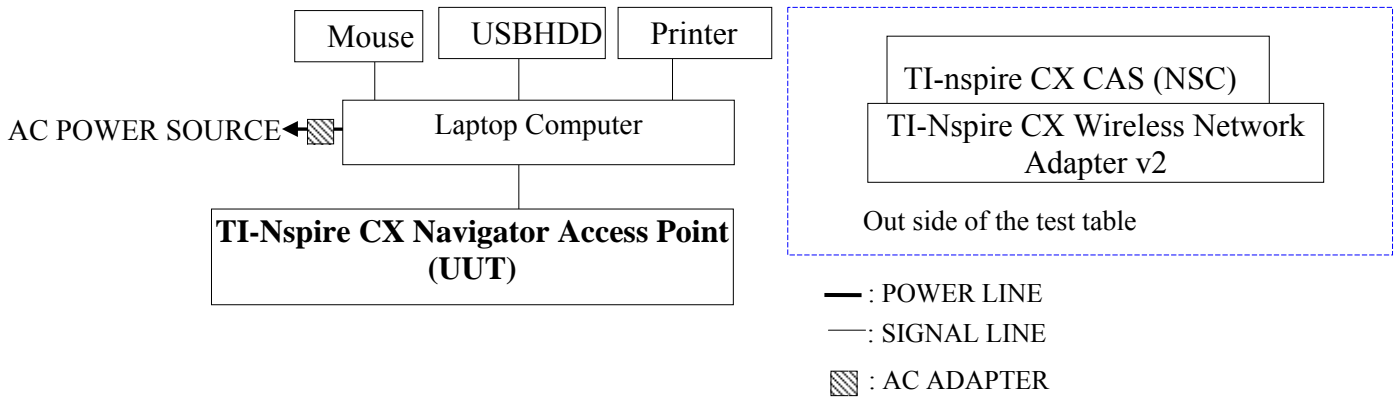
At 3m Semi-Anechoic Chamber

Item	Type	Manufacturer	Model No.	Serial No.	Last Cal.	Next Cal.
1.	Preamplifier	Agilent	8449B	2944A10921	2012-08-14	2013-08-13
2.	Spectrum Analyzer	Agilent	E4447A	MY45300136	2013-01-05	2014-01-04
3.	Bi-log Antenna	Schaffner	CBL6112D	22250	2012-08-23	2013-08-22
4.	Horn Antenna	EMCO	3115	00062960	2012-05-04	2013-05-03
5.	Horn Antenna	EMCO	3116	62641	2011-06-08	2013-06-07
6.	Test Receiver	R&S	ESCI	100361	2013-01-05	2014-01-04
7.	50Ω Coaxial Switch	Anritsu	MP59B	6200547935	2013-03-24	2014-03-23
8.	RF Cable #1	Yuhang CSYH	cable-3m	001(0.5m)	2012-08-13	2013-08-12
9.	RF Cable #2	Yuhang CSYH	cable-3m	002(0.5m)	2012-08-13	2013-08-12

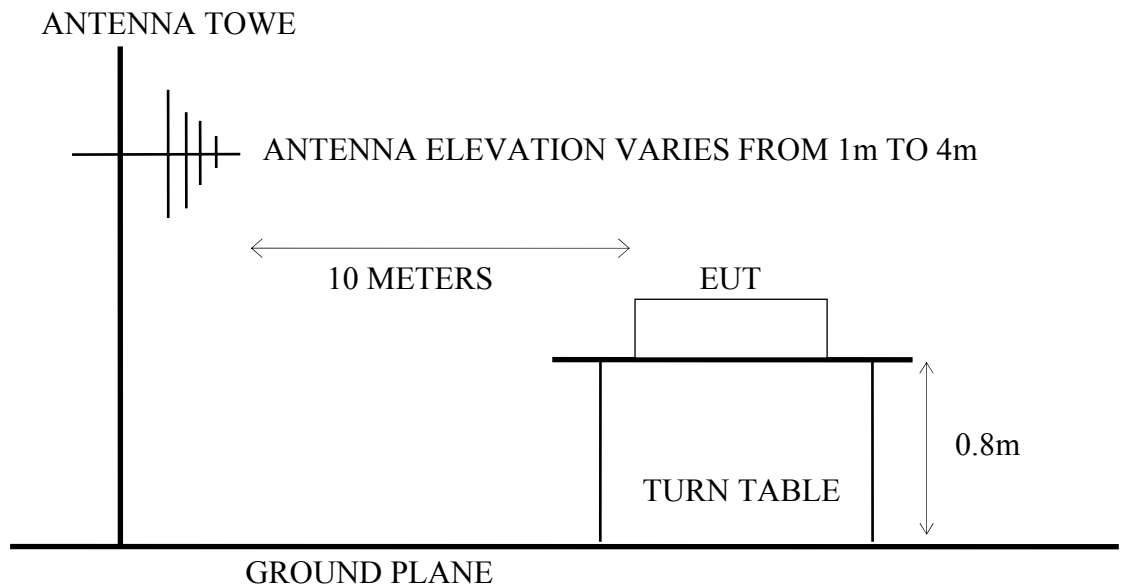
10.	RF Cable #3	Yuhang CSYH	cable-3m	003(3.0m)	2012-08-13	2013-08-12
-----	-------------	-------------	----------	-----------	------------	------------

4.2. Block Diagram of Test Setup

4.2.1. Block Diagram of Test Setup between EUT and simulators

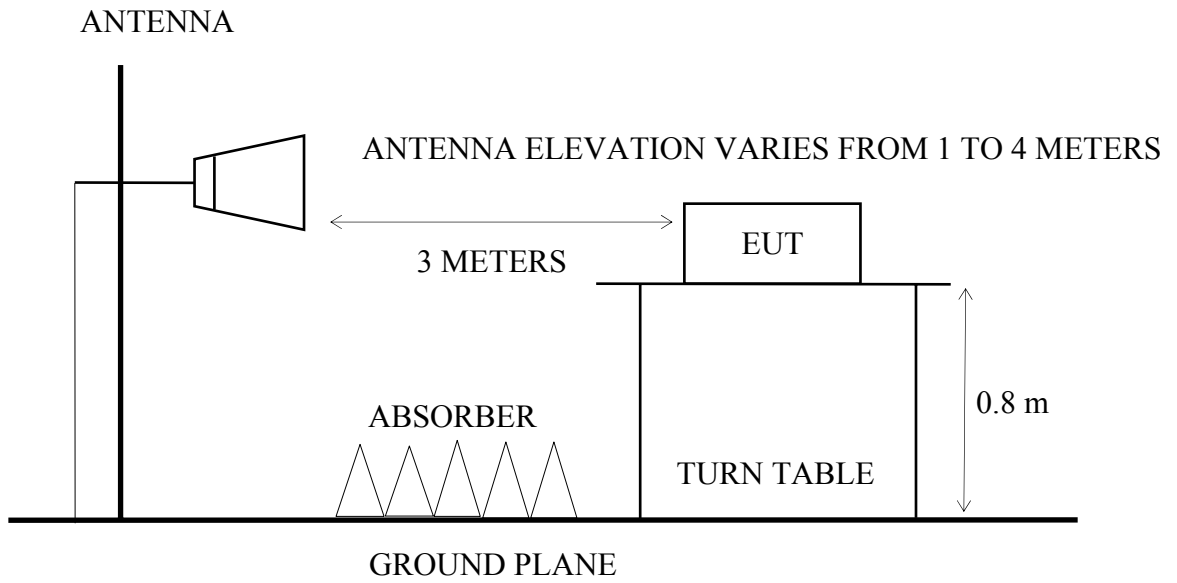


4.2.2. No. 1 10m Semi-Anechoic Chamber Setup Diagram (Test distance: 10m) for 30-1000MHz

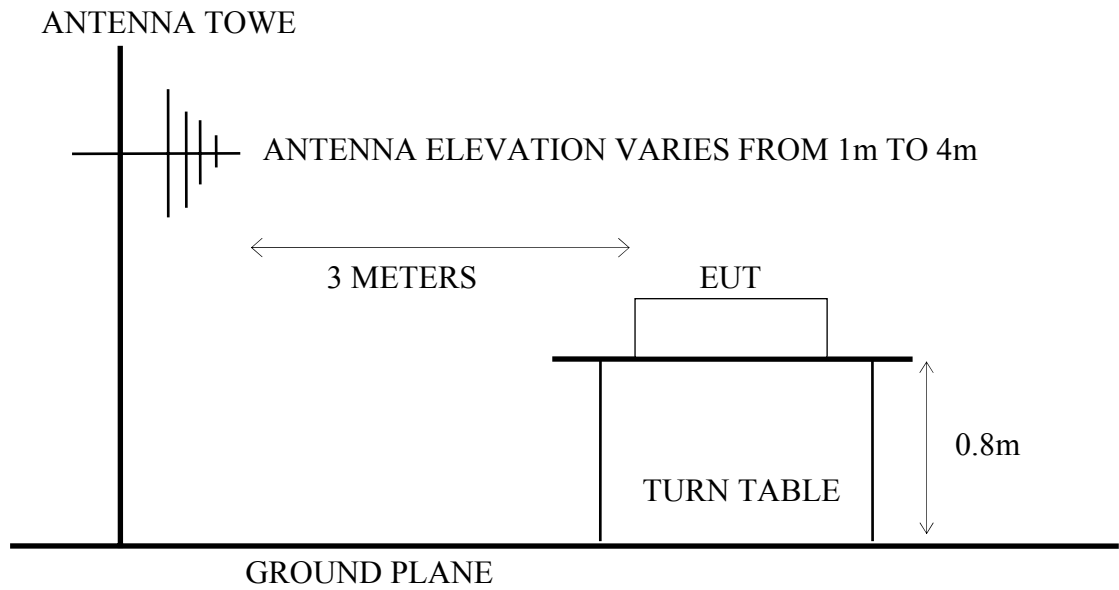


4.2.3. Test Setup at No. 1 10m Semi-Anechoic Chamber Setup Diagram

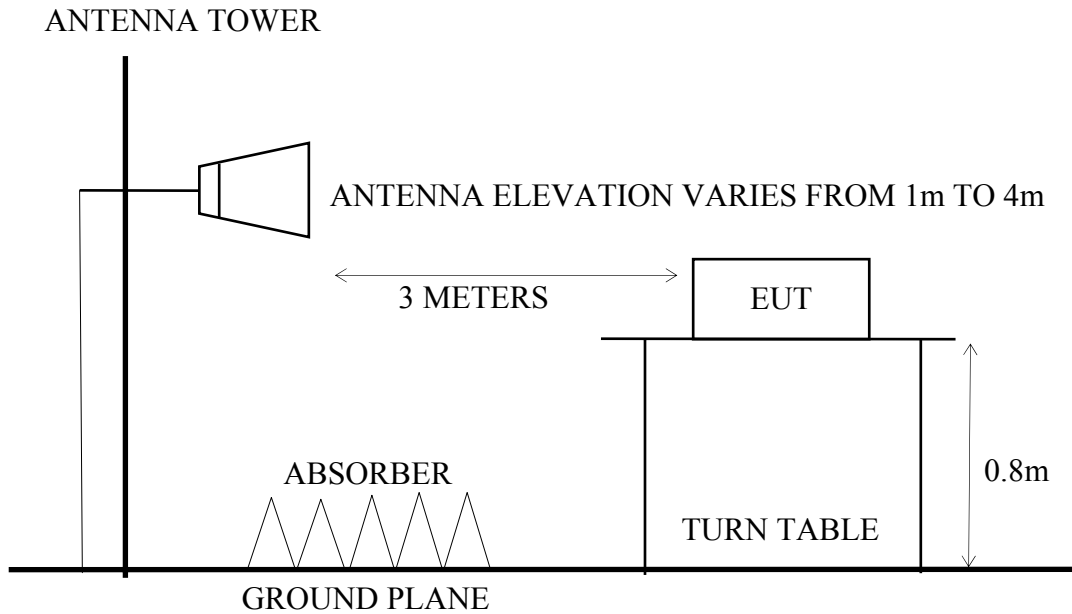
For 1000MHz~8000MHz



4.2.4. No. 1 3m Semi-Anechoic Chamber Setup Diagram (Test distance:10m) for 30-1000MHz



4.2.5. No. 1 3m Semi-Anechoic Chamber Setup Diagram (Test distance: 3m) for above 1GHz



4.3. Radiated Emission Limits

4.3.1. Radiated Emission Limits (FCC Part15 C, section 15.209,CISPR22)

Frequency MHz	Distance Meters	Field Strengths Limits
		dB μ V/m
30 ~ 230	10	30.0
230 ~ 1000	10	37.0
Above 1000	3	74.0 dB μ V/m (Peak)
		54.0 dB μ V/m (Average)

Remark : (1) Emission level (dB μ V/m) = 20 log Emission level (μ V/m)
 (2)The tighter limit applies at the edge between two frequency bands.

4.4. Test Procedure

The measuring process is according to ANSI C63.10 and laboratory internal procedure TKC-301-024. (For FCC Part15 Subpart C)

In the radiated disturbance measurement, the EUT and all simulators were set up on a non-metallic turn table which was 0.8 meters above the ground plane. Measurement distance between EUT and receiving antennas was set at 10 meters at 30MHz~1000MHz and 3 meters at above 1GHz. The specified distance is the distance between the antennas and the closest periphery of EUT. During the radiated measurement, the EUT was rotated 360° and receiving antennas were moved from 1 ~ 4 meters for finding maximum emission. Two receiving antennas were used for both horizontal and vertical polarization detection for 30MHz~1GHz, One receiving antennas was used for both horizontal and vertical polarization detection for above 1GHz (the absorbing material was added when testing of above 1GHz was done). All cables or wires placement were verified to find out the maximum emission.

The bandwidth of measuring receiver (or spectrum analyzer) was set to:

- RBW (120 kHz), VBW (300 kHz) for QP detector below 1GHz
- RBW (1 MHz), VBW (1MHz) for Peak detector above 1GHz
- RBW (1 MHz), VBW (10 Hz) for Peak detector above 1GHz

The required frequency band (30 MHz ~ 12000 MHz) was pre-scanned with peak detector; all final measurements were measured with quasi-peak detector below 1GHz, measured with average detector and peak detector above 1GHz.

The emission level is calculated automatically by the test system which uses the following equation :

1. For 30-1000MHz measurement:

$$\text{Emission Level (dB}\mu\text{V/m)} = \text{Meter-Reading (dB}\mu\text{V)} + \text{Antenna Factor (dB/m)} + \text{Cable Loss (dB)}$$
2. For Above 1GHz measurement:

$$\text{Emission Level (dB}\mu\text{V/m)} = \text{Meter-Reading (dB}\mu\text{V)} + \text{Antenna Factor (dB/m)} + \text{Cable Loss (dB)} - \text{Pre-amplifier factor (dB)}$$

4.5. Measurement Results

PASSED

(All the emissions not reported below are too low against the prescribed limits.)

4.5.1. For 30MHz~1GHz

Test Date : Apr.14, 2013 Temperature : 22°C Humidity : 44%

The details of test modes and reference test data are as follows :

Item	Test Condition	USB Cable	Reference Test Data No.	
			Horizontal	Vertical
1	Test Configuration 1	60 inch	# 33	# 34
2	Test Configuration 2	18 inch	# 35	# 36
3	Test Configuration 3	60 inch	# 37	# 38
4	Test Configuration 4	18 inch	# 39	# 40

4.5.2. For Above 1GHz

The details of test modes and reference test data are as follows:

Test Date: Apr.14, 2013 Temperature: 22.0°C Humidity: 44`%

Item	Test Condition	USB Cable	Reference Test Data No.	
			Horizontal	Vertical
※1	Test Configuration 1	60 inch	# 9	# 10
2	Test Configuration 2	18 inch	# 11	# 12
3	Test Configuration 3	60 inch	# 13	# 14
4	Test Configuration 4	18 inch	# 15	# 16

4.5.3. For Restricted Bands:

The EUT was tested in restricted bands and all the test results are listed in section 4.6 & 4.7.
(The restricted bands defined in part 15.205(a))

For Frequency range: below 1GHz

No.	Test Mode and Frequency			Reference Test Data No.	
				Horizontal	Vertical
1.	Transmitting	802.11b	2412MHz (Channel 1)	# 33	# 34
2.			2437MHz (Channel 6)	# 35	# 36
3.			2462MHz (Channel 11)	# 37	# 38
4.		802.11g	2412MHz (Channel 1)	# 39	# 40
5.			2437MHz (Channel 6)	# 41	# 42
6.			2462MHz (Channel 11)	# 43	# 44
7.		802.11n HT20	2412MHz (Channel 1)	# 45	# 46
8.			2437MHz (Channel 6)	# 47	# 48
9.			2462MHz (Channel 11)	# 49	# 50
10.			5745MHz (Channel 149)	# 57	# 58
11.			5785MHz (Channel 157)	# 59	# 60
12.			5825MHz (Channel 165)	# 61	# 62
13.		802.11a	5745MHz (Channel 149)	# 51	# 52
14.			5785MHz (Channel 157)	# 53	# 54
15.			5825MHz (Channel 165)	# 55	# 56

For Frequency range: above 1GHz

No.	Test Mode and Frequency			Reference Test Data No.	
				Horizontal	Vertical
1.	Transmitting	802.11b	2412MHz (Channel 1)	# 63	# 64
2.			2437MHz (Channel 6)	# 65	# 66
3.			2462MHz (Channel 11)	# 67	# 68
4.		802.11g	2412MHz (Channel 1)	# 69	# 70
5.			2437MHz (Channel 6)	# 71	# 72
6.			2462MHz (Channel 11)	# 73	# 74
7.		802.11n HT20	2412MHz (Channel 1)	# 75	# 76
8.			2437MHz (Channel 6)	# 77	# 78
9.			2462MHz (Channel 11)	# 79	# 80
10.			5745MHz (Channel 149)	# 87	# 88
11.			5785MHz (Channel 157)	# 89	# 90
12.			5825MHz (Channel 165)	# 91	# 92

13.		802.11a	5745MHz (Channel 149)	# 81	# 82
14.			5785MHz (Channel 157)	# 83	# 84
15.			5825MHz (Channel 165)	# 85	# 86

4.5.4. For Band Edge Emission

The EUT was tested in restricted bands and all the test results are listed in section 4.8. The restricted bands defined in part 15.205(a))

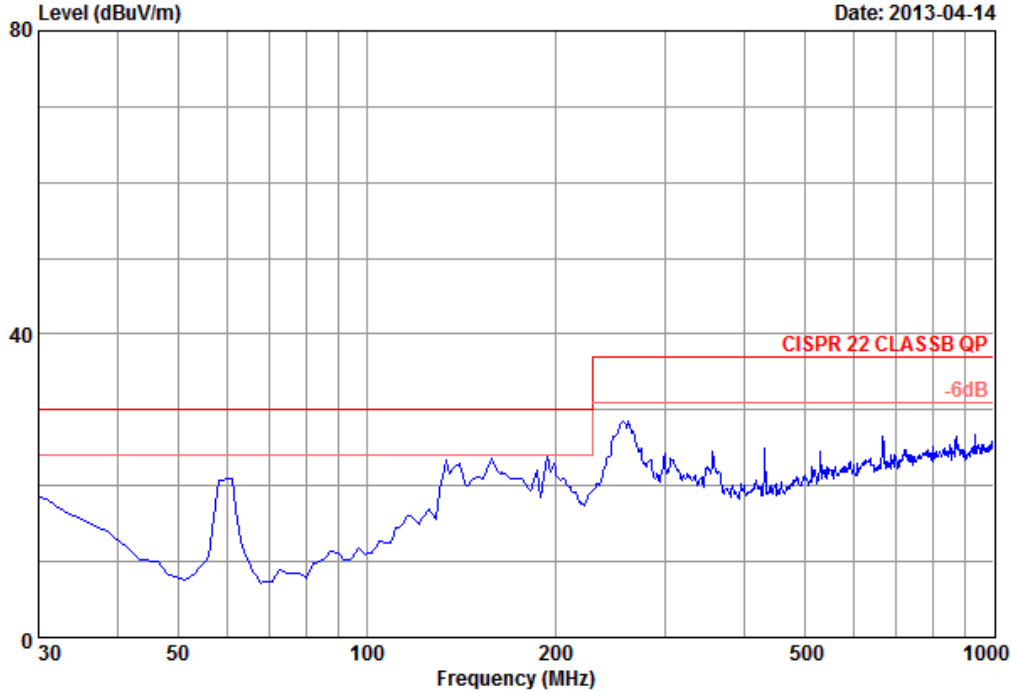
No.	Test Mode and Frequency		Reference Test Data No.		
			Horizontal	Vertical	
1.	Transmitting	802.11b	2412MHz (Channel 1)	# 1 , # 3	# 2 , # 4
2.			2462MHz (Channel 11)	# 5 , # 7	# 6 , # 8
3.		802.11g	2412MHz (Channel 1)	# 9 , # 11	# 10, # 12
4.			2462MHz (Channel 11)	# 13 , # 15	# 14 , # 16
5.		802.11n HT20	2412MHz (Channel 1)	# 17 , # 19	# 18, # 20
6.			2462MHz (Channel 11)	# 21 , # 23	# 22, # 24
7.			5725MHz (Channel 149)	N/A	N/A
8.			5850MHz (Channel 165)	N/A	N/A
9.		802.11a	5745MHz (Channel 149)	N/A	N/A
10.			5825MHz (Channel 165)	N/A	N/A

4.5.5. Radiated Emission Measurement Results (For below 1GHz)



Audix Technology (Wujiang) Co., Ltd.
 No.1289, Jiang Xing East Road, Eastern Part of Wujiang
 Economic Development Zone, Jiangsu, China
 Tel: 0512-63403993 Fax: 0512-63403339

Data: 33 File: G:\TEST DATA\2013\Report4\G1304009.EM6 (48) Date: 2013-04-14



Site No. : NO.1 10m Semi-Anechoic Chamber Data NO. : 33
 Dis./Ant. : 10m 6112D(22253)-1206-H Ant.pol : HORIZONTAL
 Env./Ins. : 22.0°C 44%/ESCI Engineer : Kevin
 EUT : TI-nspire CX navigator access point
 M/N : TINAVAP3-2
 Power Rating: 120Vac/60Hz
 Test Mode : Configuration1
 Memo :

	Freq. (MHz)	Ant. Factor (dB)	Cable Loss (dB)	Reading (dBuV)	Emission Level (dBuV/m)	Limits (dBuV/m)	Margin (dB)	Remark
1	61.04	6.12	1.08	13.79	20.99	30.00	9.01	QP
2	133.79	11.91	1.65	9.87	23.43	30.00	6.57	QP
3	140.58	12.30	1.67	8.90	22.87	30.00	7.13	QP
4	158.04	10.24	1.82	11.53	23.59	30.00	6.41	QP
5	193.93	9.40	2.02	12.42	23.84	30.00	6.16	QP
6	256.98	13.27	2.33	12.99	28.59	37.00	8.41	QP

Remarks: 1. Emission Level= Antenna factor + Cable loss + Reading
 2. The emission level that are 20dB below the official limit are not reported

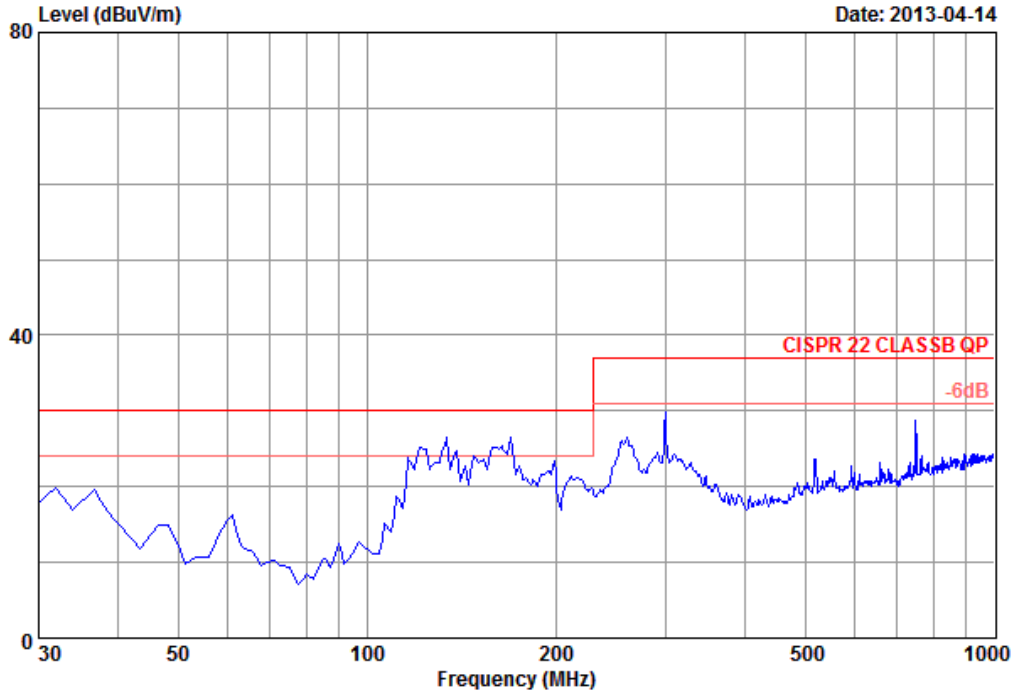


Audix Technology(Wujiang)Co.,Ltd.
 No.1289,Jiang Xing East Road,Eastern Part of WuJiang
 Economic Development Zone,JiangSu,China
 Tel:0512-63403993 Fax:0512-63403339

Data: 34

File: G:\TEST DATA\2013\Report4\G1304009.EM6 (48)

Date: 2013-04-14



Site No. : NO.1 10m Semi-Anechoic Chamber Data NO. : 34
 Dis./Ant. : 10m 6112D(22252)0416 V Ant.pol : VERTICAL
 Env./Ins. : 22.0°C 44%/ESCI Engineer : Kevin
 EUT : TI-nspire CX navigator access point
 M/N : TINAVAP3-2
 Power Rating: 120Vac/60Hz
 Test Mode : Configuration1
 Memo :

	Freq. (MHz)	Ant. Factor (dB)	Cable Loss (dB)	Reading (dBuV)	Emission Level (dBuV/m)	Limits (dBuV/m)	Margin (dB)	Remark
1	122.15	11.80	1.26	12.04	25.10	30.00	4.90	QP
2	133.79	11.40	1.28	13.80	26.48	30.00	3.52	QP
3	163.86	10.50	1.46	13.40	25.36	30.00	4.64	QP
4	169.68	9.80	1.49	15.18	26.47	30.00	3.53	QP
5	298.69	13.20	2.23	14.36	29.79	37.00	7.21	QP
6	749.74	19.80	3.38	5.56	28.74	37.00	8.26	QP

Remarks: 1.Emission Level= Antenna factor + Cable loss + Reading
 2.The emission level that are 20dB below the official limit are not reported

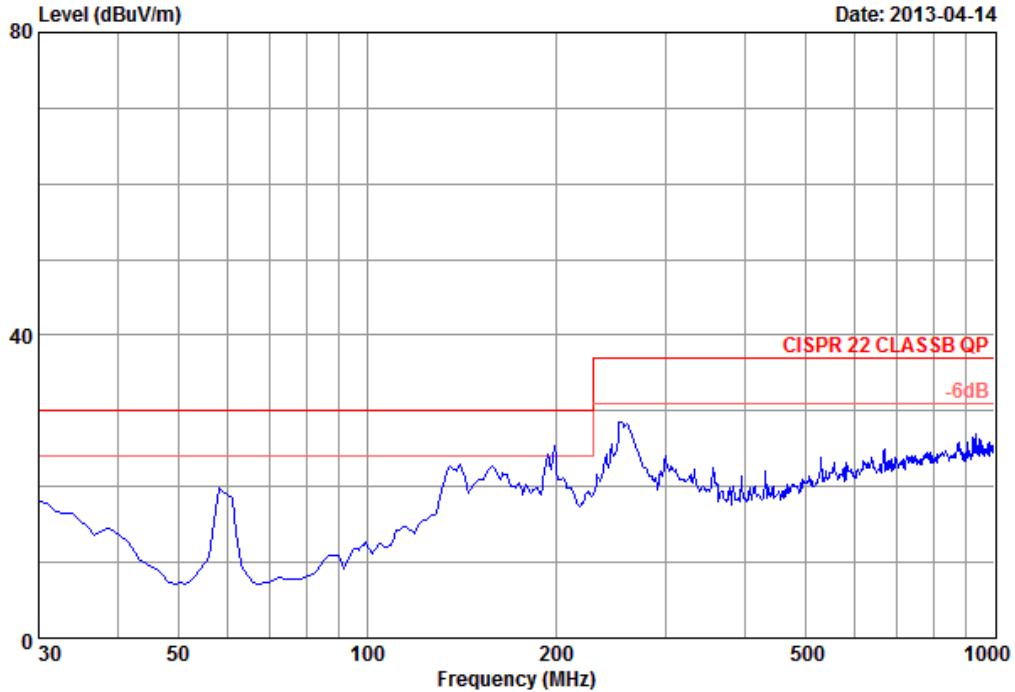


Audix Technology(Wujiang)Co.,Ltd.
 No.1289,Jiang Xing East Road,Eastern Part of WuJiang
 Economic Development Zone,JiangSu,China
 Tel:0512-63403993 Fax:0512-63403339

Data: 35

File: G:\TEST DATA\2013\Report4\G1304009.EM6 (48)

Date: 2013-04-14



Site No. : NO.1 10m Semi-Anechoic Chamber Data NO. : 35
 Dis./Ant. : 10m 6112D(22253)-1206-H Ant.pol : HORIZONTAL
 Env./Ins. : 22.0°C 44%/ESCI Engineer : Kevin
 EUT : TI-nspire CX navigator access point
 M/N : TINAVAP3-2
 Power Rating: 120Vac/60Hz
 Test Mode : Configuration2
 Memo :

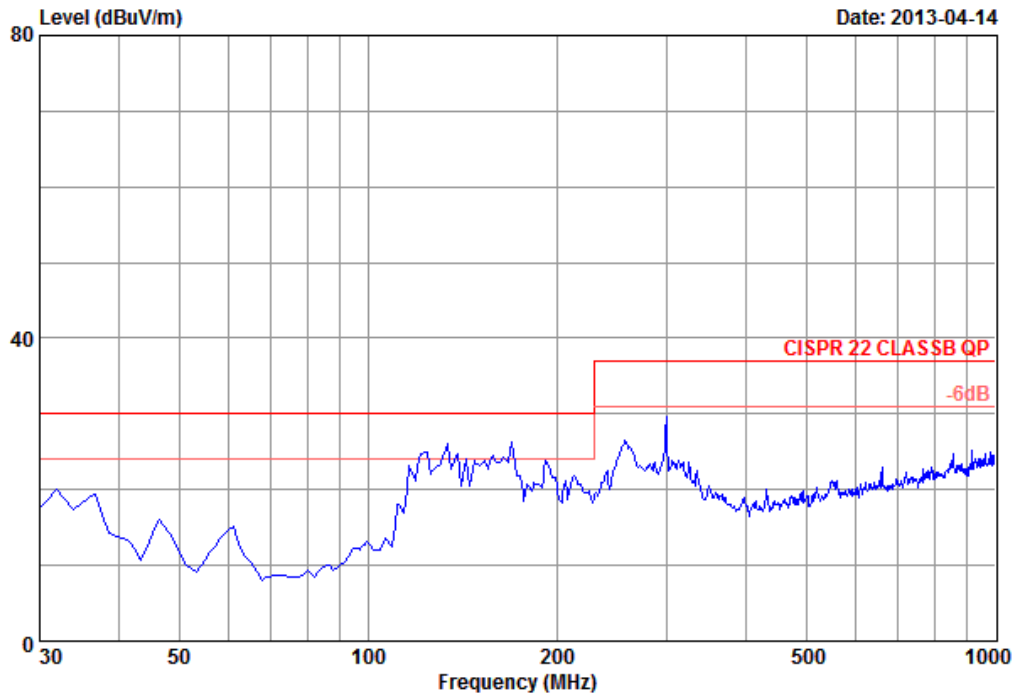
	Freq. (MHz)	Ant. Factor (dB)	Cable Loss (dB)	Reading (dBuV)	Emission Level (dBuV/m)	Limits (dBuV/m)	Margin (dB)	Remark
1	58.13	6.38	1.00	12.39	19.77	30.00	10.23	QP
2	140.58	12.30	1.67	9.06	23.03	30.00	6.97	QP
3	158.04	10.24	1.82	10.74	22.80	30.00	7.20	QP
4	193.93	9.40	2.02	12.87	24.29	30.00	5.71	QP
5	198.78	9.43	2.01	13.97	25.41	30.00	4.59	QP
6	255.04	13.20	2.34	13.06	28.60	37.00	8.40	QP

Remarks: 1.Emission Level= Antenna factor + Cable loss + Reading
 2.The emission level that are 20dB below the official limit are not reported



Audix Technology(Wujiang)Co.,Ltd.
 No.1289,Jiang Xing East Road,Eastern Part of WuJiang
 Economic Development Zone,JiangSu,China
 Tel:0512-63403993 Fax:0512-63403339

Data: 36 File: G:\TEST DATA\2013\Report4\G1304009.EM6 (48)



Site No. : NO.1 10m Semi-Anechoic Chamber Data NO. : 36
 Dis./Ant. : 10m 6112D(22252)0416 V Ant.pol : VERTICAL
 Env./Ins. : 22.0°C 44%/ESCI Engineer : Kevin
 EUT : TI-nspire CX navigator access point
 M/N : TINAVAP3-2
 Power Rating: 120Vac/60Hz
 Test Mode : Configuration2
 Memo :

	Freq. (MHz)	Ant. Factor (dB)	Cable Loss (dB)	Reading (dBuV)	Emission Level (dBuV/m)	Limits (dBuV/m)	Margin (dB)	Remark
1	124.09	11.80	1.26	11.89	24.95	30.00	5.05	QP
2	133.79	11.40	1.28	13.41	26.09	30.00	3.91	QP
3	158.04	9.80	1.43	13.38	24.61	30.00	5.39	QP
4	169.68	9.80	1.49	14.92	26.21	30.00	3.79	QP
5	191.99	9.20	1.56	13.19	23.95	30.00	6.05	QP
6	298.69	13.20	2.23	14.26	29.69	37.00	7.31	QP

Remarks: 1.Emission Level= Antenna factor + Cable loss + Reading
 2.The emission level that are 20dB below the official limit are not reported

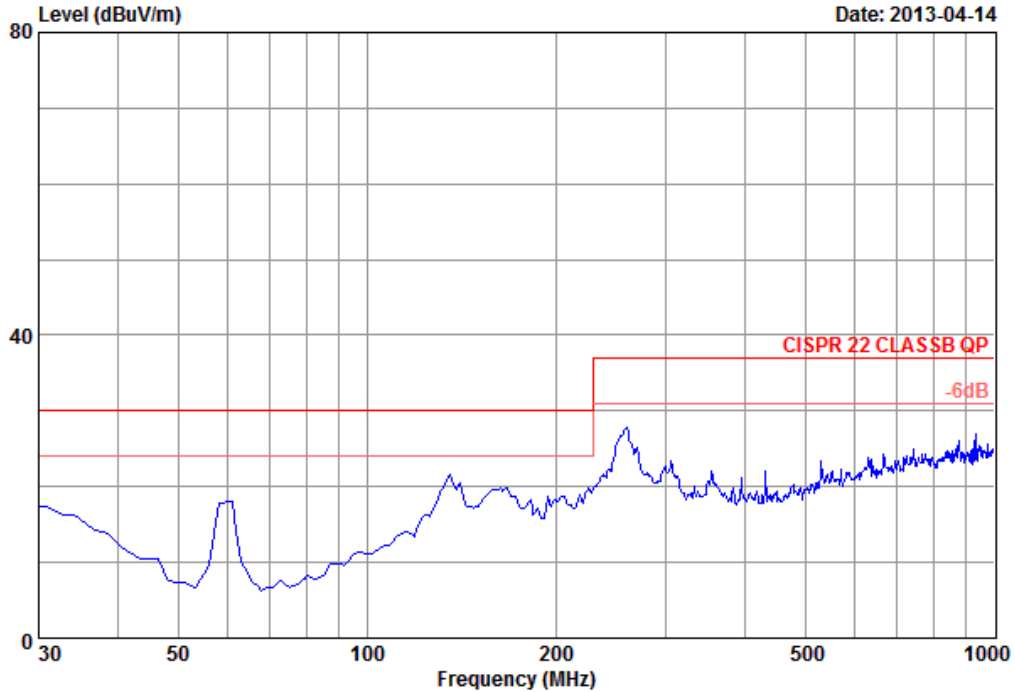


Audix Technology(Wujiang)Co.,Ltd.
 No.1289,Jiang Xing East Road,Eastern Part of WuJiang
 Economic Development Zone,JiangSu,China
 Tel:0512-63403993 Fax:0512-63403339

Data: 37

File: G:\TEST DATA\2013\Report4\G1304009.EM6 (48)

Date: 2013-04-14



Site No. : NO.1 10m Semi-Anechoic Chamber Data NO. : 37
 Dis./Ant. : 10m 6112D(22253)-1206-H Ant.pol : HORIZONTAL
 Env./Ins. : 22.0°C 44%/ESCI Engineer : Kevin
 EUT : TI-nspire CX navigator access point
 M/N : TINAVAP3-2
 Power Rating: 120Vac/60Hz
 Test Mode : Configuration3
 Memo :

	Freq. (MHz)	Ant. Factor (dB)	Cable Loss (dB)	Reading (dBuV)	Emission Level (dBuV/m)	Limits (dBuV/m)	Margin (dB)	Remark
1	61.04	6.12	1.08	10.77	17.97	30.00	12.03	QP
2	135.73	11.88	1.65	8.04	21.57	30.00	8.43	QP
3	167.74	9.84	1.86	8.23	19.93	30.00	10.07	QP
4	259.89	13.50	2.37	12.07	27.94	37.00	9.06	QP
5	664.38	19.55	3.90	0.76	24.21	37.00	12.79	QP
6	877.78	20.87	4.59	0.55	26.01	37.00	10.99	QP

Remarks: 1.Emission Level= Antenna factor + Cable loss + Reading
 2.The emission level that are 20dB below the official limit are not reported

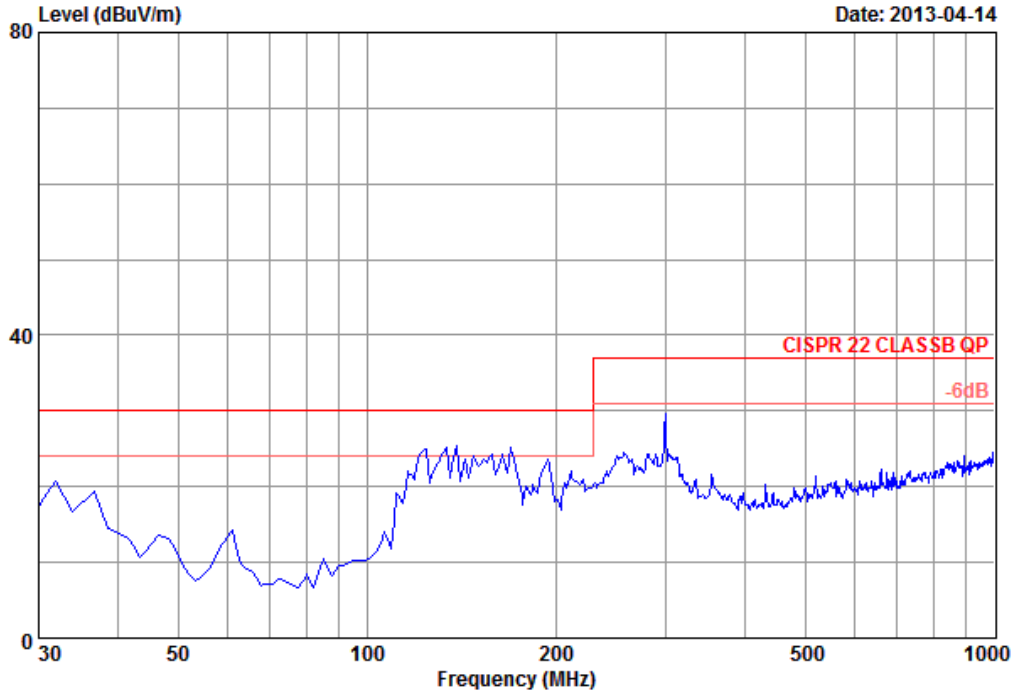


Audix Technology(Wujiang)Co.,Ltd.
 No.1289,Jiang Xing East Road,Eastern Part of WuJiang
 Economic Development Zone,JiangSu,China
 Tel:0512-63403993 Fax:0512-63403339

Data: 38

File: G:\TEST DATA\2013\Report4\G1304009.EM6 (48)

Date: 2013-04-14



Site No. : NO.1 10m Semi-Anechoic Chamber Data NO. : 38
 Dis./Ant. : 10m 6112D(22252)0416 V Ant.pol : VERTICAL
 Env./Ins. : 22.0°C 44%/ESCI Engineer : Kevin
 EUT : TI-nspire CX navigator access point
 M/N : TINAVAP3-2
 Power Rating: 120Vac/60Hz
 Test Mode : Configuration3
 Memo :

	Freq. (MHz)	Ant. Factor (dB)	Cable Loss (dB)	Reading (dBuV)	Emission Level (dBuV/m)	Limits (dBuV/m)	Margin (dB)	Remark
1	124.09	11.80	1.26	11.85	24.91	30.00	5.09	QP
2	133.79	11.40	1.28	12.54	25.22	30.00	4.78	QP
3	158.04	9.80	1.43	13.01	24.24	30.00	5.76	QP
4	169.68	9.80	1.49	13.84	25.13	30.00	4.87	QP
5	193.93	9.30	1.60	12.81	23.71	30.00	6.29	QP
6	298.69	13.20	2.23	14.23	29.66	37.00	7.34	QP

Remarks: 1.Emission Level= Antenna factor + Cable loss + Reading
 2.The emission level that are 20dB below the official limit are not reported

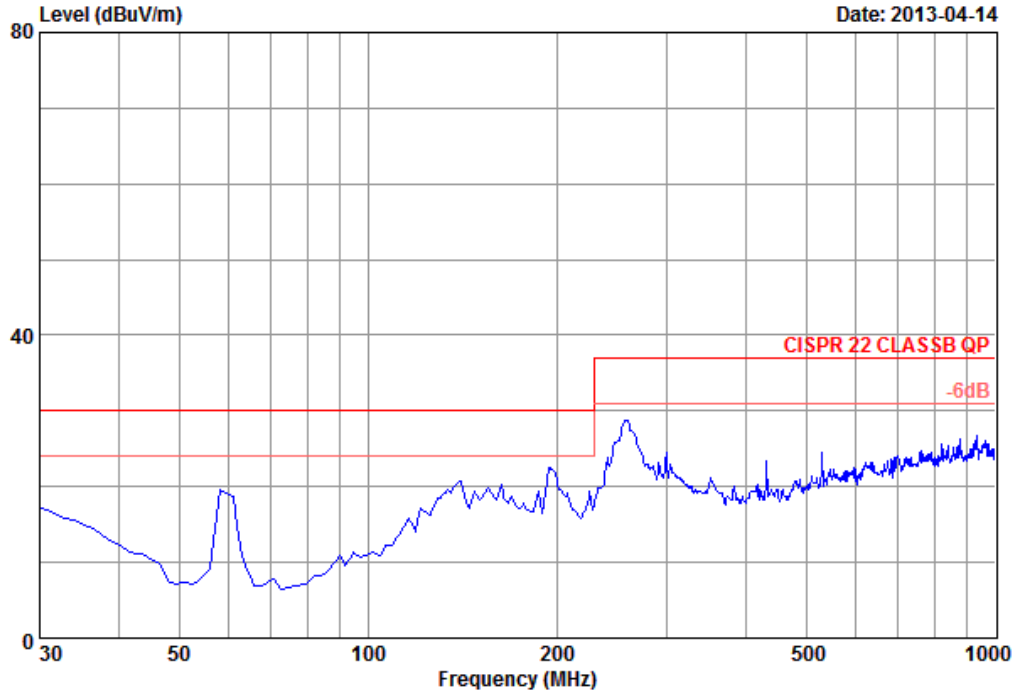


Audix Technology(Wujiang)Co.,Ltd.
 No.1289,Jiang Xing East Road,Eastern Part of WuJiang
 Economic Development Zone,JiangSu,China
 Tel:0512-63403993 Fax:0512-63403339

Data: 39

File: G:\TEST DATA\2013\Report4\G1304009.EM6 (48)

Date: 2013-04-14



Site No. : NO.1 10m Semi-Anechoic Chamber Data NO. : 39
 Dis./Ant. : 10m 6112D(22253)-1206-H Ant.pol : HORIZONTAL
 Env./Ins. : 22.0°C 44%/ESCI Engineer : Kevin
 EUT : TI-nspire CX navigator access point
 M/N : TINAVAP3-2
 Power Rating: 120Vac/60Hz
 Test Mode : Configuration4
 Memo :

	Freq. (MHz)	Ant. Factor (dB)	Cable Loss (dB)	Reading (dBuV)	Emission Level (dBuV/m)	Limits (dBuV/m)	Margin (dB)	Remark
1	58.13	6.38	1.00	12.29	19.67	30.00	10.33	QP
2	140.58	12.30	1.67	6.74	20.71	30.00	9.29	QP
3	162.89	10.03	1.86	8.33	20.22	30.00	9.78	QP
4	193.93	9.40	2.02	11.05	22.47	30.00	7.53	QP
5	259.89	13.50	2.37	12.87	28.74	37.00	8.26	QP
6	877.78	20.87	4.59	0.73	26.19	37.00	10.81	QP

Remarks: 1.Emission Level= Antenna factor + Cable loss + Reading
 2.The emission level that are 20dB below the official limit are not reported

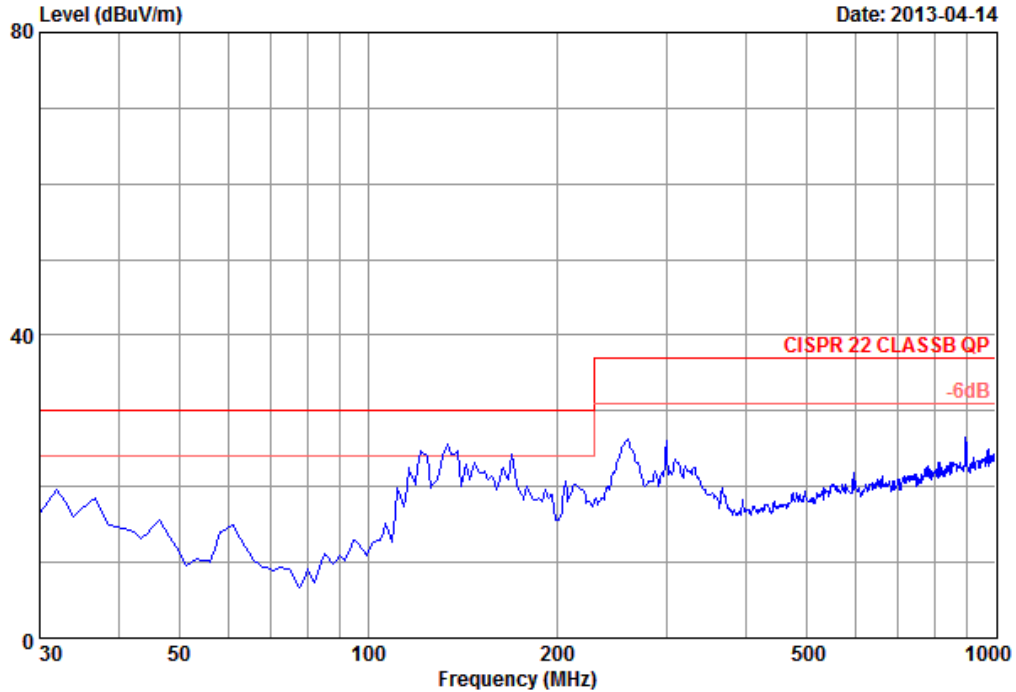


Audix Technology(Wujiang)Co.,Ltd.
 No.1289,Jiang Xing East Road,Eastern Part of WuJiang
 Economic Development Zone,JiangSu,China
 Tel:0512-63403993 Fax:0512-63403339

Data: 40

File: G:\TEST DATA\2013\Report4\G1304009.EM6 (48)

Date: 2013-04-14



Site No. : NO.1 10m Semi-Anechoic Chamber Data NO. : 40
 Dis./Ant. : 10m 6112D(22252)0416 V Ant.pol : VERTICAL
 Env./Ins. : 22.0°C 44%/ESCI Engineer : Kevin
 EUT : TI-nspire CX navigator access point
 M/N : TINAVAP3-2
 Power Rating: 120Vac/60Hz
 Test Mode : Configuration4
 Memo :

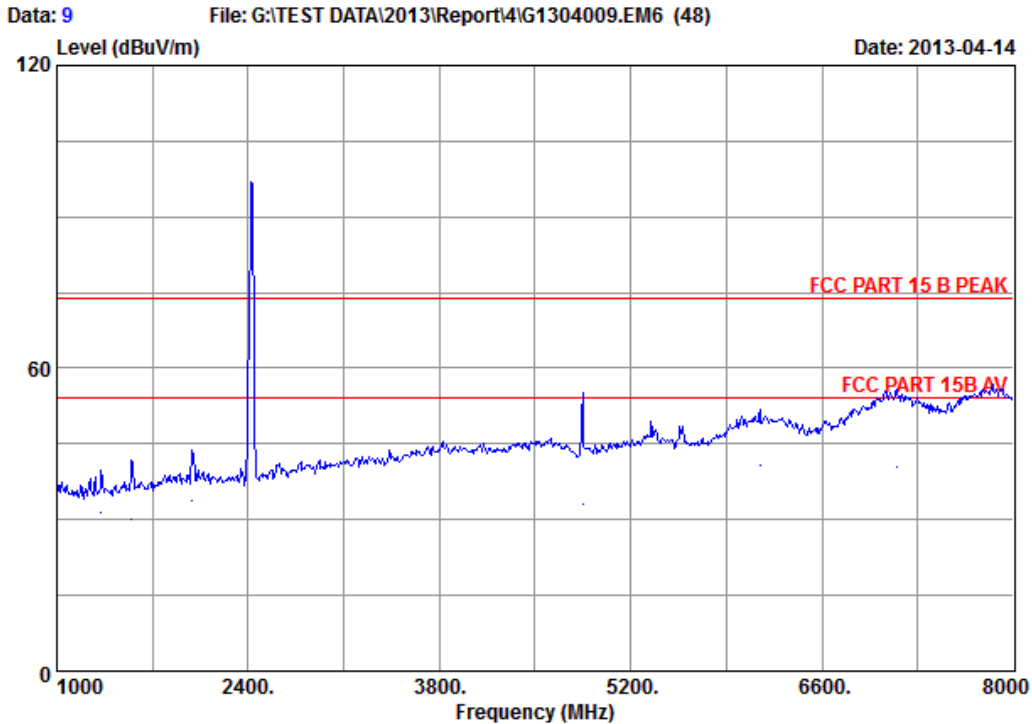
	Freq. (MHz)	Ant. Factor (dB)	Cable Loss (dB)	Reading (dBuV)	Emission Level (dBuV/m)	Limits (dBuV/m)	Margin (dB)	Remark
1	121.18	11.80	1.22	11.74	24.76	30.00	5.24	QP
2	133.79	11.40	1.28	12.99	25.67	30.00	4.33	QP
3	138.64	11.10	1.35	12.31	24.76	30.00	5.24	QP
4	169.68	9.80	1.49	13.00	24.29	30.00	5.71	QP
5	259.89	13.90	1.90	10.52	26.32	37.00	10.68	QP
6	298.69	13.20	2.23	10.70	26.13	37.00	10.87	QP

Remarks: 1.Emission Level= Antenna factor + Cable loss + Reading
 2.The emission level that are 20dB below the official limit are not reported

4.5.6. Radiated Emission Measurement Results (For above 1GHz)



Audix Technology(Wujiang)Co.,Ltd.
 No.1289,Jiang Xing East Road,Eastern Part of WuJiang
 Economic Development Zone,JiangSu,China
 Tel:0512-63403993 Fax:0512-63403339



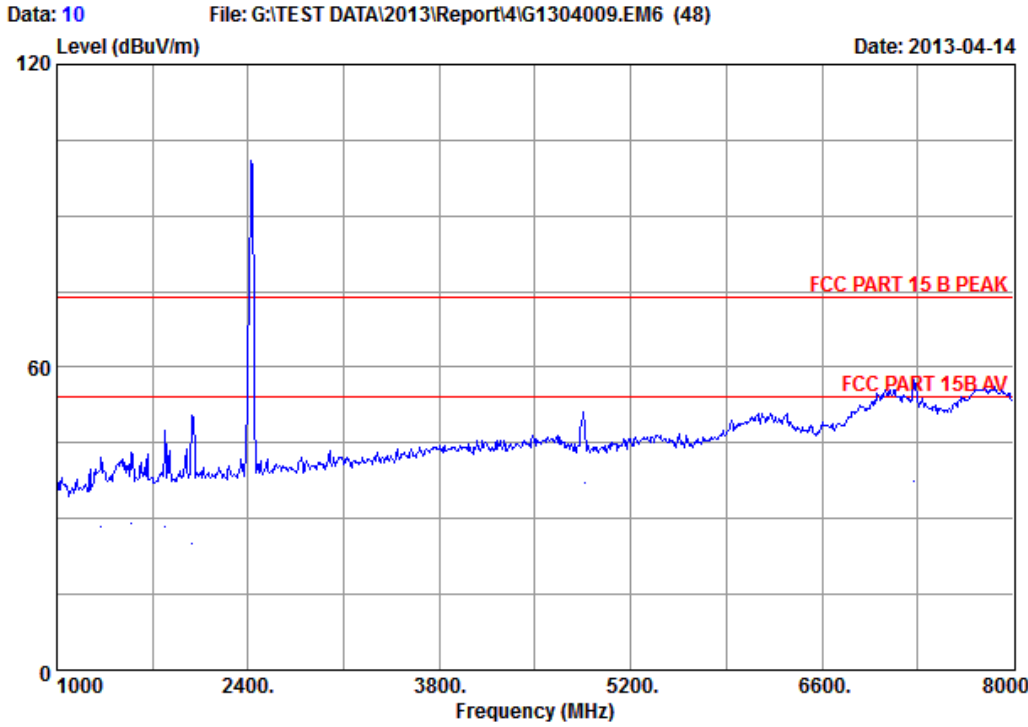
Site No. : NO.1 10m Semi-Anechoic Chamber Data NO. : 9
 Dis./Ant. : 3m 3115(62593)-1205 Ant.pol : HORIZONTAL
 Limit : FCC PART 15 B PEAK
 Env./Ins. : 22.0*C 44%/E4447A Engineer : Kevin
 EUT. : TI-inspire CX navigator access point
 M/N : TINAVAP3-2
 Power Rating : 120Vac/60Hz
 Test Mode : Configuration1
 Memo :

	Freq. (MHz)	Ant. Factor (dB)	Cable Loss (dB)	Reading (dBuV)	Preamp Factor (dB)	Emission Level (dBuV/m)	Limits (dBuV/m)	Margin (dB)	Remark
1	1322.00	26.13	7.61	41.73	35.63	39.84	74.00	34.16	Peak
2	1323.06	26.13	7.61	33.21	35.63	31.32	54.00	22.68	Average
3	1546.00	26.53	7.88	42.78	35.41	41.78	74.00	32.22	Peak
4	1548.32	26.53	7.88	31.03	35.38	30.06	54.00	23.94	Average
5	1987.00	28.52	9.04	41.17	34.92	43.81	74.00	30.19	Peak
6	1988.36	28.52	9.04	31.02	34.92	33.66	54.00	20.34	Average
7	2421.00	28.51	10.03	93.28	34.80	97.02	74.00	-23.02	Peak
8	4850.00	34.35	13.80	41.40	34.32	55.23	74.00	18.77	Peak
9	4851.36	34.38	13.80	19.33	34.32	33.19	54.00	20.81	Average
10	6145.00	37.06	16.86	32.59	34.54	51.97	74.00	22.03	Peak
11	6146.32	37.06	16.86	21.35	34.54	40.73	54.00	13.27	Average
12	7146.00	37.97	17.98	33.46	33.71	55.70	74.00	18.30	Peak
13	7147.32	37.97	17.98	18.34	33.71	40.58	54.00	13.42	Average

Remarks: 1.Emission Level= Antenna factor + Cable loss + Reading - Preamp
 2.The emission level that are 20dB below the official limit are not reported



Audix Technology(Wujiang)Co.,Ltd.
 No.1289,Jiang Xing East Road,Eastern Part of WuJiang
 Economic Development Zone,JiangSu,China
 Tel:0512-63403993 Fax:0512-63403339



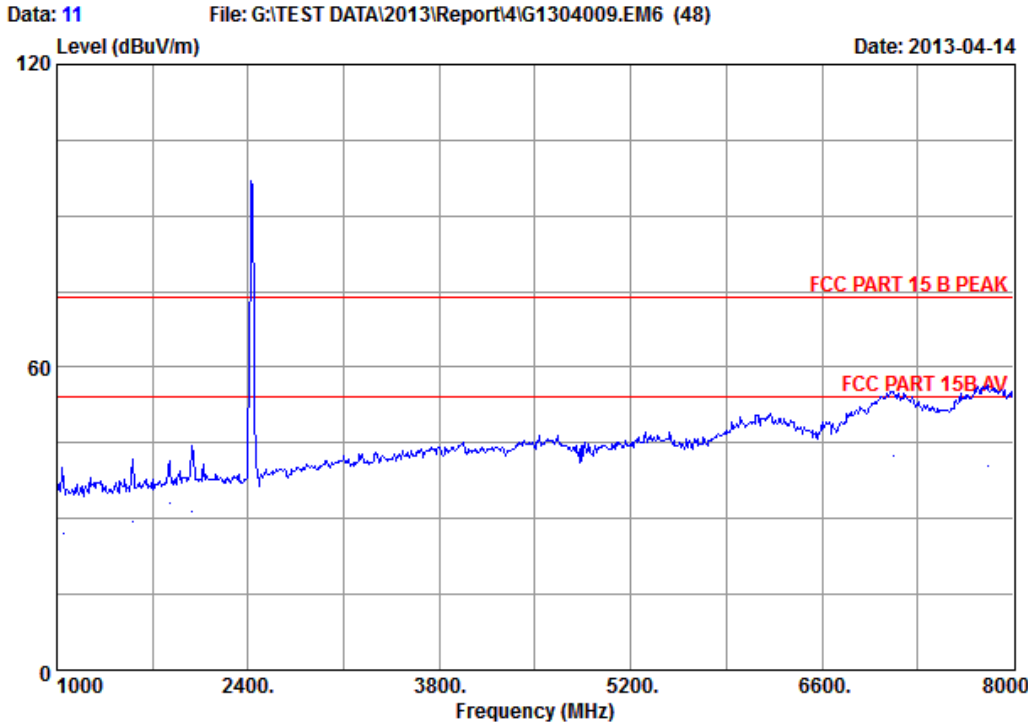
Site No. : NO.1 10m Semi-Anechoic Chamber Data NO. : 10
 Dis./Ant. : 3m 3115(62593)-1205 Ant.pol : VERTICAL
 Limit : FCC PART 15 B PEAK
 Env./Ins. : 22.0*C 44%/E4447A Engineer : Kevin
 EUT. : TI-nspire CX navigator access point
 M/N : TINAVAP3-2
 Power Rating : 120Vac/60Hz
 Test Mode : Configuration1
 Memo :

	Freq. (MHz)	Ant. Factor (dB)	Cable Loss (dB)	Reading (dBuV)	Preamp Factor (dB)	Emission Level (dBuV/m)	Limits (dBuV/m)	Margin (dB)	Remark
1	1322.00	26.13	7.61	44.11	35.63	42.22	74.00	31.78	Peak
2	1323.32	26.13	7.61	30.32	35.63	28.43	54.00	25.57	Average
3	1546.00	26.53	7.88	44.18	35.41	43.18	74.00	30.82	Peak
4	1547.27	26.53	7.88	30.12	35.41	29.12	54.00	24.88	Average
5	1791.00	27.68	8.63	46.25	35.14	47.42	74.00	26.58	Peak
6	1792.36	27.68	8.63	27.32	35.14	28.49	54.00	25.51	Average
7	1987.00	28.52	9.04	47.74	34.92	50.38	74.00	23.62	Peak
8	1988.33	28.52	9.04	22.33	34.92	24.97	54.00	29.03	Average
9	2421.00	28.51	10.03	97.29	34.80	101.03	74.00	-27.03	Peak
10	4857.00	34.38	13.80	37.28	34.32	51.14	74.00	22.86	Peak
11	4858.33	34.38	13.80	23.25	34.32	37.11	54.00	16.89	Average
12	7272.00	38.26	17.47	35.38	33.63	57.48	74.00	16.52	Peak
13	7273.03	38.26	17.47	15.32	33.63	37.42	54.00	16.58	Average

Remarks: 1.Emission Level= Antenna factor + Cable loss + Reading - Preamp
 2.The emission level that are 20dB below the official limit are not reported



Audix Technology(Wujiang)Co.,Ltd.
 No.1289,Jiang Xing East Road,Eastern Part of WuJiang
 Economic Development Zone,JiangSu,China
 Tel:0512-63403993 Fax:0512-63403339



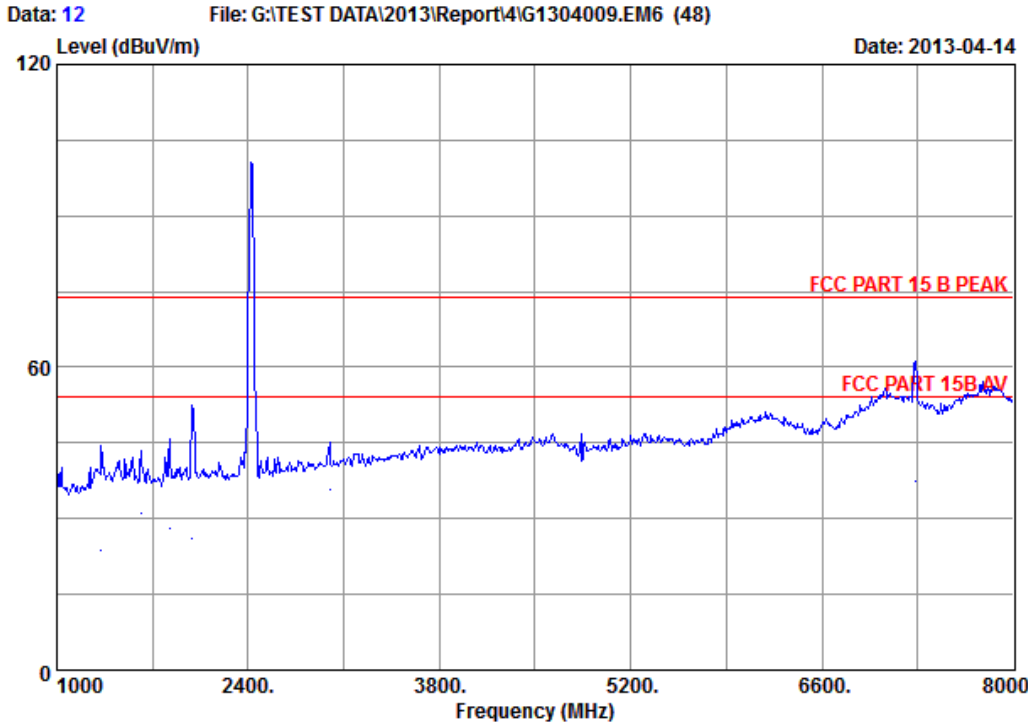
Site No. : NO.1 10m Semi-Anechoic Chamber Data NO. : 11
 Dis./Ant. : 3m 3115(62593)-1205 Ant.pol : HORIZONTAL
 Limit : FCC PART 15 B PEAK
 Env./Ins. : 22.0*C 44%/E4447A Engineer : Kevin
 EUT. : TI-nspire CX navigator access point
 M/N : TINAVAP3-2
 Power Rating : 120Vac/60Hz
 Test Mode : Configuration2
 Memo :

	Freq. (MHz)	Ant. Factor (dB)	Cable Loss (dB)	Reading (dBuV)	Preamp Factor (dB)	Emission Level (dBuV/m)	Limits (dBuV/m)	Margin (dB)	Remark
1	1042.00	25.83	6.77	43.47	35.93	40.14	74.00	33.86	Peak
2	1043.57	25.85	6.77	30.27	35.93	26.96	54.00	27.04	Average
3	1560.00	26.61	7.88	42.81	35.38	41.92	74.00	32.08	Peak
4	1561.33	26.61	7.88	30.25	35.38	29.36	54.00	24.64	Average
5	1826.00	27.83	8.64	40.16	35.11	41.52	74.00	32.48	Peak
6	1827.33	27.83	8.64	31.59	35.11	32.95	54.00	21.05	Average
7	1987.00	28.52	9.04	41.72	34.92	44.36	74.00	29.64	Peak
8	1988.26	28.52	9.04	28.64	34.92	31.28	54.00	22.72	Average
9	2421.00	28.51	10.03	93.14	34.80	96.88	74.00	-22.88	Peak
10	7125.00	37.89	18.50	32.57	33.72	55.24	74.00	18.76	Peak
11	7126.53	37.89	18.50	19.74	33.72	42.41	54.00	11.59	Average
12	7811.00	38.48	18.82	32.53	33.30	56.53	74.00	17.47	Peak
13	7812.02	38.48	18.82	16.32	33.30	40.32	54.00	13.68	Average

Remarks: 1.Emission Level= Antenna factor + Cable loss + Reading - Preamp
 2.The emission level that are 20dB below the official limit are not reported



Audix Technology(Wujiang)Co.,Ltd.
 No.1289,Jiang Xing East Road,Eastern Part of WuJiang
 Economic Development Zone,JiangSu,China
 Tel:0512-63403993 Fax:0512-63403339



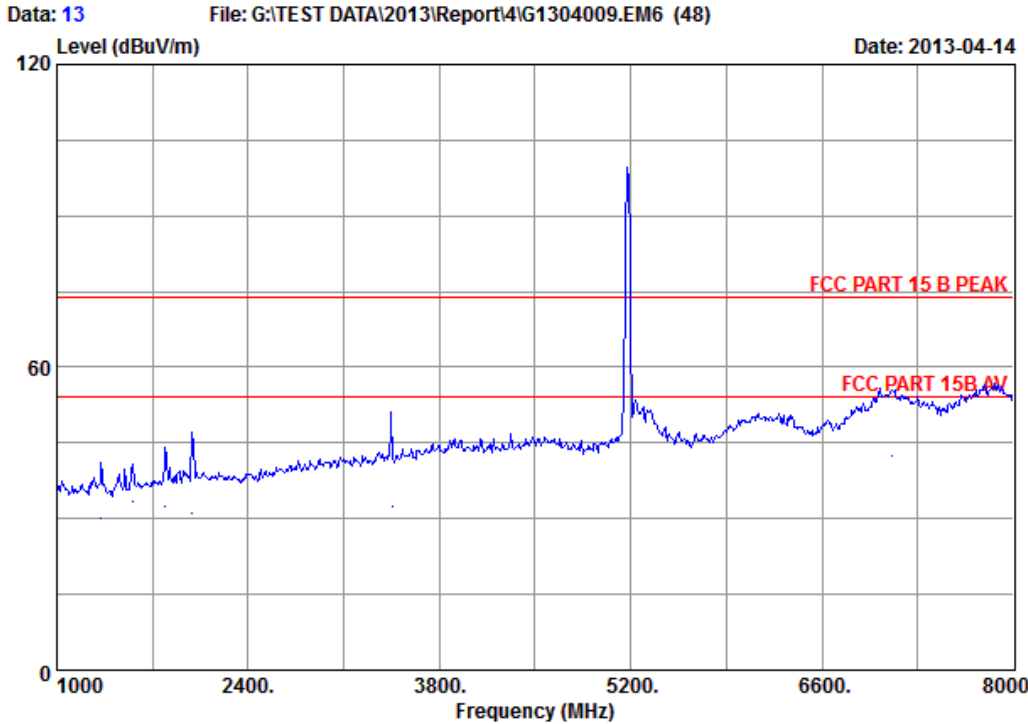
Site No. : NO.1 10m Semi-Anechoic Chamber Data NO. : 12
 Dis./Ant. : 3m 3115(62593)-1205 Ant.pol : VERTICAL
 Limit : FCC PART 15 B PEAK
 Env./Ins. : 22.0*C 44%/E4447A Engineer : Kevin
 EUT. : TI-nspire CX navigator access point
 M/N : TINAVAP3-2
 Power Rating : 120Vac/60Hz
 Test Mode : Configuration2
 Memo :

	Freq. (MHz)	Ant. Factor (dB)	Cable Loss (dB)	Reading (dBuV)	Preamp Factor (dB)	Emission Level (dBuV/m)	Limits (dBuV/m)	Margin (dB)	Remark
1	1322.00	26.13	7.61	46.39	35.63	44.50	74.00	29.50	Peak
2	1324.30	26.13	7.61	25.60	35.63	23.71	54.00	30.29	Average
3	1616.00	26.84	8.28	43.51	35.33	43.30	74.00	30.70	Peak
4	1617.36	26.84	8.28	31.36	35.33	31.15	54.00	22.85	Average
5	1826.00	27.83	8.64	44.37	35.11	45.73	74.00	28.27	Peak
6	1827.36	27.83	8.64	26.61	35.11	27.97	54.00	26.03	Average
7	1987.00	28.52	9.04	50.00	34.92	52.64	74.00	21.36	Peak
8	1988.36	28.52	9.04	23.36	34.92	26.00	54.00	28.00	Average
9	2421.00	28.51	10.03	96.77	34.80	100.51	74.00	-26.51	Peak
10	2995.00	30.53	11.25	38.08	34.65	45.21	74.00	28.79	Peak
11	2996.33	30.53	11.25	28.66	34.65	35.79	54.00	18.21	Average
12	7286.00	38.30	17.47	38.92	33.61	61.08	74.00	12.92	Peak
13	7287.33	38.30	17.47	15.36	33.61	37.52	54.00	16.48	Average

Remarks: 1.Emission Level= Antenna factor + Cable loss + Reading - Preamp
 2.The emission level that are 20dB below the official limit are not reported



Audix Technology(Wujiang)Co.,Ltd.
 No.1289,Jiang Xing East Road,Eastern Part of WuJiang
 Economic Development Zone,JiangSu,China
 Tel:0512-63403993 Fax:0512-63403339



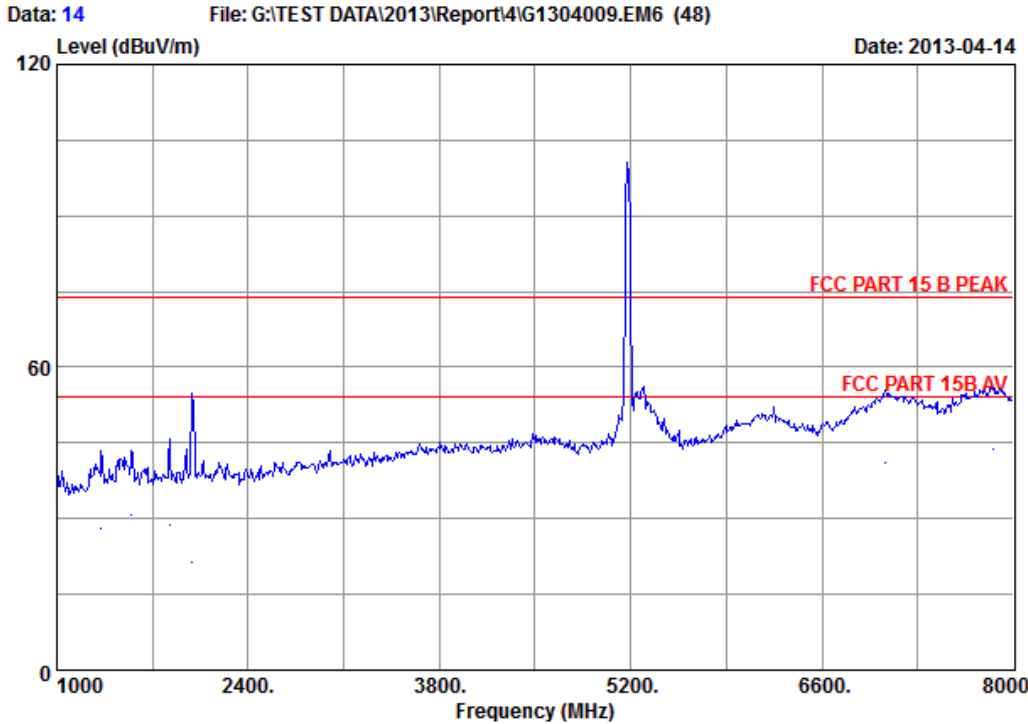
Site No. : NO.1 10m Semi-Anechoic Chamber Data NO. : 13
 Dis./Ant. : 3m 3115(62593)-1205 Ant.pol : HORIZONTAL
 Limit : FCC PART 15 B PEAK
 Env./Ins. : 22.0*C 44%/E4447A Engineer : Kevin
 EUT. : TI-nspire CX navigator access point
 M/N : TINAVAP3-2
 Power Rating : 120Vac/60Hz
 Test Mode : Configuration3
 Memo :

	Freq. (MHz)	Ant. Factor (dB)	Cable Loss (dB)	Reading (dBuV)	Preamp Factor (dB)	Emission Level (dBuV/m)	Limits (dBuV/m)	Margin (dB)	Remark
1	1322.00	26.13	7.61	43.15	35.63	41.26	74.00	32.74	Peak
2	1323.69	26.13	7.61	32.00	35.63	30.11	54.00	23.89	Average
3	1560.00	26.61	7.88	41.60	35.38	40.71	74.00	33.29	Peak
4	1561.33	26.61	7.88	34.25	35.38	33.36	54.00	20.64	Average
5	1791.00	27.68	8.63	42.91	35.14	44.08	74.00	29.92	Peak
6	1792.68	27.68	8.63	31.26	35.14	32.43	54.00	21.57	Average
7	1987.00	28.52	9.04	44.64	34.92	47.28	74.00	26.72	Peak
8	1988.36	28.52	9.04	28.36	34.92	31.00	54.00	23.00	Average
9	3450.00	31.23	12.22	42.31	34.54	51.22	74.00	22.78	Peak
10	3451.36	31.23	12.22	23.59	34.54	32.50	54.00	21.50	Average
11	5172.00	34.70	14.67	84.47	34.38	99.46	74.00	-25.46	Peak
12	7111.00	37.85	18.50	32.80	33.72	55.43	74.00	18.57	Peak
13	7112.37	37.89	18.50	19.65	33.72	42.32	54.00	11.68	Average

Remarks: 1.Emission Level= Antenna factor + Cable loss + Reading - Preamp
 2.The emission level that are 20dB below the official limit are not reported



Audix Technology(Wujiang)Co.,Ltd.
 No.1289,Jiang Xing East Road,Eastern Part of WuJiang
 Economic Development Zone,JiangSu,China
 Tel:0512-63403993 Fax:0512-63403339



Site No. : NO.1 10m Semi-Anechoic Chamber Data NO. : 14
 Dis./Ant. : 3m 3115(62593)-1205 Ant.pol : VERTICAL
 Limit : FCC PART 15 B PEAK
 Env./Ins. : 22.0*C 44%/E4447A Engineer : Kevin
 EUT. : TI-nspire CX navigator access point
 M/N : TINAVAP3-2
 Power Rating : 120Vac/60Hz
 Test Mode : Configuration3
 Memo :

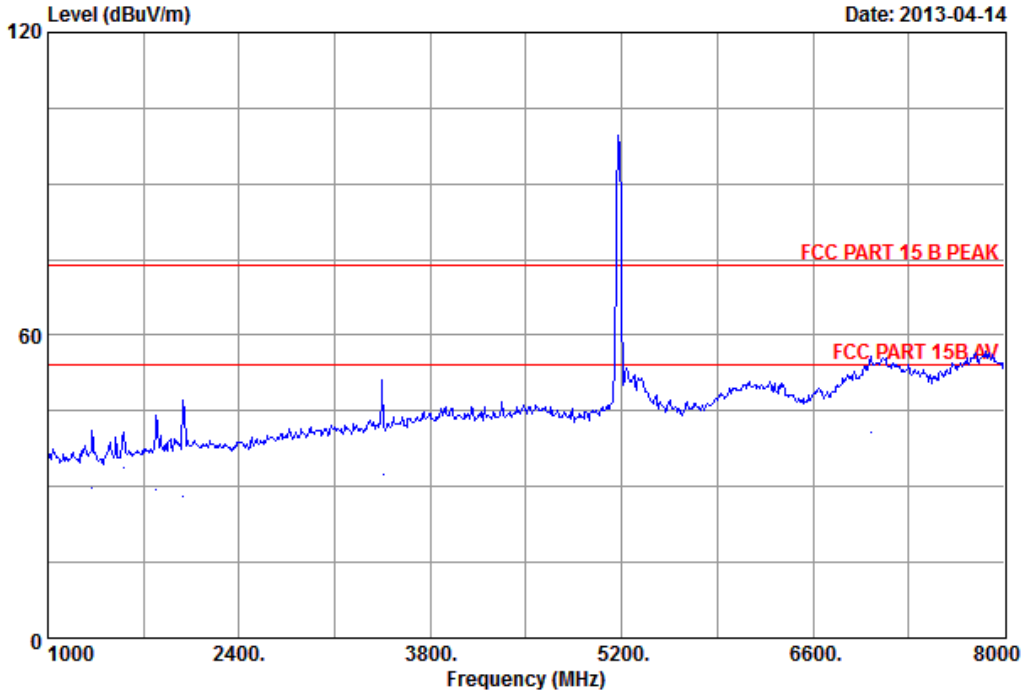
	Freq. (MHz)	Ant. Factor (dB)	Cable Loss (dB)	Reading (dBuV)	Preamp Factor (dB)	Emission Level (dBuV/m)	Limits (dBuV/m)	Margin (dB)	Remark
1	1322.00	26.13	7.61	45.46	35.63	43.57	74.00	30.43	Peak
2	1323.69	26.13	7.61	29.81	35.63	27.92	54.00	26.08	Average
3	1546.00	26.53	7.88	44.59	35.41	43.59	74.00	30.41	Peak
4	1547.36	26.53	7.88	31.65	35.41	30.65	54.00	23.35	Average
5	1826.00	27.83	8.64	44.56	35.11	45.92	74.00	28.08	Peak
6	1827.36	27.83	8.64	27.27	35.11	28.63	54.00	25.37	Average
7	1987.00	28.52	9.04	52.15	34.92	54.79	74.00	19.21	Peak
8	1988.20	28.52	9.04	18.66	34.92	21.30	54.00	32.70	Average
9	5172.00	34.70	14.67	85.71	34.38	100.70	74.00	-26.70	Peak
10	7062.00	37.77	17.94	33.43	33.75	55.39	74.00	18.61	Peak
11	7063.22	37.77	17.94	19.31	33.75	41.27	54.00	12.73	Average
12	7846.00	38.45	19.87	30.77	33.28	55.81	74.00	18.19	Peak
13	7847.33	38.45	19.87	18.65	33.26	43.71	54.00	10.29	Average

Remarks: 1.Emission Level= Antenna factor + Cable loss + Reading - Preamp
 2.The emission level that are 20dB below the official limit are not reported



Audix Technology(Wujiang)Co.,Ltd.
 No.1289,Jiang Xing East Road,Eastern Part of WuJiang
 Economic Development Zone,JiangSu,China
 Tel:0512-63403993 Fax:0512-63403339

Data: 15 File: G:\TEST DATA\2013\Report4\G1304009.EM6 (48) Date: 2013-04-14



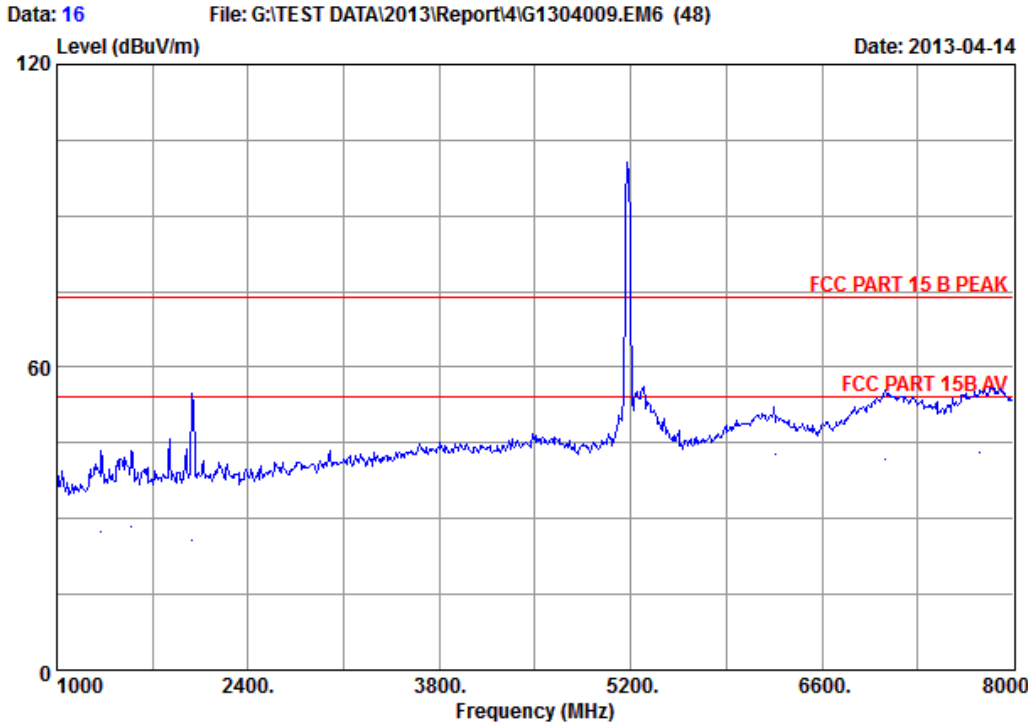
Site No. : NO.1 10m Semi-Anechoic Chamber Data NO. : 15
 Dis./Ant. : 3m 3115(62593)-1205 Ant.pol : HORIZONTAL
 Limit : FCC PART 15 B PEAK
 Env./Ins. : 22.0*C 44%/E4447A Engineer : Kevin
 EUT. : TI-nspire CX navigator access point
 M/N : TINAVAP3-2
 Power Rating : 120Vac/60Hz
 Test Mode : Configuration4
 Memo :

	Freq. (MHz)	Ant. Factor (dB)	Cable Loss (dB)	Reading (dBuV)	Preamp Factor (dB)	Emission Level (dBuV/m)	Limits (dBuV/m)	Margin (dB)	Remark
1	1322.00	26.13	7.61	43.15	35.63	41.26	74.00	32.74	Peak
2	1323.24	26.13	7.61	31.69	35.63	29.80	54.00	24.20	Average
3	1560.00	26.61	7.88	41.60	35.38	40.71	74.00	33.29	Peak
4	1561.29	26.61	7.88	34.65	35.38	33.76	54.00	20.24	Average
5	1791.00	27.68	8.63	42.91	35.14	44.08	74.00	29.92	Peak
6	1792.32	27.68	8.63	28.26	35.14	29.43	54.00	24.57	Average
7	1987.00	28.52	9.04	44.64	34.92	47.28	74.00	26.72	Peak
8	1988.36	28.52	9.04	25.32	34.92	27.96	54.00	26.04	Average
9	3450.00	31.23	12.22	42.31	34.54	51.22	74.00	22.78	Peak
10	3453.26	31.23	12.22	23.66	34.54	32.57	54.00	21.43	Average
11	5172.00	34.70	14.67	84.47	34.38	99.46	74.00	-25.46	Peak
12	7020.00	37.64	17.63	34.26	33.78	55.75	74.00	18.25	Peak
13	7021.32	37.64	17.63	19.33	33.78	40.82	54.00	13.18	Average

Remarks: 1.Emission Level= Antenna factor + Cable loss + Reading - Preamp
 2.The emission level that are 20dB below the official limit are not reported



Audix Technology(Wujiang)Co.,Ltd.
 No.1289,Jiang Xing East Road,Eastern Part of WuJiang
 Economic Development Zone,JiangSu,China
 Tel:0512-63403993 Fax:0512-63403339



Site No. : NO.1 10m Semi-Anechoic Chamber Data NO. : 16
 Dis./Ant. : 3m 3115(62593)-1205 Ant.pol : VERTICAL
 Limit : FCC PART 15 B PEAK
 Env./Ins. : 22.0*C 44%/E4447A Engineer : Kevin
 EUT. : TI-nspire CX navigator access point
 M/N : TINAVAP3-2
 Power Rating : 120Vac/60Hz
 Test Mode : Configuration4
 Memo :

	Freq. (MHz)	Ant. Factor (dB)	Cable Loss (dB)	Reading (dBuV)	Preamp Factor (dB)	Emission Level (dBuV/m)	Limits (dBuV/m)	Margin (dB)	Remark
1	1322.00	26.13	7.61	45.46	35.63	43.57	74.00	30.43	Peak
2	1324.26	26.13	7.61	29.32	35.63	27.43	54.00	26.57	Average
3	1546.00	26.53	7.88	44.59	35.41	43.59	74.00	30.41	Peak
4	1547.33	26.53	7.88	29.35	35.41	28.35	54.00	25.65	Average
5	1987.00	28.52	9.04	52.15	34.92	54.79	74.00	19.21	Peak
6	1988.33	28.52	9.04	23.21	34.92	25.85	54.00	28.15	Average
7	5172.00	34.70	14.67	85.71	34.38	100.70	74.00	-26.70	Peak
8	6250.00	37.10	16.84	32.52	34.45	52.01	74.00	21.99	Peak
9	6253.32	37.10	16.84	23.21	34.45	42.70	54.00	11.30	Average
10	7062.00	37.77	17.94	33.43	33.75	55.39	74.00	18.61	Peak
11	7063.36	37.77	17.94	19.66	33.75	41.62	54.00	12.38	Average
12	7755.00	38.55	18.69	31.53	33.33	55.44	74.00	18.56	Peak
13	7756.32	38.55	18.69	19.33	33.33	43.24	54.00	10.76	Average

Remarks: 1.Emission Level= Antenna factor + Cable loss + Reading - Preamp
 2.The emission level that are 20dB below the official limit are not reported

4.6. Restricted Bands Measurement Results (For Below 1GHz)

4.6.1. Type of Network : IEEE 802.11b



Audix Technology(Wujiang)Co.,Ltd.
 No.1289,Jiang Xing East Road,The Eastern Part of Wu Jiang
 Economic Development Zone,JiangSu,China
 Tel:(0512)63403993 Fax:(0512)63403993

Site NO. : 3m chamber
 Dis. / Ant. : 3m 6112D(22250)-12-08
 Limit : FCC PART 15 CLASS B
 Env. / Ins. : 20.6*C&42%/ESCI
 EUT : TI-nspire CX navigator access point
 M/N : TINAVAP3-2
 Power Rating : DC 5V
 Test Mode : TX 802.11b CH1 2412MHz
 Memo :
 Data NO. : 33
 Ant. pol. : HORIZONTAL
 Engineer : Justin

Freq. (MHz)	Ant. Factor (dB/m)	Cable Loss (dB)	Reading (dBuV)	Emission Level (dBuV/m)	Limits (dBuV/m)	Margin (dB)	Remark
1 48.43	9.70	0.64	45.84	28.61	40.00	11.39	QP
2 110.51	13.00	0.97	50.24	36.79	43.50	6.71	QP
3 141.55	12.30	1.00	47.85	33.88	43.50	9.62	QP
4 253.10	13.15	1.50	48.81	36.57	46.00	9.43	QP
5 335.55	14.72	1.70	46.41	35.87	46.00	10.13	QP
6 664.38	19.58	2.63	41.18	35.16	46.00	10.84	QP

Remarks: 1. Emission Level= Antenna Factor + Cable Loss + Reading.
 2. The emission levels that are 20dB below the official limit are not reported.



Audix Technology(Wujiang)Co.,Ltd.
 No.1289,Jiang Xing East Road,The Eastern Part of Wu Jiang
 Economic Development Zone,JiangSu,China
 Tel:(0512)63403993 Fax:(0512)63403993

Site NO. : 3m chamber
 Dis. / Ant. : 3m 6112D(22250)-12-08
 Limit : FCC PART 15 CLASS B
 Env. / Ins. : 20.6*C&42%/ESCI
 EUT : TI-nspire CX navigator access point
 M/N : TINAVAP3-2
 Power Rating : DC 5V
 Test Mode : TX 802.11b CH1 2412MHz
 Memo :
 Data NO. : 34
 Ant. pol. : VERTICAL
 Engineer : Justin

Freq. (MHz)	Ant. Factor (dB/m)	Cable Loss (dB)	Reading (dBuV)	Emission Level (dBuV/m)	Limits (dBuV/m)	Margin (dB)	Remark
1 48.43	9.56	0.64	53.32	35.95	40.00	4.05	QP
2 110.51	13.04	0.97	47.76	34.35	43.50	9.15	QP
3 198.78	10.13	1.32	47.12	31.51	43.50	11.99	QP
4 304.51	14.05	1.74	45.89	34.88	46.00	11.12	QP
5 665.35	19.60	2.68	44.15	38.18	46.00	7.82	QP
6 898.15	21.43	3.13	40.69	37.34	46.00	8.66	QP

Remarks: 1. Emission Level= Antenna Factor + Cable Loss + Reading.
 2. The emission levels that are 20dB below the official limit are not reported.



Audix Technology(Wujiang)Co.,Ltd.
 No.1289,Jiang Xing East Road,The Eastern Part of Wu Jiang
 Economic Development Zone,JiangSu,China
 Tel:(0512)63403993 Fax:(0512)63403993

Site NO. : 3m chamber
 Dis. / Ant. : 3m 6112D(22250)-12-08
 Limit : FCC PART 15 CLASS B
 Env. / Ins. : 20.6*CS&42%/ESCI
 EUT : TI-nspire CX navigator access point
 M/N : TINAVAP3-2
 Power Rating : DC 5V
 Test Mode : TX 802.11b CH6 2437MHz
 Memo :

Data NO. : 35
 Ant. pol. : HORIZONTAL
 Engineer : Justin

	Freq. (MHz)	Ant. Factor (dB/m)	Cable Loss (dB)	Reading (dBuV)	Emission Level (dBuV/m)	Limits (dBuV/m)	Margin (dB)	Remark
1	48.43	9.70	0.64	45.63	28.40	40.00	11.60	QP
2	110.51	13.00	0.97	49.32	35.87	43.50	7.63	QP
3	249.22	13.00	1.51	47.58	35.18	46.00	10.82	QP
4	342.34	15.00	1.80	47.35	37.20	46.00	8.80	QP
5	665.35	19.62	2.68	42.17	36.22	46.00	9.78	QP
6	967.02	22.26	3.15	35.55	33.26	54.00	20.74	QP

Remarks: 1. Emission Level= Antenna Factor + Cable Loss + Reading.
 2. The emission levels that are 20dB below the official limit are not reported.



Audix Technology(Wujiang)Co.,Ltd.
 No.1289,Jiang Xing East Road,The Eastern Part of Wu Jiang
 Economic Development Zone,JiangSu,China
 Tel:(0512)63403993 Fax:(0512)63403993

Site NO. : 3m chamber
 Dis. / Ant. : 3m 6112D(22250)-12-08
 Limit : FCC PART 15 CLASS B
 Env. / Ins. : 20.6*CS&42%/ESCI
 EUT : TI-nspire CX navigator access point
 M/N : TINAVAP3-2
 Power Rating : DC 5V
 Test Mode : TX 802.11b CH6 2437MHz
 Memo :

Data NO. : 36
 Ant. pol. : VERTICAL
 Engineer : Justin

	Freq. (MHz)	Ant. Factor (dB/m)	Cable Loss (dB)	Reading (dBuV)	Emission Level (dBuV/m)	Limits (dBuV/m)	Margin (dB)	Remark
1	48.43	9.56	0.64	54.04	36.67	40.00	3.33	QP
2	110.51	13.04	0.97	48.32	34.91	43.50	8.59	QP
3	179.38	9.60	1.19	46.19	29.78	43.50	13.72	QP
4	198.78	10.13	1.32	47.27	31.66	43.50	11.84	QP
5	316.15	14.39	1.73	45.42	34.62	46.00	11.38	QP
6	665.35	19.60	2.68	43.92	37.95	46.00	8.05	QP

Remarks: 1. Emission Level= Antenna Factor + Cable Loss + Reading.
 2. The emission levels that are 20dB below the official limit are not reported.



Audix Technology(Wujiang)Co.,Ltd.
 No.1289,Jiang Xing East Road,The Eastern Part of Wu Jiang
 Economic Development Zone,JiangSu,China
 Tel:(0512)63403993 Fax:(0512)63403993

Site NO. : 3m chamber
 Dis. / Ant. : 3m 6112D(22250)-12-08
 Limit : FCC PART 15 CLASS B
 Env. / Ins. : 20.6* $C\&42\%$ /ESCI
 EUT : TI-nspire CX navigator access point
 M/N : TINAVAP3-2
 Power Rating : DC 5V
 Test Mode : TX 802.11b CH11 2462MHz
 Memo :

Data NO. : 37
 Ant. pol. : HORIZONTAL
 Engineer : Justin

Freq. (MHz)	Ant. Factor (dB/m)	Cable Loss (dB)	Reading (dBuV)	Emission Level (dBuV/m)	Limits (dBuV/m)	Margin (dB)	Remark
1 48.43	9.70	0.64	45.36	28.13	40.00	11.87	QP
2 110.51	13.00	0.97	48.13	34.68	43.50	8.82	QP
3 249.22	13.00	1.51	48.89	36.49	46.00	9.51	QP
4 331.67	14.64	1.66	47.43	36.67	46.00	9.33	QP
5 665.35	19.62	2.68	41.93	35.98	46.00	10.02	QP
6 749.74	20.50	2.79	36.35	31.33	46.00	14.67	QP

Remarks: 1. Emission Level= Antenna Factor + Cable Loss + Reading.
 2. The emission levels that are 20dB below the official limit are not reported.



Audix Technology(Wujiang)Co.,Ltd.
 No.1289,Jiang Xing East Road,The Eastern Part of Wu Jiang
 Economic Development Zone,JiangSu,China
 Tel:(0512)63403993 Fax:(0512)63403993

Site NO. : 3m chamber
 Dis. / Ant. : 3m 6112D(22250)-12-08
 Limit : FCC PART 15 CLASS B
 Env. / Ins. : 20.6* $C\&42\%$ /ESCI
 EUT : TI-nspire CX navigator access point
 M/N : TINAVAP3-2
 Power Rating : DC 5V
 Test Mode : TX 802.11b CH11 2462MHz
 Memo :

Data NO. : 38
 Ant. pol. : VERTICAL
 Engineer : Justin

Freq. (MHz)	Ant. Factor (dB/m)	Cable Loss (dB)	Reading (dBuV)	Emission Level (dBuV/m)	Limits (dBuV/m)	Margin (dB)	Remark
1 48.43	9.56	0.64	53.66	36.29	40.00	3.71	QP
2 110.51	13.04	0.97	47.39	33.98	43.50	9.52	QP
3 198.78	10.13	1.32	48.72	33.11	43.50	10.39	QP
4 335.55	14.71	1.70	44.24	33.69	46.00	12.31	QP
5 665.35	19.60	2.68	43.37	37.40	46.00	8.60	QP
6 898.15	21.43	3.13	37.13	33.78	46.00	12.22	QP

Remarks: 1. Emission Level= Antenna Factor + Cable Loss + Reading.
 2. The emission levels that are 20dB below the official limit are not reported.

4.6.2. Type of Network : IEEE 802.11g



Audix Technology(Wujiang)Co.,Ltd.
 No.1289,Jiang Xing East Road,The Eastern Part of Wu Jiang
 Economic Development Zone,JiangSu,China
 Tel: (0512) 63403993 Fax: (0512) 63403993

Site NO. : 3m chamber
 Dis. / Ant. : 3m 6112D(22250)-12-08
 Limit : FCC PART 15 CLASS B
 Env. / Ins. : 20.6*CS&42%/ESCI
 EUT : TI-nspire CX navigator access point
 M/N : TINAVAP3-2
 Power Rating : DC 5V
 Test Mode : TX 802.11g CH1 2412MHz
 Memo :
 Data NO. : 39
 Ant. pol. : HORIZONTAL
 Engineer : Justin

	Freq. (MHz)	Ant. Factor (dB/m)	Cable Loss (dB)	Reading (dBuV)	Emission Level (dBuV/m)	Limits (dBuV/m)	Margin (dB)	Remark
1	48.43	9.70	0.64	46.13	28.90	40.00	11.10	QP
2	110.51	13.00	0.97	50.14	36.69	43.50	6.81	QP
3	241.46	12.30	1.42	49.26	36.15	46.00	9.85	QP
4	331.67	14.64	1.66	46.83	36.07	46.00	9.93	QP
5	664.38	19.58	2.63	38.60	32.58	46.00	13.42	QP
6	898.15	21.46	3.13	36.78	33.46	46.00	12.54	QP

Remarks: 1. Emission Level= Antenna Factor + Cable Loss + Reading.
 2. The emission levels that are 20dB below the official limit are not reported.



Audix Technology(Wujiang)Co.,Ltd.
 No.1289,Jiang Xing East Road,The Eastern Part of Wu Jiang
 Economic Development Zone,JiangSu,China
 Tel: (0512) 63403993 Fax: (0512) 63403993

Site NO. : 3m chamber
 Dis. / Ant. : 3m 6112D(22250)-12-08
 Limit : FCC PART 15 CLASS B
 Env. / Ins. : 20.6*CS&42%/ESCI
 EUT : TI-nspire CX navigator access point
 M/N : TINAVAP3-2
 Power Rating : DC 5V
 Test Mode : TX 802.11g CH1 2412MHz
 Memo :
 Data NO. : 40
 Ant. pol. : VERTICAL
 Engineer : Justin

	Freq. (MHz)	Ant. Factor (dB/m)	Cable Loss (dB)	Reading (dBuV)	Emission Level (dBuV/m)	Limits (dBuV/m)	Margin (dB)	Remark
1	48.43	9.56	0.64	52.98	35.61	40.00	4.39	QP
2	109.54	12.95	0.99	48.39	34.91	43.50	8.59	QP
3	114.39	13.30	0.98	46.24	33.12	43.50	10.38	QP
4	323.91	14.54	1.67	42.82	31.95	46.00	14.05	QP
5	369.50	15.60	1.90	42.11	32.37	46.00	13.63	QP
6	665.35	19.60	2.68	44.59	38.62	46.00	7.38	QP

Remarks: 1. Emission Level= Antenna Factor + Cable Loss + Reading.
 2. The emission levels that are 20dB below the official limit are not reported.



Audix Technology(Wujiang)Co.,Ltd.
 No.1289,Jiang Xing East Road,The Eastern Part of Wu Jiang
 Economic Development Zone,JiangSu,China
 Tel:(0512) 63403993 Fax:(0512) 63403993

Site NO. : 3m chamber
 Dis. / Ant. : 3m 6112D(22250)-12-08
 Limit : FCC PART 15 CLASS B
 Env. / Ins. : 20.6*CS&42%/ESCI
 EUT : TI-nspire CX navigator access point
 M/N : TINAVAP3-2
 Power Rating : DC 5V
 Test Mode : TX 802.11g CH6 2437MHz
 Memo :

Data NO. : 41
 Ant. pol. : HORIZONTAL
 Engineer : Justin

	Freq. (MHz)	Ant. Factor (dB/m)	Cable Loss (dB)	Reading (dBuV)	Emission Level (dBuV/m)	Limits (dBuV/m)	Margin (dB)	Remark
1	48.43	9.70	0.64	45.87	28.64	40.00	11.36	QP
2	110.51	13.00	0.97	48.31	34.86	43.50	8.64	QP
3	141.55	12.30	1.00	46.90	32.93	43.50	10.57	QP
4	183.26	9.50	1.18	48.75	32.19	43.50	11.31	QP
5	249.22	13.00	1.51	49.83	37.43	46.00	8.57	QP
6	335.55	14.72	1.70	47.76	37.22	46.00	8.78	QP

Remarks: 1. Emission Level= Antenna Factor + Cable Loss + Reading.
 2. The emission levels that are 20dB below the official limit are not reported.



Audix Technology(Wujiang)Co.,Ltd.
 No.1289,Jiang Xing East Road,The Eastern Part of Wu Jiang
 Economic Development Zone,JiangSu,China
 Tel:(0512) 63403993 Fax:(0512) 63403993

Site NO. : 3m chamber
 Dis. / Ant. : 3m 6112D(22250)-12-08
 Limit : FCC PART 15 CLASS B
 Env. / Ins. : 20.6*CS&42%/ESCI
 EUT : TI-nspire CX navigator access point
 M/N : TINAVAP3-2
 Power Rating : DC 5V
 Test Mode : TX 802.11g CH6 2437MHz
 Memo :

Data NO. : 42
 Ant. pol. : VERTICAL
 Engineer : Justin

	Freq. (MHz)	Ant. Factor (dB/m)	Cable Loss (dB)	Reading (dBuV)	Emission Level (dBuV/m)	Limits (dBuV/m)	Margin (dB)	Remark
1	48.43	9.56	0.64	53.65	36.28	40.00	3.72	QP
2	110.51	13.04	0.97	48.19	34.78	43.50	8.72	QP
3	256.98	13.50	1.52	45.24	33.41	46.00	12.59	QP
4	304.51	14.05	1.74	44.10	33.09	46.00	12.91	QP
5	331.67	14.63	1.66	43.55	32.78	46.00	13.22	QP
6	664.38	19.60	2.63	44.90	38.90	46.00	7.10	QP

Remarks: 1. Emission Level= Antenna Factor + Cable Loss + Reading.
 2. The emission levels that are 20dB below the official limit are not reported.



Audix Technology(Wujiang)Co.,Ltd.
 No.1289,Jiang Xing East Road,The Eastern Part of Wu Jiang
 Economic Development Zone,JiangSu,China
 Tel:(0512)63403993 Fax:(0512)63403993

Site NO. : 3m chamber
 Dis. / Ant. : 3m 6112D(22250)-12-08
 Limit : FCC PART 15 CLASS B
 Env. / Ins. : 20.6*C&42%/ESCI
 EUT : TI-nspire CX navigator access point
 M/N : TINAVAP3-2
 Power Rating : DC 5V
 Test Mode : TX 802.11g CH11 2462MHz
 Memo :

Data NO. : 43
 Ant. pol. : HORIZONTAL
 Engineer : Justin

	Freq. (MHz)	Ant. Factor (dB/m)	Cable Loss (dB)	Reading (dBuV)	Emission Level (dBuV/m)	Limits (dBuV/m)	Margin (dB)	Remark
1	48.43	9.70	0.64	46.29	29.06	40.00	10.94	QP
2	110.51	13.00	0.97	48.52	35.07	43.50	8.43	QP
3	141.55	12.30	1.00	46.57	32.60	43.50	10.90	QP
4	175.50	9.80	1.14	47.56	31.30	43.50	12.20	QP
5	246.31	12.90	1.51	47.85	35.38	46.00	10.62	QP
6	309.36	14.20	1.73	45.98	35.10	46.00	10.90	QP

Remarks: 1. Emission Level= Antenna Factor + Cable Loss + Reading.
 2. The emission levels that are 20dB below the official limit are not reported.



Audix Technology(Wujiang)Co.,Ltd.
 No.1289,Jiang Xing East Road,The Eastern Part of Wu Jiang
 Economic Development Zone,JiangSu,China
 Tel:(0512)63403993 Fax:(0512)63403993

Site NO. : 3m chamber
 Dis. / Ant. : 3m 6112D(22250)-12-08
 Limit : FCC PART 15 CLASS B
 Env. / Ins. : 20.6*C&42%/ESCI
 EUT : TI-nspire CX navigator access point
 M/N : TINAVAP3-2
 Power Rating : DC 5V
 Test Mode : TX 802.11g CH11 2462MHz
 Memo :

Data NO. : 44
 Ant. pol. : VERTICAL
 Engineer : Justin

	Freq. (MHz)	Ant. Factor (dB/m)	Cable Loss (dB)	Reading (dBuV)	Emission Level (dBuV/m)	Limits (dBuV/m)	Margin (dB)	Remark
1	48.43	9.56	0.64	54.23	36.86	40.00	3.14	QP
2	110.51	13.04	0.97	49.82	36.41	43.50	7.09	QP
3	299.66	13.90	1.65	45.96	34.67	46.00	11.33	QP
4	335.55	14.71	1.70	44.95	34.40	46.00	11.60	QP
5	664.38	19.60	2.63	43.06	37.06	46.00	8.94	QP
6	749.74	20.50	2.79	38.77	33.75	46.00	12.25	QP

Remarks: 1. Emission Level= Antenna Factor + Cable Loss + Reading.
 2. The emission levels that are 20dB below the official limit are not reported.

4.6.3. Type of Network : IEEE 802.11n HT20



Audix Technology(Wujiang)Co.,Ltd.
 No.1289,Jiang Xing East Road,The Eastern Part of Wu Jiang
 Economic Development Zone,JiangSu,China
 Tel:(0512) 63403993 Fax:(0512) 63403993

Site NO. : 3m chamber
 Dis. / Ant. : 3m 6112D(22250)-12-08
 Limit : FCC PART 15 CLASS B
 Env. / Ins. : 20.6*C&42%/ESCI
 EUT : TI-nspire CX navigator access point
 M/N : TINAVAP3-2
 Power Rating : DC 5V
 Test Mode : TX 802.11nHT20 CH1 2412MHz
 Memo :

Data NO. : 45
 Ant. pol. : HORIZONTAL
 Engineer : Justin

	Freq. (MHz)	Ant. Factor (dB/m)	Cable Loss (dB)	Reading (dBuV)	Emission Level (dBuV/m)	Limits (dBuV/m)	Margin (dB)	Remark
1	48.43	9.70	0.64	46.24	29.01	40.00	10.99	QP
2	110.51	13.00	0.97	49.12	35.67	43.50	7.83	QP
3	128.94	13.30	0.97	45.11	32.00	43.50	11.50	QP
4	141.55	12.30	1.00	45.96	31.99	43.50	11.51	QP
5	253.10	13.15	1.50	48.80	36.56	46.00	9.44	QP
6	342.34	15.00	1.80	45.88	35.73	46.00	10.27	QP

Remarks: 1. Emission Level= Antenna Factor + Cable Loss + Reading.
 2. The emission levels that are 20dB below the official limit are not reported.



Audix Technology(Wujiang)Co.,Ltd.
 No.1289,Jiang Xing East Road,The Eastern Part of Wu Jiang
 Economic Development Zone,JiangSu,China
 Tel:(0512) 63403993 Fax:(0512) 63403993

Site NO. : 3m chamber
 Dis. / Ant. : 3m 6112D(22250)-12-08
 Limit : FCC PART 15 CLASS B
 Env. / Ins. : 20.6*C&42%/ESCI
 EUT : TI-nspire CX navigator access point
 M/N : TINAVAP3-2
 Power Rating : DC 5V
 Test Mode : TX 802.11nHT20 CH1 2412MHz
 Memo :

Data NO. : 46
 Ant. pol. : VERTICAL
 Engineer : Justin

	Freq. (MHz)	Ant. Factor (dB/m)	Cable Loss (dB)	Reading (dBuV)	Emission Level (dBuV/m)	Limits (dBuV/m)	Margin (dB)	Remark
1	48.43	9.56	0.64	54.53	37.16	40.00	2.84	QP
2	110.51	13.04	0.97	49.82	36.41	43.50	7.09	QP
3	176.47	9.73	1.10	45.39	29.02	43.50	14.48	QP
4	254.07	13.20	1.49	44.66	32.46	46.00	13.54	QP
5	304.51	14.05	1.74	45.63	34.62	46.00	11.38	QP
6	664.38	19.60	2.63	42.59	36.59	46.00	9.41	QP

Remarks: 1. Emission Level= Antenna Factor + Cable Loss + Reading.
 2. The emission levels that are 20dB below the official limit are not reported.



Audix Technology(Wujiang)Co.,Ltd.
 No.1289,Jiang Xing East Road,The Eastern Part of Wu Jiang
 Economic Development Zone,JiangSu,China
 Tel:(0512)63403993 Fax:(0512)63403993

Site NO. : 3m chamber
 Dis. / Ant. : 3m 6112D(22250)-12-08
 Limit : FCC PART 15 CLASS B
 Env. / Ins. : 20.6*C&42%/ESCI
 EUT : TI-nspire CX navigator access point
 M/N : TINAVAP3-2
 Power Rating : DC 5V
 Test Mode : TX 802.11nHT20 CH6 2437MHz
 Memo :
 Data NO. : 47
 Ant. pol. : HORIZONTAL
 Engineer : Justin

	Freq. (MHz)	Ant. Factor (dB/m)	Cable Loss (dB)	Reading (dBuV)	Emission Level (dBuV/m)	Limits (dBuV/m)	Margin (dB)	Remark
1	48.43	9.70	0.64	46.57	29.34	40.00	10.66	QP
2	110.51	13.00	0.97	49.04	35.59	43.50	7.91	QP
3	132.82	13.10	0.94	46.26	32.96	43.50	10.54	QP
4	141.55	12.30	1.00	46.80	32.83	43.50	10.67	QP
5	249.22	13.00	1.51	47.98	35.58	46.00	10.42	QP
6	331.67	14.64	1.66	47.21	36.45	46.00	9.55	QP

Remarks: 1. Emission Level= Antenna Factor + Cable Loss + Reading.
 2. The emission levels that are 20dB below the official limit are not reported.



Audix Technology(Wujiang)Co.,Ltd.
 No.1289,Jiang Xing East Road,The Eastern Part of Wu Jiang
 Economic Development Zone,JiangSu,China
 Tel:(0512)63403993 Fax:(0512)63403993

Site NO. : 3m chamber
 Dis. / Ant. : 3m 6112D(22250)-12-08
 Limit : FCC PART 15 CLASS B
 Env. / Ins. : 20.6*C&42%/ESCI
 EUT : TI-nspire CX navigator access point
 M/N : TINAVAP3-2
 Power Rating : DC 5V
 Test Mode : TX 802.11nHT20 CH6 2437MHz
 Memo :
 Data NO. : 48
 Ant. pol. : VERTICAL
 Engineer : Justin

	Freq. (MHz)	Ant. Factor (dB/m)	Cable Loss (dB)	Reading (dBuV)	Emission Level (dBuV/m)	Limits (dBuV/m)	Margin (dB)	Remark
1	48.43	9.56	0.64	53.43	36.06	40.00	3.94	QP
2	110.51	13.04	0.97	47.93	34.52	43.50	8.98	QP
3	175.50	9.80	1.14	45.67	29.41	43.50	14.09	QP
4	299.66	13.90	1.65	46.34	35.05	46.00	10.95	QP
5	665.35	19.60	2.68	43.12	37.15	46.00	8.85	QP
6	898.15	21.43	3.13	40.84	37.49	46.00	8.51	QP

Remarks: 1. Emission Level= Antenna Factor + Cable Loss + Reading.
 2. The emission levels that are 20dB below the official limit are not reported.



Audix Technology(Wujiang)Co.,Ltd.
 No.1289,Jiang Xing East Road,The Eastern Part of Wu Jiang
 Economic Development Zone,JiangSu,China
 Tel:(0512)63403993 Fax:(0512)63403993

Site NO. : 3m chamber
 Dis. / Ant. : 3m 6112D(22250)-12-08
 Limit : FCC PART 15 CLASS B
 Env. / Ins. : 20.6*CS&42%/ESCI
 EUT : TI-nspire CX navigator access point
 M/N : TINAVAP3-2
 Power Rating : DC 5V
 Test Mode : TX 802.11nHT20 CH11 2462MHz
 Memo :
 Data NO. : 49
 Ant. pol. : HORIZONTAL
 Engineer : Justin

	Freq. (MHz)	Ant. Factor (dB/m)	Cable Loss (dB)	Reading (dBuV)	Emission Level (dBuV/m)	Limits (dBuV/m)	Margin (dB)	Remark
1	48.43	9.70	0.64	46.17	28.94	40.00	11.06	QP
2	110.51	13.00	0.97	49.23	35.78	43.50	7.72	QP
3	141.55	12.30	1.00	46.99	33.02	43.50	10.48	QP
4	180.35	9.60	1.16	48.77	32.32	43.50	11.18	QP
5	230.79	11.20	1.44	48.71	34.46	46.00	11.54	QP
6	312.27	14.26	1.66	47.45	36.54	46.00	9.46	QP

Remarks: 1. Emission Level= Antenna Factor + Cable Loss + Reading.
 2. The emission levels that are 20dB below the official limit are not reported.



Audix Technology(Wujiang)Co.,Ltd.
 No.1289,Jiang Xing East Road,The Eastern Part of Wu Jiang
 Economic Development Zone,JiangSu,China
 Tel:(0512)63403993 Fax:(0512)63403993

Site NO. : 3m chamber
 Dis. / Ant. : 3m 6112D(22250)-12-08
 Limit : FCC PART 15 CLASS B
 Env. / Ins. : 20.6*CS&42%/ESCI
 EUT : TI-nspire CX navigator access point
 M/N : TINAVAP3-2
 Power Rating : DC 5V
 Test Mode : TX 802.11nHT20 CH11 2462MHz
 Memo :
 Data NO. : 50
 Ant. pol. : VERTICAL
 Engineer : Justin

	Freq. (MHz)	Ant. Factor (dB/m)	Cable Loss (dB)	Reading (dBuV)	Emission Level (dBuV/m)	Limits (dBuV/m)	Margin (dB)	Remark
1	48.43	9.56	0.64	54.03	36.66	40.00	3.34	QP
2	110.51	13.04	0.97	49.01	35.60	43.50	7.90	QP
3	141.55	12.37	1.00	43.47	29.57	43.50	13.93	QP
4	296.75	13.83	1.81	45.48	34.26	46.00	11.74	QP
5	749.74	20.50	2.79	43.36	38.34	46.00	7.66	QP
6	898.15	21.43	3.13	43.25	39.90	46.00	6.10	QP

Remarks: 1. Emission Level= Antenna Factor + Cable Loss + Reading.
 2. The emission levels that are 20dB below the official limit are not reported.

4.6.4. Type of Network : IEEE 802.11a



Audix Technology(Wujiang)Co.,Ltd.
 No.1289,Jiang Xing East Road,The Eastern Part of Wu Jiang
 Economic Development Zone,JiangSu,China
 Tel:(0512)63403993 Fax:(0512)63403993

Site NO. : 3m chamber
 Dis. / Ant. : 3m 6112D(22250)-12-08
 Limit : FCC PART 15 CLASS B
 Env. / Ins. : 20.6*CS&42%/ESCI
 EUT : TI-nspire CX navigator access point
 M/N : TINAVAP3-2
 Power Rating : DC 5V
 Test Mode : TX 802.11a CH149 5745MHz
 Memo :

Data NO. : 51
 Ant. pol. : HORIZONTAL
 Engineer : Justin

	Freq. (MHz)	Ant. Factor (dB/m)	Cable Loss (dB)	Reading (dBuV)	Emission Level (dBuV/m)	Limits (dBuV/m)	Margin (dB)	Remark
1	48.43	9.70	0.64	46.37	29.14	40.00	10.86	QP
2	110.51	13.00	0.97	49.28	35.83	43.50	7.67	QP
3	141.55	12.30	1.00	46.20	32.23	43.50	11.27	QP
4	183.26	9.50	1.18	48.75	32.19	43.50	11.31	QP
5	253.10	13.15	1.50	48.38	36.14	46.00	9.86	QP
6	331.67	14.64	1.66	49.61	38.85	46.00	7.15	QP

Remarks: 1. Emission Level= Antenna Factor + Cable Loss + Reading.
 2. The emission levels that are 20dB below the official limit are not reported.



Audix Technology(Wujiang)Co.,Ltd.
 No.1289,Jiang Xing East Road,The Eastern Part of Wu Jiang
 Economic Development Zone,JiangSu,China
 Tel:(0512)63403993 Fax:(0512)63403993

Site NO. : 3m chamber
 Dis. / Ant. : 3m 6112D(22250)-12-08
 Limit : FCC PART 15 CLASS B
 Env. / Ins. : 20.6*CS&42%/ESCI
 EUT : TI-nspire CX navigator access point
 M/N : TINAVAP3-2
 Power Rating : DC 5V
 Test Mode : TX 802.11a CH149 5745MHz
 Memo :

Data NO. : 52
 Ant. pol. : VERTICAL
 Engineer : Justin

	Freq. (MHz)	Ant. Factor (dB/m)	Cable Loss (dB)	Reading (dBuV)	Emission Level (dBuV/m)	Limits (dBuV/m)	Margin (dB)	Remark
1	48.43	9.56	0.64	52.93	35.56	40.00	4.44	QP
2	110.51	13.04	0.97	48.76	35.35	43.50	8.15	QP
3	296.75	13.83	1.81	46.09	34.87	46.00	11.13	QP
4	331.67	14.63	1.66	45.96	35.19	46.00	10.81	QP
5	370.47	15.63	1.80	42.02	32.24	46.00	13.76	QP
6	664.38	19.60	2.63	41.95	35.95	46.00	10.05	QP

Remarks: 1. Emission Level= Antenna Factor + Cable Loss + Reading.
 2. The emission levels that are 20dB below the official limit are not reported.



Audix Technology(Wujiang)Co.,Ltd.
 No.1289,Jiang Xing East Road,The Eastern Part of Wu Jiang
 Economic Development Zone,JiangSu,China
 Tel:(0512)63403993 Fax:(0512)63403993

Site NO. : 3m chamber
 Dis. / Ant. : 3m 6112D(22250)-12-08
 Limit : FCC PART 15 CLASS B
 Env. / Ins. : 20.6*CS&42%/ESCI
 EUT : TI-nspire CX navigator access point
 M/N : TINAVAP3-2
 Power Rating : DC 5V
 Test Mode : TX 802.11a CH154 5785MHz
 Memo :

Data NO. : 53
 Ant. pol. : HORIZONTAL
 Engineer : Justin

	Freq. (MHz)	Ant. Factor (dB/m)	Cable Loss (dB)	Reading (dBuV)	Emission Level (dBuV/m)	Limits (dBuV/m)	Margin (dB)	Remark
1	48.43	9.70	0.64	47.10	29.87	40.00	10.13	QP
2	110.51	13.00	0.97	50.51	37.06	43.50	6.44	QP
3	141.55	12.30	1.00	47.13	33.16	43.50	10.34	QP
4	238.55	12.10	1.55	48.18	35.00	46.00	11.00	QP
5	342.34	15.00	1.80	46.44	36.29	46.00	9.71	QP
6	665.35	19.62	2.68	41.75	35.80	46.00	10.20	QP

Remarks: 1. Emission Level= Antenna Factor + Cable Loss + Reading.
 2. The emission levels that are 20dB below the official limit are not reported.



Audix Technology(Wujiang)Co.,Ltd.
 No.1289,Jiang Xing East Road,The Eastern Part of Wu Jiang
 Economic Development Zone,JiangSu,China
 Tel:(0512)63403993 Fax:(0512)63403993

Site NO. : 3m chamber
 Dis. / Ant. : 3m 6112D(22250)-12-08
 Limit : FCC PART 15 CLASS B
 Env. / Ins. : 20.6*CS&42%/ESCI
 EUT : TI-nspire CX navigator access point
 M/N : TINAVAP3-2
 Power Rating : DC 5V
 Test Mode : TX 802.11a CH154 5785MHz
 Memo :

Data NO. : 54
 Ant. pol. : VERTICAL
 Engineer : Justin

	Freq. (MHz)	Ant. Factor (dB/m)	Cable Loss (dB)	Reading (dBuV)	Emission Level (dBuV/m)	Limits (dBuV/m)	Margin (dB)	Remark
1	48.43	9.56	0.64	54.25	36.88	40.00	3.12	QP
2	110.51	13.04	0.97	49.14	35.73	43.50	7.77	QP
3	141.55	12.37	1.00	43.81	29.91	43.50	13.59	QP
4	198.78	10.13	1.32	47.71	32.10	43.50	11.40	QP
5	299.66	13.90	1.65	45.83	34.54	46.00	11.46	QP
6	664.38	19.60	2.63	42.95	36.95	46.00	9.05	QP

Remarks: 1. Emission Level= Antenna Factor + Cable Loss + Reading.
 2. The emission levels that are 20dB below the official limit are not reported.



Audix Technology(Wujiang)Co.,Ltd.
 No.1289,Jiang Xing East Road,The Eastern Part of Wu Jiang
 Economic Development Zone,JiangSu,China
 Tel:(0512) 63403993 Fax:(0512) 63403993

Site NO. : 3m chamber
 Dis. / Ant. : 3m 6112D(22250)-12-08
 Limit : FCC PART 15 CLASS B
 Env. / Ins. : 20.6*C&42%/ESCI
 EUT : TI-nspire CX navigator access point
 M/N : TINAVAP3-2
 Power Rating : DC 5V
 Test Mode : TX 802.11a CH165 5825MHz
 Memo :

Data NO. : 55
 Ant. pol. : HORIZONTAL
 Engineer : Justin

	Freq. (MHz)	Ant. Factor (dB/m)	Cable Loss (dB)	Reading (dBuV)	Emission Level (dBuV/m)	Limits (dBuV/m)	Margin (dB)	Remark
1	48.43	9.70	0.64	45.18	27.95	40.00	12.05	QP
2	110.51	13.00	0.97	49.56	36.11	43.50	7.39	QP
3	141.55	12.30	1.00	47.72	33.75	43.50	9.75	QP
4	250.19	13.10	1.51	50.37	38.07	46.00	7.93	QP
5	335.55	14.72	1.70	45.50	34.96	46.00	11.04	QP
6	665.35	19.62	2.68	40.91	34.96	46.00	11.04	QP

Remarks: 1. Emission Level= Antenna Factor + Cable Loss + Reading.
 2. The emission levels that are 20dB below the official limit are not reported.



Audix Technology(Wujiang)Co.,Ltd.
 No.1289,Jiang Xing East Road,The Eastern Part of Wu Jiang
 Economic Development Zone,JiangSu,China
 Tel:(0512) 63403993 Fax:(0512) 63403993

Site NO. : 3m chamber
 Dis. / Ant. : 3m 6112D(22250)-12-08
 Limit : FCC PART 15 CLASS B
 Env. / Ins. : 20.6*C&42%/ESCI
 EUT : TI-nspire CX navigator access point
 M/N : TINAVAP3-2
 Power Rating : DC 5V
 Test Mode : TX 802.11a CH165 5825MHz
 Memo :

Data NO. : 56
 Ant. pol. : VERTICAL
 Engineer : Justin

	Freq. (MHz)	Ant. Factor (dB/m)	Cable Loss (dB)	Reading (dBuV)	Emission Level (dBuV/m)	Limits (dBuV/m)	Margin (dB)	Remark
1	48.43	9.56	0.64	53.93	36.56	40.00	3.44	QP
2	110.51	13.04	0.97	48.69	35.28	43.50	8.22	QP
3	141.55	12.37	1.00	42.87	28.97	43.50	14.53	QP
4	299.66	13.90	1.65	45.31	34.02	46.00	11.98	QP
5	331.67	14.63	1.66	45.26	34.49	46.00	11.51	QP
6	664.38	19.60	2.63	43.19	37.19	46.00	8.81	QP

Remarks: 1. Emission Level= Antenna Factor + Cable Loss + Reading.
 2. The emission levels that are 20dB below the official limit are not reported.



Audix Technology(Wujiang)Co.,Ltd.
 No.1289,Jiang Xing East Road,The Eastern Part of Wu Jiang
 Economic Development Zone,JiangSu,China
 Tel:(0512)63403993 Fax:(0512)63403993

Site NO. : 3m chamber
 Dis. / Ant. : 3m 6112D(22250)-12-08
 Limit : FCC PART 15 CLASS B
 Env. / Ins. : 20.6*CS&42%/ESCI
 EUT : TI-nspire CX navigator access point
 M/N : TINAVAP3-2
 Power Rating : DC 5V
 Test Mode : TX 802.11nHT20 CH149 5745MHz
 Memo :

Data NO. : 57
 Ant. pol. : HORIZONTAL
 Engineer : Justin

	Freq. (MHz)	Ant. Factor (dB/m)	Cable Loss (dB)	Reading (dBuV)	Emission Level (dBuV/m)	Limits (dBuV/m)	Margin (dB)	Remark
1	48.43	9.70	0.64	45.11	27.88	40.00	12.12	QP
2	110.51	13.00	0.97	49.44	35.99	43.50	7.51	QP
3	141.55	12.30	1.00	46.45	32.48	43.50	11.02	QP
4	238.55	12.10	1.55	49.17	35.99	46.00	10.01	QP
5	335.55	14.72	1.70	46.44	35.90	46.00	10.10	QP
6	665.35	19.62	2.68	41.25	35.30	46.00	10.70	QP

Remarks: 1. Emission Level= Antenna Factor + Cable Loss + Reading.
 2. The emission levels that are 20dB below the official limit are not reported.



Audix Technology(Wujiang)Co.,Ltd.
 No.1289,Jiang Xing East Road,The Eastern Part of Wu Jiang
 Economic Development Zone,JiangSu,China
 Tel:(0512)63403993 Fax:(0512)63403993

Site NO. : 3m chamber
 Dis. / Ant. : 3m 6112D(22250)-12-08
 Limit : FCC PART 15 CLASS B
 Env. / Ins. : 20.6*CS&42%/ESCI
 EUT : TI-nspire CX navigator access point
 M/N : TINAVAP3-2
 Power Rating : DC 5V
 Test Mode : TX 802.11nHT20 CH149 5745MHz
 Memo :

Data NO. : 58
 Ant. pol. : VERTICAL
 Engineer : Justin

	Freq. (MHz)	Ant. Factor (dB/m)	Cable Loss (dB)	Reading (dBuV)	Emission Level (dBuV/m)	Limits (dBuV/m)	Margin (dB)	Remark
1	32.91	17.84	0.48	40.76	31.48	40.00	8.52	QP
2	43.58	11.80	0.54	49.88	34.69	40.00	5.31	QP
3	48.43	9.56	0.64	53.58	36.21	40.00	3.79	QP
4	110.51	13.04	0.97	48.24	34.83	43.50	8.67	QP
5	198.78	10.13	1.32	49.00	33.39	43.50	10.11	QP
6	323.91	14.54	1.67	44.67	33.80	46.00	12.20	QP

Remarks: 1. Emission Level= Antenna Factor + Cable Loss + Reading.
 2. The emission levels that are 20dB below the official limit are not reported.



Audix Technology(Wujiang)Co.,Ltd.
 No.1289,Jiang Xing East Road,The Eastern Part of Wu Jiang
 Economic Development Zone,JiangSu,China
 Tel:(0512)63403993 Fax:(0512)63403993

Site NO. : 3m chamber
 Dis. / Ant. : 3m 6112D(22250)-12-08
 Limit : FCC PART 15 CLASS B
 Env. / Ins. : 20.6°C&42%/ESCI
 EUT : TI-nspire CX navigator access point
 M/N : TINAVAP3-2
 Power Rating : DC 5V
 Test Mode : TX 802.11nHT20 CH157 5785MHz
 Memo :
 Data NO. : 59
 Ant. pol. : HORIZONTAL
 Engineer : Justin

Freq. (MHz)	Ant. Factor (dB/m)	Cable Loss (dB)	Reading (dBuV)	Emission Level (dBuV/m)	Limits (dBuV/m)	Margin (dB)	Remark
1 48.43	9.70	0.64	47.13	29.90	40.00	10.10	QP
2 110.51	13.00	0.97	48.88	35.43	43.50	8.07	QP
3 132.82	13.10	0.94	46.21	32.91	43.50	10.59	QP
4 250.19	13.10	1.51	49.33	37.03	46.00	8.97	QP
5 331.67	14.64	1.66	48.71	37.95	46.00	8.05	QP
6 664.38	19.58	2.63	41.05	35.03	46.00	10.97	QP

Remarks: 1. Emission Level= Antenna Factor + Cable Loss + Reading.
 2. The emission levels that are 20dB below the official limit are not reported.



Audix Technology(Wujiang)Co.,Ltd.
 No.1289,Jiang Xing East Road,The Eastern Part of Wu Jiang
 Economic Development Zone,JiangSu,China
 Tel:(0512)63403993 Fax:(0512)63403993

Site NO. : 3m chamber
 Dis. / Ant. : 3m 6112D(22250)-12-08
 Limit : FCC PART 15 CLASS B
 Env. / Ins. : 20.6°C&42%/ESCI
 EUT : TI-nspire CX navigator access point
 M/N : TINAVAP3-2
 Power Rating : DC 5V
 Test Mode : TX 802.11nHT20 CH157 5785MHz
 Memo :
 Data NO. : 60
 Ant. pol. : VERTICAL
 Engineer : Justin

Freq. (MHz)	Ant. Factor (dB/m)	Cable Loss (dB)	Reading (dBuV)	Emission Level (dBuV/m)	Limits (dBuV/m)	Margin (dB)	Remark
1 48.43	9.56	0.64	54.26	36.89	40.00	3.11	QP
2 110.51	13.04	0.97	47.91	34.50	43.50	9.00	QP
3 198.78	10.13	1.32	47.00	31.39	43.50	12.11	QP
4 256.98	13.50	1.52	45.74	33.91	46.00	12.09	QP
5 331.67	14.63	1.66	42.70	31.93	46.00	14.07	QP
6 664.38	19.60	2.63	42.07	36.07	46.00	9.93	QP

Remarks: 1. Emission Level= Antenna Factor + Cable Loss + Reading.
 2. The emission levels that are 20dB below the official limit are not reported.



Audix Technology(Wujiang)Co.,Ltd.
 No.1289,Jiang Xing East Road,The Eastern Part of Wu Jiang
 Economic Development Zone,JiangSu,China
 Tel:(0512)63403993 Fax:(0512)63403993

Site NO. : 3m chamber
 Dis. / Ant. : 3m 6112D(22250)-12-08
 Limit : FCC PART 15 CLASS B
 Env. / Ins. : 20.6*CS&42%/ESCI
 EUT : TI-nspire CX navigator access point
 M/N : TINAVAP3-2
 Power Rating : DC 5V
 Test Mode : TX 802.11nHT20 CH165 5825MHz
 Memo :
 Data NO. : 61
 Ant. pol. : HORIZONTAL
 Engineer : Justin

Freq. (MHz)	Ant. Factor (dB/m)	Cable Loss (dB)	Reading (dBuV)	Emission Level (dBuV/m)	Limits (dBuV/m)	Margin (dB)	Remark
1 48.43	9.70	0.64	45.56	28.33	40.00	11.67	QP
2 110.51	13.00	0.97	50.15	36.70	43.50	6.80	QP
3 183.26	9.50	1.18	49.33	32.77	43.50	10.73	QP
4 253.10	13.15	1.50	51.22	38.98	46.00	7.02	QP
5 331.67	14.64	1.66	49.32	38.56	46.00	7.44	QP
6 664.38	19.58	2.63	42.78	36.76	46.00	9.24	QP

Remarks: 1. Emission Level= Antenna Factor + Cable Loss + Reading.
 2. The emission levels that are 20dB below the official limit are not reported.



Audix Technology(Wujiang)Co.,Ltd.
 No.1289,Jiang Xing East Road,The Eastern Part of Wu Jiang
 Economic Development Zone,JiangSu,China
 Tel:(0512)63403993 Fax:(0512)63403993

Site NO. : 3m chamber
 Dis. / Ant. : 3m 6112D(22250)-12-08
 Limit : FCC PART 15 CLASS B
 Env. / Ins. : 20.6*CS&42%/ESCI
 EUT : TI-nspire CX navigator access point
 M/N : TINAVAP3-2
 Power Rating : DC 5V
 Test Mode : TX 802.11nHT20 CH165 5825MHz
 Memo :
 Data NO. : 62
 Ant. pol. : VERTICAL
 Engineer : Justin

Freq. (MHz)	Ant. Factor (dB/m)	Cable Loss (dB)	Reading (dBuV)	Emission Level (dBuV/m)	Limits (dBuV/m)	Margin (dB)	Remark
1 48.43	9.56	0.64	53.29	35.92	40.00	4.08	QP
2 110.51	13.04	0.97	47.37	33.96	43.50	9.54	QP
3 141.55	12.37	1.00	42.90	29.00	43.50	14.50	QP
4 256.98	13.50	1.52	44.87	33.04	46.00	12.96	QP
5 296.75	13.83	1.81	45.47	34.25	46.00	11.75	QP
6 664.38	19.60	2.63	40.19	34.19	46.00	11.81	QP

Remarks: 1. Emission Level= Antenna Factor + Cable Loss + Reading.
 2. The emission levels that are 20dB below the official limit are not reported.

4.6.5. Type of Network : IEEE 802.11a



Audix Technology(Wujiang)Co.,Ltd.
 No.1289,Jiang Xing East Road,The Eastern Part of Wu Jiang
 Economic Development Zone,JiangSu,China
 Tel:(0512)63403993 Fax:(0512)63403993

Site NO. : 3m chamber
 Dis. / Ant. : 3m 6112D(22250)-12-08
 Limit : FCC PART 15 CLASS B
 Env. / Ins. : 20.6*CS&42%/ESCI
 EUT : TI-nspire CX navigator access point
 M/N : TINAVAP3-2
 Power Rating : DC 5V
 Test Mode : TX 802.11a CH149 5745MHz
 Memo :

Data NO. : 51
 Ant. pol. : HORIZONTAL
 Engineer : Justin

	Freq. (MHz)	Ant. Factor (dB/m)	Cable Loss (dB)	Reading (dBuV)	Emission Level (dBuV/m)	Limits (dBuV/m)	Margin (dB)	Remark
1	48.43	9.70	0.64	46.37	29.14	40.00	10.86	QP
2	110.51	13.00	0.97	49.28	35.83	43.50	7.67	QP
3	141.55	12.30	1.00	46.20	32.23	43.50	11.27	QP
4	183.26	9.50	1.18	48.75	32.19	43.50	11.31	QP
5	253.10	13.15	1.50	48.38	36.14	46.00	9.86	QP
6	331.67	14.64	1.66	49.61	38.85	46.00	7.15	QP

Remarks: 1. Emission Level= Antenna Factor + Cable Loss + Reading.
 2. The emission levels that are 20dB below the official limit are not reported.



Audix Technology(Wujiang)Co.,Ltd.
 No.1289,Jiang Xing East Road,The Eastern Part of Wu Jiang
 Economic Development Zone,JiangSu,China
 Tel:(0512)63403993 Fax:(0512)63403993

Site NO. : 3m chamber
 Dis. / Ant. : 3m 6112D(22250)-12-08
 Limit : FCC PART 15 CLASS B
 Env. / Ins. : 20.6*CS&42%/ESCI
 EUT : TI-nspire CX navigator access point
 M/N : TINAVAP3-2
 Power Rating : DC 5V
 Test Mode : TX 802.11a CH149 5745MHz
 Memo :

Data NO. : 52
 Ant. pol. : VERTICAL
 Engineer : Justin

	Freq. (MHz)	Ant. Factor (dB/m)	Cable Loss (dB)	Reading (dBuV)	Emission Level (dBuV/m)	Limits (dBuV/m)	Margin (dB)	Remark
1	48.43	9.56	0.64	52.93	35.56	40.00	4.44	QP
2	110.51	13.04	0.97	48.76	35.35	43.50	8.15	QP
3	296.75	13.83	1.81	46.09	34.87	46.00	11.13	QP
4	331.67	14.63	1.66	45.96	35.19	46.00	10.81	QP
5	370.47	15.63	1.80	42.02	32.24	46.00	13.76	QP
6	664.38	19.60	2.63	41.95	35.95	46.00	10.05	QP

Remarks: 1. Emission Level= Antenna Factor + Cable Loss + Reading.
 2. The emission levels that are 20dB below the official limit are not reported.



Audix Technology(Wujiang)Co.,Ltd.
 No.1289,Jiang Xing East Road,The Eastern Part of Wu Jiang
 Economic Development Zone,JiangSu,China
 Tel:(0512)63403993 Fax:(0512)63403993

Site NO. : 3m chamber
 Dis. / Ant. : 3m 6112D(22250)-12-08
 Limit : FCC PART 15 CLASS B
 Env. / Ins. : 20.6*CS&42%/ESCI
 EUT : TI-nspire CX navigator access point
 M/N : TINAVAP3-2
 Power Rating : DC 5V
 Test Mode : TX 802.11a CH157 5785MHz
 Memo :
 Data NO. : 53
 Ant. pol. : HORIZONTAL
 Engineer : Justin

	Freq. (MHz)	Ant. Factor (dB/m)	Cable Loss (dB)	Reading (dBuV)	Emission Level (dBuV/m)	Limits (dBuV/m)	Margin (dB)	Remark
1	48.43	9.70	0.64	47.10	29.87	40.00	10.13	QP
2	110.51	13.00	0.97	50.51	37.06	43.50	6.44	QP
3	141.55	12.30	1.00	47.13	33.16	43.50	10.34	QP
4	238.55	12.10	1.55	48.18	35.00	46.00	11.00	QP
5	342.34	15.00	1.80	46.44	36.29	46.00	9.71	QP
6	665.35	19.62	2.68	41.75	35.80	46.00	10.20	QP

Remarks: 1. Emission Level= Antenna Factor + Cable Loss + Reading.
 2. The emission levels that are 20dB below the official limit are not reported.



Audix Technology(Wujiang)Co.,Ltd.
 No.1289,Jiang Xing East Road,The Eastern Part of Wu Jiang
 Economic Development Zone,JiangSu,China
 Tel:(0512)63403993 Fax:(0512)63403993

Site NO. : 3m chamber
 Dis. / Ant. : 3m 6112D(22250)-12-08
 Limit : FCC PART 15 CLASS B
 Env. / Ins. : 20.6*CS&42%/ESCI
 EUT : TI-nspire CX navigator access point
 M/N : TINAVAP3-2
 Power Rating : DC 5V
 Test Mode : TX 802.11a CH157 5785MHz
 Memo :
 Data NO. : 54
 Ant. pol. : VERTICAL
 Engineer : Justin

	Freq. (MHz)	Ant. Factor (dB/m)	Cable Loss (dB)	Reading (dBuV)	Emission Level (dBuV/m)	Limits (dBuV/m)	Margin (dB)	Remark
1	48.43	9.56	0.64	54.25	36.88	40.00	3.12	QP
2	110.51	13.04	0.97	49.14	35.73	43.50	7.77	QP
3	141.55	12.37	1.00	43.81	29.91	43.50	13.59	QP
4	198.78	10.13	1.32	47.71	32.10	43.50	11.40	QP
5	299.66	13.90	1.65	45.83	34.54	46.00	11.46	QP
6	664.38	19.60	2.63	42.95	36.95	46.00	9.05	QP

Remarks: 1. Emission Level= Antenna Factor + Cable Loss + Reading.
 2. The emission levels that are 20dB below the official limit are not reported.



Audix Technology(Wujiang)Co.,Ltd.
 No.1289,Jiang Xing East Road,The Eastern Part of Wu Jiang
 Economic Development Zone,JiangSu,China
 Tel:(0512)63403993 Fax:(0512)63403993

Site NO. : 3m chamber
 Dis. / Ant. : 3m 6112D(22250)-12-08
 Limit : FCC PART 15 CLASS B
 Env. / Ins. : 20.6*C&42%/ESCI
 EUT : TI-nspire CX navigator access point
 M/N : TINAVAP3-2
 Power Rating : DC 5V
 Test Mode : TX 802.11a CH165 5825MHz
 Memo :

Data NO. : 55
 Ant. pol. : HORIZONTAL
 Engineer : Justin

	Freq. (MHz)	Ant. Factor (dB/m)	Cable Loss (dB)	Reading (dBuV)	Emission Level (dBuV/m)	Limits (dBuV/m)	Margin (dB)	Remark
1	48.43	9.70	0.64	45.18	27.95	40.00	12.05	QP
2	110.51	13.00	0.97	49.56	36.11	43.50	7.39	QP
3	141.55	12.30	1.00	47.72	33.75	43.50	9.75	QP
4	250.19	13.10	1.51	50.37	38.07	46.00	7.93	QP
5	335.55	14.72	1.70	45.50	34.96	46.00	11.04	QP
6	665.35	19.62	2.68	40.91	34.96	46.00	11.04	QP

Remarks: 1. Emission Level= Antenna Factor + Cable Loss + Reading.
 2. The emission levels that are 20dB below the official limit are not reported.



Audix Technology(Wujiang)Co.,Ltd.
 No.1289,Jiang Xing East Road,The Eastern Part of Wu Jiang
 Economic Development Zone,JiangSu,China
 Tel:(0512)63403993 Fax:(0512)63403993

Site NO. : 3m chamber
 Dis. / Ant. : 3m 6112D(22250)-12-08
 Limit : FCC PART 15 CLASS B
 Env. / Ins. : 20.6*C&42%/ESCI
 EUT : TI-nspire CX navigator access point
 M/N : TINAVAP3-2
 Power Rating : DC 5V
 Test Mode : TX 802.11a CH165 5825MHz
 Memo :

Data NO. : 56
 Ant. pol. : VERTICAL
 Engineer : Justin

	Freq. (MHz)	Ant. Factor (dB/m)	Cable Loss (dB)	Reading (dBuV)	Emission Level (dBuV/m)	Limits (dBuV/m)	Margin (dB)	Remark
1	48.43	9.56	0.64	53.93	36.56	40.00	3.44	QP
2	110.51	13.04	0.97	48.69	35.28	43.50	8.22	QP
3	141.55	12.37	1.00	42.87	28.97	43.50	14.53	QP
4	299.66	13.90	1.65	45.31	34.02	46.00	11.98	QP
5	331.67	14.63	1.66	45.26	34.49	46.00	11.51	QP
6	664.38	19.60	2.63	43.19	37.19	46.00	8.81	QP

Remarks: 1. Emission Level= Antenna Factor + Cable Loss + Reading.
 2. The emission levels that are 20dB below the official limit are not reported.

4.7. Restricted Bands Measurement Results (For Above 1GHz)

4.7.1. Type of Network : IEEE 802.11b



Audix Technology(Wujiang)Co.,Ltd.
 No.1289,Jiang Xing East Road,The Eastern Part of Wu Jiang
 Economic Development Zone,JiangSu,China
 Tel:(0512)63403993 Fax:(0512)63403993

Site NO. : 3m chamber Data NO. : 63
 Dis. / Ant. : 3m 3115 (62960)-12-04 Ant. pol. : HORIZONTAL
 Limit : FCC PART 15 C PK
 Env. / Ins. : 20.6*CS&42%/E4447A Engineer : Justin
 EUT : TI-nspire CX navigator access point
 M/N : TINAVAP3-2
 Power Rating : DC 5V
 Test Mode : TX 802.11b CH1 2412MHz
 Memo :

Freq. (MHz)	Ant. Factor (dB/m)	Cable Loss (dB)	Reading (dBuV)	Emission Level (dBuV/m)	Limits (dBuV/m)	Margin (dB)	Remark
110173.00	39.25	13.29	23.00	41.23	54.00	12.77	Average
210180.00	39.25	13.29	36.83	55.06	74.00	18.94	Peak

Remarks: 1. Emission Level= Antenna Factor + Cable Loss + Reading.
 2. The emission levels that are 20dB below the official limit are not reported.



Audix Technology(Wujiang)Co.,Ltd.
 No.1289,Jiang Xing East Road,The Eastern Part of Wu Jiang
 Economic Development Zone,JiangSu,China
 Tel:(0512)63403993 Fax:(0512)63403993

Site NO. : 3m chamber Data NO. : 64
 Dis. / Ant. : 3m 3115 (62960)-12-04 Ant. pol. : VERTICAL
 Limit : FCC PART 15 C PK
 Env. / Ins. : 20.6*CS&42%/E4447A Engineer : Justin
 EUT : TI-nspire CX navigator access point
 M/N : TINAVAP3-2
 Power Rating : DC 5V
 Test Mode : TX 802.11b CH1 2412MHz
 Memo :

Freq. (MHz)	Ant. Factor (dB/m)	Cable Loss (dB)	Reading (dBuV)	Emission Level (dBuV/m)	Limits (dBuV/m)	Margin (dB)	Remark
110312.00	39.35	13.91	36.92	55.88	74.00	18.12	Peak
210318.00	39.35	13.91	23.21	42.17	54.00	11.83	Average

Remarks: 1. Emission Level= Antenna Factor + Cable Loss + Reading.
 2. The emission levels that are 20dB below the official limit are not reported.



Audix Technology(Wujiang)Co.,Ltd.
 No.1289,Jiang Xing East Road,The Eastern Part of Wu Jiang
 Economic Development Zone,JiangSu,China
 Tel:(0512) 63403993 Fax:(0512) 63403993

Site NO. : 3m chamber
 Dis. / Ant. : 3m 3115 (62960)-12-04
 Limit : FCC PART 15 C PK
 Env. / Ins. : 20.6°C&42%/E4447A
 EUT : TI-nspire CX navigator access point
 M/N : TINAVAP3-2
 Power Rating : DC 5V
 Test Mode : TX 802.11b CH6 2437MHz
 Memo :

Data NO. : 65
 Ant. pol. : HORIZONTAL
 Engineer : Justin

Freq. (MHz)	Ant. Factor (dB/m)	Cable Loss (dB)	Reading (dBuV)	Emission Level (dBuV/m)	Limits (dBuV/m)	Margin (dB)	Remark
1 9408.00	38.90	12.39	24.10	40.92	54.00	13.08	Average
2 9412.00	38.90	12.39	39.02	55.84	74.00	18.16	Peak

Remarks: 1. Emission Level= Antenna Factor + Cable Loss + Reading.
 2. The emission levels that are 20dB below the official limit are not reported.



Audix Technology(Wujiang)Co.,Ltd.
 No.1289,Jiang Xing East Road,The Eastern Part of Wu Jiang
 Economic Development Zone,JiangSu,China
 Tel:(0512) 63403993 Fax:(0512) 63403993

Site NO. : 3m chamber
 Dis. / Ant. : 3m 3115 (62960)-12-04
 Limit : FCC PART 15 C PK
 Env. / Ins. : 20.6°C&42%/E4447A
 EUT : TI-nspire CX navigator access point
 M/N : TINAVAP3-2
 Power Rating : DC 5V
 Test Mode : TX 802.11b CH6 2437MHz
 Memo :

Data NO. : 66
 Ant. pol. : VERTICAL
 Engineer : Justin

Freq. (MHz)	Ant. Factor (dB/m)	Cable Loss (dB)	Reading (dBuV)	Emission Level (dBuV/m)	Limits (dBuV/m)	Margin (dB)	Remark
110331.00	39.37	13.91	23.30	42.28	54.00	11.72	Average
210336.00	39.37	13.91	36.24	55.22	74.00	18.78	Peak

Remarks: 1. Emission Level= Antenna Factor + Cable Loss + Reading.
 2. The emission levels that are 20dB below the official limit are not reported.



Audix Technology(Wujiang)Co.,Ltd.
 No.1289,Jiang Xing East Road,The Eastern Part of Wu Jiang
 Economic Development Zone,JiangSu,China
 Tel:(0512)63403993 Fax:(0512)63403993

Site NO. : 3m chamber
 Dis. / Ant. : 3m 3115 (62960)-12-04
 Limit : FCC PART 15 C PK
 Env. / Ins. : 20.6°C&42%/E4447A
 EUT : TI-nspire CX navigator access point
 M/N : TINAVAP3-2
 Power Rating : DC 5V
 Test Mode : TX 802.11b CH11 2462MHz
 Memo :

Data NO. : 67
 Ant. pol. : HORIZONTAL
 Engineer : Justin

Freq. (MHz)	Ant. Factor (dB/m)	Cable Loss (dB)	Reading (dBuV)	Emission Level (dBuV/m)	Limits (dBuV/m)	Margin (dB)	Remark
110900.00	39.34	14.21	35.34	54.62	74.00	19.38	Peak
210901.36	39.34	14.21	19.21	38.49	54.00	15.51	Average

Remarks: 1. Emission Level= Antenna Factor + Cable Loss + Reading.
 2. The emission levels that are 20dB below the official limit are not reported.



Audix Technology(Wujiang)Co.,Ltd.
 No.1289,Jiang Xing East Road,The Eastern Part of Wu Jiang
 Economic Development Zone,JiangSu,China
 Tel:(0512)63403993 Fax:(0512)63403993

Site NO. : 3m chamber
 Dis. / Ant. : 3m 3115 (62960)-12-04
 Limit : FCC PART 15 C PK
 Env. / Ins. : 20.6°C&42%/E4447A
 EUT : TI-nspire CX navigator access point
 M/N : TINAVAP3-2
 Power Rating : DC 5V
 Test Mode : TX 802.11b CH11 2462MHz
 Memo :

Data NO. : 68
 Ant. pol. : VERTICAL
 Engineer : Justin

Freq. (MHz)	Ant. Factor (dB/m)	Cable Loss (dB)	Reading (dBuV)	Emission Level (dBuV/m)	Limits (dBuV/m)	Margin (dB)	Remark
110300.00	39.34	13.72	36.17	54.93	74.00	19.07	Peak
210302.00	39.34	13.91	23.10	42.05	54.00	11.95	Average

Remarks: 1. Emission Level= Antenna Factor + Cable Loss + Reading.
 2. The emission levels that are 20dB below the official limit are not reported.

4.7.2. Type of Network : IEEE 802.11g



Audix Technology(Wujiang)Co.,Ltd.
 No.1289,Jiang Xing East Road,The Eastern Part of Wu Jiang
 Economic Development Zone,JiangSu,China
 Tel:(0512) 63403993 Fax:(0512) 63403993

Site NO. : 3m chamber
 Dis. / Ant. : 3m 3115 (62960)-12-04
 Limit : FCC PART 15 C PK
 Env. / Ins. : 20.6*CS&42%/E4447A
 EUT : TI-nspire CX navigator access point
 M/N : TINAVAP3-2
 Power Rating : DC 5V
 Test Mode : TX 802.11g CH1 2412MHz
 Memo :

Data NO. : 69
 Ant. pol. : HORIZONTAL
 Engineer : Justin

Freq. (MHz)	Ant. Factor (dB/m)	Cable Loss (dB)	Reading (dBuV)	Emission Level (dBuV/m)	Limits (dBuV/m)	Margin (dB)	Remark
110300.00	39.34	13.72	36.58	55.34	74.00	18.66	Peak
210305.00	39.34	13.91	23.10	42.05	54.00	11.95	Average

Remarks: 1. Emission Level= Antenna Factor + Cable Loss + Reading.
 2. The emission levels that are 20dB below the official limit are not reported.



Audix Technology(Wujiang)Co.,Ltd.
 No.1289,Jiang Xing East Road,The Eastern Part of Wu Jiang
 Economic Development Zone,JiangSu,China
 Tel:(0512) 63403993 Fax:(0512) 63403993

Site NO. : 3m chamber
 Dis. / Ant. : 3m 3115 (62960)-12-04
 Limit : FCC PART 15 C PK
 Env. / Ins. : 20.6*CS&42%/E4447A
 EUT : TI-nspire CX navigator access point
 M/N : TINAVAP3-2
 Power Rating : DC 5V
 Test Mode : TX 802.11g CH1 2412MHz
 Memo :

Data NO. : 70
 Ant. pol. : VERTICAL
 Engineer : Justin

Freq. (MHz)	Ant. Factor (dB/m)	Cable Loss (dB)	Reading (dBuV)	Emission Level (dBuV/m)	Limits (dBuV/m)	Margin (dB)	Remark
1 9340.00	38.90	12.50	38.76	55.67	74.00	18.33	Peak
2 9345.00	38.90	12.50	23.91	40.82	54.00	13.18	Average

Remarks: 1. Emission Level= Antenna Factor + Cable Loss + Reading.
 2. The emission levels that are 20dB below the official limit are not reported.



Audix Technology(Wujiang)Co.,Ltd.
 No.1289,Jiang Xing East Road,The Eastern Part of Wu Jiang
 Economic Development Zone,JiangSu,China
 Tel:(0512)63403993 Fax:(0512)63403993

Site NO. : 3m chamber
 Dis. / Ant. : 3m 3115 (62960)-12-04
 Limit : FCC PART 15 C PK
 Env. / Ins. : 20.6*CS&42%/E4447A
 EUT : TI-nspire CX navigator access point
 M/N : TINAVAP3-2
 Power Rating : DC 5V
 Test Mode : TX 802.11g CH6 2437MHz
 Memo :

Data NO. : 71
 Ant. pol. : HORIZONTAL
 Engineer : Justin

Freq. (MHz)	Ant. Factor (dB/m)	Cable Loss (dB)	Reading (dBuV)	Emission Level (dBuV/m)	Limits (dBuV/m)	Margin (dB)	Remark
110180.00	39.25	13.29	36.74	54.97	74.00	19.03	Peak
210181.00	39.25	13.29	23.30	41.53	54.00	12.47	Average

Remarks: 1. Emission Level= Antenna Factor + Cable Loss + Reading.
 2. The emission levels that are 20dB below the official limit are not reported.



Audix Technology(Wujiang)Co.,Ltd.
 No.1289,Jiang Xing East Road,The Eastern Part of Wu Jiang
 Economic Development Zone,JiangSu,China
 Tel:(0512)63403993 Fax:(0512)63403993

Site NO. : 3m chamber
 Dis. / Ant. : 3m 3115 (62960)-12-04
 Limit : FCC PART 15 C PK
 Env. / Ins. : 20.6*CS&42%/E4447A
 EUT : TI-nspire CX navigator access point
 M/N : TINAVAP3-2
 Power Rating : DC 5V
 Test Mode : TX 802.11g CH6 2437MHz
 Memo :

Data NO. : 72
 Ant. pol. : VERTICAL
 Engineer : Justin

Freq. (MHz)	Ant. Factor (dB/m)	Cable Loss (dB)	Reading (dBuV)	Emission Level (dBuV/m)	Limits (dBuV/m)	Margin (dB)	Remark
1 9290.00	38.90	12.48	23.94	40.81	54.00	13.19	Average
2 9292.00	38.90	12.48	38.35	55.22	74.00	18.78	Peak

Remarks: 1. Emission Level= Antenna Factor + Cable Loss + Reading.
 2. The emission levels that are 20dB below the official limit are not reported.



Audix Technology(Wujiang)Co.,Ltd.
 No.1289,Jiang Xing East Road,The Eastern Part of Wu Jiang
 Economic Development Zone,JiangSu,China
 Tel:(0512)63403993 Fax:(0512)63403993

Site NO. : 3m chamber
 Dis. / Ant. : 3m 3115 (62960)-12-04
 Limit : FCC PART 15 C PK
 Env. / Ins. : 20.6*CS&42%/E4447A
 EUT : TI-nspire CX navigator access point
 M/N : TINAVAP3-2
 Power Rating : DC 5V
 Test Mode : TX 802.11g CH11 2462MHz
 Memo :

Data NO. : 73
 Ant. pol. : HORIZONTAL
 Engineer : Justin

Freq. (MHz)	Ant. Factor (dB/m)	Cable Loss (dB)	Reading (dBuV)	Emission Level (dBuV/m)	Limits (dBuV/m)	Margin (dB)	Remark
1 9520.00	38.91	12.25	37.69	54.40	74.00	19.60	Peak
2 9521.58	38.91	12.32	19.32	36.10	54.00	17.90	Average

Remarks: 1. Emission Level= Antenna Factor + Cable Loss + Reading.
 2. The emission levels that are 20dB below the official limit are not reported.



Audix Technology(Wujiang)Co.,Ltd.
 No.1289,Jiang Xing East Road,The Eastern Part of Wu Jiang
 Economic Development Zone,JiangSu,China
 Tel:(0512)63403993 Fax:(0512)63403993

Site NO. : 3m chamber
 Dis. / Ant. : 3m 3115 (62960)-12-04
 Limit : FCC PART 15 C PK
 Env. / Ins. : 20.6*CS&42%/E4447A
 EUT : TI-nspire CX navigator access point
 M/N : TINAVAP3-2
 Power Rating : DC 5V
 Test Mode : TX 802.11g CH11 2462MHz
 Memo :

Data NO. : 74
 Ant. pol. : VERTICAL
 Engineer : Justin

Freq. (MHz)	Ant. Factor (dB/m)	Cable Loss (dB)	Reading (dBuV)	Emission Level (dBuV/m)	Limits (dBuV/m)	Margin (dB)	Remark
1 9316.00	38.90	12.48	38.40	55.28	74.00	18.72	Peak
2 9316.00	38.90	12.48	24.30	41.18	54.00	12.82	Average

Remarks: 1. Emission Level= Antenna Factor + Cable Loss + Reading.
 2. The emission levels that are 20dB below the official limit are not reported.

4.7.3. Type of Network : IEEE 802.11n HT20



Audix Technology(Wujiang)Co.,Ltd.
 No.1289,Jiang Xing East Road,The Eastern Part of Wu Jiang
 Economic Development Zone,JiangSu,China
 Tel:(0512)63403993 Fax:(0512)63403993

Site NO. : 3m chamber
 Dis. / Ant. : 3m 3115 (62960)-12-04
 Limit : FCC PART 15 C PK
 Env. / Ins. : 20.6*CS&42%/E4447A
 EUT : TI-nspire CX navigator access point
 M/N : TINAVAP3-2
 Power Rating : DC 5V
 Test Mode : TX 802.11nHT20 CH1 2412MHz
 Memo :
 Data NO. : 75
 Ant. pol. : HORIZONTAL
 Engineer : Justin

Freq. (MHz)	Ant. Factor (dB/m)	Cable Loss (dB)	Reading (dBuV)	Emission Level (dBuV/m)	Limits (dBuV/m)	Margin (dB)	Remark
110212.00	39.27	13.63	24.30	42.89	54.00	11.11	Average
210216.00	39.27	13.63	36.20	54.79	74.00	19.21	Peak

Remarks: 1. Emission Level= Antenna Factor + Cable Loss + Reading.
 2. The emission levels that are 20dB below the official limit are not reported.



Audix Technology(Wujiang)Co.,Ltd.
 No.1289,Jiang Xing East Road,The Eastern Part of Wu Jiang
 Economic Development Zone,JiangSu,China
 Tel:(0512)63403993 Fax:(0512)63403993

Site NO. : 3m chamber
 Dis. / Ant. : 3m 3115 (62960)-12-04
 Limit : FCC PART 15 C PK
 Env. / Ins. : 20.6*CS&42%/E4447A
 EUT : TI-nspire CX navigator access point
 M/N : TINAVAP3-2
 Power Rating : DC 5V
 Test Mode : TX 802.11nHT20 CH1 2412MHz
 Memo :
 Data NO. : 76
 Ant. pol. : VERTICAL
 Engineer : Justin

Freq. (MHz)	Ant. Factor (dB/m)	Cable Loss (dB)	Reading (dBuV)	Emission Level (dBuV/m)	Limits (dBuV/m)	Margin (dB)	Remark
110274.00	39.33	13.72	23.59	42.34	54.00	11.66	Average
210276.00	39.33	13.72	36.15	54.90	74.00	19.10	Peak

Remarks: 1. Emission Level= Antenna Factor + Cable Loss + Reading.
 2. The emission levels that are 20dB below the official limit are not reported.



Audix Technology(Wujiang)Co.,Ltd.
 No.1289,Jiang Xing East Road,The Eastern Part of Wu Jiang
 Economic Development Zone,JiangSu,China
 Tel:(0512)63403993 Fax:(0512)63403993

Site NO. : 3m chamber
 Dis. / Ant. : 3m 3115 (62960)-12-04
 Limit : FCC PART 15 C PK
 Env. / Ins. : 20.6°C&42%/E4447A
 EUT : TI-nspire CX navigator access point
 M/N : TINAVAP3-2
 Power Rating : DC 5V
 Test Mode : TX 802.11nHT20 CH6 2437MHz
 Memo :

Data NO. : 77
 Ant. pol. : HORIZONTAL
 Engineer : Justin

Freq. (MHz)	Ant. Factor (dB/m)	Cable Loss (dB)	Reading (dBuV)	Emission Level (dBuV/m)	Limits (dBuV/m)	Margin (dB)	Remark
110191.00	39.26	13.63	22.90	41.48	54.00	12.52	Average
210192.00	39.26	13.63	36.96	55.54	74.00	18.46	Peak

Remarks: 1. Emission Level= Antenna Factor + Cable Loss + Reading.
 2. The emission levels that are 20dB below the official limit are not reported.



Audix Technology(Wujiang)Co.,Ltd.
 No.1289,Jiang Xing East Road,The Eastern Part of Wu Jiang
 Economic Development Zone,JiangSu,China
 Tel:(0512)63403993 Fax:(0512)63403993

Site NO. : 3m chamber
 Dis. / Ant. : 3m 3115 (62960)-12-04
 Limit : FCC PART 15 C PK
 Env. / Ins. : 20.6°C&42%/E4447A
 EUT : TI-nspire CX navigator access point
 M/N : TINAVAP3-2
 Power Rating : DC 5V
 Test Mode : TX 802.11nHT20 CH6 2437MHz
 Memo :

Data NO. : 78
 Ant. pol. : VERTICAL
 Engineer : Justin

Freq. (MHz)	Ant. Factor (dB/m)	Cable Loss (dB)	Reading (dBuV)	Emission Level (dBuV/m)	Limits (dBuV/m)	Margin (dB)	Remark
110936.00	39.33	14.57	35.55	55.19	74.00	18.81	Peak
210938.00	39.32	14.57	22.80	42.43	54.00	11.57	Average

Remarks: 1. Emission Level= Antenna Factor + Cable Loss + Reading.
 2. The emission levels that are 20dB below the official limit are not reported.



Audix Technology(Wujiang)Co.,Ltd.
 No.1289,Jiang Xing East Road,The Eastern Part of Wu Jiang
 Economic Development Zone,JiangSu,China
 Tel:(0512) 63403993 Fax:(0512) 63403993

Site NO. : 3m chamber
 Dis. / Ant. : 3m 3115 (62960)-12-04
 Limit : FCC PART 15 C PK
 Env. / Ins. : 20.6°C&42%/E4447A
 EUT : TI-nspire CX navigator access point
 M/N : TINAVAP3-2
 Power Rating : DC 5V
 Test Mode : TX 802.11nHT20 CH11 2462MHz
 Memo :

Data NO. : 79
 Ant. pol. : HORIZONTAL
 Engineer : Justin

Freq. (MHz)	Ant. Factor (dB/m)	Cable Loss (dB)	Reading (dBuV)	Emission Level (dBuV/m)	Limits (dBuV/m)	Margin (dB)	Remark
110911.00	39.33	14.21	23.60	42.88	54.00	11.12	Average
210912.00	39.33	14.21	35.84	55.12	74.00	18.88	Peak

Remarks: 1. Emission Level= Antenna Factor + Cable Loss + Reading.
 2. The emission levels that are 20dB below the official limit are not reported.



Audix Technology(Wujiang)Co.,Ltd.
 No.1289,Jiang Xing East Road,The Eastern Part of Wu Jiang
 Economic Development Zone,JiangSu,China
 Tel:(0512) 63403993 Fax:(0512) 63403993

Site NO. : 3m chamber
 Dis. / Ant. : 3m 3115 (62960)-12-04
 Limit : FCC PART 15 C PK
 Env. / Ins. : 20.6°C&42%/E4447A
 EUT : TI-nspire CX navigator access point
 M/N : TINAVAP3-2
 Power Rating : DC 5V
 Test Mode : TX 802.11nHT20 CH11 2462MHz
 Memo :

Data NO. : 80
 Ant. pol. : VERTICAL
 Engineer : Justin

Freq. (MHz)	Ant. Factor (dB/m)	Cable Loss (dB)	Reading (dBuV)	Emission Level (dBuV/m)	Limits (dBuV/m)	Margin (dB)	Remark
110370.00	39.39	14.11	23.90	43.10	54.00	10.90	Average
210372.00	39.39	14.11	35.86	55.06	74.00	18.94	Peak

Remarks: 1. Emission Level= Antenna Factor + Cable Loss + Reading.
 2. The emission levels that are 20dB below the official limit are not reported.



Audix Technology(Wujiang)Co.,Ltd.
 No.1289,Jiang Xing East Road,The Eastern Part of Wu Jiang
 Economic Development Zone,JiangSu,China
 Tel:(0512)63403993 Fax:(0512)63403993

Site NO. : 3m chamber
 Dis. / Ant. : 3m 3115 (62960)-12-04
 Limit : FCC PART 15 C PK
 Env. / Ins. : 20.6*CS&42%/E4447A
 EUT : TI-nspire CX navigator access point
 M/N : TINAVAP3-2
 Power Rating : DC 5V
 Test Mode : TX 802.11nHT20 CH149 5745MHz
 Memo :

Data NO. : 87
 Ant. pol. : HORIZONTAL
 Engineer : Justin

Freq. (MHz)	Ant. Factor (dB/m)	Cable Loss (dB)	Reading (dBuV)	Emission Level (dBuV/m)	Limits (dBuV/m)	Margin (dB)	Remark
110180.00	39.25	13.29	36.74	54.97	74.00	19.03	Peak
210180.00	39.25	13.29	24.10	42.33	54.00	11.67	Average

Remarks: 1. Emission Level= Antenna Factor + Cable Loss + Reading.
 2. The emission levels that are 20dB below the official limit are not reported.



Audix Technology(Wujiang)Co.,Ltd.
 No.1289,Jiang Xing East Road,The Eastern Part of Wu Jiang
 Economic Development Zone,JiangSu,China
 Tel:(0512)63403993 Fax:(0512)63403993

Site NO. : 3m chamber
 Dis. / Ant. : 3m 3115 (62960)-12-04
 Limit : FCC PART 15 C PK
 Env. / Ins. : 20.6*CS&42%/E4447A
 EUT : TI-nspire CX navigator access point
 M/N : TINAVAP3-2
 Power Rating : DC 5V
 Test Mode : TX 802.11nHT20 CH149 5745MHz
 Memo :

Data NO. : 88
 Ant. pol. : VERTICAL
 Engineer : Justin

Freq. (MHz)	Ant. Factor (dB/m)	Cable Loss (dB)	Reading (dBuV)	Emission Level (dBuV/m)	Limits (dBuV/m)	Margin (dB)	Remark
110276.00	39.33	13.72	36.09	54.84	74.00	19.16	Peak
210276.00	39.33	13.72	23.89	42.64	54.00	11.36	Average

Remarks: 1. Emission Level= Antenna Factor + Cable Loss + Reading.
 2. The emission levels that are 20dB below the official limit are not reported.



Audix Technology(Wujiang)Co.,Ltd.
 No.1289,Jiang Xing East Road,The Eastern Part of Wu Jiang
 Economic Development Zone,JiangSu,China
 Tel:(0512)63403993 Fax:(0512)63403993

Site NO. : 3m chamber
 Dis. / Ant. : 3m 3115 (62960)-12-04
 Limit : FCC PART 15 C PK
 Env. / Ins. : 20.6*CS&42%/E4447A
 EUT : TI-nspire CX navigator access point
 M/N : TINAVAP3-2
 Power Rating : DC 5V
 Test Mode : TX 802.11nHT20 CH157 5785MHz
 Memo :

Data NO. : 89
 Ant. pol. : HORIZONTAL
 Engineer : Justin

Freq. (MHz)	Ant. Factor (dB/m)	Cable Loss (dB)	Reading (dBuV)	Emission Level (dBuV/m)	Limits (dBuV/m)	Margin (dB)	Remark
1 9468.00	38.90	12.32	24.30	41.06	54.00	12.94	Average
2 9472.00	38.90	12.32	38.14	54.90	74.00	19.10	Peak

Remarks: 1. Emission Level= Antenna Factor + Cable Loss + Reading.
 2. The emission levels that are 20dB below the official limit are not reported.



Audix Technology(Wujiang)Co.,Ltd.
 No.1289,Jiang Xing East Road,The Eastern Part of Wu Jiang
 Economic Development Zone,JiangSu,China
 Tel:(0512)63403993 Fax:(0512)63403993

Site NO. : 3m chamber
 Dis. / Ant. : 3m 3115 (62960)-12-04
 Limit : FCC PART 15 C PK
 Env. / Ins. : 20.6*CS&42%/E4447A
 EUT : TI-nspire CX navigator access point
 M/N : TINAVAP3-2
 Power Rating : DC 5V
 Test Mode : TX 802.11nHT20 CH157 5785MHz
 Memo :

Data NO. : 90
 Ant. pol. : VERTICAL
 Engineer : Justin

Freq. (MHz)	Ant. Factor (dB/m)	Cable Loss (dB)	Reading (dBuV)	Emission Level (dBuV/m)	Limits (dBuV/m)	Margin (dB)	Remark
110331.00	39.37	13.91	23.60	42.58	54.00	11.42	Average
210336.00	39.37	13.91	36.54	55.52	74.00	18.48	Peak

Remarks: 1. Emission Level= Antenna Factor + Cable Loss + Reading.
 2. The emission levels that are 20dB below the official limit are not reported.



Audix Technology(Wujiang)Co.,Ltd.
 No.1289,Jiang Xing East Road,The Eastern Part of Wu Jiang
 Economic Development Zone,JiangSu,China
 Tel:(0512) 63403993 Fax:(0512) 63403993

Site NO. : 3m chamber
 Dis. / Ant. : 3m 3115 (62960)-12-04
 Limit : FCC PART 15 C PK
 Env. / Ins. : 20.6°C&42%/E4447A
 EUT : TI-nspire CX navigator access point
 M/N : TINAVAP3-2
 Power Rating : DC 5V
 Test Mode : TX 802.11nHT20 CH165 5825MHz
 Memo :

Data NO. : 91
 Ant. pol. : HORIZONTAL
 Engineer : Justin

Freq. (MHz)	Ant. Factor (dB/m)	Cable Loss (dB)	Reading (dBuV)	Emission Level (dBuV/m)	Limits (dBuV/m)	Margin (dB)	Remark
111632.00	39.28	15.22	34.33	54.65	74.00	19.35	Peak
211646.00	39.25	15.22	27.12	47.41	54.00	6.59	Average

Remarks: 1. Emission Level= Antenna Factor + Cable Loss + Reading.
 2. The emission levels that are 20dB below the official limit are not reported.



Audix Technology(Wujiang)Co.,Ltd.
 No.1289,Jiang Xing East Road,The Eastern Part of Wu Jiang
 Economic Development Zone,JiangSu,China
 Tel:(0512) 63403993 Fax:(0512) 63403993

Site NO. : 3m chamber
 Dis. / Ant. : 3m 3115 (62960)-12-04
 Limit : FCC PART 15 C PK
 Env. / Ins. : 20.6°C&42%/E4447A
 EUT : TI-nspire CX navigator access point
 M/N : TINAVAP3-2
 Power Rating : DC 5V
 Test Mode : TX 802.11nHT20 CH165 5825MHz
 Memo :

Data NO. : 92
 Ant. pol. : VERTICAL
 Engineer : Justin

Freq. (MHz)	Ant. Factor (dB/m)	Cable Loss (dB)	Reading (dBuV)	Emission Level (dBuV/m)	Limits (dBuV/m)	Margin (dB)	Remark
111632.00	39.28	15.22	40.41	60.73	74.00	13.27	Peak
211650.00	39.25	15.22	32.56	52.86	54.00	1.14	Average

Remarks: 1. Emission Level= Antenna Factor + Cable Loss + Reading.
 2. The emission levels that are 20dB below the official limit are not reported.

4.7.4. Type of Network : IEEE 802.11a



Audix Technology(Wujiang)Co.,Ltd.
 No.1289,Jiang Xing East Road,The Eastern Part of Wu Jiang
 Economic Development Zone,JiangSu,China
 Tel:(0512)63403993 Fax:(0512)63403993

Site NO. : 3m chamber
 Dis. / Ant. : 3m 3115 (62960)-12-04
 Limit : FCC PART 15 C PK
 Env. / Ins. : 20.6*CS&42%/E4447A
 EUT : TI-nspire CX navigator access point
 M/N : TINAVAP3-2
 Power Rating : DC 5V
 Test Mode : TX 802.11a CH149 5745MHz
 Memo :

Data NO. : 81
 Ant. pol. : HORIZONTAL
 Engineer : Justin

Freq. (MHz)	Ant. Factor (dB/m)	Cable Loss (dB)	Reading (dBuV)	Emission Level (dBuV/m)	Limits (dBuV/m)	Margin (dB)	Remark
111308.00	39.42	14.01	23.60	42.81	54.00	11.19	Average
211320.00	39.43	14.72	35.00	54.93	74.00	19.07	Peak

Remarks: 1. Emission Level= Antenna Factor + Cable Loss + Reading.
 2. The emission levels that are 20dB below the official limit are not reported.



Audix Technology(Wujiang)Co.,Ltd.
 No.1289,Jiang Xing East Road,The Eastern Part of Wu Jiang
 Economic Development Zone,JiangSu,China
 Tel:(0512)63403993 Fax:(0512)63403993

Site NO. : 3m chamber
 Dis. / Ant. : 3m 3115 (62960)-12-04
 Limit : FCC PART 15 C PK
 Env. / Ins. : 20.6*CS&42%/E4447A
 EUT : TI-nspire CX navigator access point
 M/N : TINAVAP3-2
 Power Rating : DC 5V
 Test Mode : TX 802.11a CH149 5745MHz
 Memo :

Data NO. : 82
 Ant. pol. : VERTICAL
 Engineer : Justin

Freq. (MHz)	Ant. Factor (dB/m)	Cable Loss (dB)	Reading (dBuV)	Emission Level (dBuV/m)	Limits (dBuV/m)	Margin (dB)	Remark
110189.00	39.26	13.63	24.10	42.68	54.00	11.32	Average
210192.00	39.26	13.63	36.54	55.12	74.00	18.88	Peak

Remarks: 1. Emission Level= Antenna Factor + Cable Loss + Reading.
 2. The emission levels that are 20dB below the official limit are not reported.



Audix Technology(Wujiang)Co.,Ltd.
 No.1289,Jiang Xing East Road,The Eastern Part of Wu Jiang
 Economic Development Zone,JiangSu,China
 Tel:(0512) 63403993 Fax:(0512) 63403993

Site NO. : 3m chamber
 Dis. / Ant. : 3m 3115 (62960)-12-04
 Limit : FCC PART 15 C PK
 Env. / Ins. : 20.6*CS&42%/E4447A
 EUT : TI-nspire CX navigator access point
 M/N : TINAVAP3-2
 Power Rating : DC 5V
 Test Mode : TX 802.11a CH157 5785MHz
 Memo :
 Data NO. : 83
 Ant. pol. : HORIZONTAL
 Engineer : Justin

Freq. (MHz)	Ant. Factor (dB/m)	Cable Loss (dB)	Reading (dBuV)	Emission Level (dBuV/m)	Limits (dBuV/m)	Margin (dB)	Remark
110189.00	39.26	13.63	23.60	42.18	54.00	11.82	Average
210192.00	39.26	13.63	36.31	54.89	74.00	19.11	Peak

Remarks: 1. Emission Level= Antenna Factor + Cable Loss + Reading.
 2. The emission levels that are 20dB below the official limit are not reported.



Audix Technology(Wujiang)Co.,Ltd.
 No.1289,Jiang Xing East Road,The Eastern Part of Wu Jiang
 Economic Development Zone,JiangSu,China
 Tel:(0512) 63403993 Fax:(0512) 63403993

Site NO. : 3m chamber
 Dis. / Ant. : 3m 3115 (62960)-12-04
 Limit : FCC PART 15 C PK
 Env. / Ins. : 20.6*CS&42%/E4447A
 EUT : TI-nspire CX navigator access point
 M/N : TINAVAP3-2
 Power Rating : DC 5V
 Test Mode : TX 802.11a CH157 5785MHz
 Memo :
 Data NO. : 84
 Ant. pol. : VERTICAL
 Engineer : Justin

Freq. (MHz)	Ant. Factor (dB/m)	Cable Loss (dB)	Reading (dBuV)	Emission Level (dBuV/m)	Limits (dBuV/m)	Margin (dB)	Remark
110311.00	39.35	13.91	23.81	42.77	54.00	11.23	Average
210312.00	39.35	13.91	36.10	55.06	74.00	18.94	Peak

Remarks: 1. Emission Level= Antenna Factor + Cable Loss + Reading.
 2. The emission levels that are 20dB below the official limit are not reported.



Audix Technology(Wujiang)Co.,Ltd.
 No.1289,Jiang Xing East Road,The Eastern Part of Wu Jiang
 Economic Development Zone,JiangSu,China
 Tel:(0512)63403993 Fax:(0512)63403993

Site NO. : 3m chamber
 Dis. / Ant. : 3m 3115 (62960)-12-04
 Limit : FCC PART 15 C PK
 Env. / Ins. : 20.6°C&42%/E4447A
 EUT : TI-nspire CX navigator access point
 M/N : TINAVAP3-2
 Power Rating : DC 5V
 Test Mode : TX 802.11a CH165 5825MHz
 Memo :

Data NO. : 85
 Ant. pol. : HORIZONTAL
 Engineer : Justin

Freq. (MHz)	Ant. Factor (dB/m)	Cable Loss (dB)	Reading (dBuV)	Emission Level (dBuV/m)	Limits (dBuV/m)	Margin (dB)	Remark
110350.00	39.38	14.11	22.78	41.97	54.00	12.03	Average
210360.00	39.39	14.11	36.88	56.08	74.00	17.92	Peak

Remarks: 1. Emission Level= Antenna Factor + Cable Loss + Reading.
 2. The emission levels that are 20dB below the official limit are not reported.



Audix Technology(Wujiang)Co.,Ltd.
 No.1289,Jiang Xing East Road,The Eastern Part of Wu Jiang
 Economic Development Zone,JiangSu,China
 Tel:(0512)63403993 Fax:(0512)63403993

Site NO. : 3m chamber
 Dis. / Ant. : 3m 3115 (62960)-12-04
 Limit : FCC PART 15 C PK
 Env. / Ins. : 20.6°C&42%/E4447A
 EUT : TI-nspire CX navigator access point
 M/N : TINAVAP3-2
 Power Rating : DC 5V
 Test Mode : TX 802.11a CH165 5825MHz
 Memo :

Data NO. : 86
 Ant. pol. : VERTICAL
 Engineer : Justin

Freq. (MHz)	Ant. Factor (dB/m)	Cable Loss (dB)	Reading (dBuV)	Emission Level (dBuV/m)	Limits (dBuV/m)	Margin (dB)	Remark
111649.90	39.25	15.22	29.94	50.24	54.00	3.76	Average
211656.00	39.22	15.22	36.86	57.13	74.00	16.87	Peak

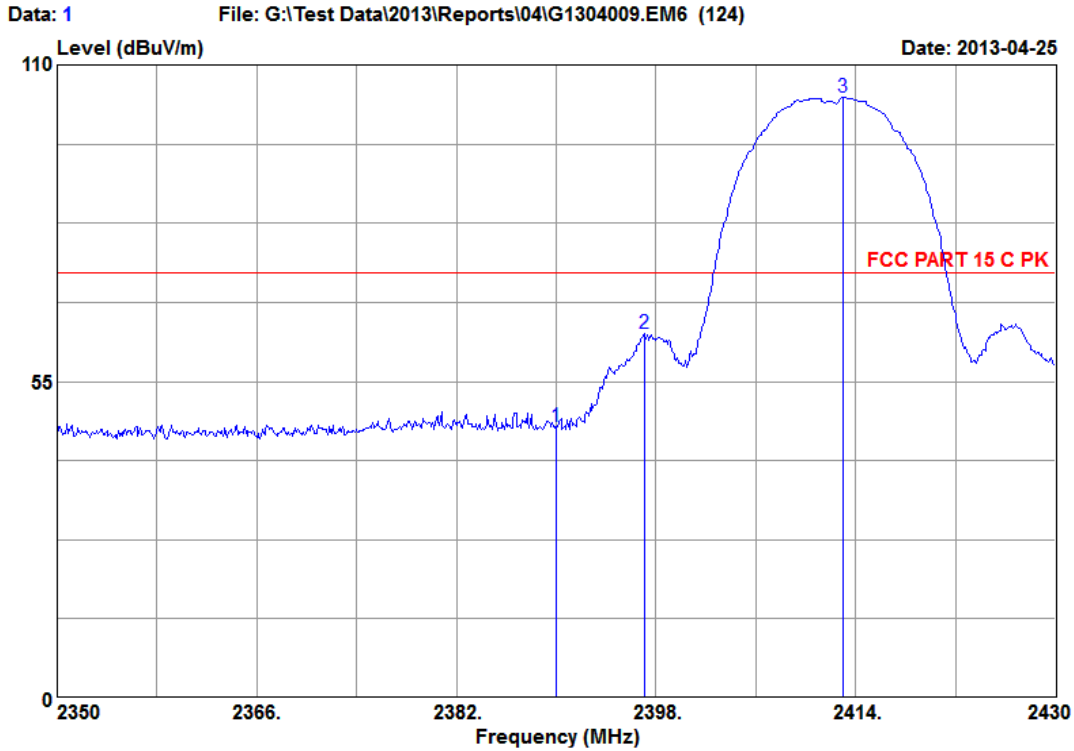
Remarks: 1. Emission Level= Antenna Factor + Cable Loss + Reading.
 2. The emission levels that are 20dB below the official limit are not reported.

4.8. Spurious Emission Measurement Results in Band Edge Emission (FCC Part 15, 15.205)

4.8.1. IEEE 802.11b



Audix Technology(Wujiang)Co.,Ltd.
 No.1289,Jiang Xing East Road,The Eastern Part of Wu Jiang
 Economic Development Zone,Jiangsu,China
 Tel:(0512)63403993 Fax:(0512)63403993



Site NO. : 3m chamber
 Dis. / Ant. : 3m 3115 (62960)-12-04
 Limit : FCC PART 15 C PK
 Env. / Ins. : 20.6*CS&42%/ESCI
 EUT : TI-nspire CX navigator access point
 M/N : TINAVAP3-2
 Power Rating : DC 5V
 Test Mode : TX 802.11b CH1 2412MHz
 Memo :
 Data NO. : 1
 Ant. pol. : HORIZONTAL
 Engineer : Justin

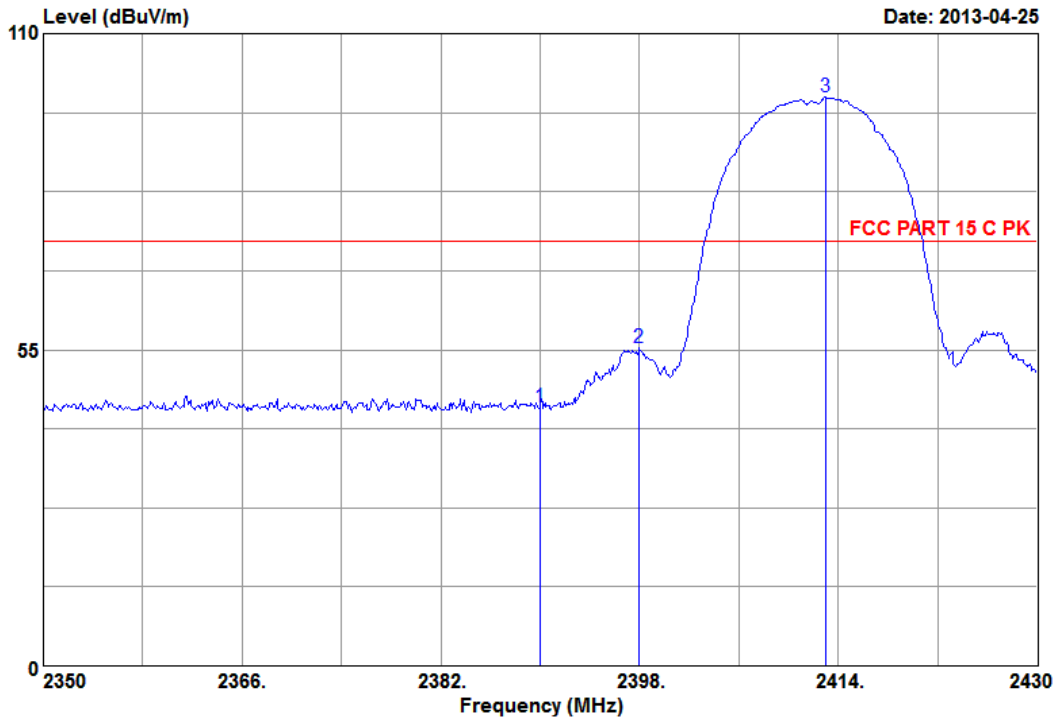
	Freq. (MHz)	Ant. Factor (dB/m)	Cable Loss (dB)	Reading (dBuV)	Emission Level (dBuV/m)	Limits (dBuV/m)	Margin (dB)	Remark
1	2390.00	28.20	5.92	48.11	47.16	74.00	26.84	Peak
2	2397.04	28.20	5.92	64.21	63.26	74.00	10.74	Peak
3	2413.04	28.19	5.92	105.29	104.33	74.00	-30.33	Peak

Remarks: 1. Emission Level= Antenna Factor + Cable Loss + Reading.
 2. The emission levels that are 20dB below the official limit are not reported.



Audix Technology(Wujiang)Co.,Ltd.
 No.1289,Jiang Xing East Road,The Eastern Part of Wu Jiang
 Economic Development Zone,JiangSu,China
 Tel:(0512) 63403993 Fax:(0512) 63403993

Data: 2 File: G:\Test Data\2013\Reports\04\G1304009.EM6 (124)



Site NO.	: 3m chamber	Data NO.	: 2
Dis. / Ant.	: 3m 3115 (62960)-12-04	Ant. pol.	: VERTICAL
Limit	: FCC PART 15 C PK	Engineer	: Justin
Env. / Ins.	: 20.6*CS&42%/ESCI		
EUT	: TI-nspire CX navigator access point		
M/N	: TINAVAP3-2		
Power Rating	: DC 5V		
Test Mode	: TX 802.11b CH1 2412MHz		
Memo	:		

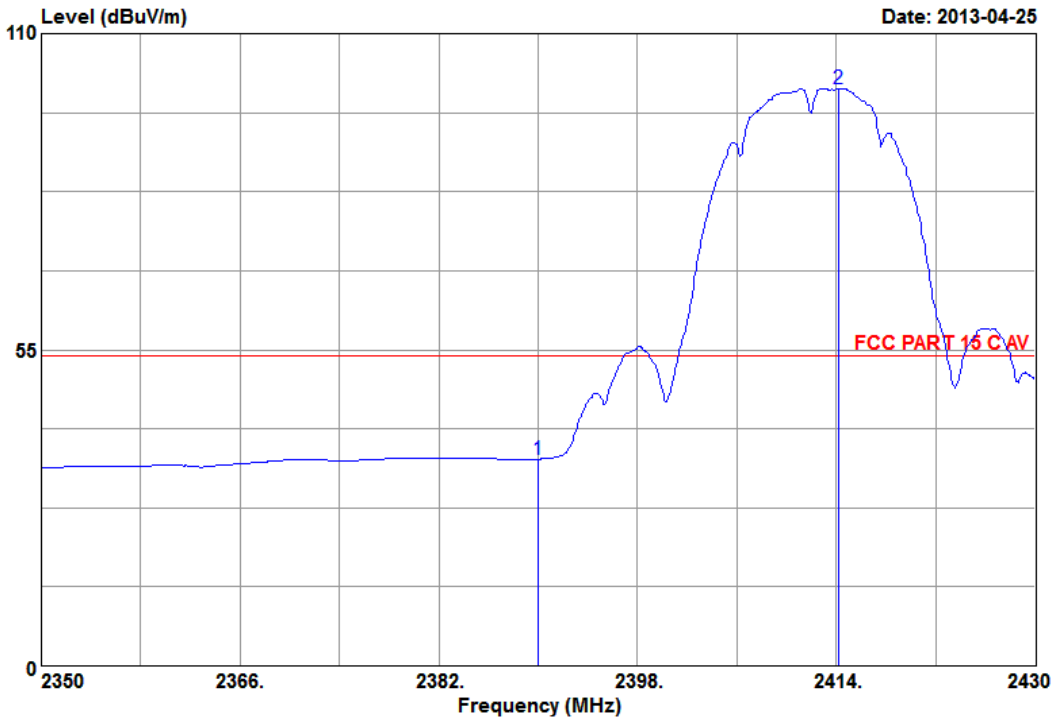
	Freq. (MHz)	Ant. Factor (dB/m)	Cable Loss (dB)	Reading (dBuV)	Emission Level (dBuV/m)	Limits (dBuV/m)	Margin (dB)	Remark
1	2390.00	28.20	5.92	45.95	45.00	74.00	29.00	Peak
2	2398.00	28.20	5.92	56.31	55.36	74.00	18.64	Peak
3	2413.04	28.19	5.92	99.86	98.90	74.00	-24.90	Peak

Remarks: 1. Emission Level= Antenna Factor + Cable Loss + Reading.
 2. The emission levels that are 20dB below the official limit are not reported.



Audix Technology(Wujiang)Co.,Ltd.
 No.1289,Jiang Xing East Road,The Eastern Part of Wu Jiang
 Economic Development Zone,JiangSu,China
 Tel:(0512) 63403993 Fax:(0512) 63403993

Data: 3 File: G:\Test Data\2013\Reports\04\G1304009.EM6 (124)



Site NO. : 3m chamber	Data NO. : 3
Dis. / Ant. : 3m 3115 (62960)-12-04	Ant. pol. : HORIZONTAL
Limit : FCC PART 15 C AV	Engineer : Justin
Env. / Ins. : 20.6°C&42%/ESCI	
EUT : TI-nspire CX navigator access point	
M/N : TINAVAP3-2	
Power Rating : DC 5V	
Test Mode : TX 802.11b CH1 2412MHz	
Memo :	

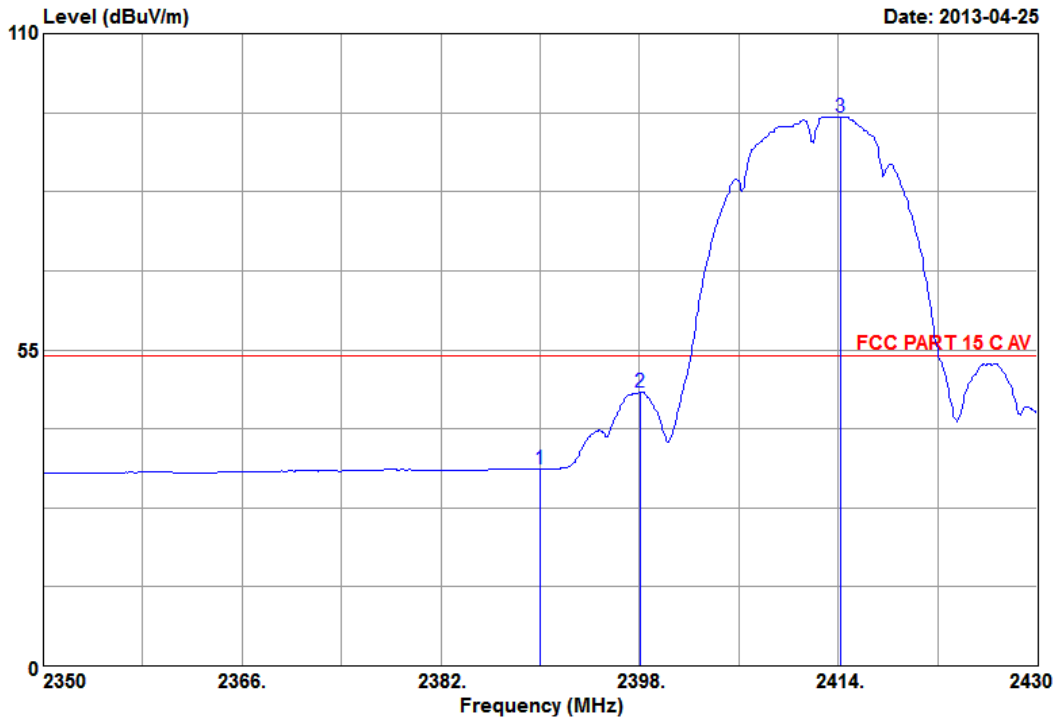
Freq. (MHz)	Ant. Factor (dB/m)	Cable Loss (dB)	Reading (dBuV)	Emission Level (dBuV/m)	Limits (dBuV/m)	Margin (dB)	Remark
1 2390.00	28.20	5.92	36.89	35.94	54.00	18.06	Average
2 2414.24	28.19	5.92	101.42	100.46	54.00	-46.46	Average

Remarks: 1. Emission Level= Antenna Factor + Cable Loss + Reading.
 2. The emission levels that are 20dB below the official limit are not reported.



Audix Technology(Wujiang)Co.,Ltd.
 No.1289,Jiang Xing East Road,The Eastern Part of Wu Jiang
 Economic Development Zone,JiangSu,China
 Tel:(0512) 63403993 Fax:(0512) 63403993

Data: 4 File: G:\Test Data\2013\Reports\04\G1304009.EM6 (124)



Site NO.	: 3m chamber	Data NO.	: 4
Dis. / Ant.	: 3m 3115 (62960)-12-04	Ant. pol.	: VERTICAL
Limit	: FCC PART 15 C AV	Engineer	: Justin
Env. / Ins.	: 20.6°C&42%/ESCI		
EUT	: TI-nspire CX navigator access point		
M/N	: TINAVAP3-2		
Power Rating	: DC 5V		
Test Mode	: TX 802.11b CH1 2412MHz		
Memo	:		

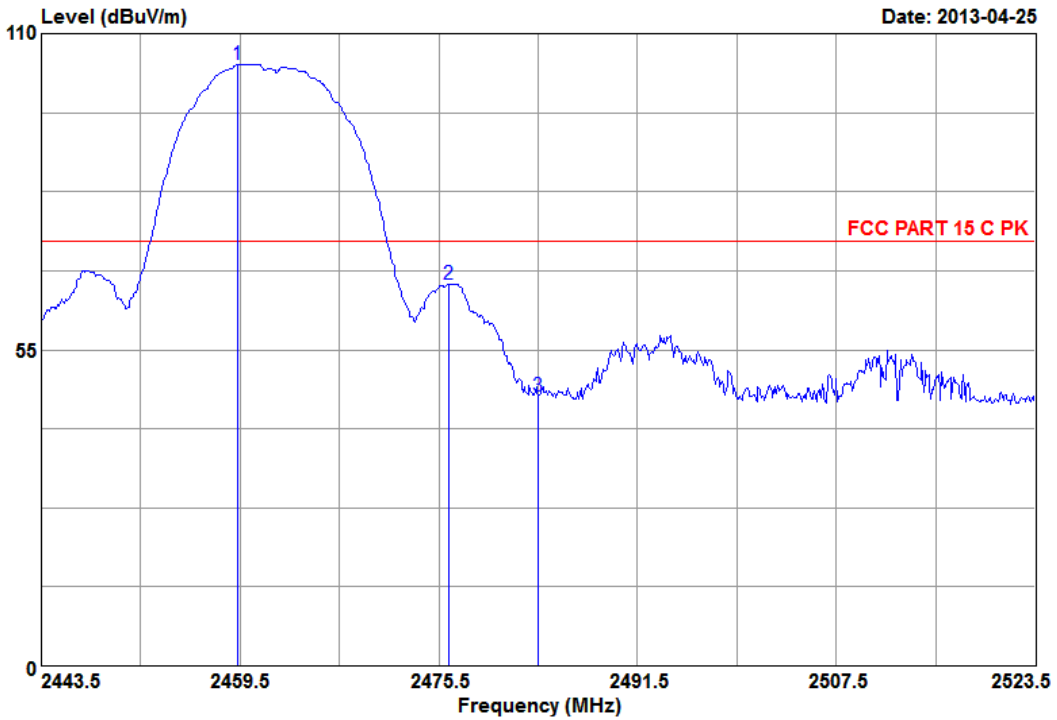
Freq. (MHz)	Ant. Factor (dB/m)	Cable Loss (dB)	Reading (dBuV)	Emission Level (dBuV/m)	Limits (dBuV/m)	Margin (dB)	Remark
1 2390.00	28.20	5.92	35.21	34.26	54.00	19.74	Average
2 2398.08	28.20	5.92	48.66	47.71	54.00	6.29	Average
3 2414.24	28.19	5.92	96.55	95.59	54.00	-41.59	Average

Remarks: 1. Emission Level= Antenna Factor + Cable Loss + Reading.
 2. The emission levels that are 20dB below the official limit are not reported.



Audix Technology(Wujiang)Co.,Ltd.
 No.1289,Jiang Xing East Road,The Eastern Part of Wu Jiang
 Economic Development Zone,JiangSu,China
 Tel:(0512) 63403993 Fax:(0512) 63403993

Data: 5 File: G:\Test Data\2013\Reports\04\G1304009.EM6 (124)



Site NO. : 3m chamber	Data NO. : 5
Dis. / Ant. : 3m 3115 (62960)-12-04	Ant. pol. : HORIZONTAL
Limit : FCC PART 15 C PK	Engineer : Justin
Env. / Ins. : 20.6*C&42%/ESCI	
EUT : TI-nspire CX navigator access point	
M/N : TINAVAP3-2	
Power Rating : DC 5V	
Test Mode : TX 802.11b CH11 2462MHz	
Memo :	

	Freq. (MHz)	Ant. Factor (dB/m)	Cable Loss (dB)	Reading (dBuV)	Emission Level (dBuV/m)	Limits (dBuV/m)	Margin (dB)	Remark
1	2459.34	28.13	6.11	105.52	104.70	74.00	-30.70	Peak
2	2476.30	28.12	6.29	67.14	66.49	74.00	7.51	Peak
3	2483.50	28.12	6.29	47.68	47.03	74.00	26.97	Peak

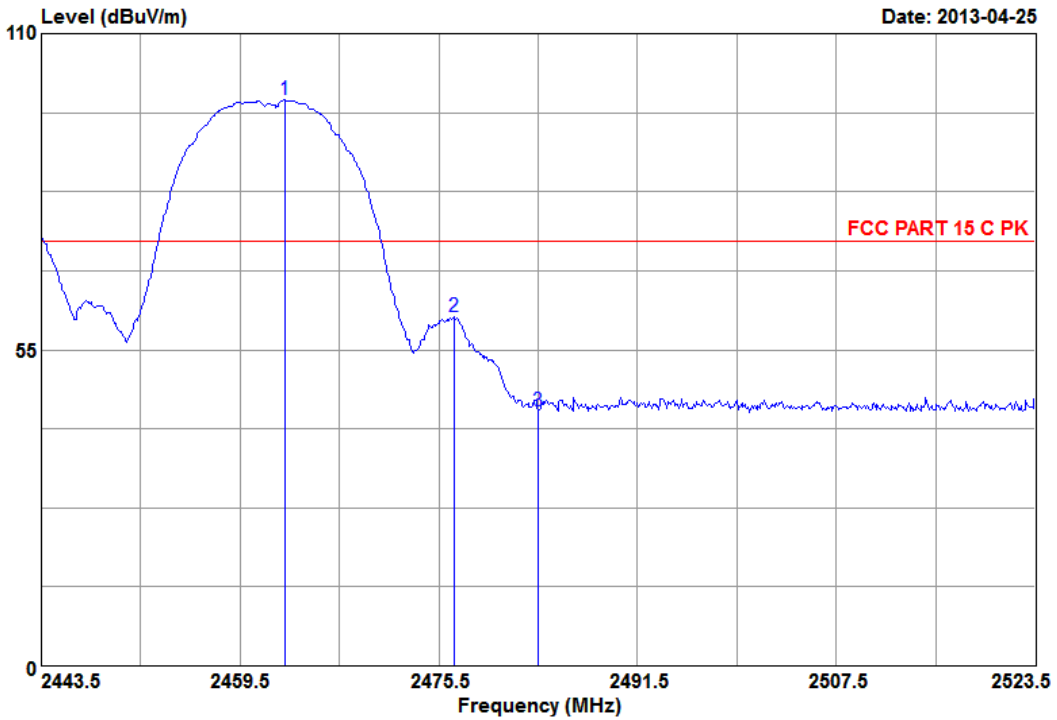
Remarks: 1. Emission Level= Antenna Factor + Cable Loss + Reading.
 2. The emission levels that are 20dB below the official limit are not reported.



Audix Technology(Wujiang)Co.,Ltd.
 No.1289,Jiang Xing East Road,The Eastern Part of Wu Jiang
 Economic Development Zone,JiangSu,China
 Tel:(0512) 63403993 Fax:(0512) 63403993

Data: 6 File: G:\Test Data\2013\Reports\04\G1304009.EM6 (124)

Date: 2013-04-25



Site NO. : 3m chamber
 Dis. / Ant. : 3m 3115 (62960)-12-04
 Limit : FCC PART 15 C PK
 Env. / Ins. : 20.6*CS&42%/ESCI
 EUT : TI-nspire CX navigator access point
 M/N : TINAVAP3-2
 Power Rating : DC 5V
 Test Mode : TX 802.11b CH11 2462MHz
 Memo :
 Data NO. : 6
 Ant. pol. : VERTICAL
 Engineer : Justin

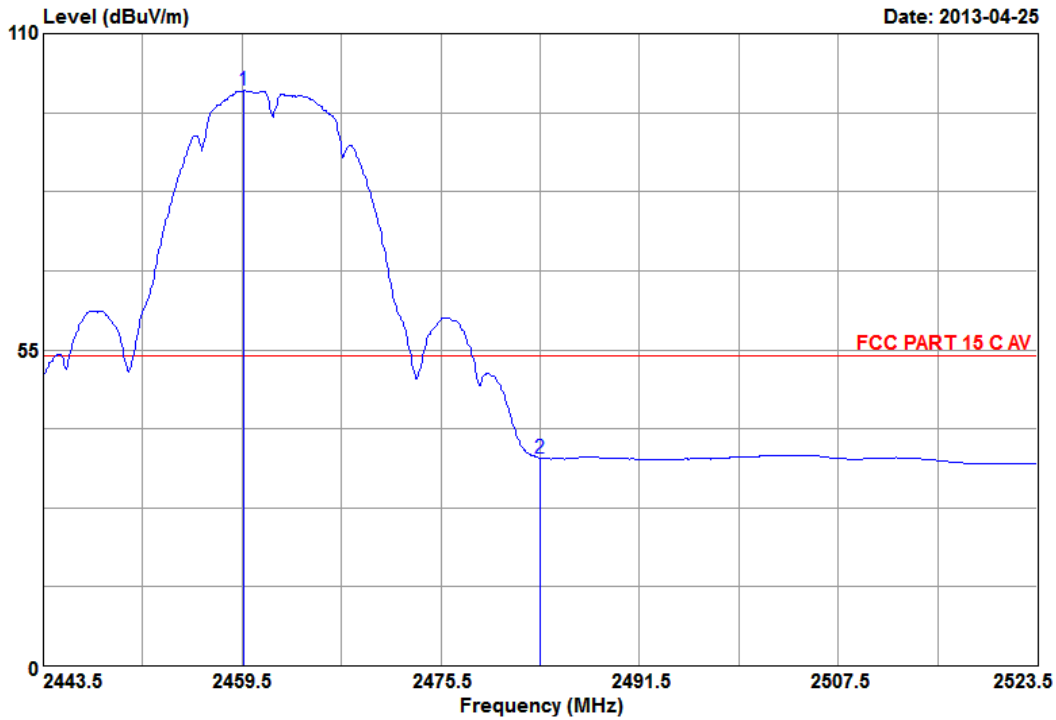
Freq. (MHz)	Ant. Factor (dB/m)	Cable Loss (dB)	Reading (dBuV)	Emission Level (dBuV/m)	Limits (dBuV/m)	Margin (dB)	Remark
1 2463.10	28.13	6.29	99.06	98.42	74.00	-24.42	Peak
2 2476.70	28.12	6.29	61.32	60.67	74.00	13.33	Peak
3 2483.50	28.12	6.29	45.03	44.38	74.00	29.62	Peak

Remarks: 1. Emission Level= Antenna Factor + Cable Loss + Reading.
 2. The emission levels that are 20dB below the official limit are not reported.



Audix Technology(Wujiang)Co.,Ltd.
 No.1289,Jiang Xing East Road,The Eastern Part of Wu Jiang
 Economic Development Zone,JiangSu,China
 Tel:(0512) 63403993 Fax:(0512) 63403993

Data: 7 File: G:\Test Data\2013\Reports\04\G1304009.EM6 (124)



Site NO.	: 3m chamber	Data NO.	: 7
Dis. / Ant.	: 3m 3115 (62960)-12-04	Ant. pol.	: HORIZONTAL
Limit	: FCC PART 15 C AV	Engineer	: Justin
Env. / Ins.	: 20.6°C&42%/ESCI		
EUT	: TI-nspire CX navigator access point		
M/N	: TINAVAP3-2		
Power Rating	: DC 5V		
Test Mode	: TX 802.11b CH11 2462MHz		
Memo	:		

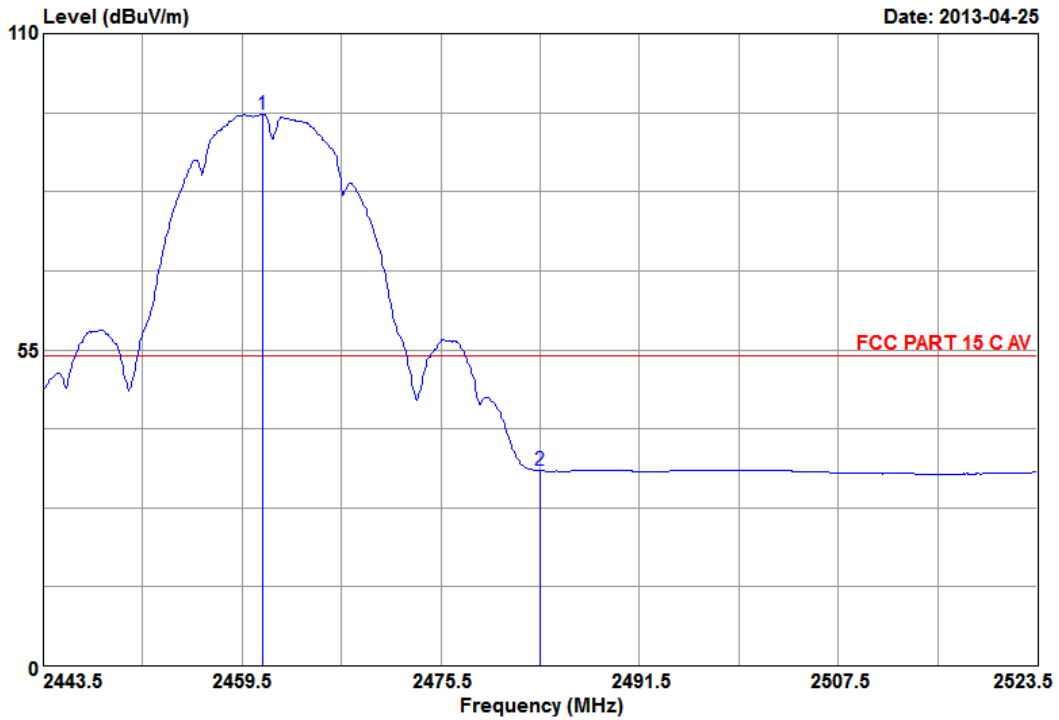
Freq. (MHz)	Ant. Factor (dB/m)	Cable Loss (dB)	Reading (dBuV)	Emission Level (dBuV/m)	Limits (dBuV/m)	Margin (dB)	Remark
1 2459.58	28.13	6.11	100.87	100.05	54.00	-46.05	Average
2 2483.50	28.12	6.29	36.81	36.16	54.00	17.84	Average

Remarks: 1. Emission Level= Antenna Factor + Cable Loss + Reading.
 2. The emission levels that are 20dB below the official limit are not reported.



Audix Technology(Wujiang)Co.,Ltd.
 No.1289,Jiang Xing East Road,The Eastern Part of Wu Jiang
 Economic Development Zone,JiangSu,China
 Tel:(0512) 63403993 Fax:(0512) 63403993

Data: 8 File: G:\Test Data\2013\Reports\04\G1304009.EM6 (124)



Site NO. : 3m chamber	Data NO. : 8
Dis. / Ant. : 3m 3115 (62960)-12-04	Ant. pol. : VERTICAL
Limit : FCC PART 15 C AV	Engineer : Justin
Env. / Ins. : 20.6°C&42%/ESCI	
EUT : TI-nspire CX navigator access point	
M/N : TINAVAP3-2	
Power Rating : DC 5V	
Test Mode : TX 802.11b CH11 2462MHz	
Memo :	

Freq. (MHz)	Ant. Factor (dB/m)	Cable Loss (dB)	Reading (dBuV)	Emission Level (dBuV/m)	Limits (dBuV/m)	Margin (dB)	Remark
1 2461.18	28.13	6.11	96.87	96.05	54.00	-42.05	Average
2 2483.50	28.12	6.29	34.61	33.96	54.00	20.04	Average

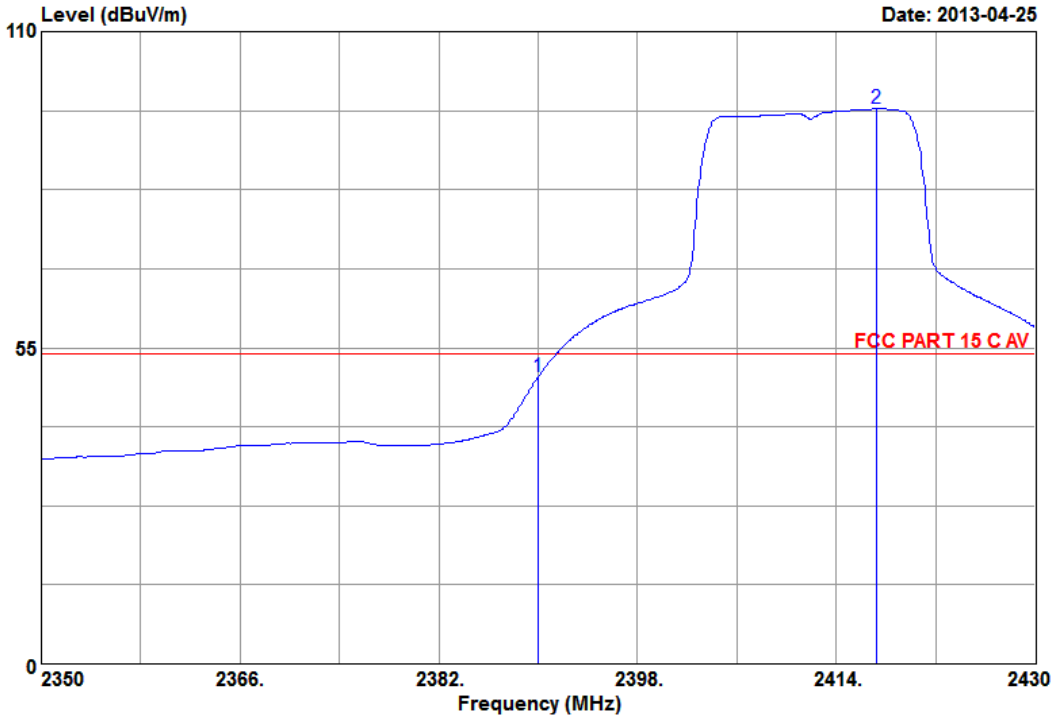
Remarks: 1. Emission Level= Antenna Factor + Cable Loss + Reading.
 2. The emission levels that are 20dB below the official limit are not reported.

4.8.2. IEEE 802.11g



Audix Technology(Wujiang)Co.,Ltd.
 No.1289,Jiang Xing East Road,The Eastern Part of Wu Jiang
 Economic Development Zone,JiangSu,China
 Tel:(0512) 63403993 Fax:(0512) 63403993

Data: 9 File: G:\Test Data\2013\Reports\04\G1304009.EM6 (124) Date: 2013-04-25



Site NO. : 3m chamber
 Dis. / Ant. : 3m 3115 (62960)-12-04
 Limit : FCC PART 15 C AV
 Env. / Ins. : 20.6*CS&42%/ESCI
 EUT : TI-nspire CX navigator access point
 M/N : TINAVAP3-2
 Power Rating : DC 5V
 Test Mode : TX 802.11g CH1 2412MHz
 Memo :
 Data NO. : 9
 Ant. pol. : HORIZONTAL
 Engineer : Justin

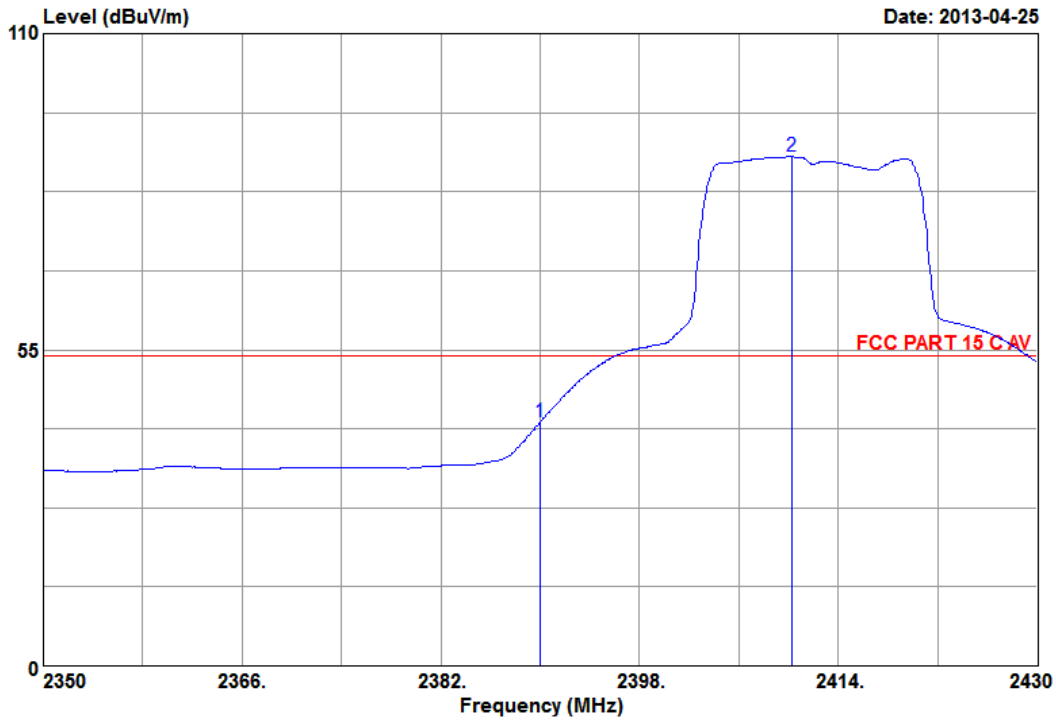
Freq. (MHz)	Ant. Factor (dB/m)	Cable Loss (dB)	Reading (dBuV)	Emission Level (dBuV/m)	Limits (dBuV/m)	Margin (dB)	Remark
1 2390.00	28.20	5.92	50.84	49.89	54.00	4.11	Average
2 2417.20	28.19	5.92	97.55	96.60	54.00	-42.60	Average

Remarks: 1. Emission Level= Antenna Factor + Cable Loss + Reading.
 2. The emission levels that are 20dB below the official limit are not reported.



Audix Technology(Wujiang)Co.,Ltd.
 No.1289,Jiang Xing East Road,The Eastern Part of Wu Jiang
 Economic Development Zone,JiangSu,China
 Tel:(0512) 63403993 Fax:(0512) 63403993

Data: 10 File: G:\Test Data\2013\Reports\04\G1304009.EM6 (124)



Site NO.	: 3m chamber	Data NO.	: 10
Dis. / Ant.	: 3m 3115 (62960)-12-04	Ant. pol.	: VERTICAL
Limit	: FCC PART 15 C AV	Engineer	: Justin
Env. / Ins.	: 20.6°C&42%/ESCI		
EUT	: TI-nspire CX navigator access point		
M/N	: TINAVAP3-2		
Power Rating	: DC 5V		
Test Mode	: TX 802.11g CH1 2412MHz		
Memo	:		

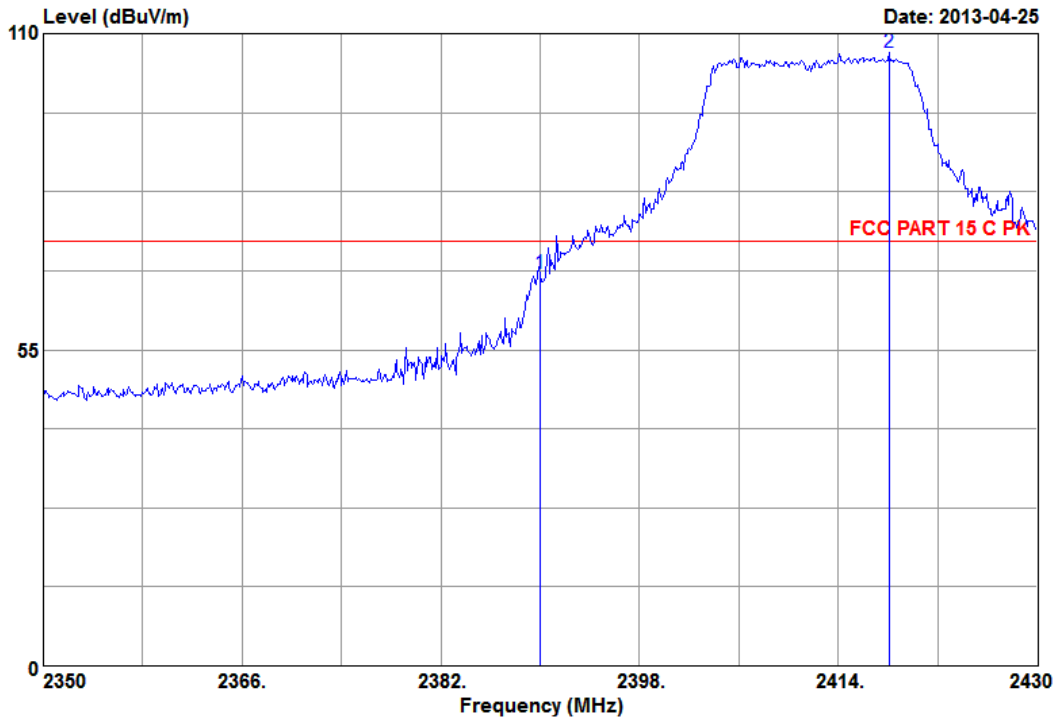
Freq. (MHz)	Ant. Factor (dB/m)	Cable Loss (dB)	Reading (dBuV)	Emission Level (dBuV/m)	Limits (dBuV/m)	Margin (dB)	Remark
1 2390.00	28.20	5.92	43.34	42.39	54.00	11.61	Average
2 2410.24	28.19	5.92	89.58	88.62	54.00	-34.62	Average

Remarks: 1. Emission Level= Antenna Factor + Cable Loss + Reading.
 2. The emission levels that are 20dB below the official limit are not reported.



Audix Technology(Wujiang)Co.,Ltd.
 No.1289,Jiang Xing East Road,The Eastern Part of Wu Jiang
 Economic Development Zone,JiangSu,China
 Tel:(0512) 63403993 Fax:(0512) 63403993

Data: 11 File: G:\Test Data\2013\Reports\04\G1304009.EM6 (124)



Site NO.	: 3m chamber	Data NO.	: 11
Dis. / Ant.	: 3m 3115 (62960)-12-04	Ant. pol.	: HORIZONTAL
Limit	: FCC PART 15 C PK	Engineer	: Justin
Env. / Ins.	: 20.6°C&42%/ESCI		
EUT	: TI-nspire CX navigator access point		
M/N	: TINAVAP3-2		
Power Rating	: DC 5V		
Test Mode	: TX 802.11g CH1 2412MHz		
Memo	:		

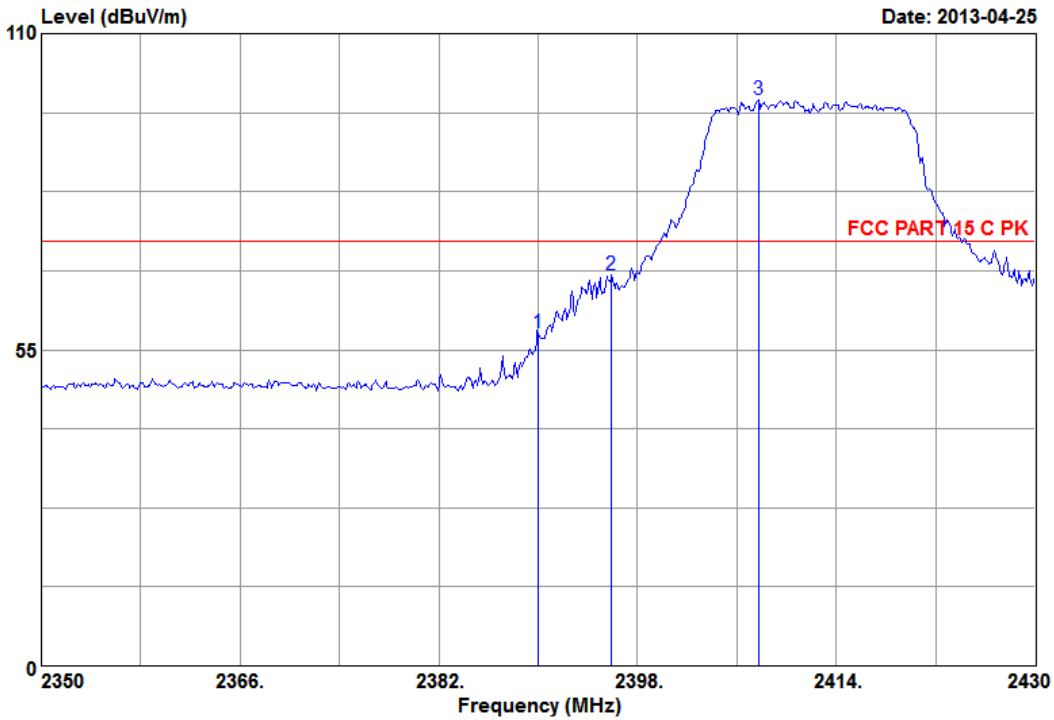
Freq. (MHz)	Ant. Factor (dB/m)	Cable Loss (dB)	Reading (dBuV)	Emission Level (dBuV/m)	Limits (dBuV/m)	Margin (dB)	Remark
1 2390.00	28.20	5.92	69.23	68.28	74.00	5.72	Peak
2 2418.08	28.19	5.92	107.76	106.81	74.00	-32.81	Peak

Remarks: 1. Emission Level= Antenna Factor + Cable Loss + Reading.
 2. The emission levels that are 20dB below the official limit are not reported.



Audix Technology(Wujiang)Co.,Ltd.
 No.1289,Jiang Xing East Road,The Eastern Part of Wu Jiang
 Economic Development Zone,JiangSu,China
 Tel:(0512) 63403993 Fax:(0512) 63403993

Data: 12 File: G:\Test Data\2013\Reports\04\G1304009.EM6 (124)



Site NO.	: 3m chamber	Data NO.	: 12
Dis. / Ant.	: 3m 3115 (62960)-12-04	Ant. pol.	: VERTICAL
Limit	: FCC PART 15 C PK	Engineer	: Justin
Env. / Ins.	: 20.6°C&42%/ESCI		
EUT	: TI-nspire CX navigator access point		
M/N	: TINAVAP3-2		
Power Rating	: DC 5V		
Test Mode	: TX 802.11g CH1 2412MHz		
Memo	:		

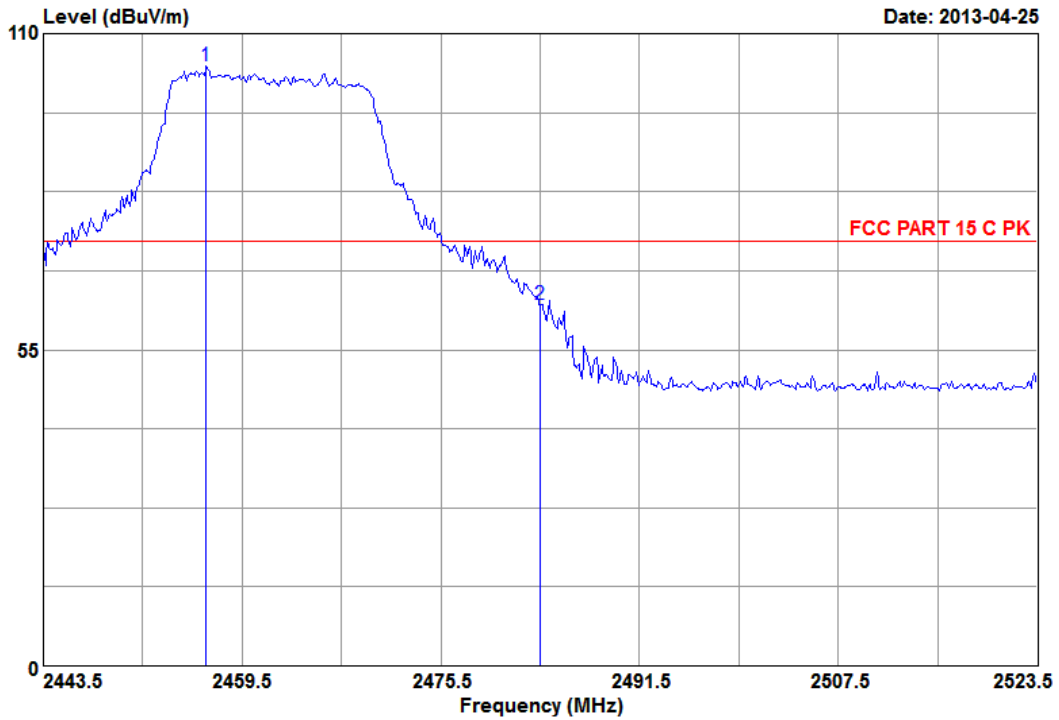
	Freq. (MHz)	Ant. Factor (dB/m)	Cable Loss (dB)	Reading (dBuV)	Emission Level (dBuV/m)	Limits (dBuV/m)	Margin (dB)	Remark
1	2390.00	28.20	5.92	58.87	57.92	74.00	16.08	Peak
2	2395.92	28.20	5.92	69.03	68.08	74.00	5.92	Peak
3	2407.76	28.19	5.92	99.37	98.41	74.00	-24.41	Peak

Remarks: 1. Emission Level= Antenna Factor + Cable Loss + Reading.
 2. The emission levels that are 20dB below the official limit are not reported.



Audix Technology(Wujiang)Co.,Ltd.
 No.1289,Jiang Xing East Road,The Eastern Part of Wu Jiang
 Economic Development Zone,JiangSu,China
 Tel:(0512) 63403993 Fax:(0512) 63403993

Data: 13 File: G:\Test Data\2013\Reports\04\G1304009.EM6 (124)



Site NO. : 3m chamber
 Dis. / Ant. : 3m 3115 (62960)-12-04
 Limit : FCC PART 15 C PK
 Env. / Ins. : 20.6*CS&42%/ESCI
 EUT : TI-nspire CX navigator access point
 M/N : TINAVAP3-2
 Power Rating : DC 5V
 Test Mode : TX 802.11g CH11 2462MHz
 Memo :
 Data NO. : 13
 Ant. pol. : HORIZONTAL
 Engineer : Justin

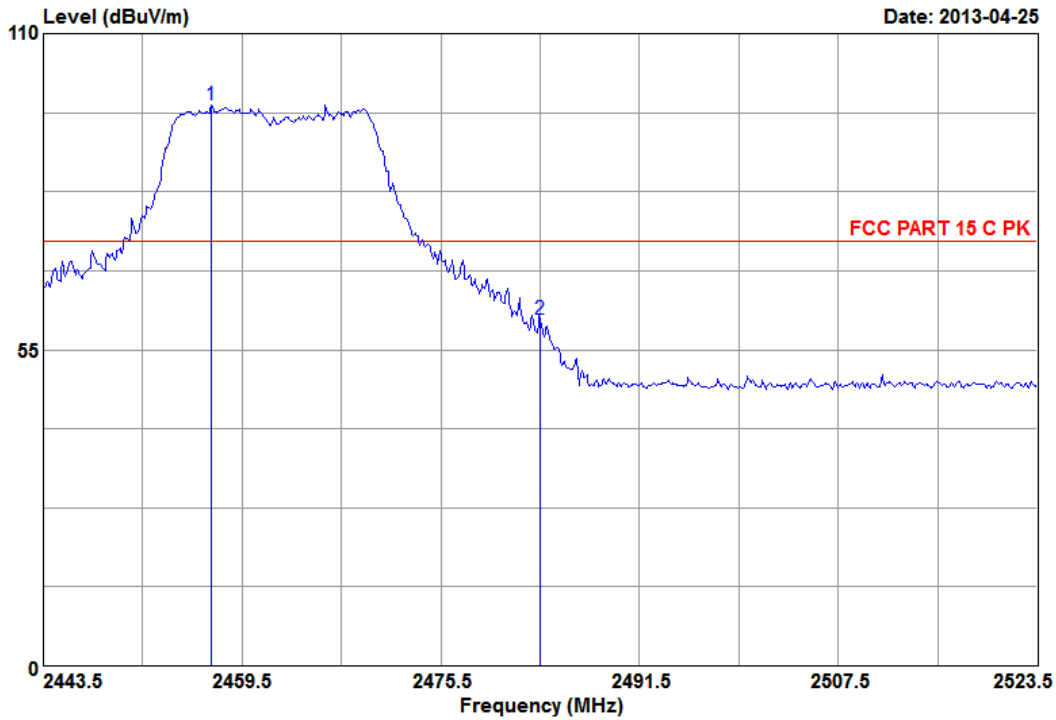
Freq. (MHz)	Ant. Factor (dB/m)	Cable Loss (dB)	Reading (dBuV)	Emission Level (dBuV/m)	Limits (dBuV/m)	Margin (dB)	Remark
1 2456.62	28.13	6.11	105.25	104.43	74.00	-30.43	Peak
2 2483.50	28.12	6.29	63.50	62.85	74.00	11.15	Peak

Remarks: 1. Emission Level= Antenna Factor + Cable Loss + Reading.
 2. The emission levels that are 20dB below the official limit are not reported.



Audix Technology(Wujiang)Co.,Ltd.
 No.1289,Jiang Xing East Road,The Eastern Part of Wu Jiang
 Economic Development Zone,JiangSu,China
 Tel:(0512) 63403993 Fax:(0512) 63403993

Data: 14 File: G:\Test Data\2013\Reports\04\G1304009.EM6 (124)



Site NO.	: 3m chamber	Data NO.	: 14
Dis. / Ant.	: 3m 3115 (62960)-12-04	Ant. pol.	: VERTICAL
Limit	: FCC PART 15 C PK	Engineer	: Justin
Env. / Ins.	: 20.6*CS&42%/ESCI		
EUT	: TI-nspire CX navigator access point		
M/N	: TINAVAP3-2		
Power Rating	: DC 5V		
Test Mode	: TX 802.11g CH11 2462MHz		
Memo	:		

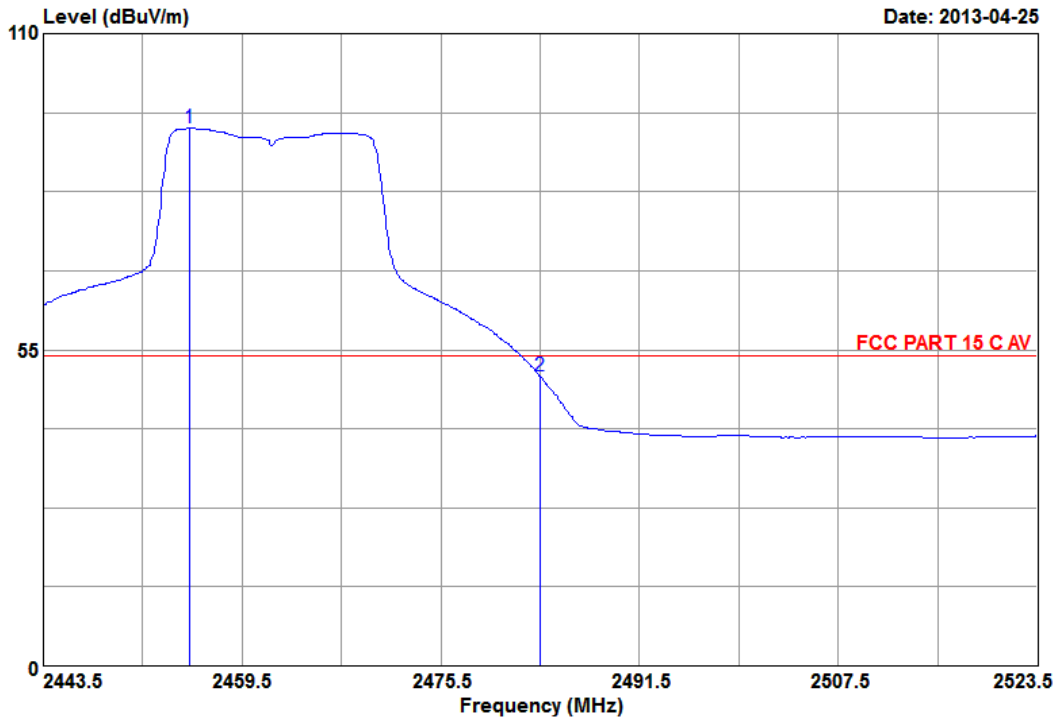
Freq. (MHz)	Ant. Factor (dB/m)	Cable Loss (dB)	Reading (dBuV)	Emission Level (dBuV/m)	Limits (dBuV/m)	Margin (dB)	Remark
1 2457.02	28.13	6.11	98.51	97.69	74.00	-23.69	Peak
2 2483.50	28.12	6.29	60.84	60.19	74.00	13.81	Peak

Remarks: 1. Emission Level= Antenna Factor + Cable Loss + Reading.
 2. The emission levels that are 20dB below the official limit are not reported.



Audix Technology(Wujiang)Co.,Ltd.
 No.1289,Jiang Xing East Road,The Eastern Part of Wu Jiang
 Economic Development Zone,JiangSu,China
 Tel:(0512) 63403993 Fax:(0512) 63403993

Data: 15 File: G:\Test Data\2013\Reports\04\G1304009.EM6 (124)



Site NO. : 3m chamber	Data NO. : 15
Dis. / Ant. : 3m 3115 (62960)-12-04	Ant. pol. : HORIZONTAL
Limit : FCC PART 15 C AV	Engineer : Justin
Env. / Ins. : 20.6°C&42%/ESCI	
EUT : TI-nspire CX navigator access point	
M/N : TINAVAP3-2	
Power Rating : DC 5V	
Test Mode : TX 802.11g CH11 2462MHz	
Memo :	

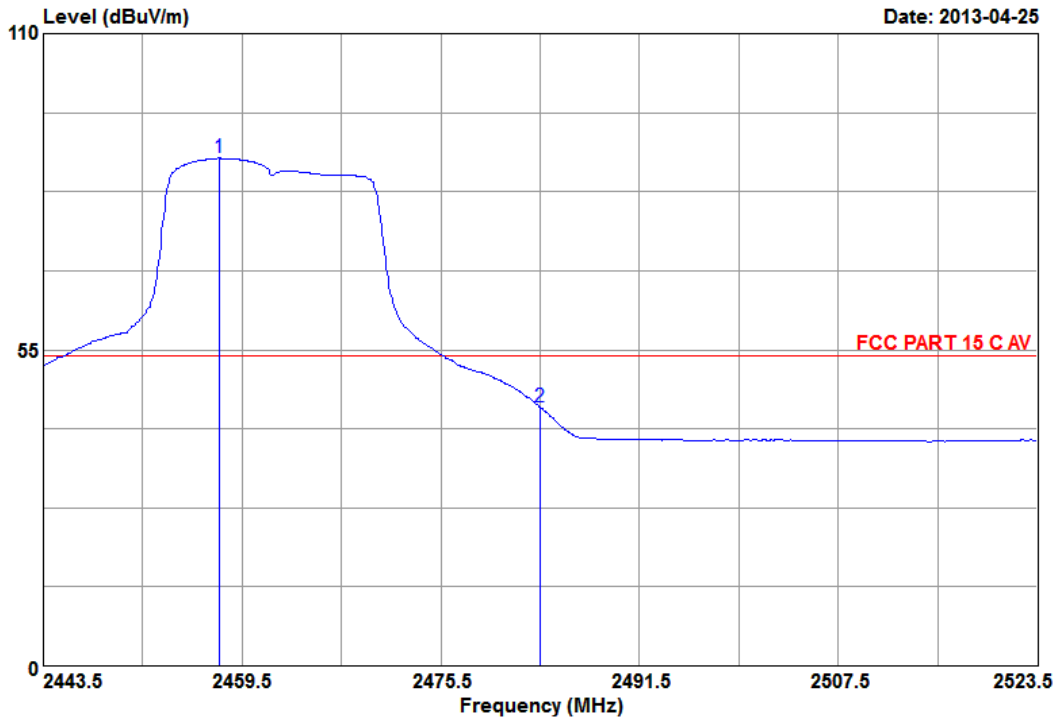
Freq. (MHz)	Ant. Factor (dB/m)	Cable Loss (dB)	Reading (dBuV)	Emission Level (dBuV/m)	Limits (dBuV/m)	Margin (dB)	Remark
1 2455.26	28.13	6.11	94.35	93.53	54.00	-39.53	Average
2 2483.50	28.12	6.29	51.03	50.38	54.00	3.62	Average

Remarks: 1. Emission Level= Antenna Factor + Cable Loss + Reading.
 2. The emission levels that are 20dB below the official limit are not reported.



Audix Technology(Wujiang)Co.,Ltd.
 No.1289,Jiang Xing East Road,The Eastern Part of Wu Jiang
 Economic Development Zone,JiangSu,China
 Tel:(0512) 63403993 Fax:(0512) 63403993

Data: 16 File: G:\Test Data\2013\Reports\04\G1304009.EM6 (124)



Site NO.	: 3m chamber	Data NO.	: 16
Dis. / Ant.	: 3m 3115 (62960)-12-04	Ant. pol.	: VERTICAL
Limit	: FCC PART 15 C AV	Engineer	: Justin
Env. / Ins.	: 20.6°C&42%/ESCI		
EUT	: TI-nspire CX navigator access point		
M/N	: TINAVAP3-2		
Power Rating	: DC 5V		
Test Mode	: TX 802.11g CH11 2462MHz		
Memo	:		

Freq. (MHz)	Ant. Factor (dB/m)	Cable Loss (dB)	Reading (dBuV)	Emission Level (dBuV/m)	Limits (dBuV/m)	Margin (dB)	Remark
1 2457.66	28.13	6.11	89.16	88.34	54.00	-34.34	Average
2 2483.50	28.12	6.29	45.64	44.99	54.00	9.01	Average

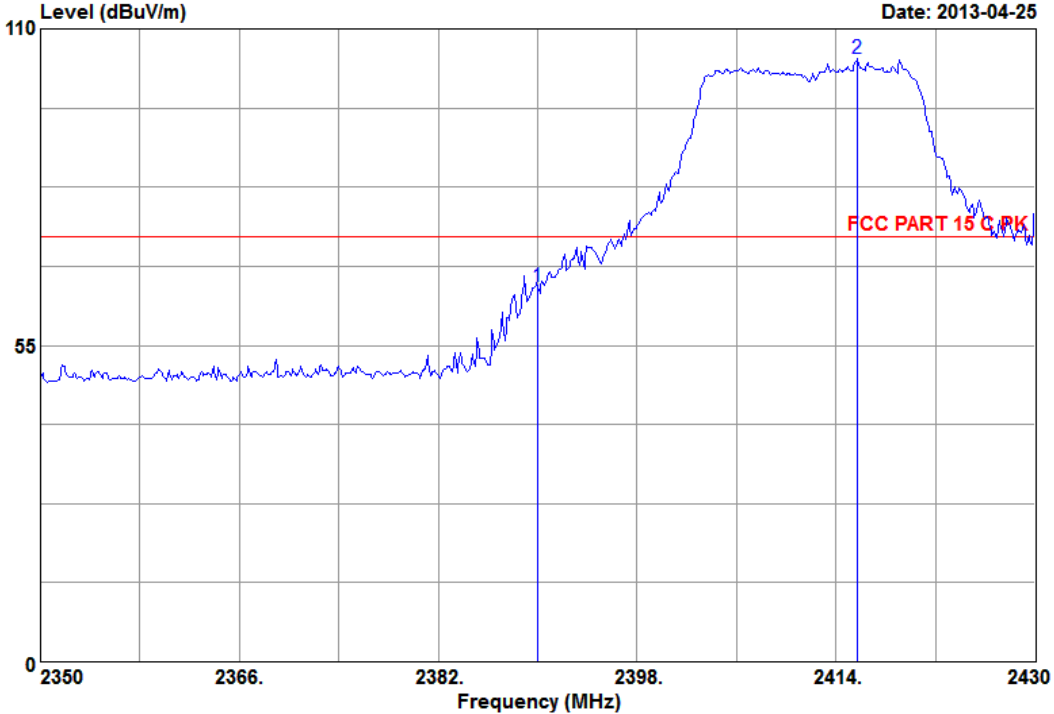
Remarks: 1. Emission Level= Antenna Factor + Cable Loss + Reading.
 2. The emission levels that are 20dB below the official limit are not reported.

4.8.3. IEEE 802.11n HT20



Audix Technology(Wujiang)Co.,Ltd.
 No.1289,Jiang Xing East Road,The Eastern Part of Wu Jiang
 Economic Development Zone,JiangSu,China
 Tel:(0512) 63403993 Fax:(0512) 63403993

Data: 17 File: G:\Test Data\2013\Reports\04\G1304009.EM6 (124) Date: 2013-04-25



Site NO. : 3m chamber
 Dis. / Ant. : 3m 3115 (62960)-12-04
 Limit : FCC PART 15 C PK
 Env. / Ins. : 20.6*CS&42%/ESCI
 EUT : TI-nspire CX navigator access point
 M/N : TINAVAP3-2
 Power Rating : DC 5V
 Test Mode : TX 802.11nHT20 CH1 2412MHz
 Memo :
 Data NO. : 17
 Ant. pol. : HORIZONTAL
 Engineer : Justin

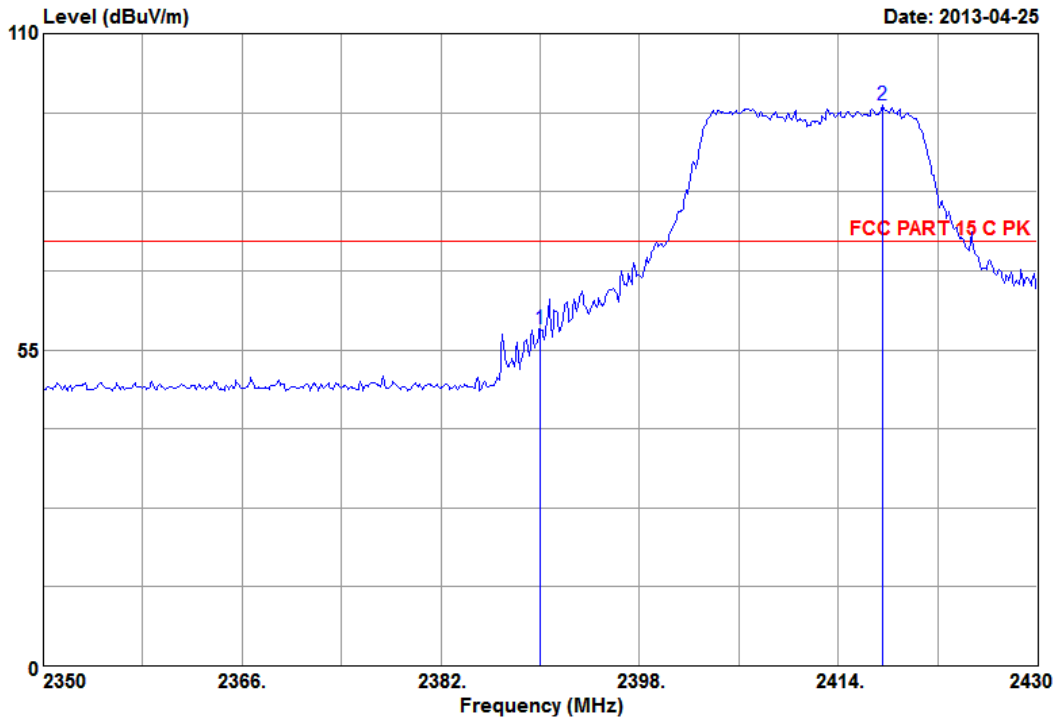
Freq. (MHz)	Ant. Factor (dB/m)	Cable Loss (dB)	Reading (dBuV)	Emission Level (dBuV/m)	Limits (dBuV/m)	Margin (dB)	Remark
1 2390.00	28.20	5.92	66.21	65.26	74.00	8.74	Peak
2 2415.76	28.19	5.92	105.74	104.79	74.00	-30.79	Peak

Remarks: 1. Emission Level= Antenna Factor + Cable Loss + Reading.
 2. The emission levels that are 20dB below the official limit are not reported.



Audix Technology(Wujiang)Co.,Ltd.
 No.1289,Jiang Xing East Road,The Eastern Part of Wu Jiang
 Economic Development Zone,JiangSu,China
 Tel: (0512) 63403993 Fax: (0512) 63403993

Data: 18 File: G:\Test Data\2013\Reports\04\G1304009.EM6 (124)



Site NO.	: 3m chamber	Data NO.	: 18
Dis. / Ant.	: 3m 3115 (62960)-12-04	Ant. pol.	: VERTICAL
Limit	: FCC PART 15 C PK	Engineer	: Justin
Env. / Ins.	: 20.6*CS&42%/ESCI		
EUT	: TI-nspire CX navigator access point		
M/N	: TINAVAP3-2		
Power Rating	: DC 5V		
Test Mode	: TX 802.11nHT20 CH1 2412MHz		
Memo	:		

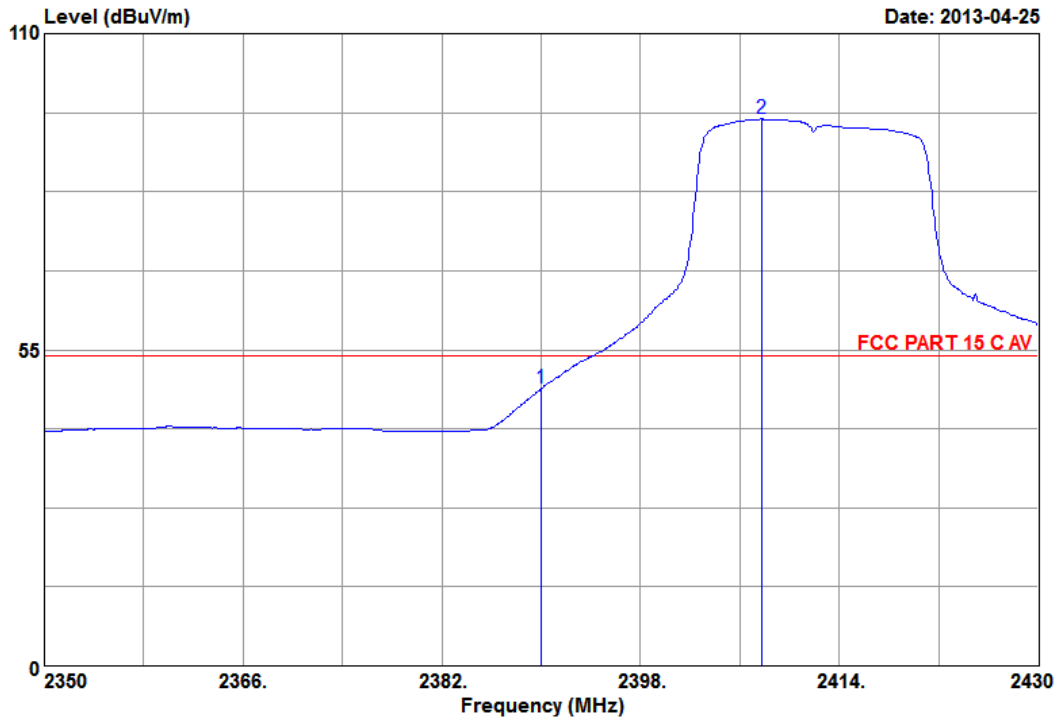
Freq. (MHz)	Ant. Factor (dB/m)	Cable Loss (dB)	Reading (dBuV)	Emission Level (dBuV/m)	Limits (dBuV/m)	Margin (dB)	Remark
1 2390.00	28.20	5.92	59.53	58.58	74.00	15.42	Peak
2 2417.52	28.19	5.92	98.56	97.61	74.00	-23.61	Peak

Remarks: 1. Emission Level= Antenna Factor + Cable Loss + Reading.
 2. The emission levels that are 20dB below the official limit are not reported.



Audix Technology(Wujiang)Co.,Ltd.
 No.1289,Jiang Xing East Road,The Eastern Part of Wu Jiang
 Economic Development Zone,JiangSu,China
 Tel: (0512) 63403993 Fax: (0512) 63403993

Data: 19 File: G:\Test Data\2013\Reports\04\G1304009.EM6 (124)



Site NO. : 3m chamber
 Dis. / Ant. : 3m 3115 (62960)-12-04
 Limit : FCC PART 15 C AV
 Env. / Ins. : 20.6*CS&42%/ESCI
 EUT : TI-nspire CX navigator access point
 M/N : TINAVAP3-2
 Power Rating : DC 5V
 Test Mode : TX 802.11nHT20 CH1 2412MHz
 Memo :
 Data NO. : 19
 Ant. pol. : HORIZONTAL
 Engineer : Justin

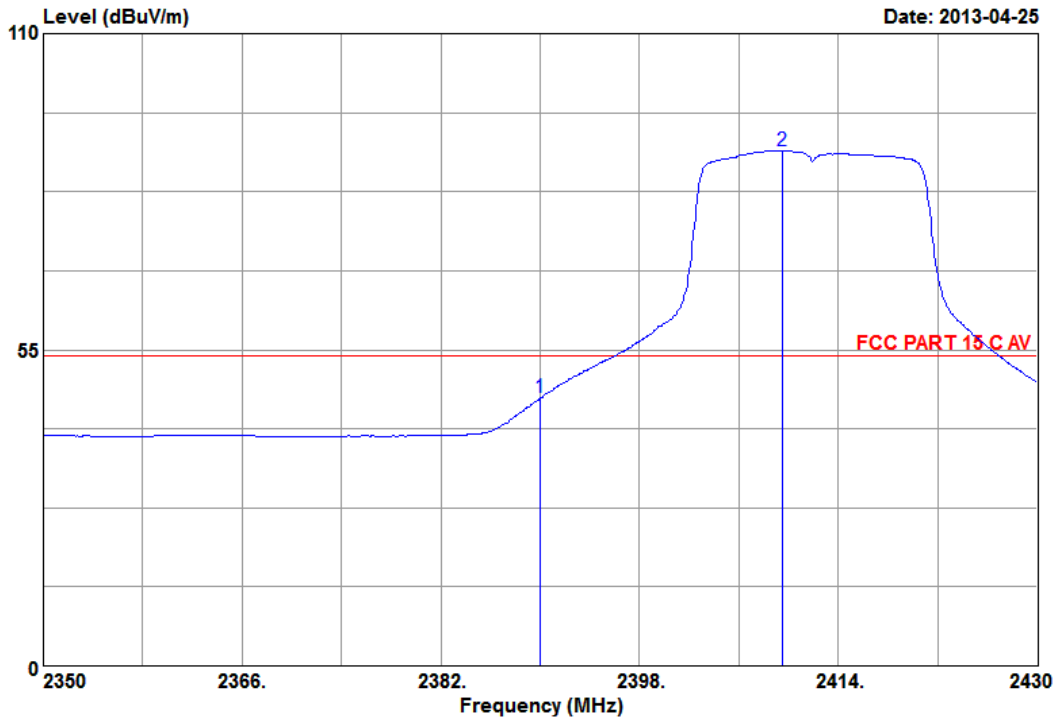
Freq. (MHz)	Ant. Factor (dB/m)	Cable Loss (dB)	Reading (dBuV)	Emission Level (dBuV/m)	Limits (dBuV/m)	Margin (dB)	Remark
1 2390.00	28.20	5.92	49.21	48.26	54.00	5.74	Average
2 2407.76	28.19	5.92	96.10	95.14	54.00	-41.14	Average

Remarks: 1. Emission Level= Antenna Factor + Cable Loss + Reading.
 2. The emission levels that are 20dB below the official limit are not reported.



Audix Technology(Wujiang)Co.,Ltd.
 No.1289,Jiang Xing East Road,The Eastern Part of Wu Jiang
 Economic Development Zone,JiangSu,China
 Tel:(0512)63403993 Fax:(0512)63403993

Data: 20 File: G:\Test Data\2013\Reports\04\G1304009.EM6 (124)



Site NO.	: 3m chamber	Data NO.	: 20
Dis. / Ant.	: 3m 3115 (62960)-12-04	Ant. pol.	: VERTICAL
Limit	: FCC PART 15 C AV	Engineer	: Justin
Env. / Ins.	: 20.6°C&42%/ESCI		
EUT	: TI-nspire CX navigator access point		
M/N	: TINAVAP3-2		
Power Rating	: DC 5V		
Test Mode	: TX 802.11nHT20 CH1 2412MHz		
Memo	:		

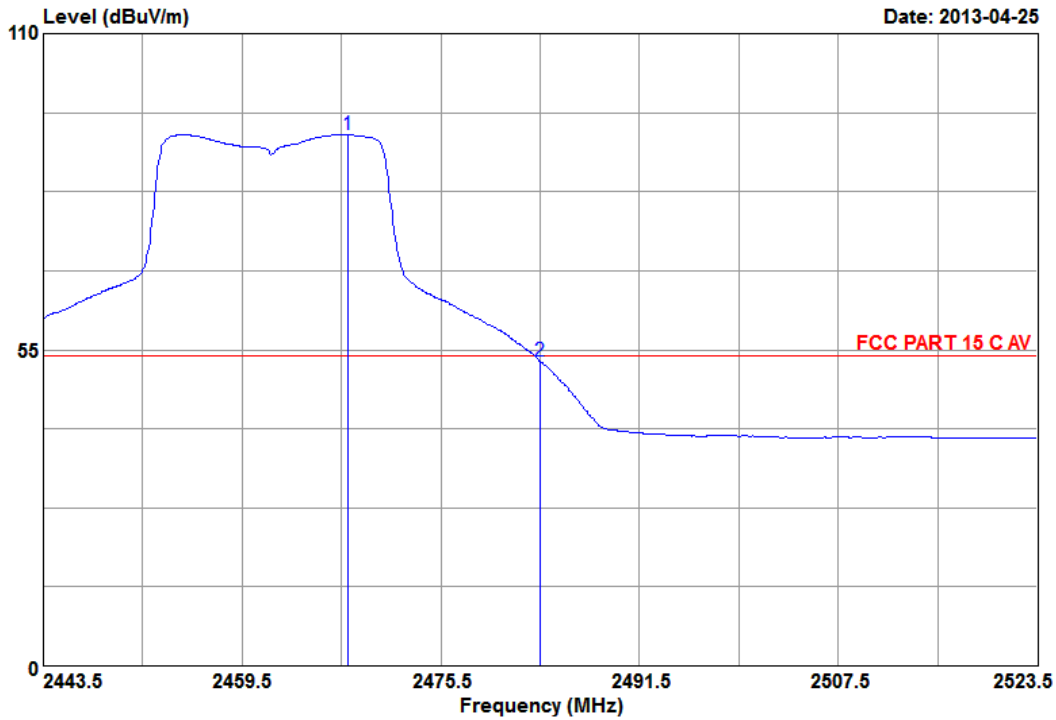
Freq. (MHz)	Ant. Factor (dB/m)	Cable Loss (dB)	Reading (dBuV)	Emission Level (dBuV/m)	Limits (dBuV/m)	Margin (dB)	Remark
1 2390.00	28.20	5.92	47.54	46.59	54.00	7.41	Average
2 2409.52	28.19	5.92	90.59	89.63	54.00	-35.63	Average

Remarks: 1. Emission Level= Antenna Factor + Cable Loss + Reading.
 2. The emission levels that are 20dB below the official limit are not reported.



Audix Technology(Wujiang)Co.,Ltd.
 No.1289,Jiang Xing East Road,The Eastern Part of Wu Jiang
 Economic Development Zone,JiangSu,China
 Tel: (0512) 63403993 Fax: (0512) 63403993

Data: 21 File: G:\Test Data\2013\Reports\04\G1304009.EM6 (124)



Site NO. : 3m chamber	Data NO. : 21
Dis. / Ant. : 3m 3115 (62960)-12-04	Ant. pol. : HORIZONTAL
Limit : FCC PART 15 C AV	Engineer : Justin
Env. / Ins. : 20.6*CS&42%/ESCI	
EUT : TI-nspire CX navigator access point	
M/N : TINAVAP3-2	
Power Rating : DC 5V	
Test Mode : TX 802.11nHT20 CH11 2462MHz	
Memo :	

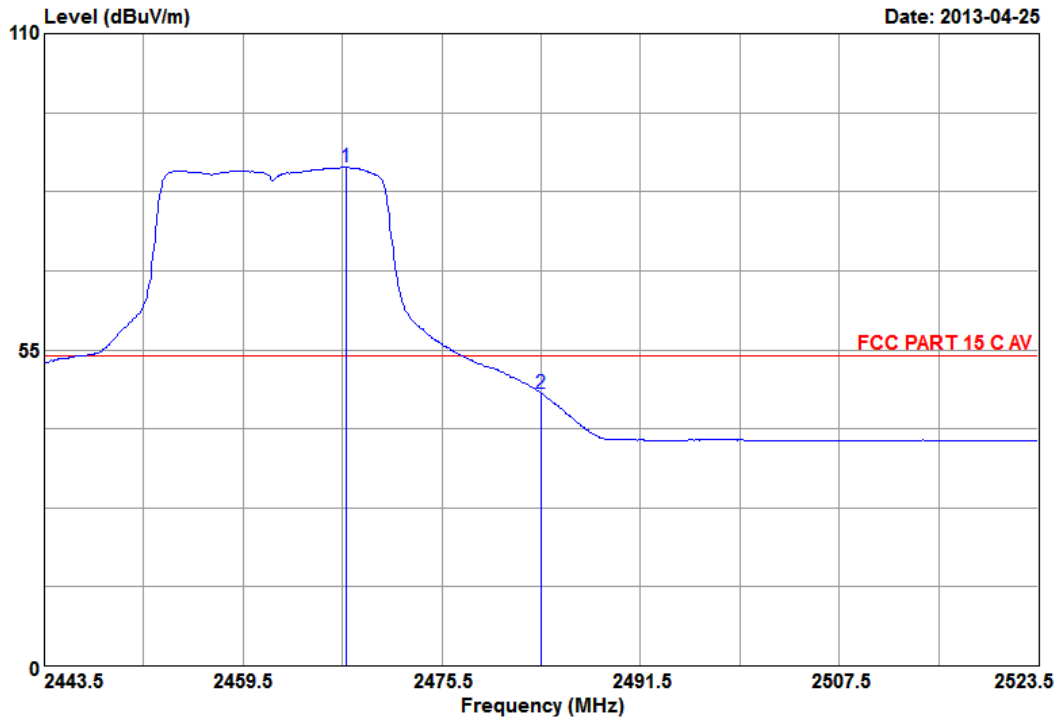
Freq. (MHz)	Ant. Factor (dB/m)	Cable Loss (dB)	Reading (dBuV)	Emission Level (dBuV/m)	Limits (dBuV/m)	Margin (dB)	Remark
1 2468.06	28.13	6.29	93.07	92.43	54.00	-38.43	Average
2 2483.50	28.12	6.29	53.61	52.96	54.00	1.04	Average

Remarks: 1. Emission Level= Antenna Factor + Cable Loss + Reading.
 2. The emission levels that are 20dB below the official limit are not reported.



Audix Technology(Wujiang)Co.,Ltd.
 No.1289,Jiang Xing East Road,The Eastern Part of Wu Jiang
 Economic Development Zone,JiangSu,China
 Tel:(0512)63403993 Fax:(0512)63403993

Data: 22 File: G:\Test Data\2013\Reports\04\G1304009.EM6 (124)



Site NO.	: 3m chamber	Data NO.	: 22
Dis. / Ant.	: 3m 3115 (62960)-12-04	Ant. pol.	: VERTICAL
Limit	: FCC PART 15 C AV	Engineer	: Justin
Env. / Ins.	: 20.6*CS&42%/ESCI		
EUT	: TI-nspire CX navigator access point		
M/N	: TINAVAP3-2		
Power Rating	: DC 5V		
Test Mode	: TX 802.11nHT20 CH11 2462MHz		
Memo	:		

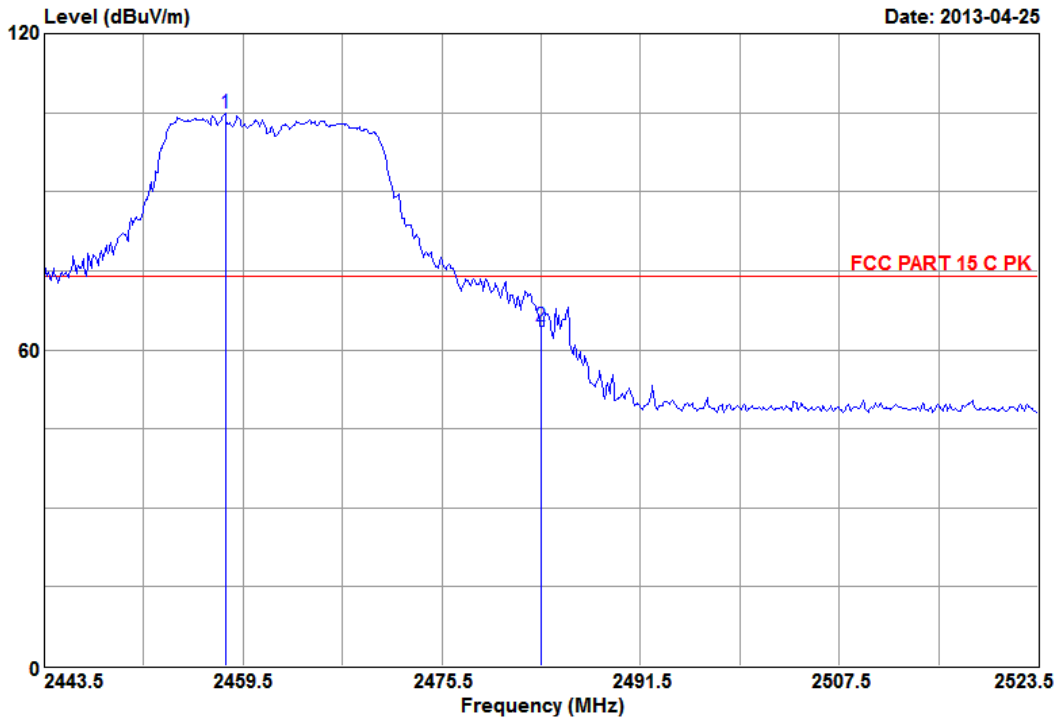
Freq. (MHz)	Ant. Factor (dB/m)	Cable Loss (dB)	Reading (dBuV)	Emission Level (dBuV/m)	Limits (dBuV/m)	Margin (dB)	Remark
1 2467.82	28.13	6.29	87.38	86.74	54.00	-32.74	Average
2 2483.50	28.12	6.29	48.10	47.45	54.00	6.55	Average

Remarks: 1. Emission Level= Antenna Factor + Cable Loss + Reading.
 2. The emission levels that are 20dB below the official limit are not reported.



Audix Technology(Wujiang)Co.,Ltd.
 No.1289,Jiang Xing East Road,The Eastern Part of Wu Jiang
 Economic Development Zone,JiangSu,China
 Tel:(0512)63403993 Fax:(0512)63403993

Data: 23 File: G:\Test Data\2013\Reports\04\G1304009.EM6 (124)



Site NO.	: 3m chamber	Data NO.	: 23
Dis. / Ant.	: 3m 3115 (62960)-12-04	Ant. pol.	: HORIZONTAL
Limit	: FCC PART 15 C PK	Engineer	: Justin
Env. / Ins.	: 20.6*CS&42%/ESCI		
EUT	: TI-nspire CX navigator access point		
M/N	: TINAVAP3-2		
Power Rating	: DC 5V		
Test Mode	: TX 802.11nHT20 CH11 2462MHz		
Memo	:		

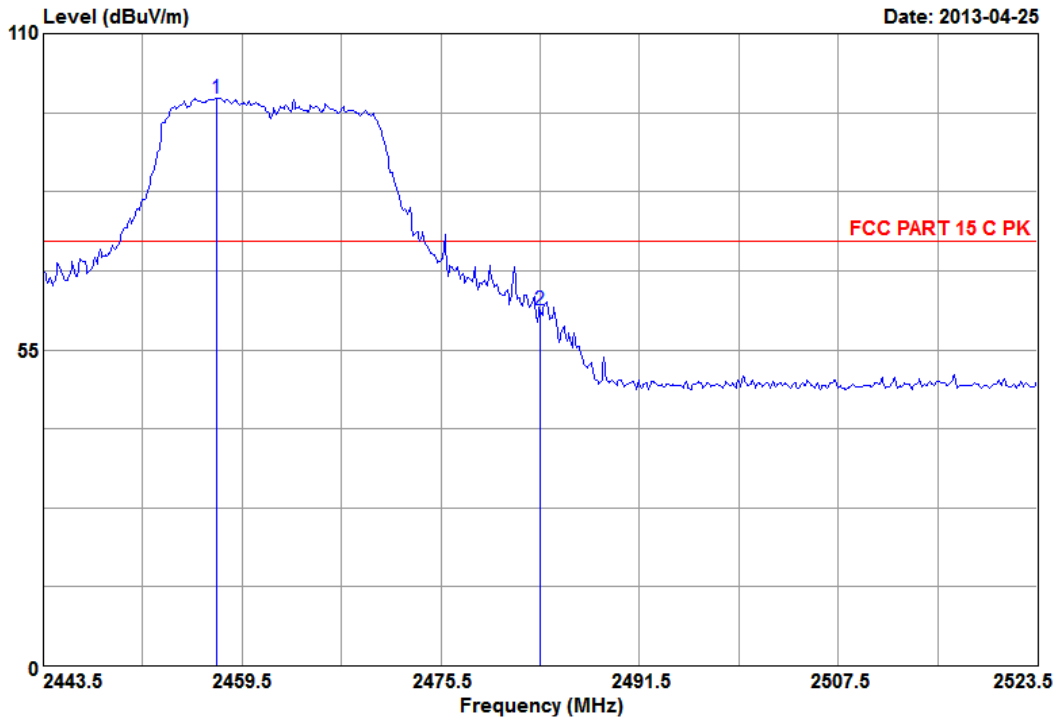
Freq. (MHz)	Ant. Factor (dB/m)	Cable Loss (dB)	Reading (dBuV)	Emission Level (dBuV/m)	Limits (dBuV/m)	Margin (dB)	Remark
1 2458.06	28.13	6.11	105.78	104.96	74.00	-30.96	Peak
2 2483.50	28.12	6.29	65.14	64.49	74.00	9.51	Peak

Remarks: 1. Emission Level= Antenna Factor + Cable Loss + Reading.
 2. The emission levels that are 20dB below the official limit are not reported.



Audix Technology(Wujiang)Co.,Ltd.
 No.1289,Jiang Xing East Road,The Eastern Part of Wu Jiang
 Economic Development Zone,JiangSu,China
 Tel:(0512)63403993 Fax:(0512)63403993

Data: 24 File: G:\Test Data\2013\Reports\04\G1304009.EM6 (124)



Site NO.	: 3m chamber	Data NO.	: 24
Dis. / Ant.	: 3m 3115 (62960)-12-04	Ant. pol.	: VERTICAL
Limit	: FCC PART 15 C PK	Engineer	: Justin
Env. / Ins.	: 20.6*CS&42%/ESCI		
EUT	: TI-nspire CX navigator access point		
M/N	: TINAVAP3-2		
Power Rating	: DC 5V		
Test Mode	: TX 802.11nHT20 CH11 2462MHz		
Memo	:		

Freq. (MHz)	Ant. Factor (dB/m)	Cable Loss (dB)	Reading (dBuV)	Emission Level (dBuV/m)	Limits (dBuV/m)	Margin (dB)	Remark
1 2457.42	28.13	6.11	99.68	98.86	74.00	-24.86	Peak
2 2483.50	28.12	6.29	62.65	62.00	74.00	12.00	Peak


Remarks: 1. Emission Level= Antenna Factor + Cable Loss + Reading.
 2. The emission levels that are 20dB below the official limit are not reported.

5. 6 dB BANDWIDTH MEASUREMENT

5.1. Test Equipment

Item	Type	Manufacturer	Model No.	Serial No.	Last Cal.	Next Cal.
1.	Spectrum Analyzer	Agilent	E4447A	MY45300136	2013-01-05	2014-01-04

5.2. Block Diagram of Test Setup



— : SIGNAL LINE

5.3. Specification Limits (§15.247(a)(2))

Systems using digital modulation techniques may operate in the 902 - 928 MHz, 2400 - 2483.5 MHz, and 5725 - 5850 MHz bands. The minimum 6 dB bandwidth shall be at least 500kHz.

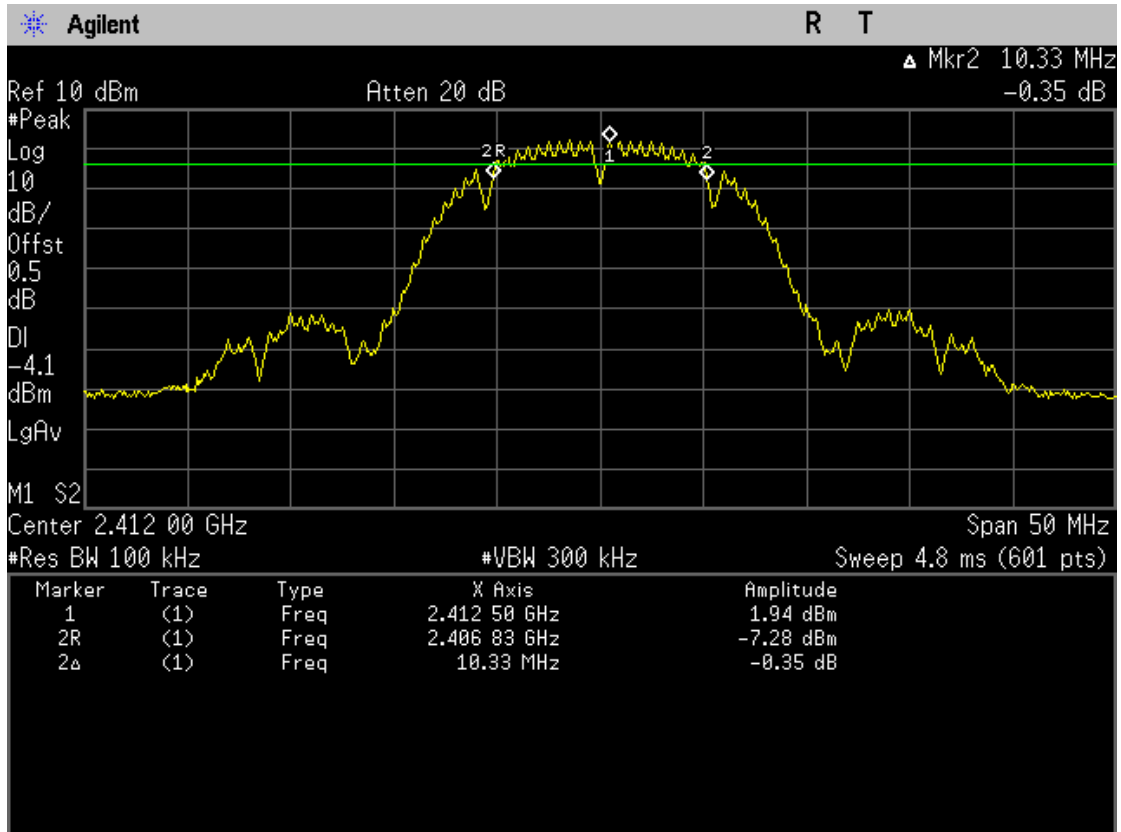
5.4. Test Results

PASSED. All the test results are attached in next pages.

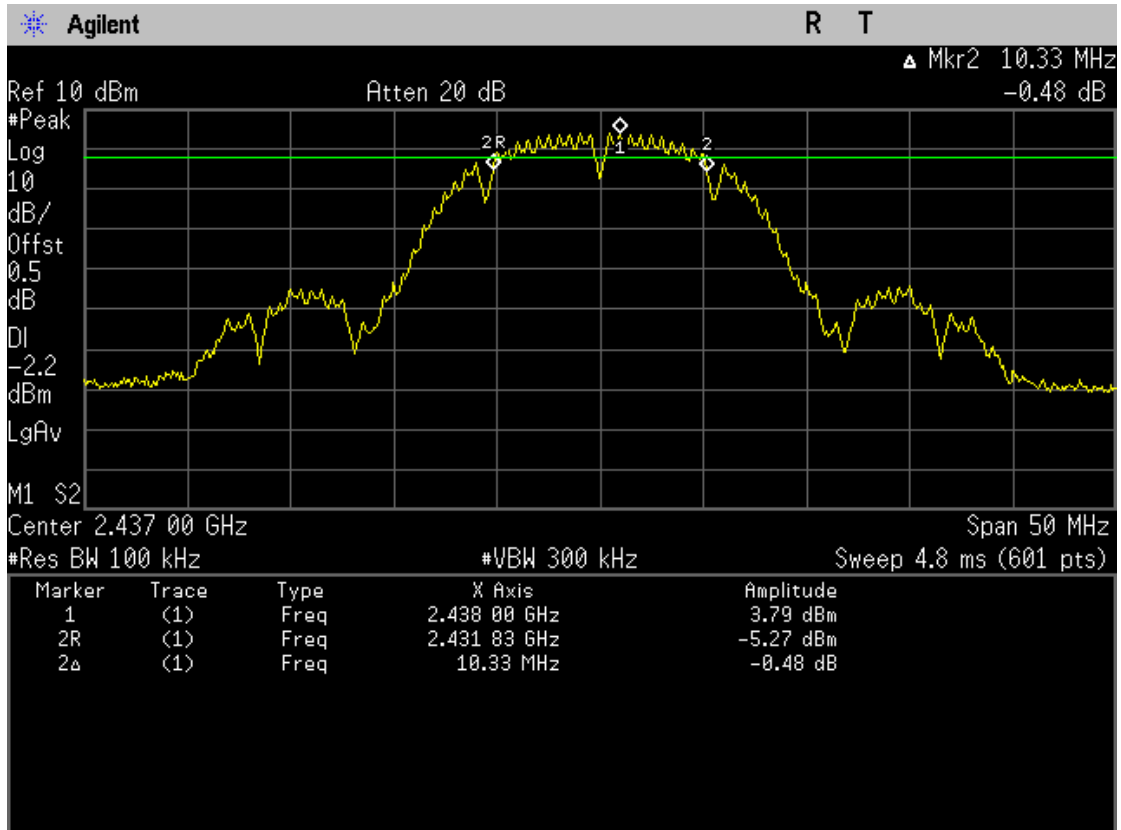
Item	Channel	Test Frequency	6dB Bandwidth
802.11b	1	2412MHz	10.33 MHz
	6	2437MHz	10.33 MHz
	11	2462MHz	10.33 MHz
802.11g	1	2412MHz	16.83 MHz
	6	2437MHz	16.67 MHz
	11	2462MHz	16.75 MHz
802.11n HT20	1	2412MHz	18.00 MHz
	6	2437MHz	18.00 MHz
	11	2462MHz	18.00 MHz
	149	5745MHz	17.92 MHz
	157	5785MHz	17.83 MHz
	165	5825MHz	17.92 MHz
802.11a	149	5745MHz	16.67 MHz
	157	5785MHz	16.67 MHz
	165	5825MHz	16.58 MHz

5.4.1. 802.11b

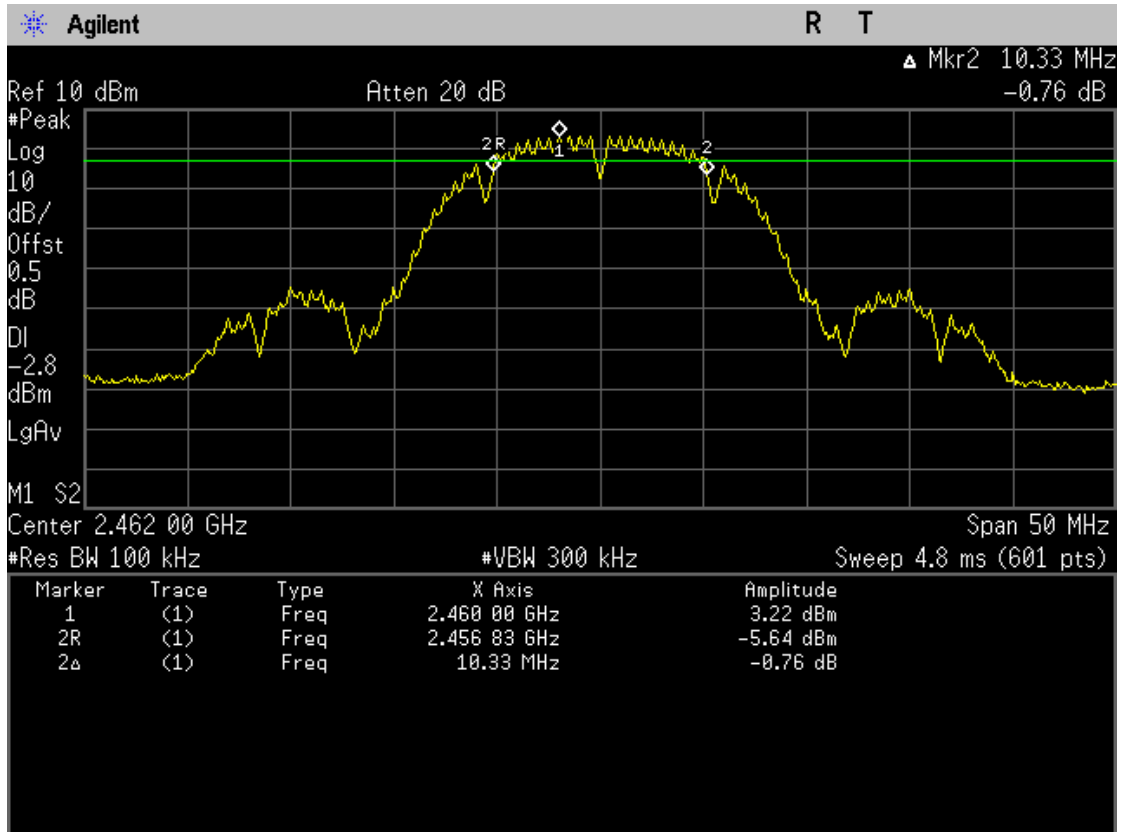
CH 1



CH 6

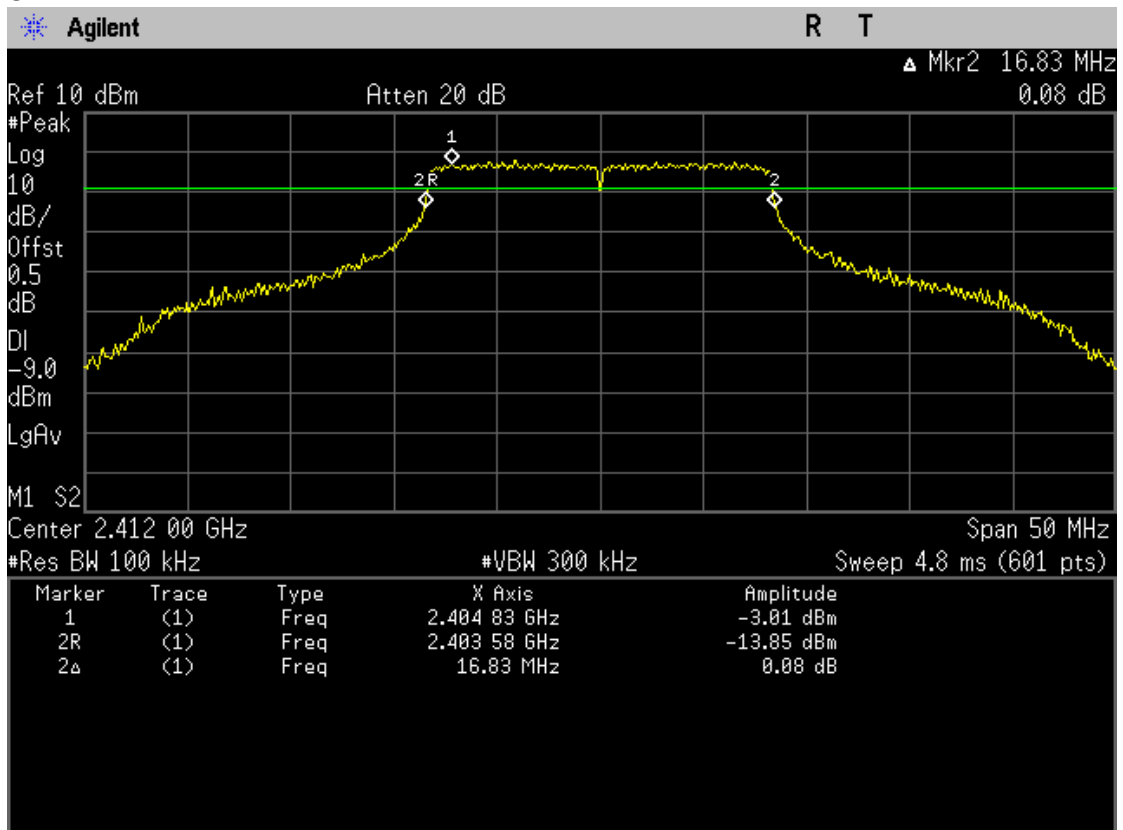


CH 11

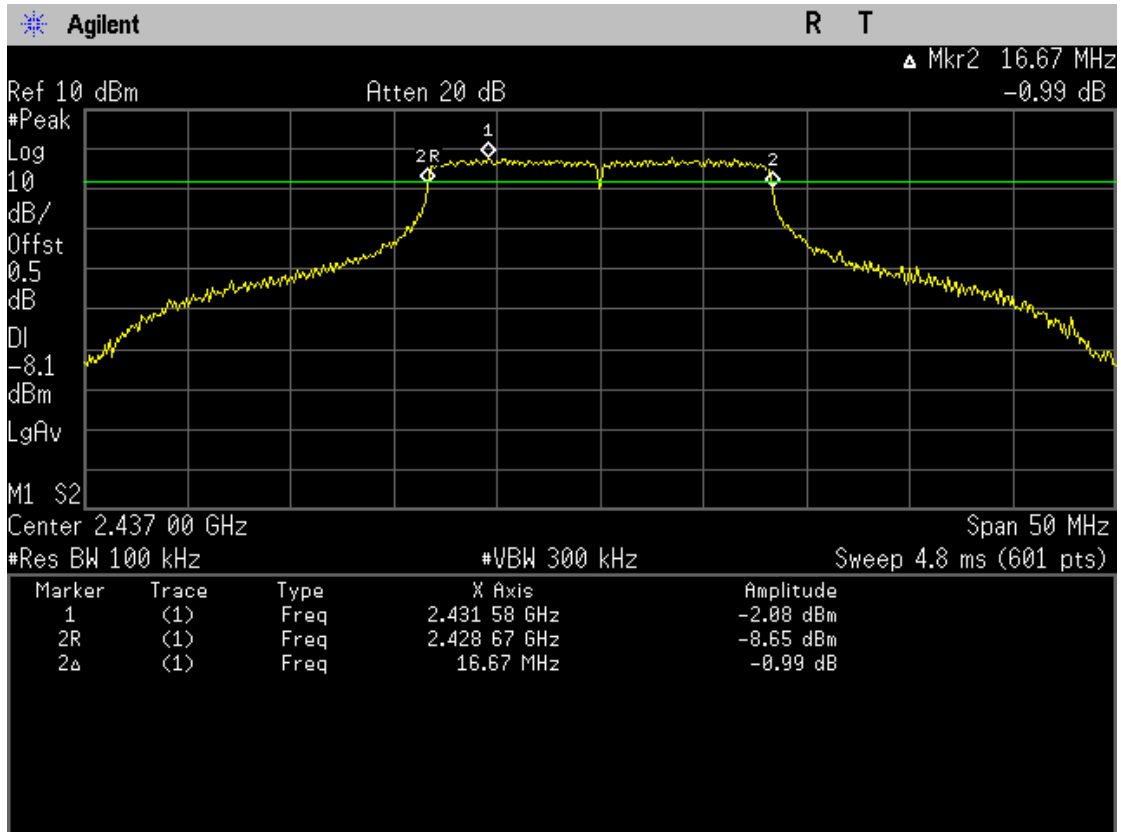


5.4.2. 802.11g

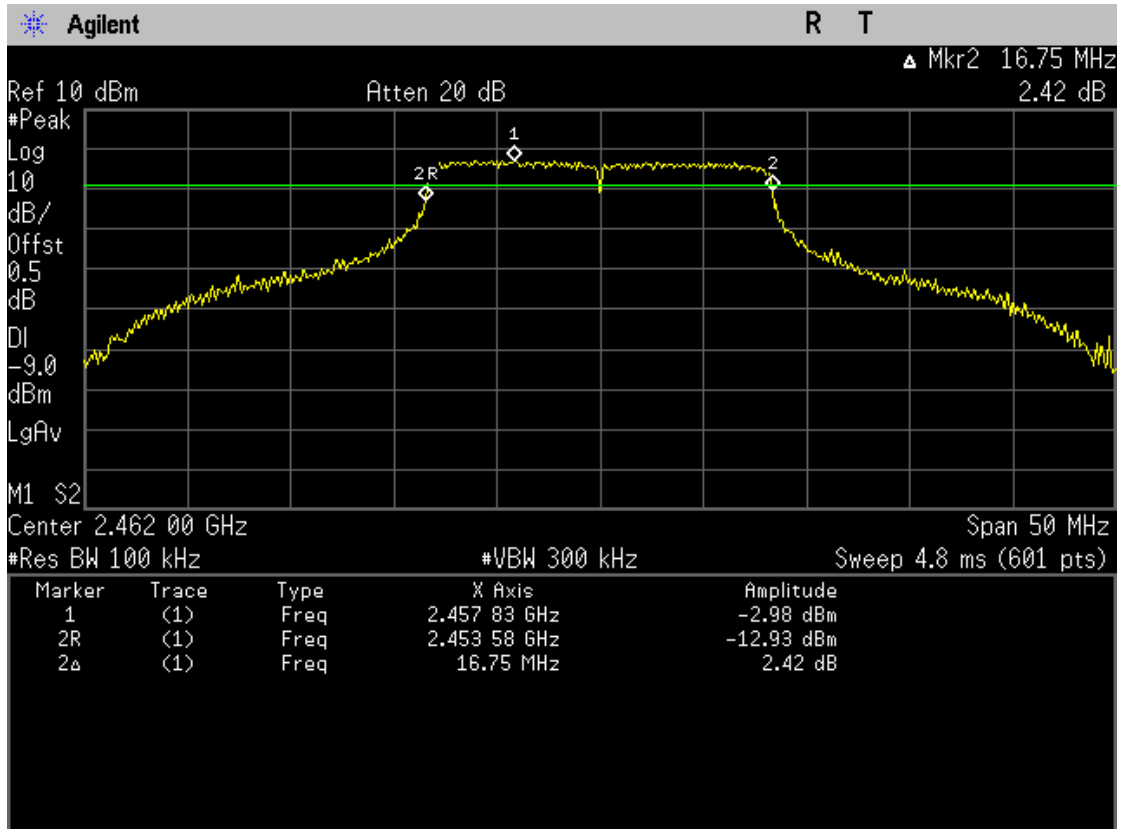
CH 1



CH 6

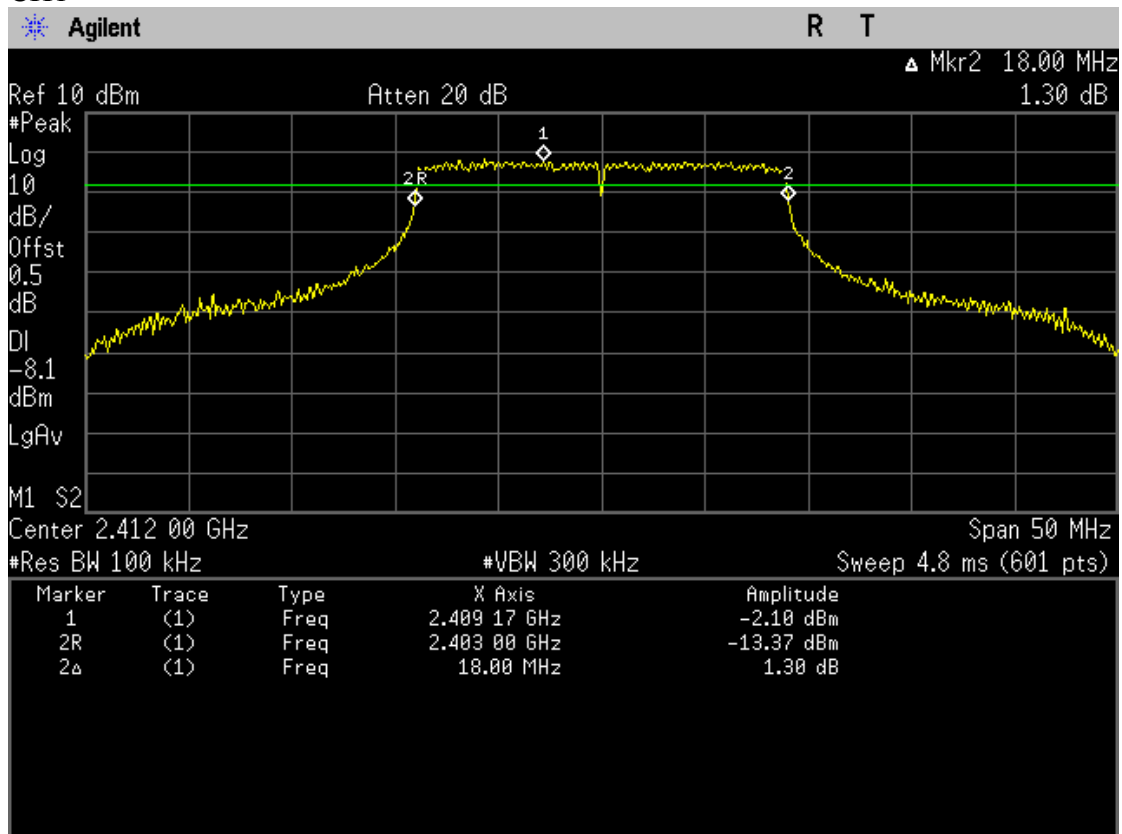


CH 11

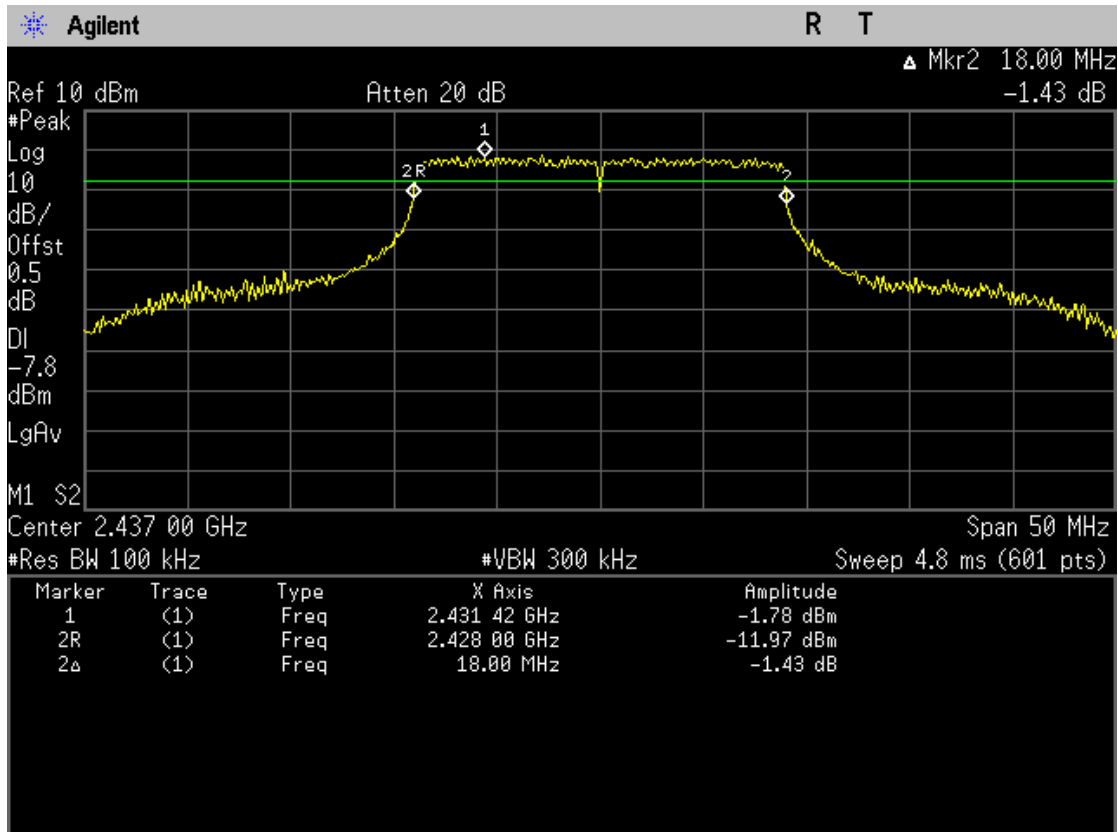


5.4.3. 802.11n HT20

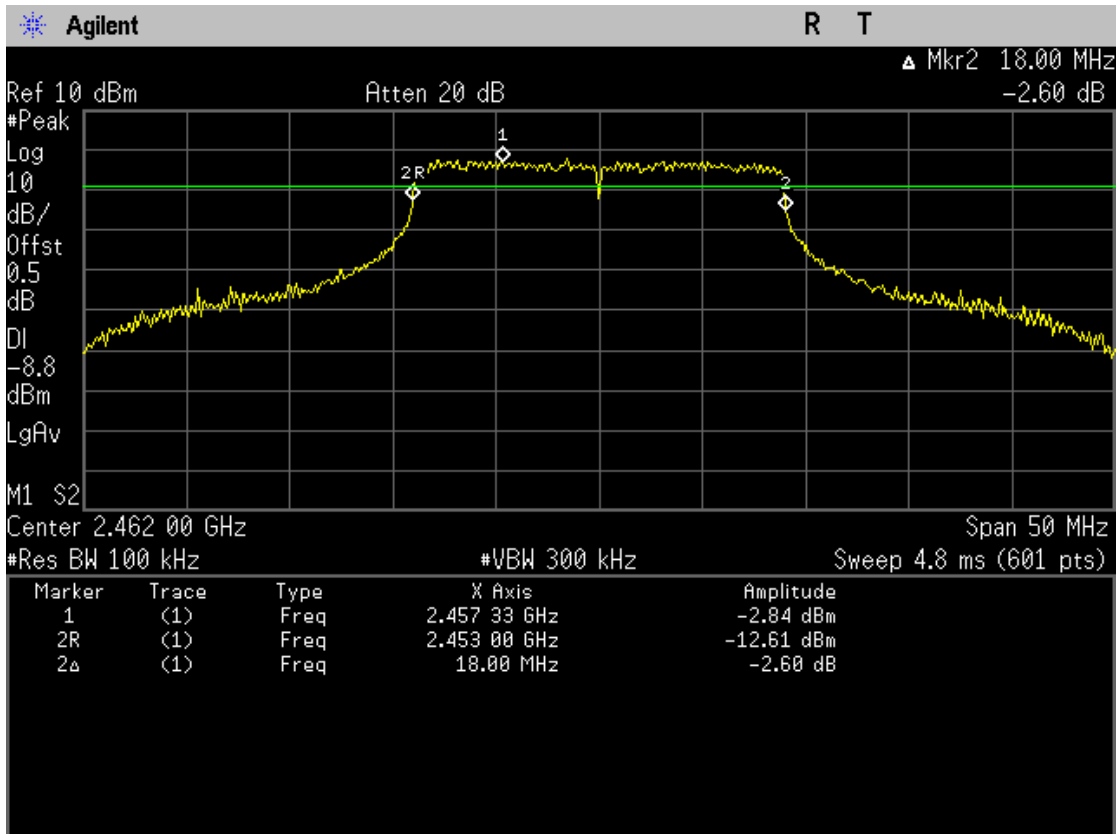
CH1



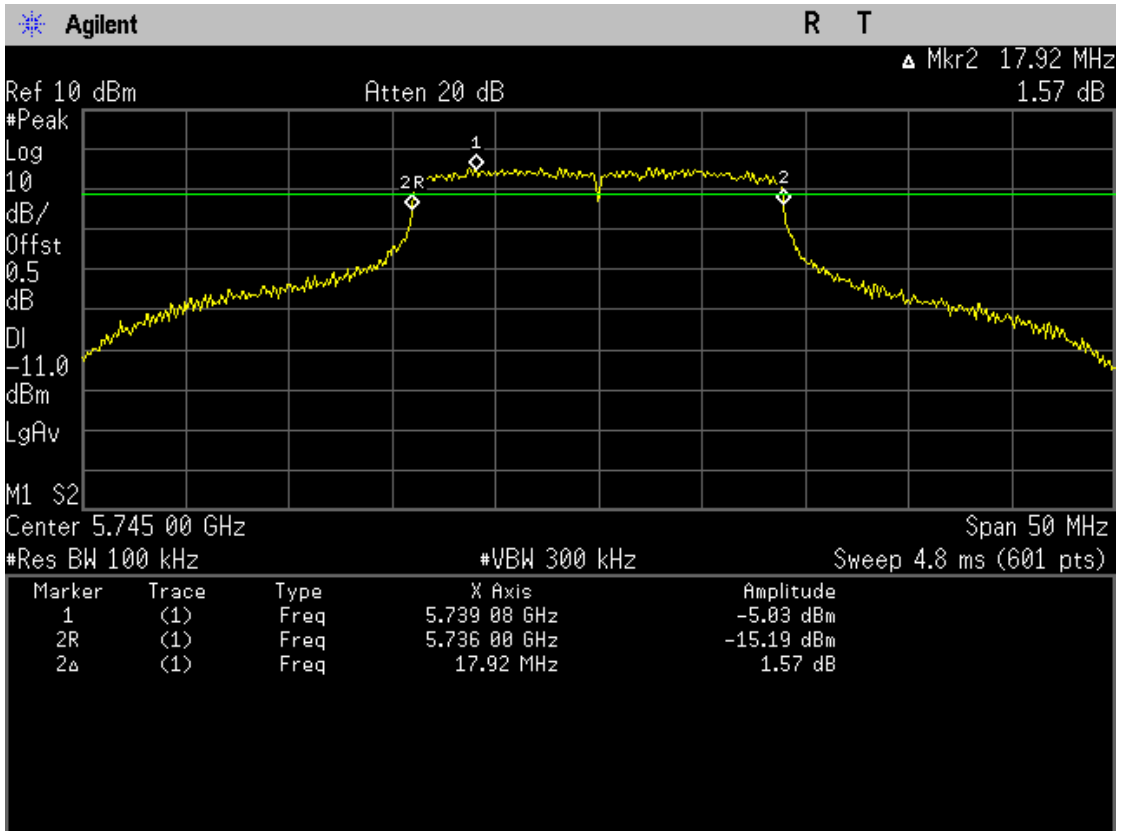
CH 6

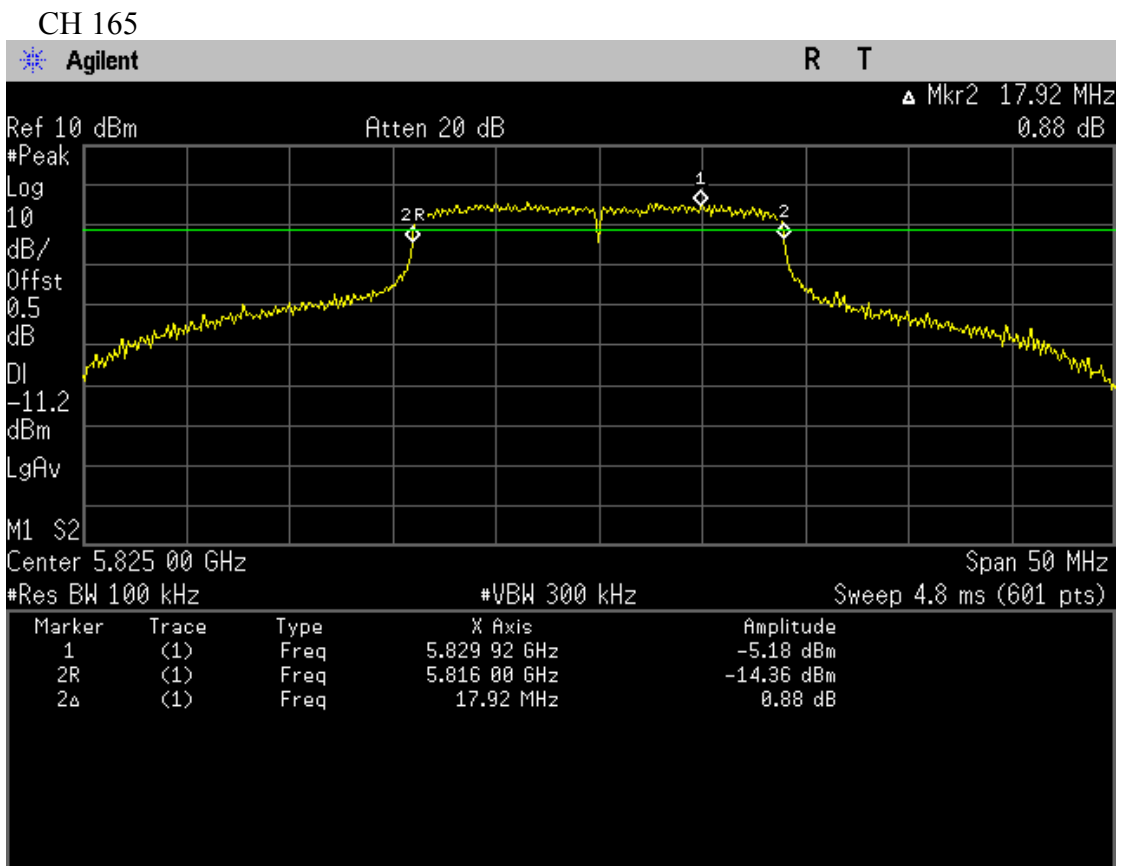
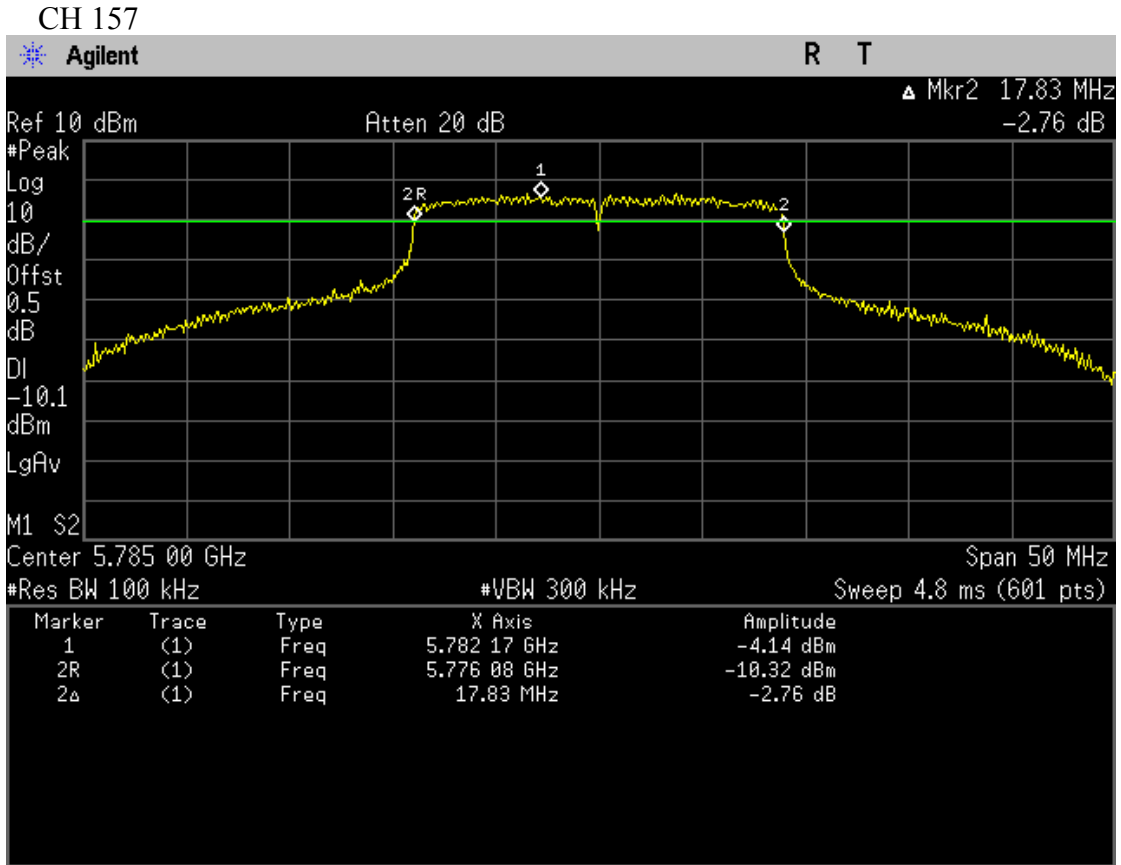


CH 11



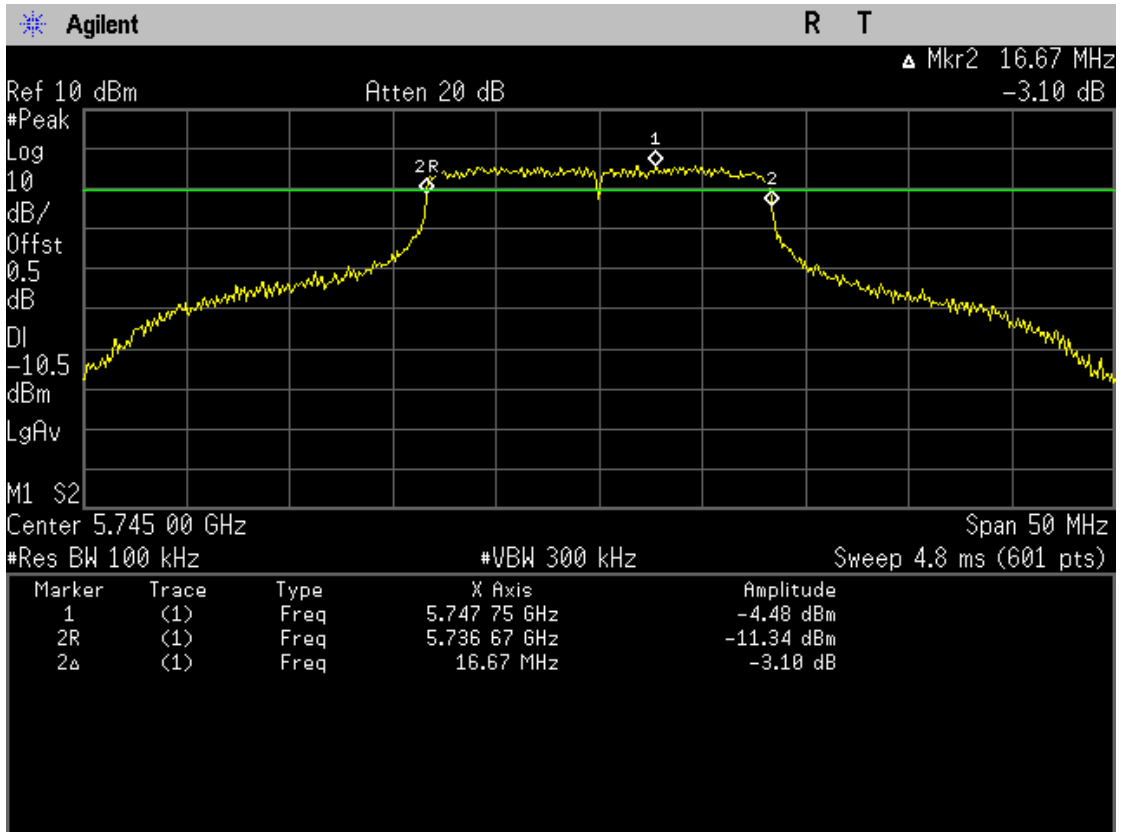
CH 149



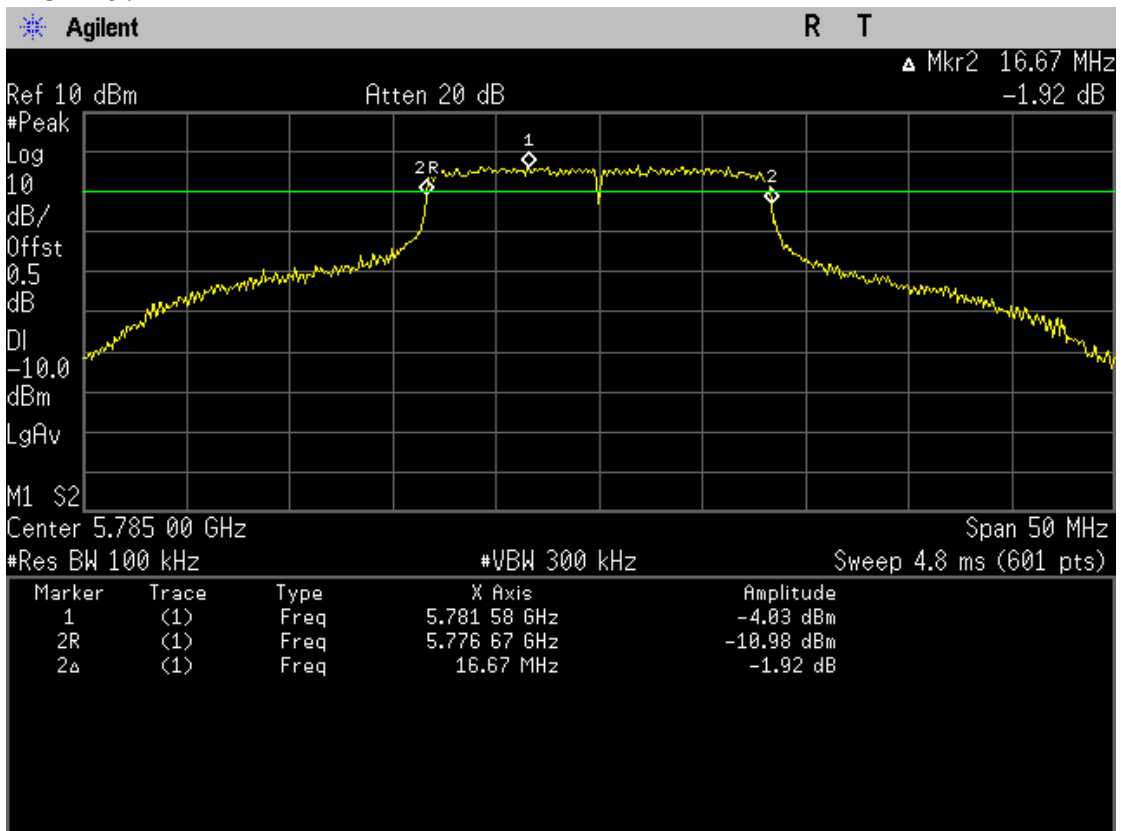


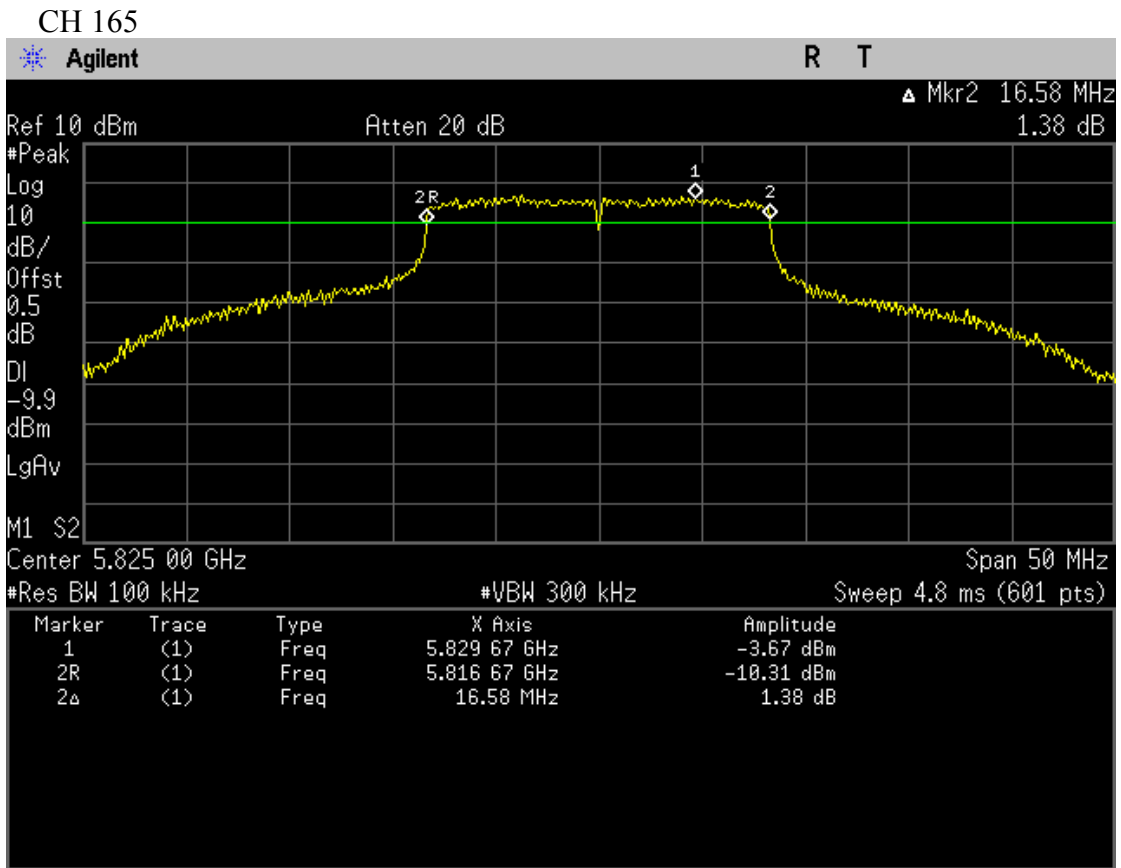
5.4.4. 802.11a

CH 149



CH 157





6. MAXIMUM PEAK OUTPUT POWER MEASUREMENT

6.1. Test Equipment

Item	Type	Manufacturer	Model No.	Serial No.	Last Cal.	Next Cal.
1.	Power Meter	Agilent	N1911A	MY45100361	2013-01-05	2014-01-04
2.	Power Sensor	Agilent	N1921A	MY45240521	2013-01-05	2014-01-04

6.2. Block Diagram of Test Setup



— : SIGNAL LINE

6.3. Specification Limits (§15.247(b)(3))

For systems using digital modulation in the 902-928 MHz, 2400-2483.5 MHz, and 5725-5850 MHz bands: 1 Watt. As an alternative to a peak power measurement, compliance with the one Watt limit can be based on a measurement of the maximum conducted output power. Maximum Conducted Output Power is defined as the total transmit power delivered to all antennas and antenna elements averaged across all symbols in the signaling alphabet when the transmitter is operating at its maximum power control level. Power must be summed across all antennas and antenna elements. The average must not include any time intervals during which the transmitter is off or is transmitting at a reduced power level. If multiple modes of operation are possible (e.g., alternative modulation methods), the maximum conducted output power is the highest total transmit power occurring in any mode.

6.4. Test Results

PASSED. All the test results are attached in next pages.

Test Date: Apr.19, 2013 Test Mode: 802.11b

Test Condition			Peak Power (dBm)		
Temperature (*C)	Voltage (V)	Data rate (Mbps)	CH 1 2412 MHz	CH 6 2437 MHz	CH 11 2462 MHz
20	5	1	15.24	14.48	14.28
20	5	2	15.17	14.23	14.16
20	5	5.5	14.85	13.84	13.52
20	5	11	14.98	14.43	14.13

Test Date: Apr.19, 2013 Test Mode: 802.11g

Test Condition			Peak Power (dBm)		
Temperature (*C)	Voltage (V)	Data rate (Mbps)	CH 1 2412 MHz	CH 6 2437 MHz	CH 11 2462 MHz
20	5	6	18.18	17.87	17.75
20	5	9	17.97	18.12	18.28
20	5	12	17.68	18.51	18.01
20	5	18	17.98	18.30	18.12
20	5	24	18.78	18.53	18.04
20	5	36	19.84	19.66	19.13
20	5	48	19.53	19.39	18.62
20	5	54	19.77	19.15	18.43

Test Date: Apr.19, 2013 Test Mode: 802.11n HT20

Test Condition			Peak Power (dBm)		
Temperature (*C)	Voltage (V)	Data rate (Mbps)	CH 1 2412 MHz	CH 6 2437 MHz	CH 11 2462 MHz
20	5	MCS0	17.86	18.19	17.64
20	5	MCS1	18.48	18.09	17.45
20	5	MCS2	18.64	18.24	18.04
20	5	MCS3	18.65	18.23	18.15
20	5	MCS4	16.28	16.69	16.55
20	5	MCS5	15.32	14.87	15.59
20	5	MCS7	18.83	19.16	18.98

Test Date: Apr.19, 2013 Test Mode: 802.11n HT20

Test Condition			Peak Power (dBm)		
Temperature (*C)	Voltage (V)	Data rate (Mbps)	CH 149 5745 MHz	CH 157 5785 MHz	CH 165 5825 MHz
20	5	MCS0	15.12	15.60	15.54
20	5	MCS1	15.99	15.44	15.66
20	5	MCS2	16.24	16.04	15.40
20	5	MCS3	16.63	16.21	15.92
20	5	MCS4	15.90	15.73	15.74
20	5	MCS5	15.55	14.93	15.06
20	5	MCS7	14.01	12.31	13.21

Test Date: Apr.19, 2013 Test Mode: 802.11a

Test Condition			Peak Power (dBm)		
Temperature (*C)	Voltage (V)	Data rate (Mbps)	CH 149 5745 MHz	CH 157 5785 MHz	CH 165 5825 MHz
20	5	6	16.22	16.64	16.21
20	5	9	16.13	16.71	16.29
20	5	12	16.85	16.39	16.35
20	5	18	16.68	16.65	16.67
20	5	24	17.12	16.56	16.94
20	5	36	17.24	17.55	16.98
20	5	48	16.84	16.22	15.67
20	5	54	14.87	14.89	14.18

7. BAND EDGES MEASUREMENT

7.1. Test Equipment

Item	Type	Manufacturer	Model No.	Serial No.	Last Cal.	Next Cal.
1.	Spectrum Analyzer	Agilent	E4447A	MY45300136	2013-01-05	2014-01-04

7.2. Block Diagram of Test Setup

The same as section 5.2.

7.3. Specification Limits (§15.247(d))

In any 100 kHz bandwidth outside the frequency band in which the spread spectrum or digitally modulated intentional radiator is operating, the radio frequency power that is produced by the intentional radiator shall be at least 20 dB below that in the 100 kHz bandwidth within the band that contains the highest level of the desired power, based on either an RF conducted or a radiated measurement, provided the transmitter demonstrates compliance with the peak conducted power limits. If the transmitter complies with the conducted power limits based on the use of RMS averaging over a time interval, as permitted under paragraph (b)(3) of this section, the attenuation required under this paragraph shall be 30 dB instead of 20 dB. Attenuation below the general limits specified in Section 15.209(a) is not required. In addition, radiated emissions which fall in the restricted bands, as defined in Section 15.205(a), must also comply with the radiated emission limits specified in Section 15.209(a) (see Section 15.205(c)).

7.4. Test Results

PASSED. The testing data was attached in the next pages.

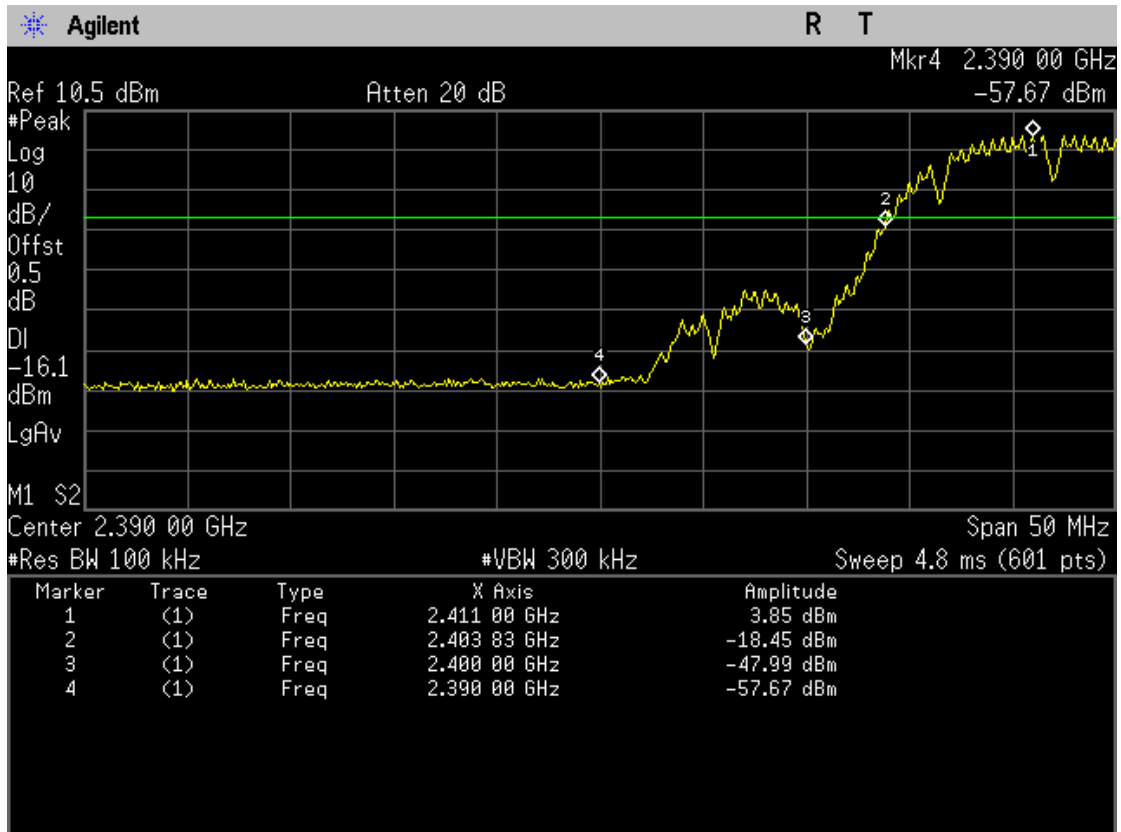
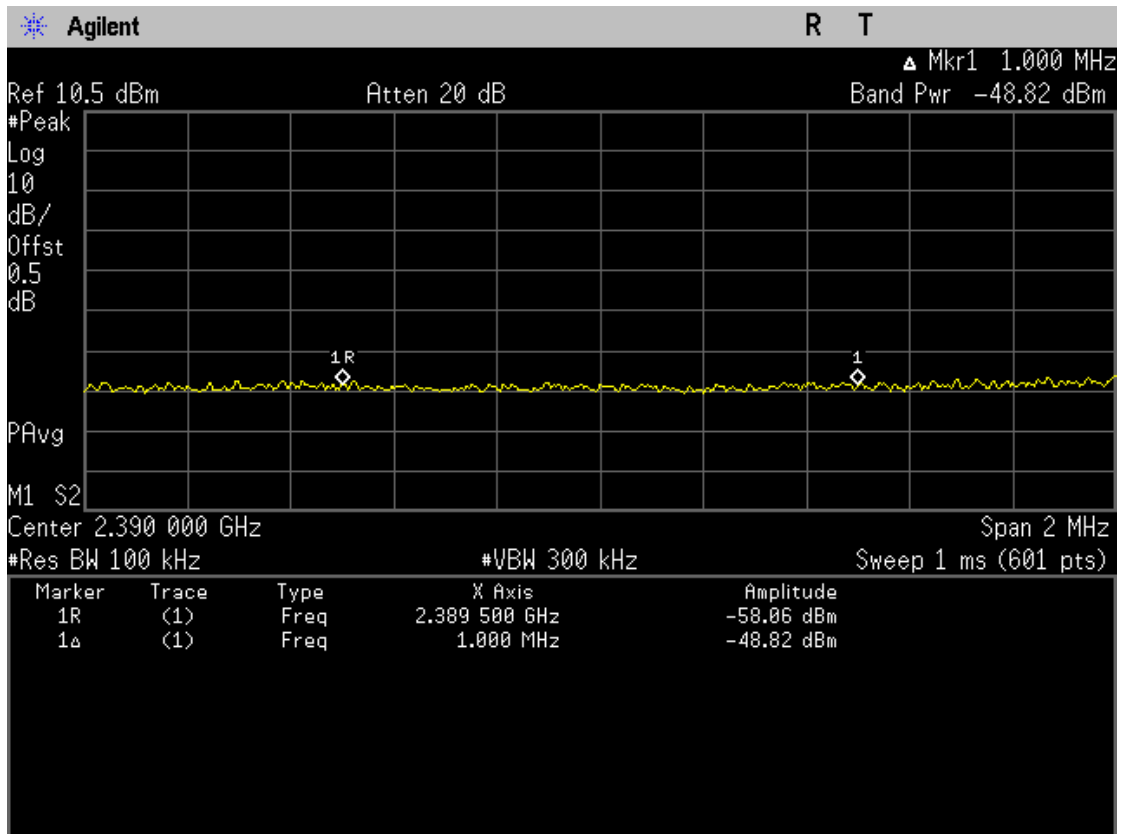
Test Date: Apr.20, 2013

Temperature: 19.1 °C

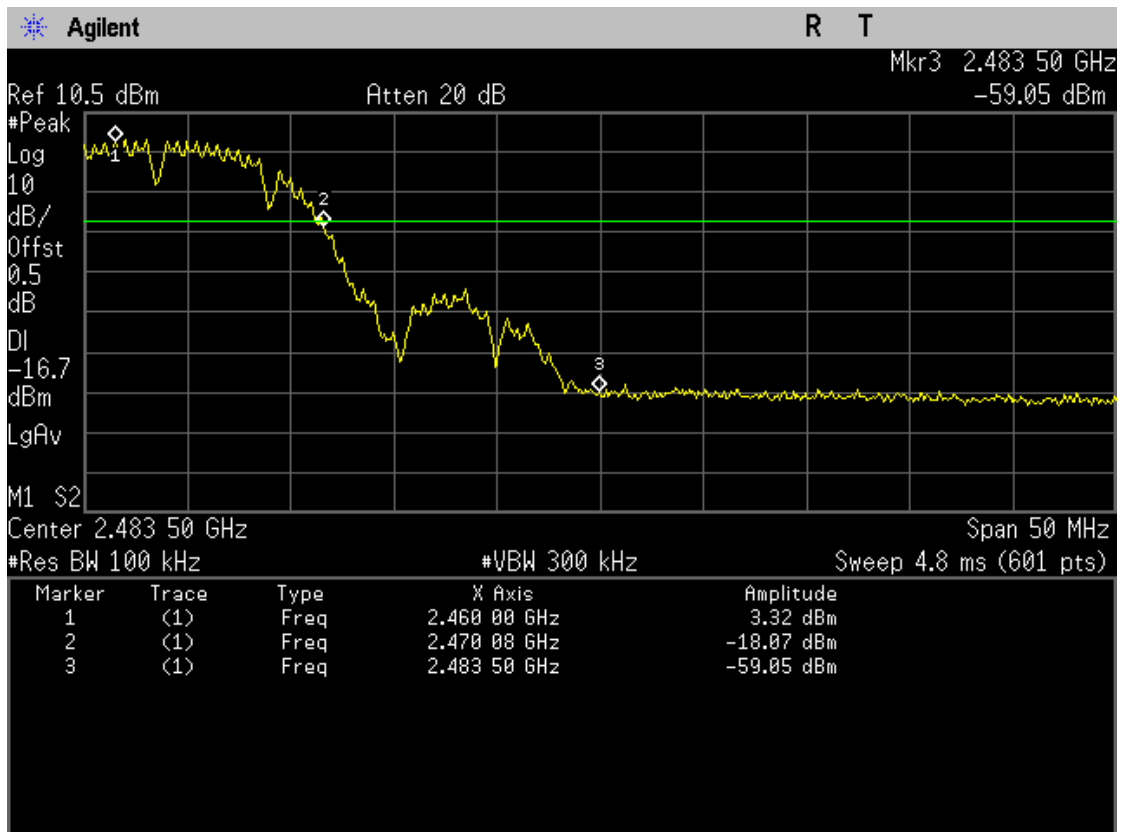
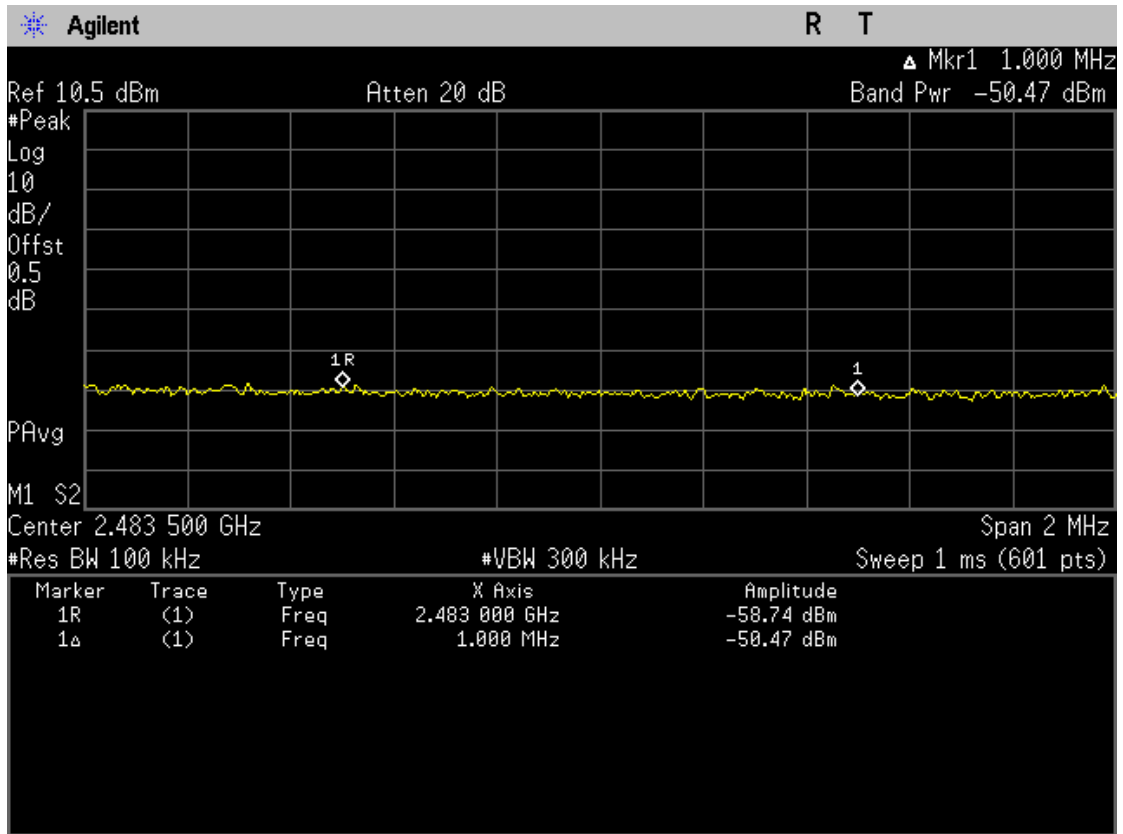
Humidity: 58 %

7.4.1. 802.11b

CH1

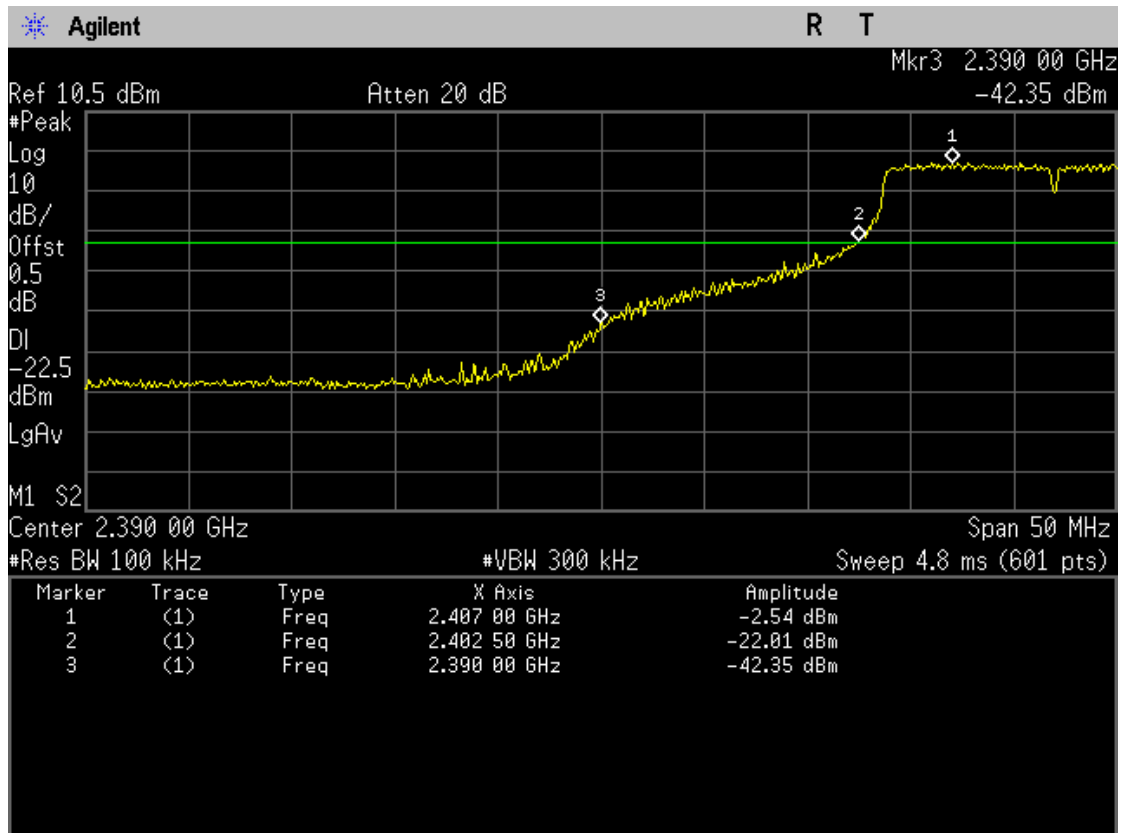
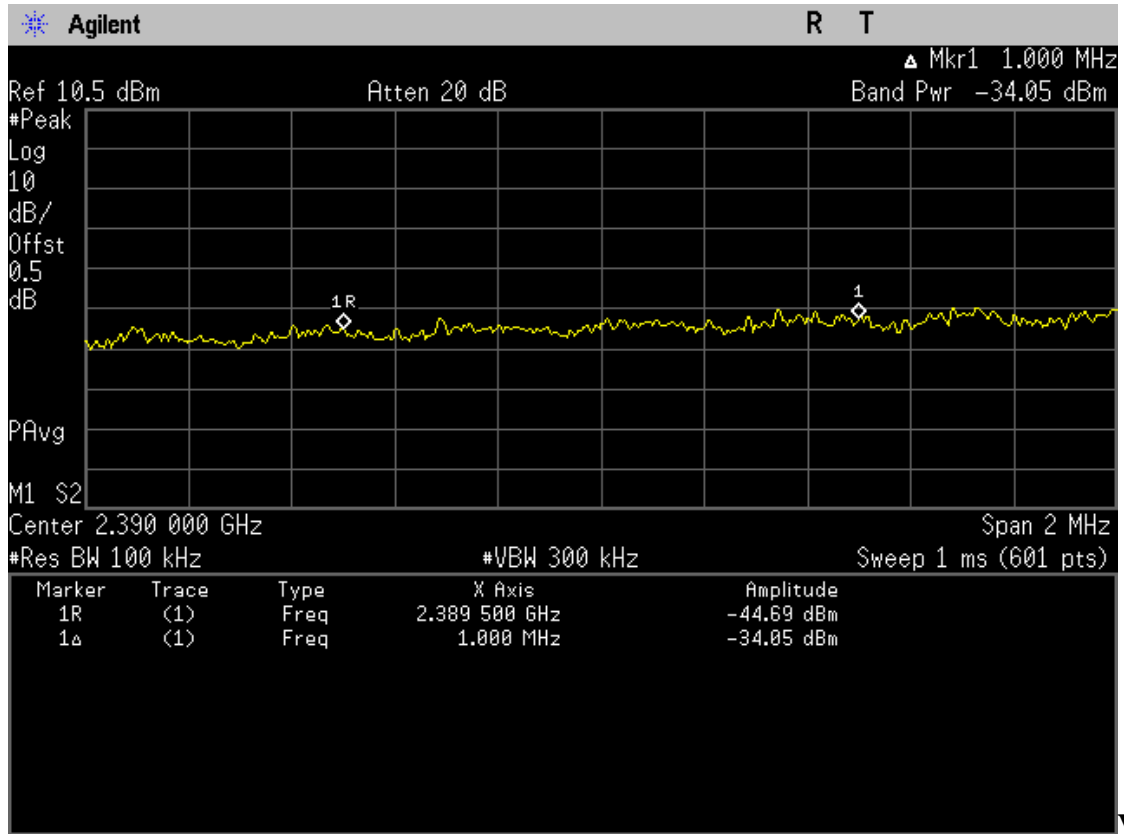


CH11

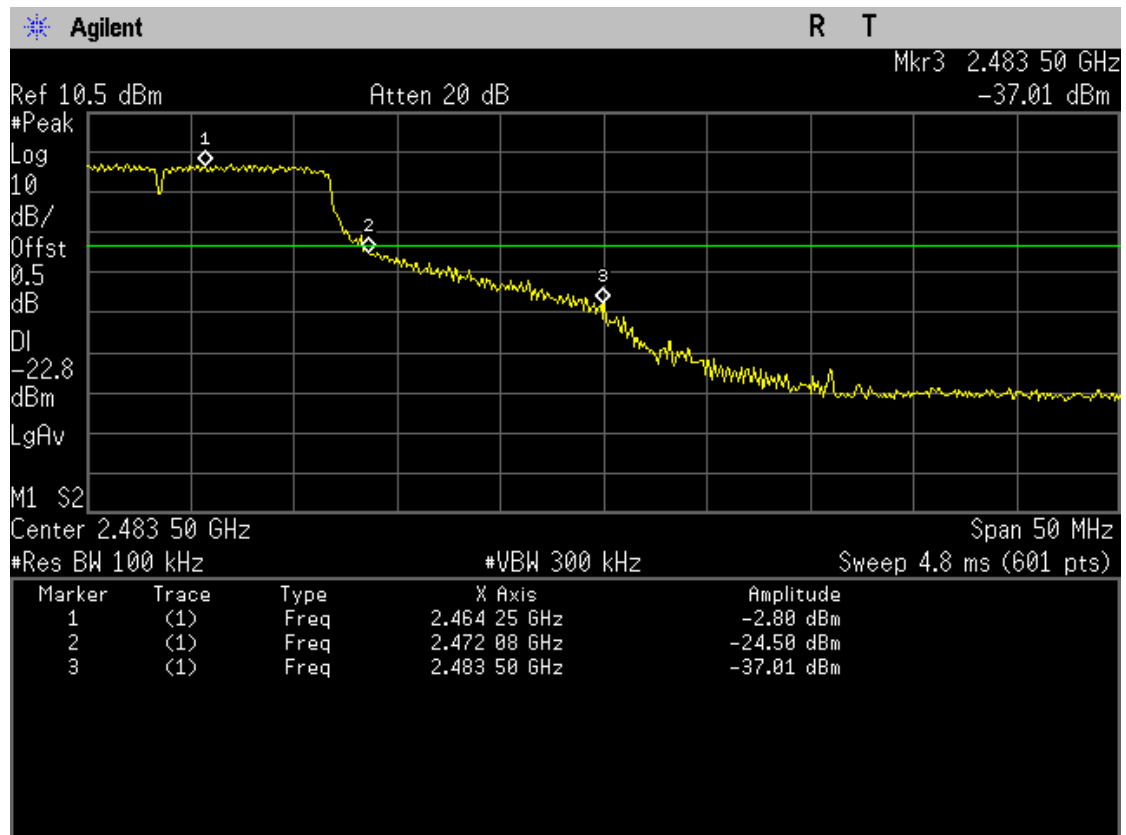
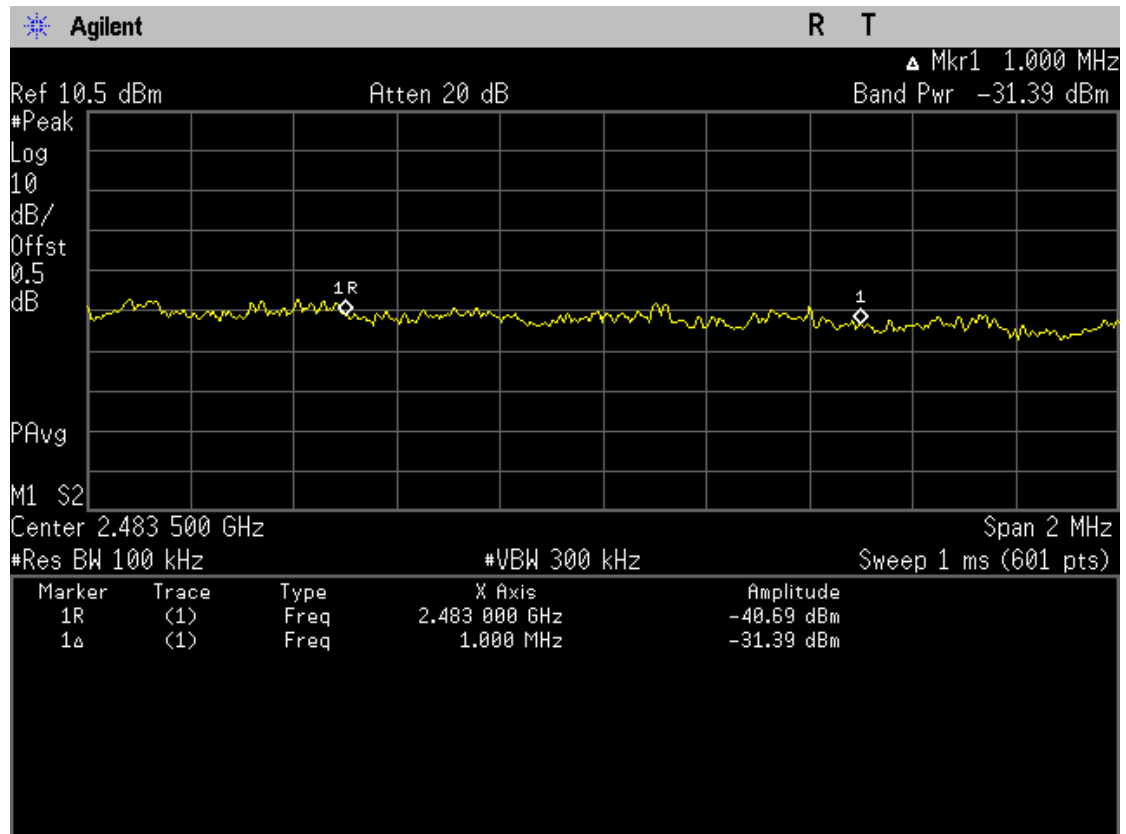


7.4.2. 802.11g

CH1

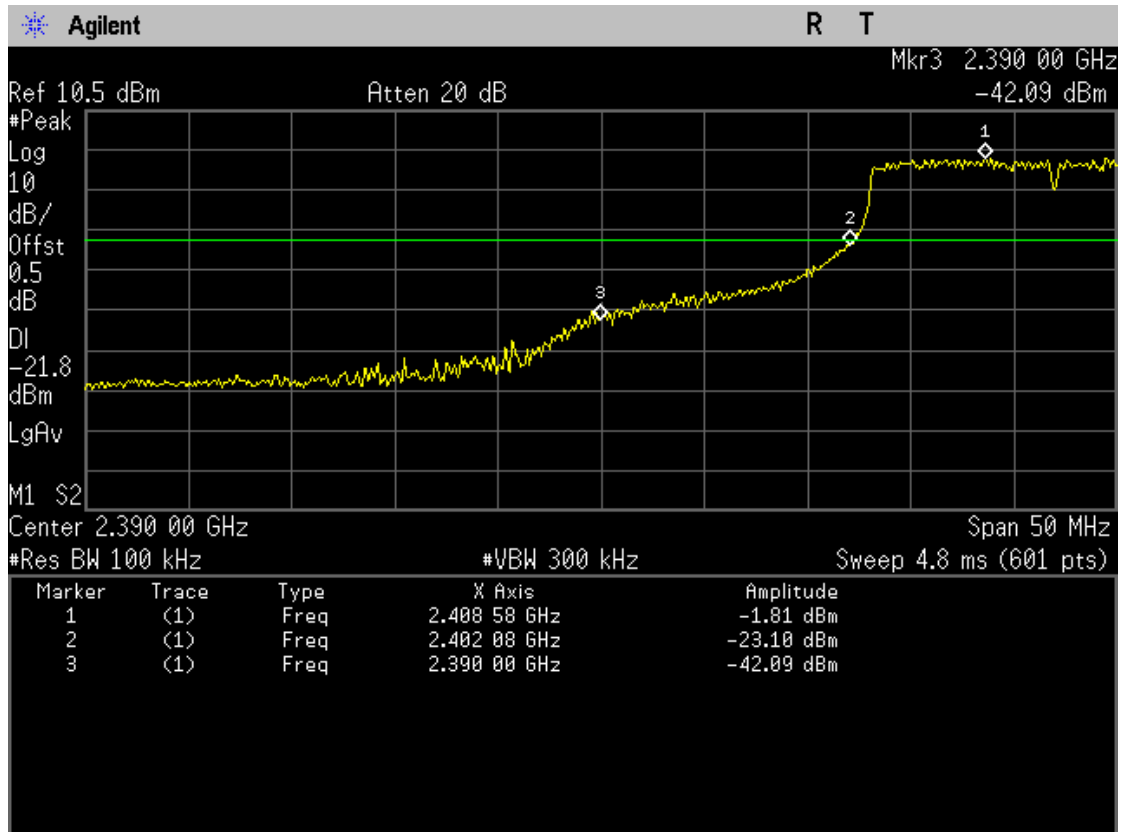
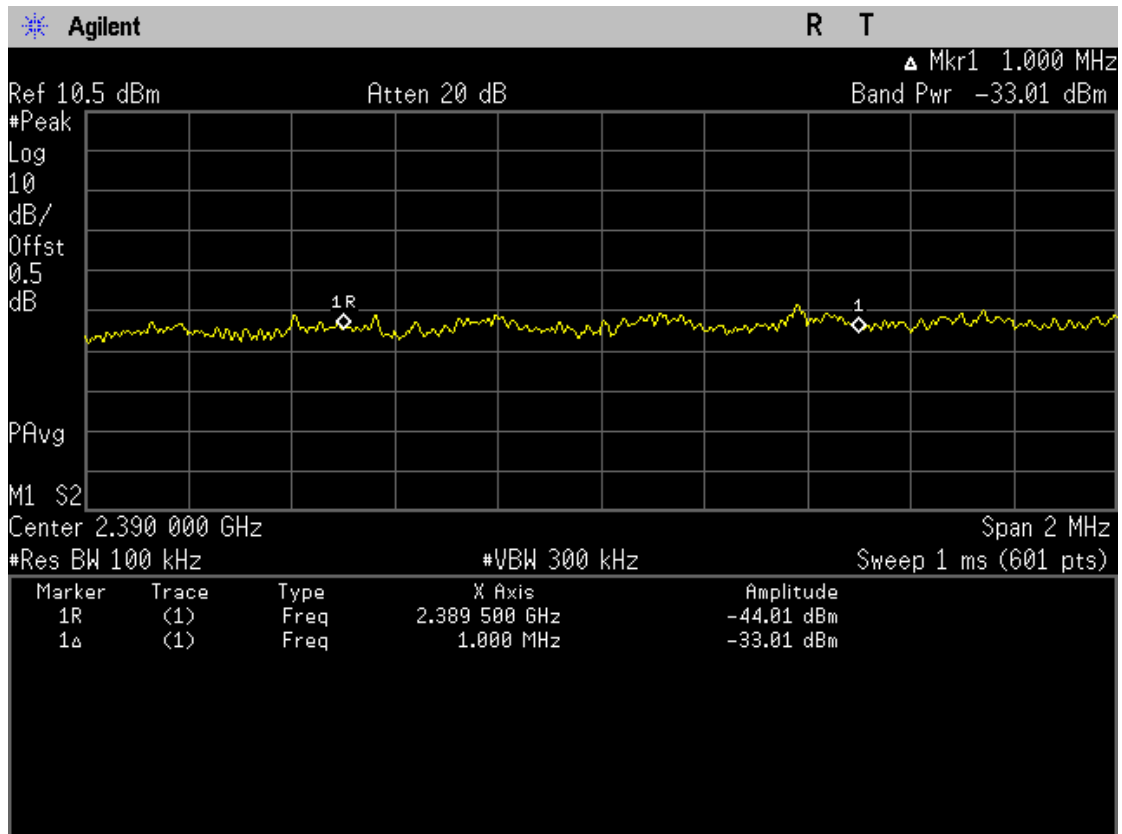


CH11

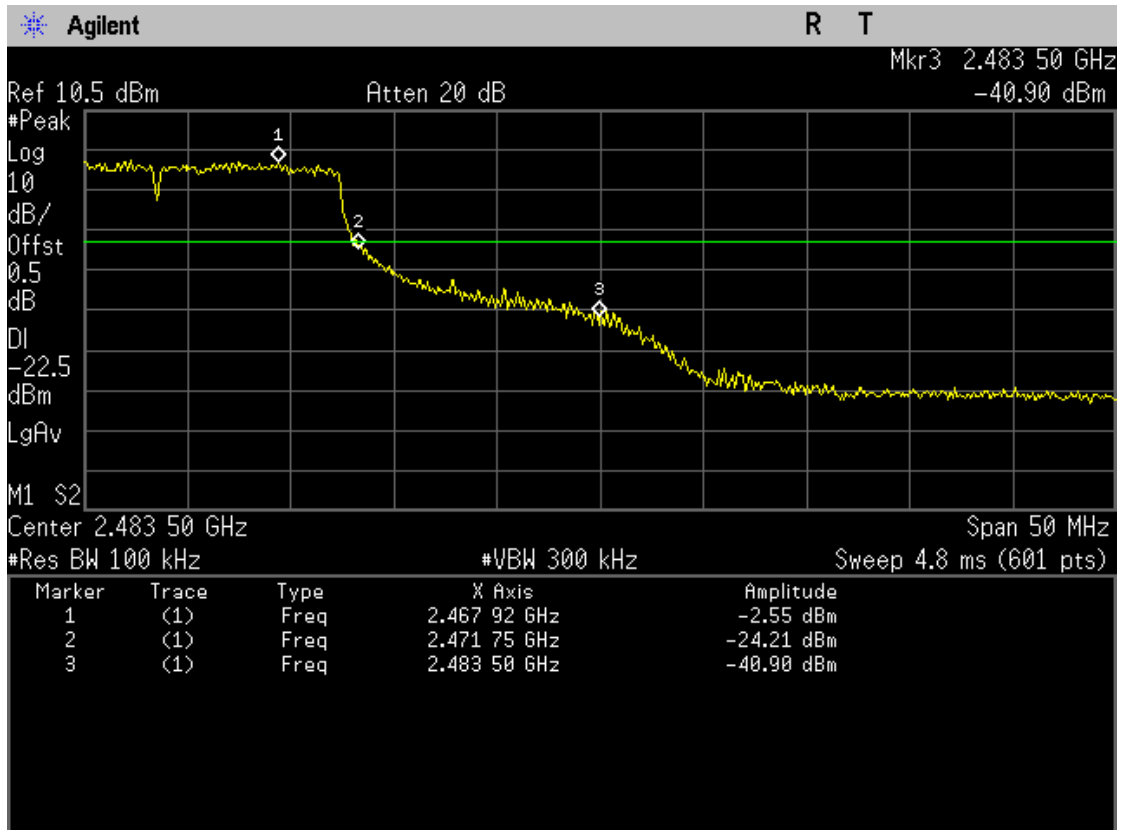
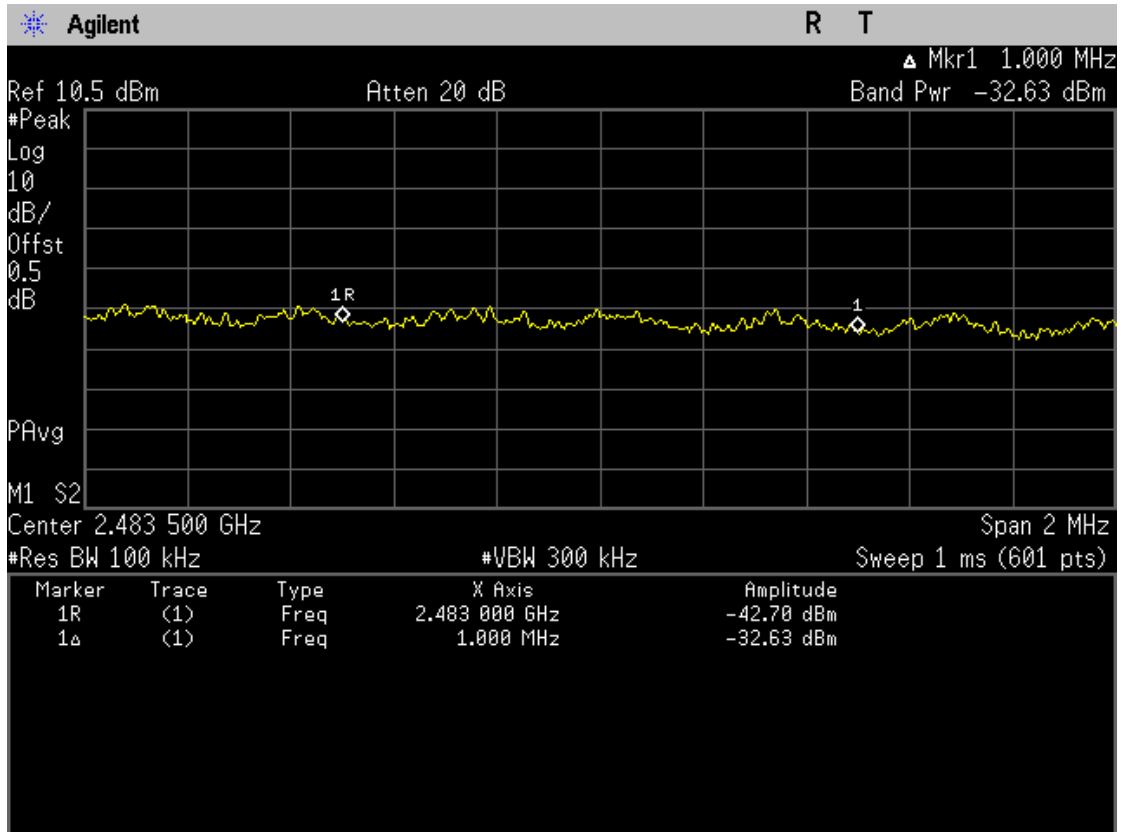


7.4.3. 802.11n HT20

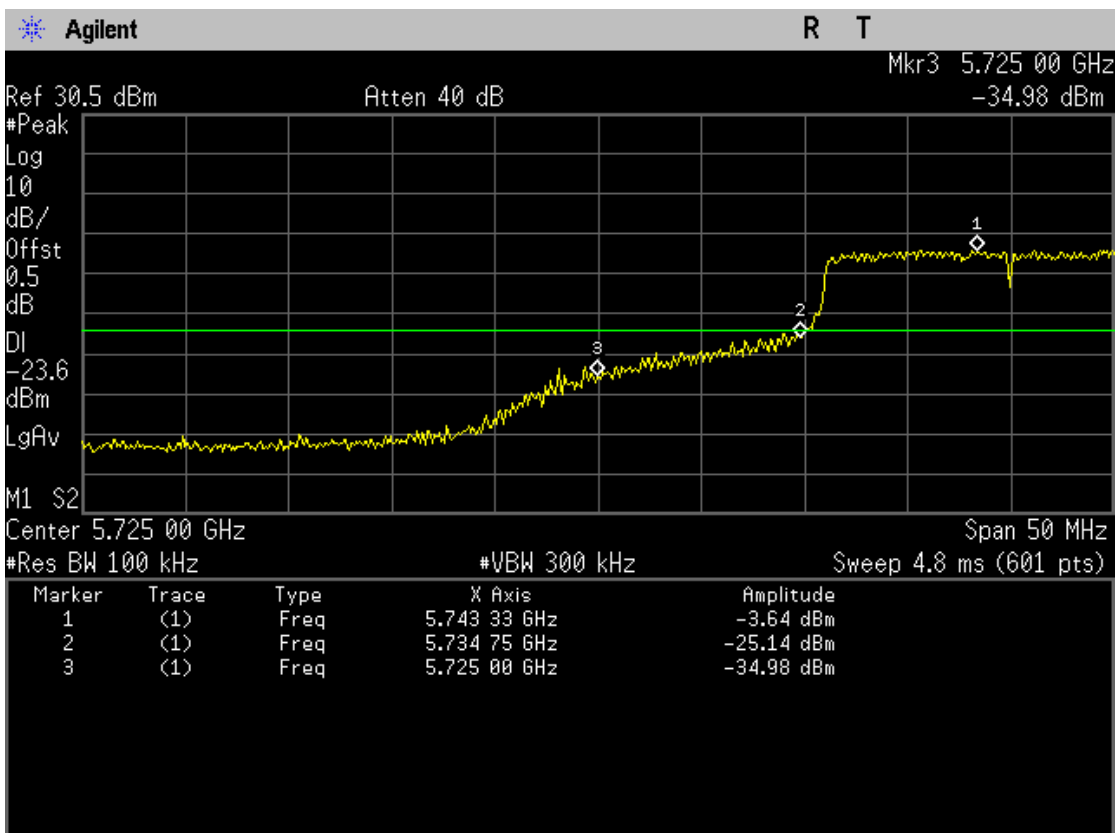
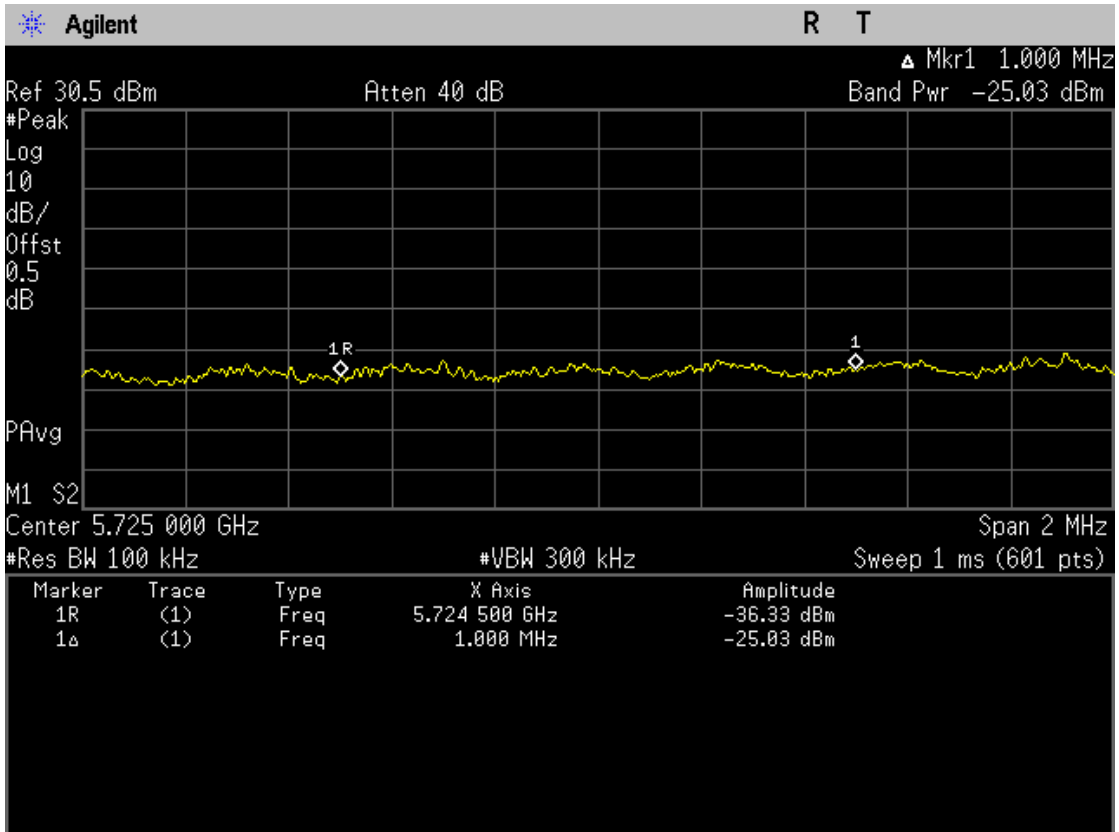
CH1



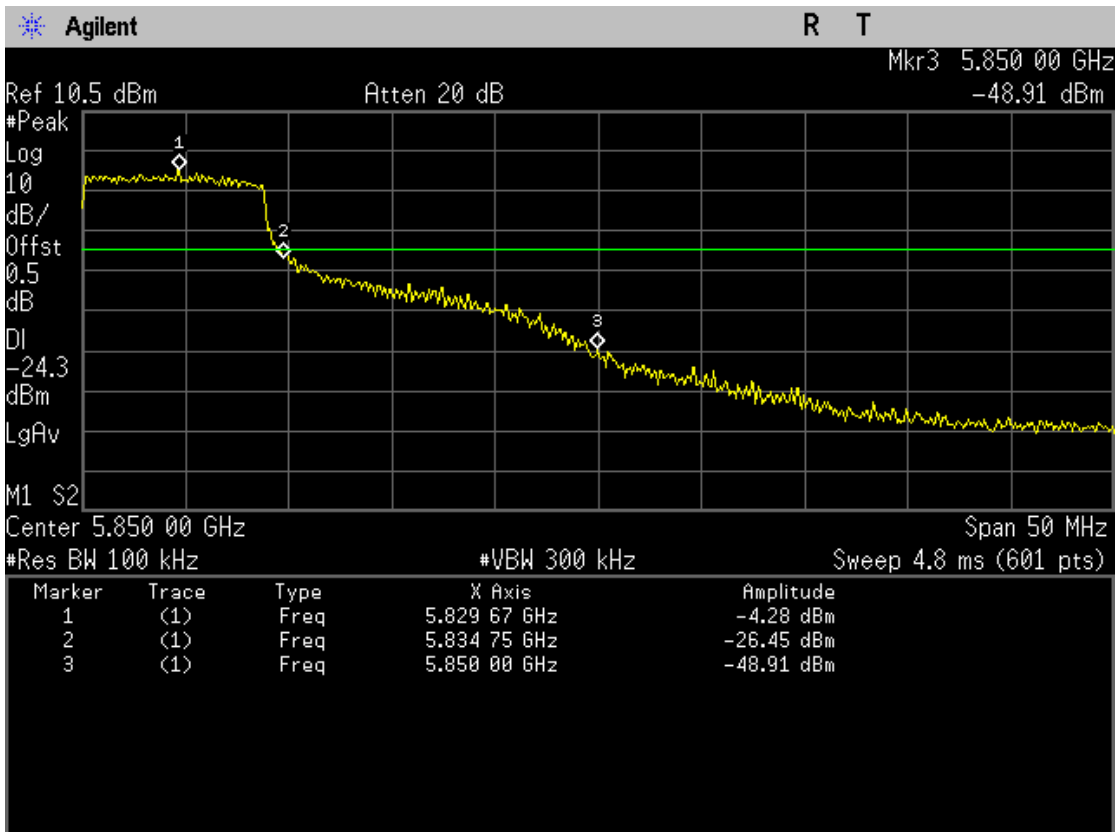
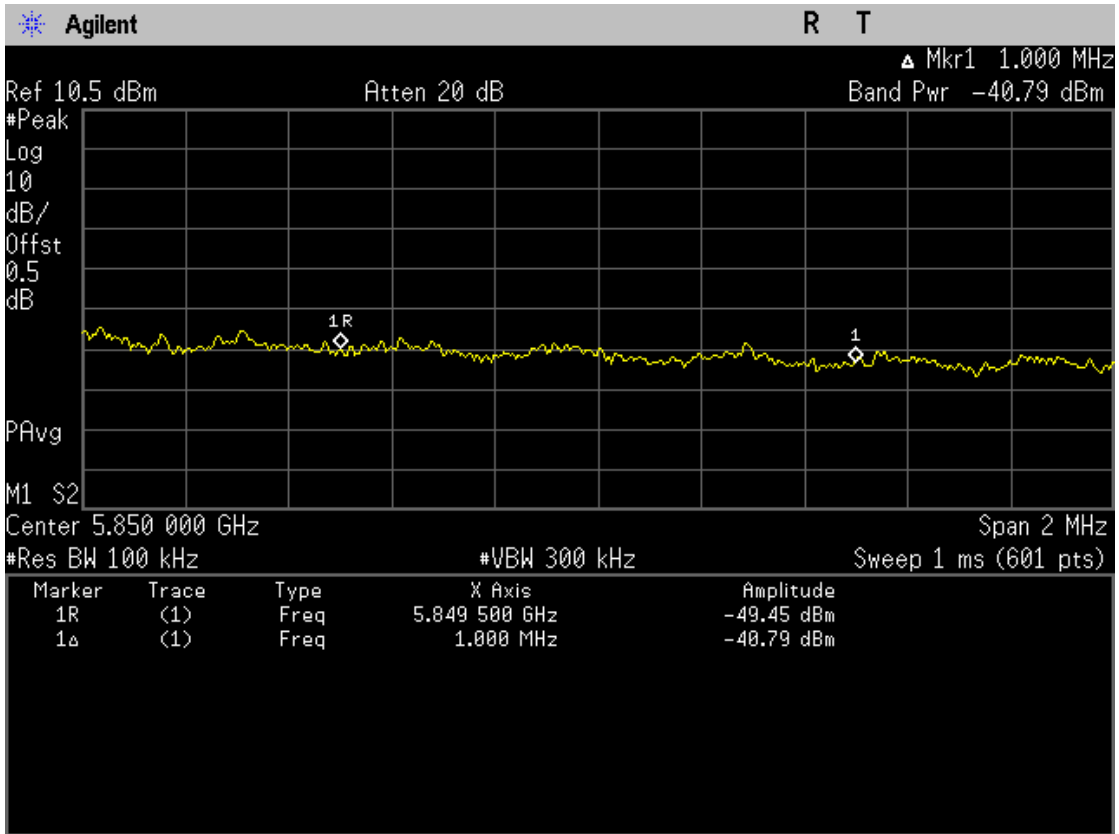
CH11



CH149

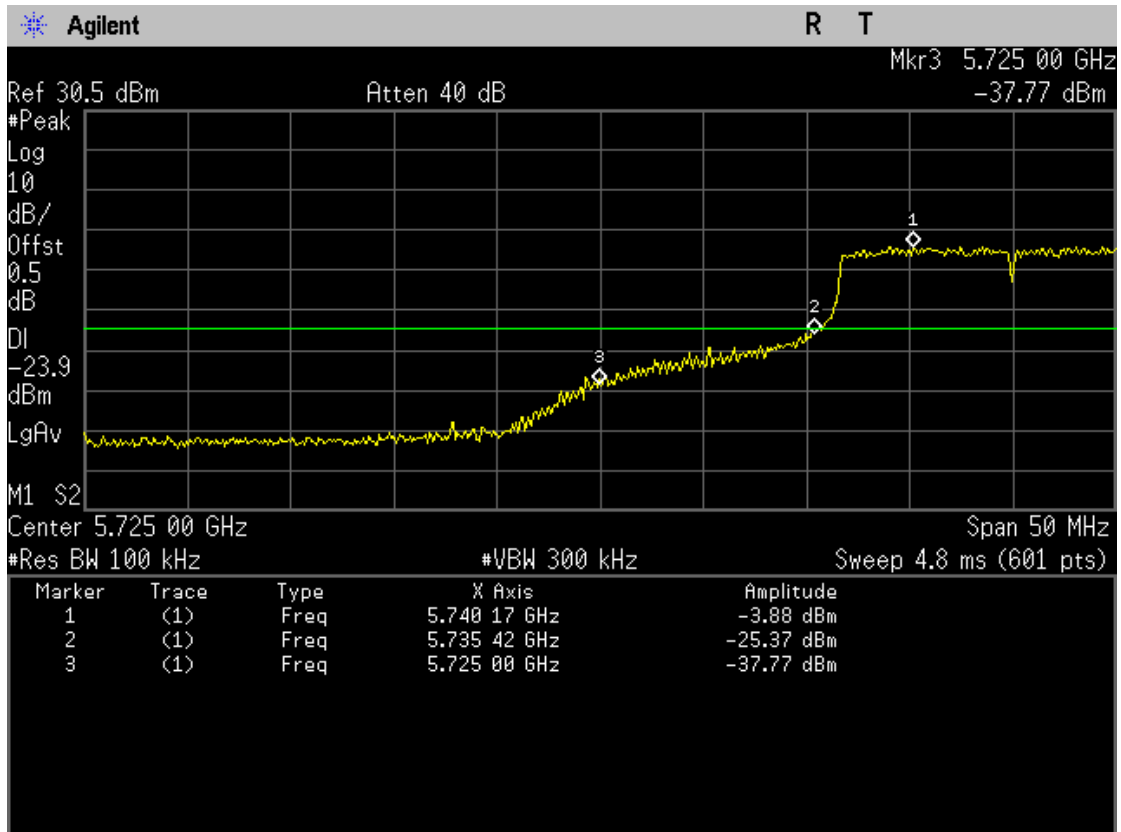
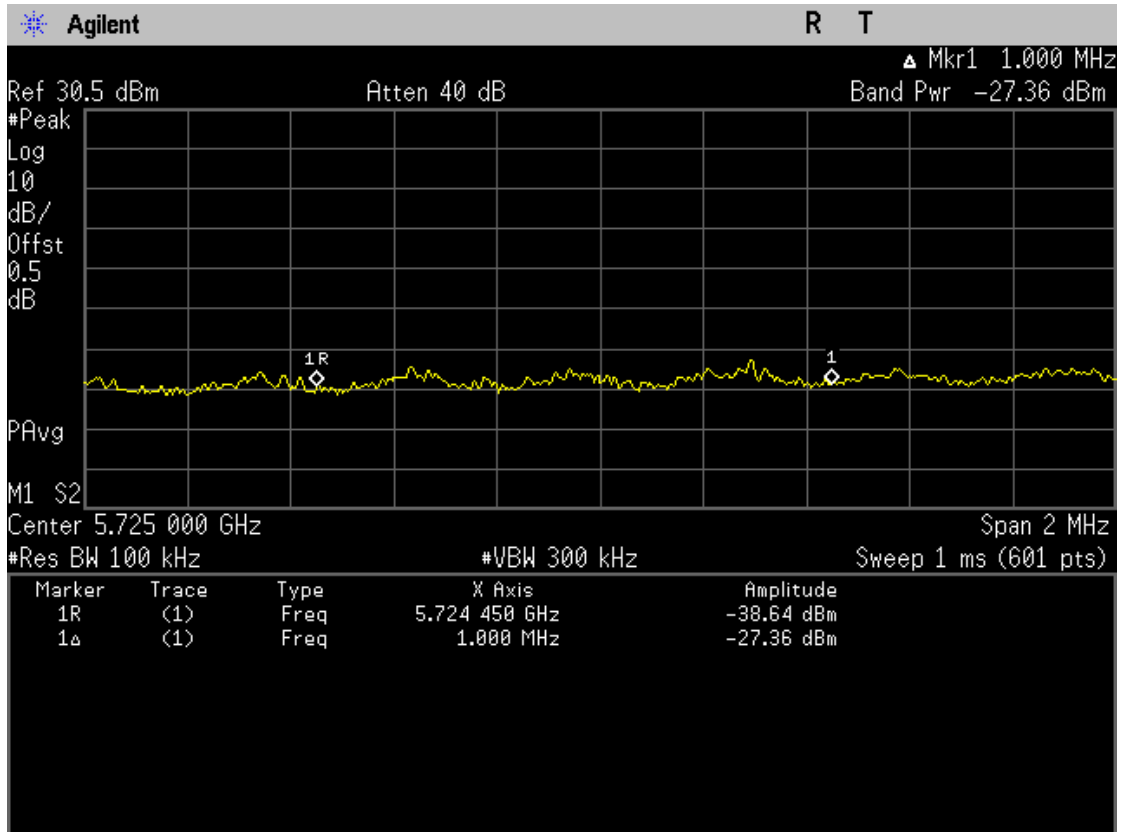


CH165

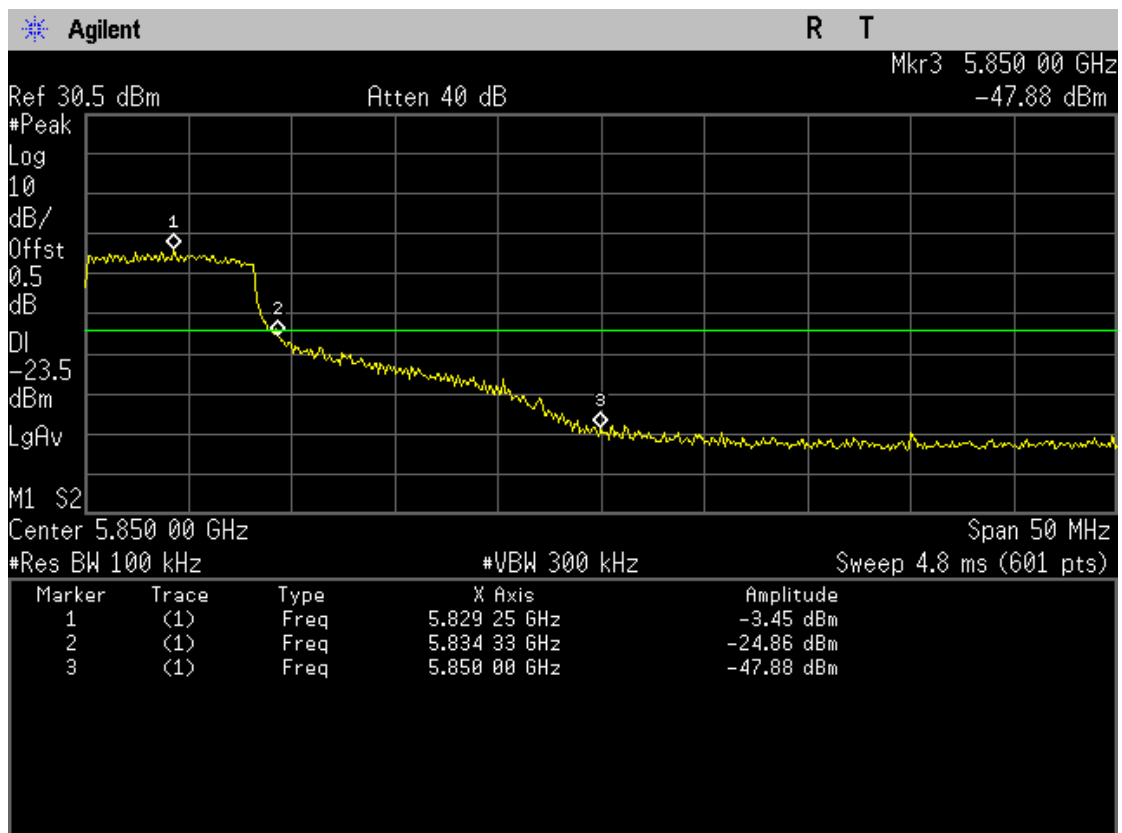
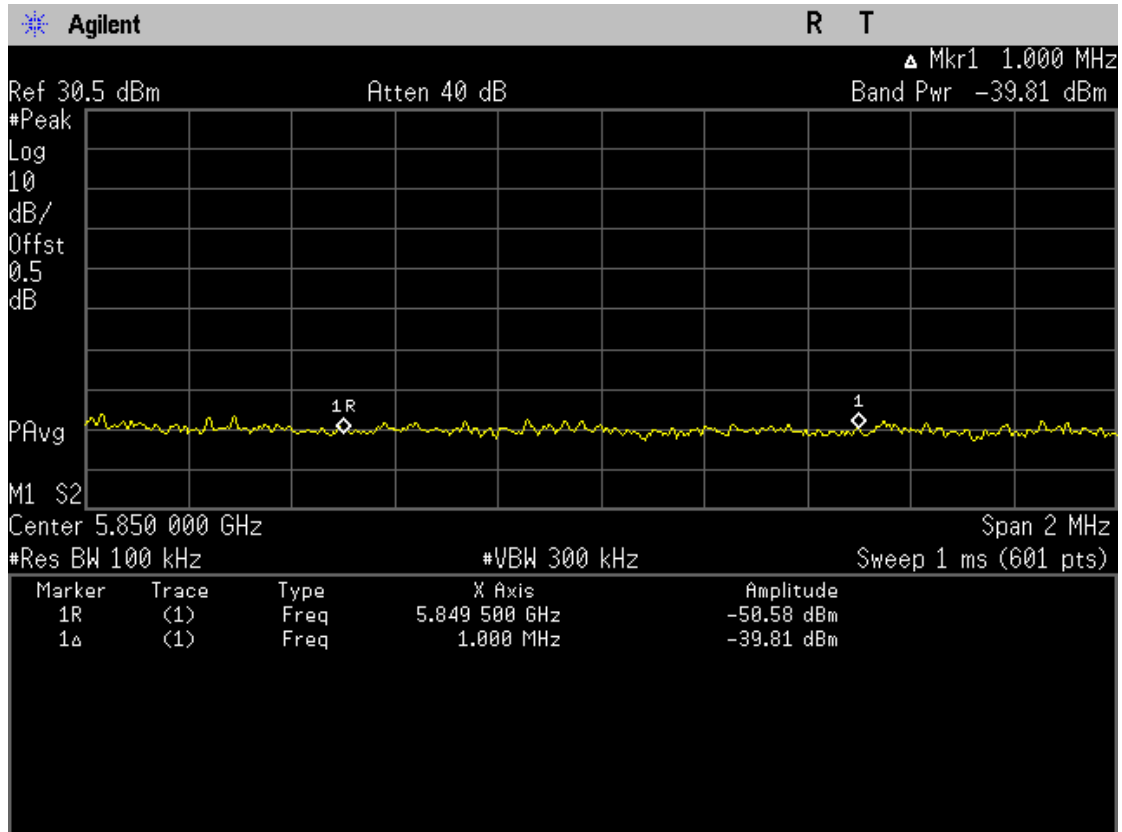


7.4.4. 802.11a

CH149



CH165



8. POWER SPECTRAL DENSITY MEASUREMENT

8.1. Test Equipment

Item	Type	Manufacturer	Model No.	Serial No.	Last Cal.	Next Cal.
1.	Spectrum Analyzer	Agilent	E4447A	MY45300136	2013-01-05	2014-01-04

8.2. Block Diagram of Test Setup

The same as section 5.2.

8.3. Specification Limits (§15.247(e))

For digitally modulated systems, the power spectral density conducted from the intentional radiator to the antenna shall not be greater than 8 dBm in any 3 kHz band during any time interval of continuous transmission.

8.4. Test Results

PASSED. All the test results are attached in next page.

Test Date: Apr.20, 2013

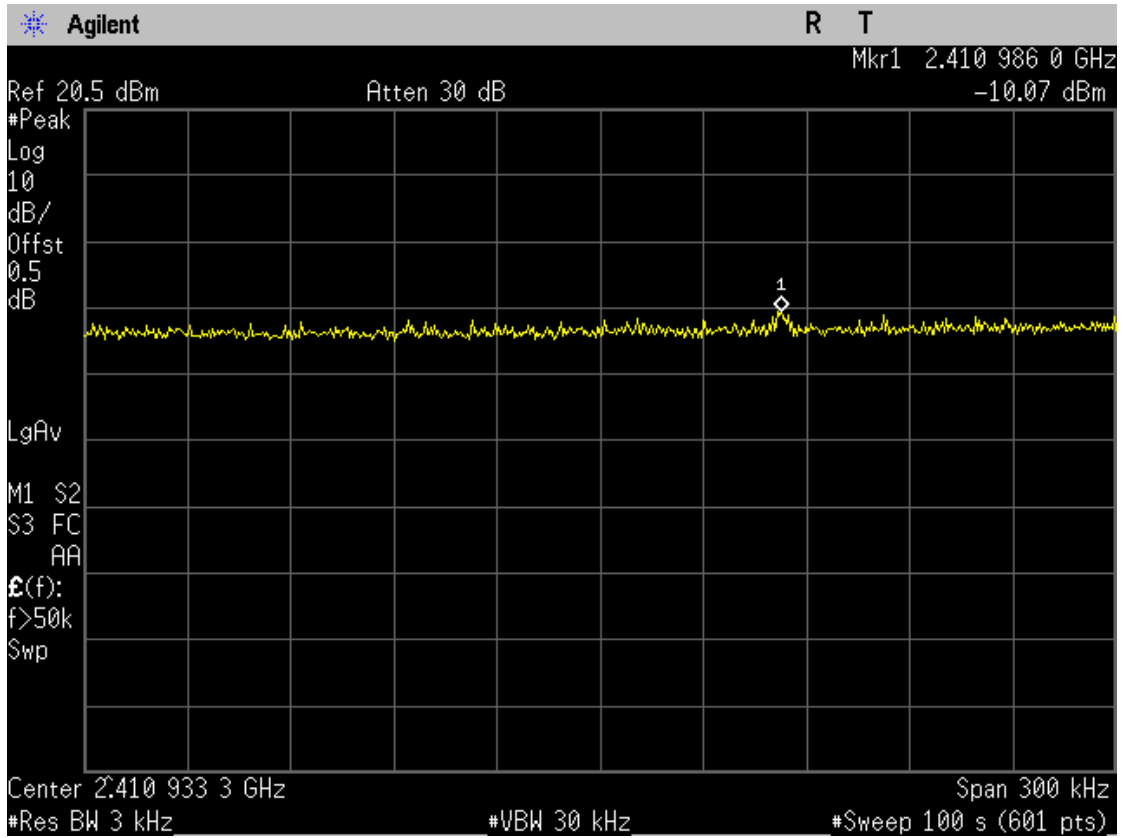
Temperature: 19.1 °C

Humidity: 58 %

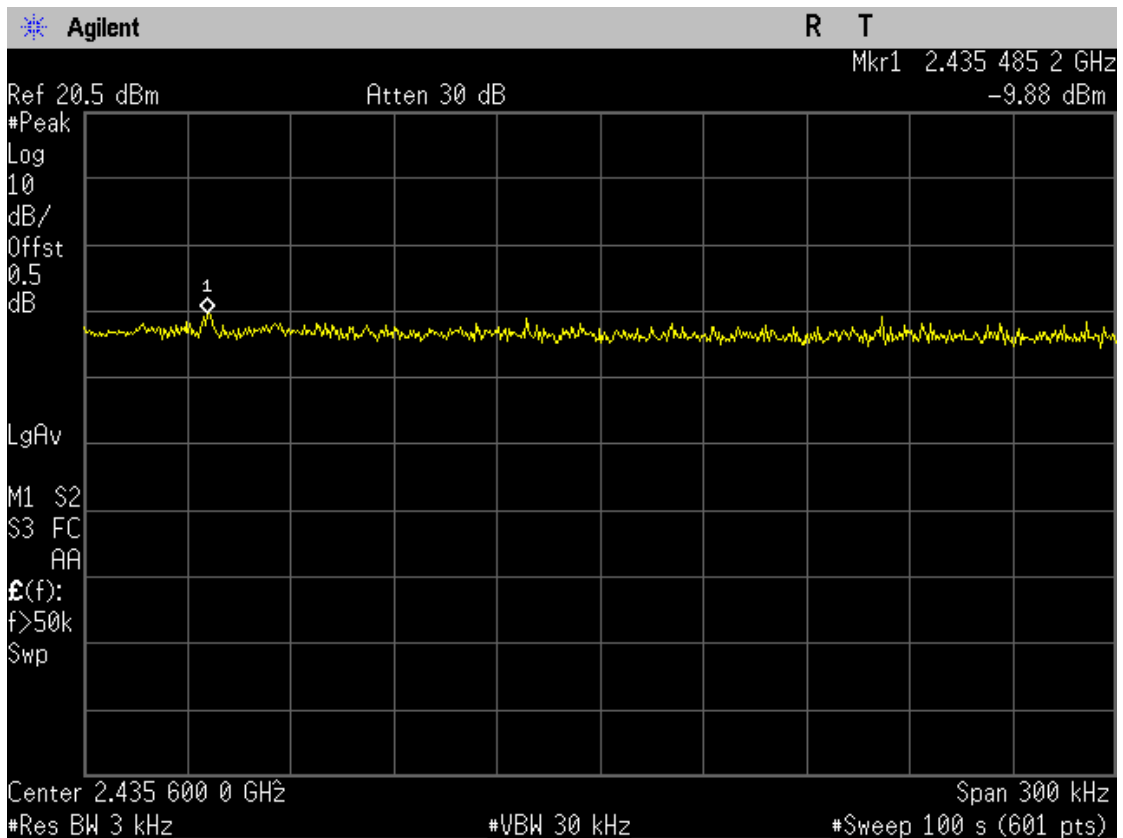
Item	Channel	Frequency(GHz)	Value(dBm)
802.11b	1	2.410986	-10.07
	6	2.435485	-9.88
	11	2.461041	-10.49
802.11g	1	2.415388	-13.69
	6	2.441111	-11.52
	11	2.466675	-14.08
802.11n HT20	1	2.414515	-14.62
	6	2.430109	-14.33
	11	2.455986	-14.14
	149	5.744034	-17.18
	157	5.780544	-16.36
	165	5.824666	-16.90
802.11a	149	5.741459	-15.32
	157	5.787266	-22.37
	165	5.820400	-21.80

8.4.1. 802.11b

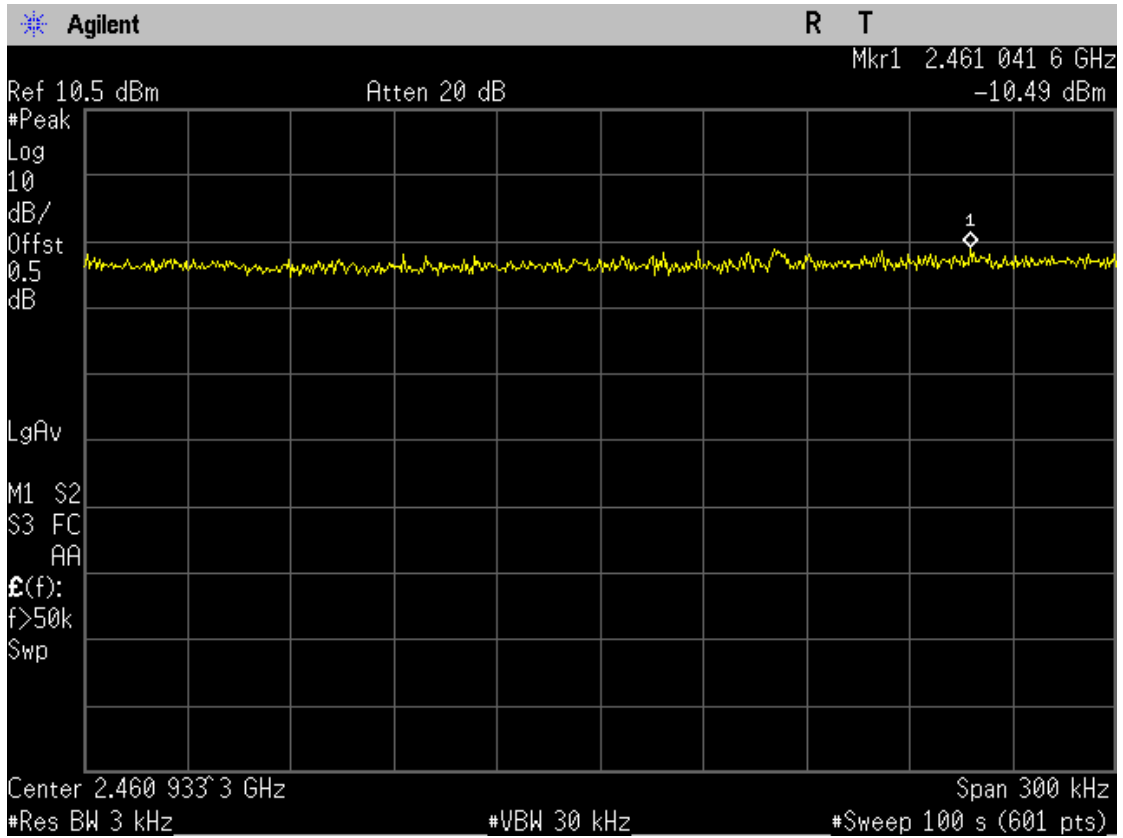
CH 1



CH 6

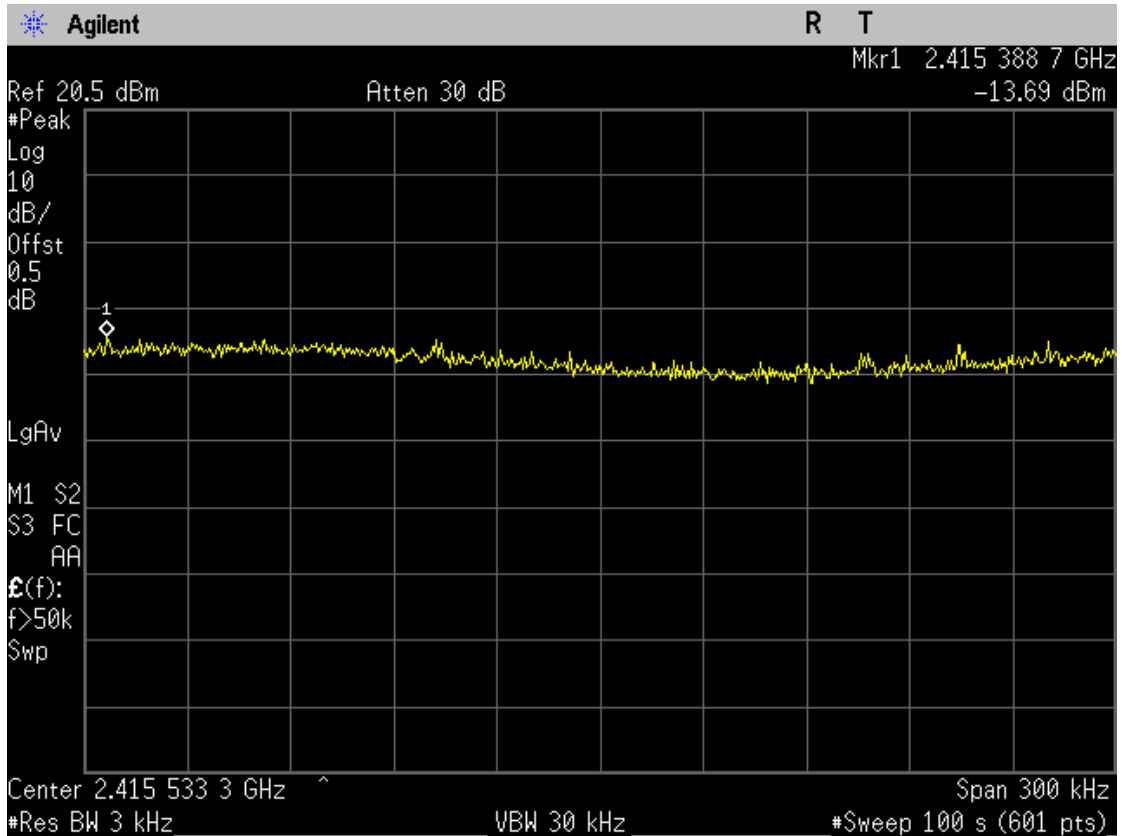


CH 11

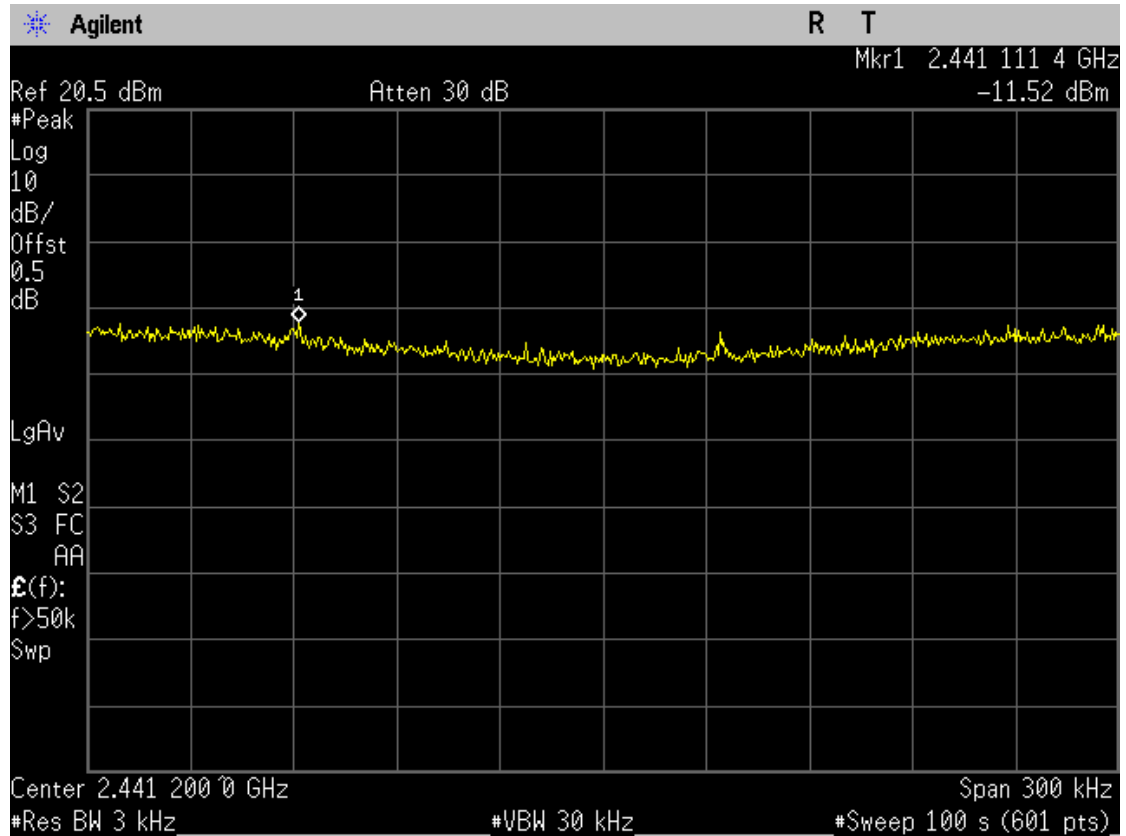


8.4.2. 802.11g

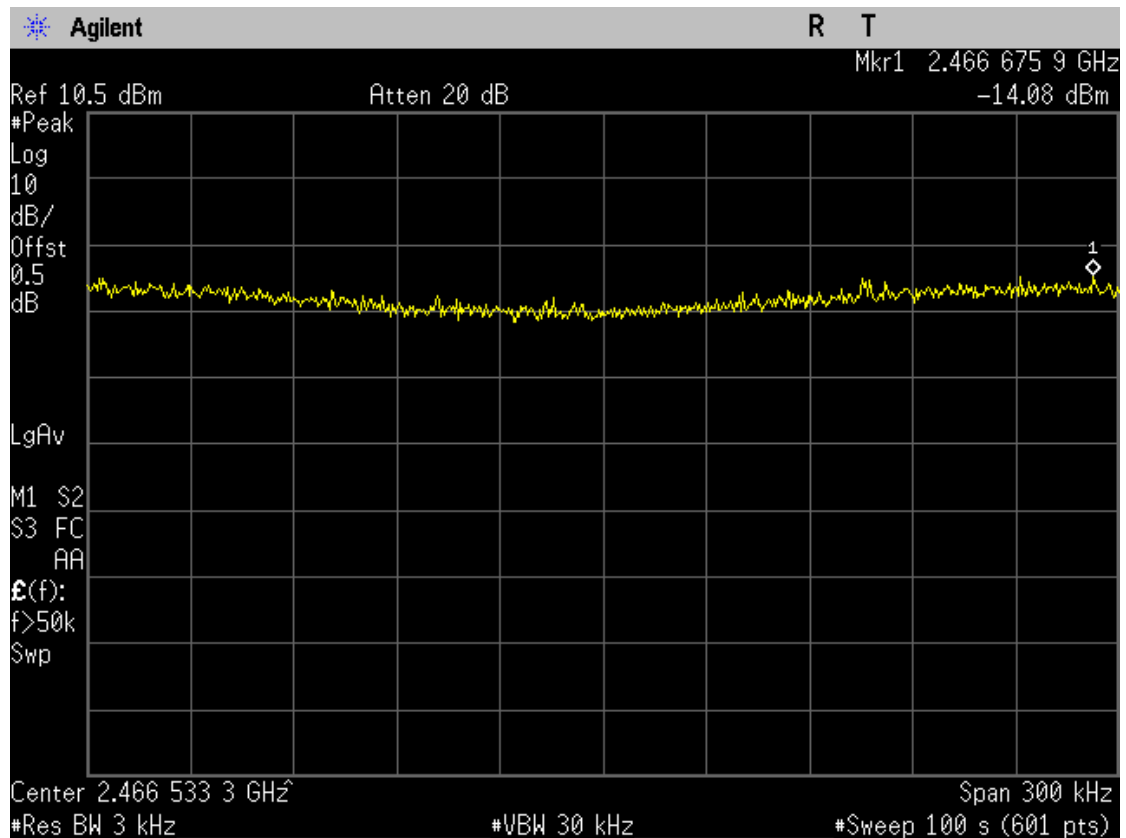
CH 1



CH 6

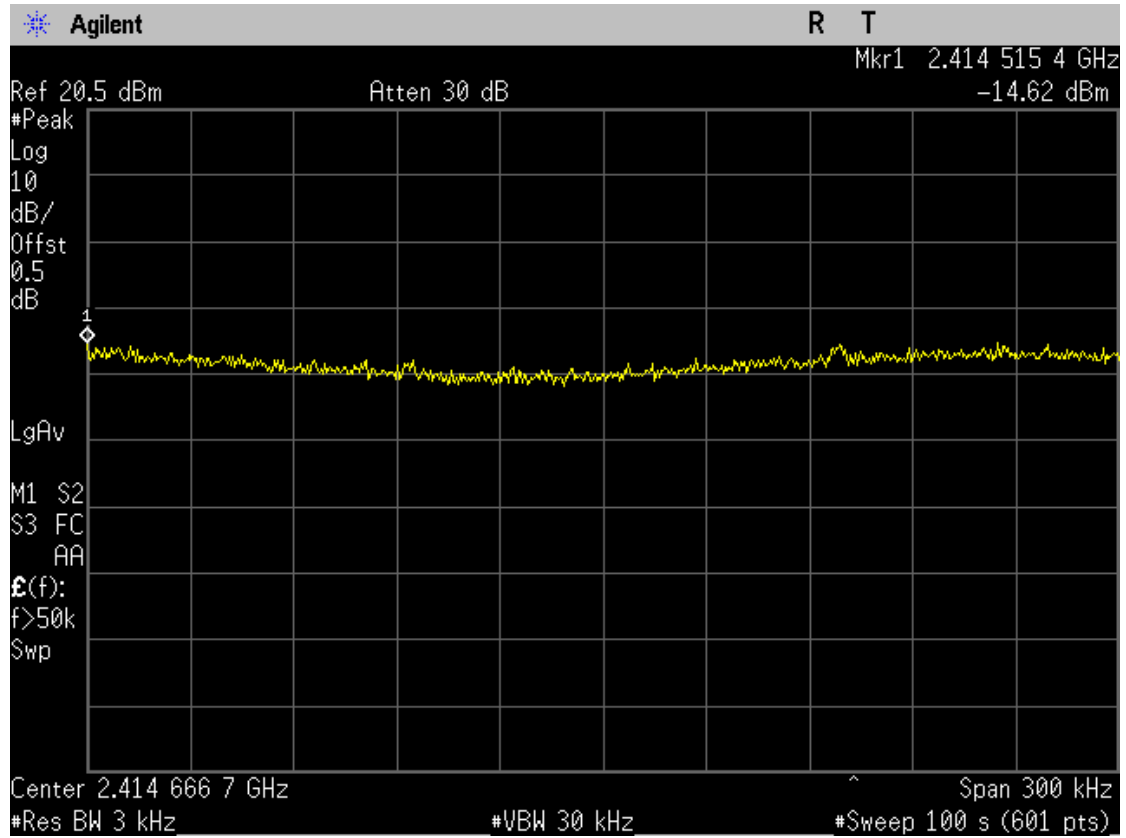


CH 11

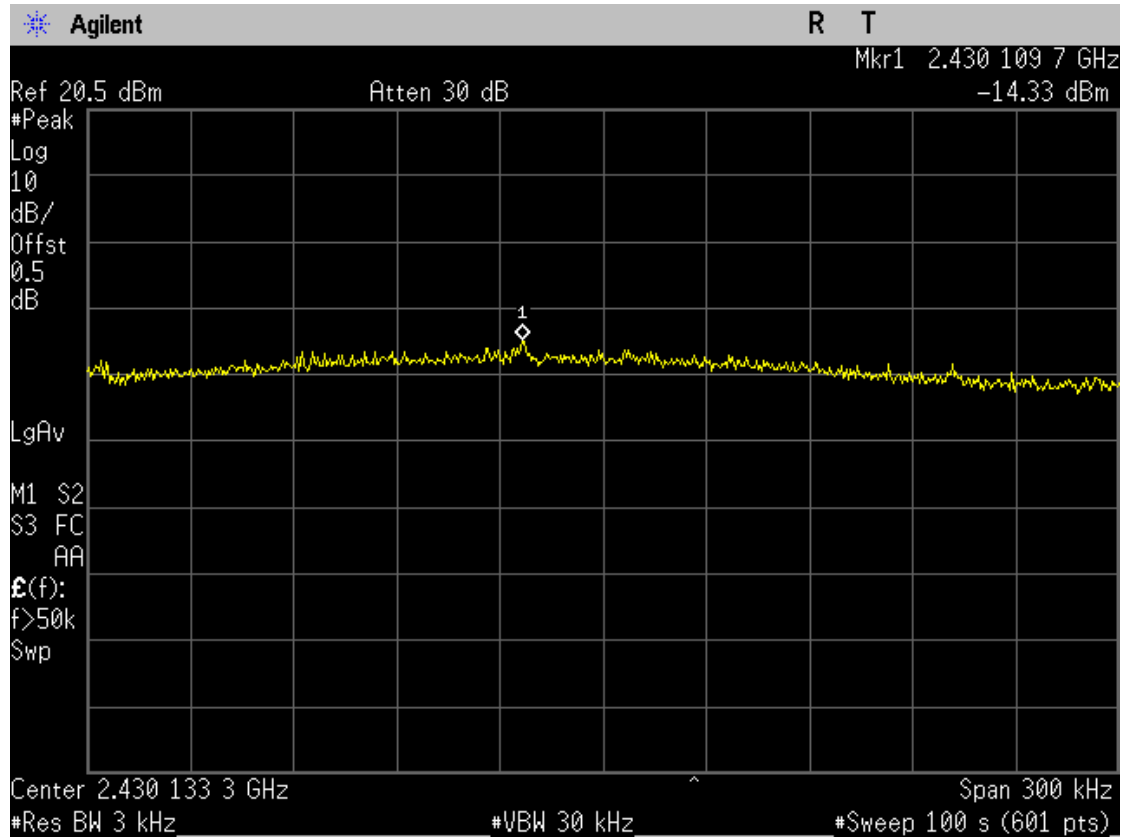


8.4.3. 802.11n HT20

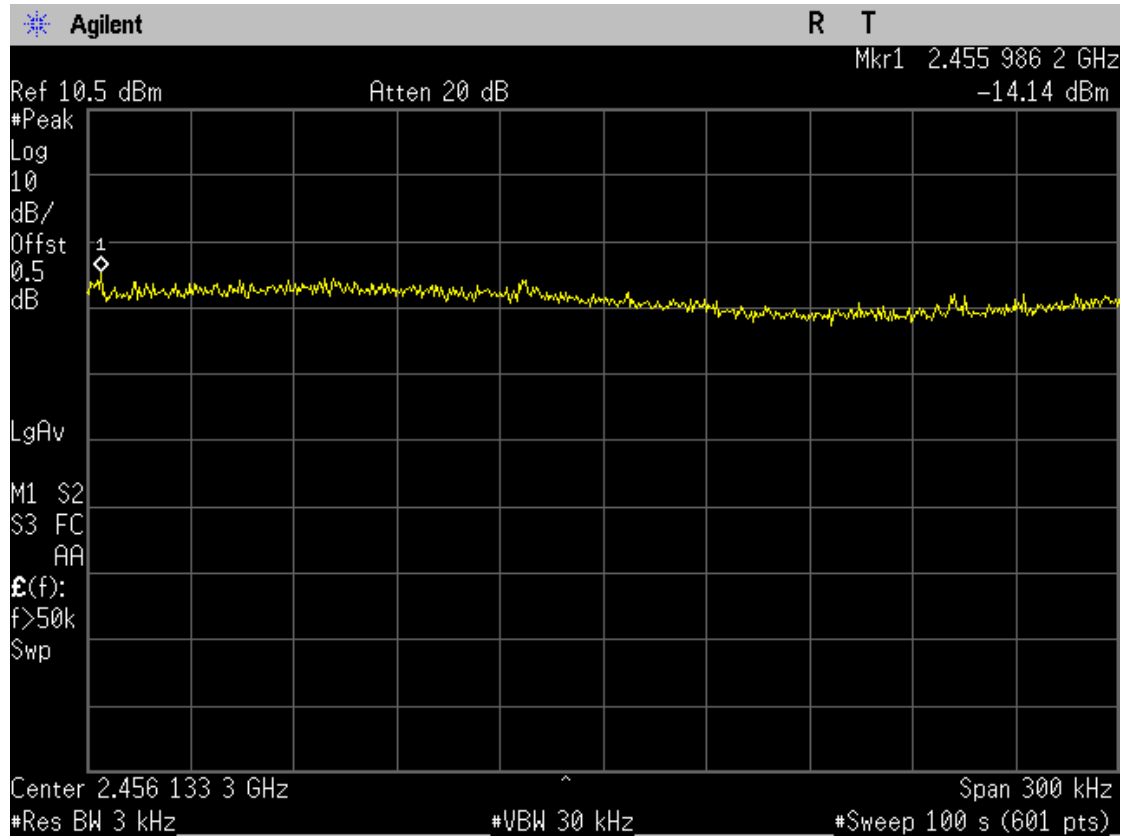
CH 1



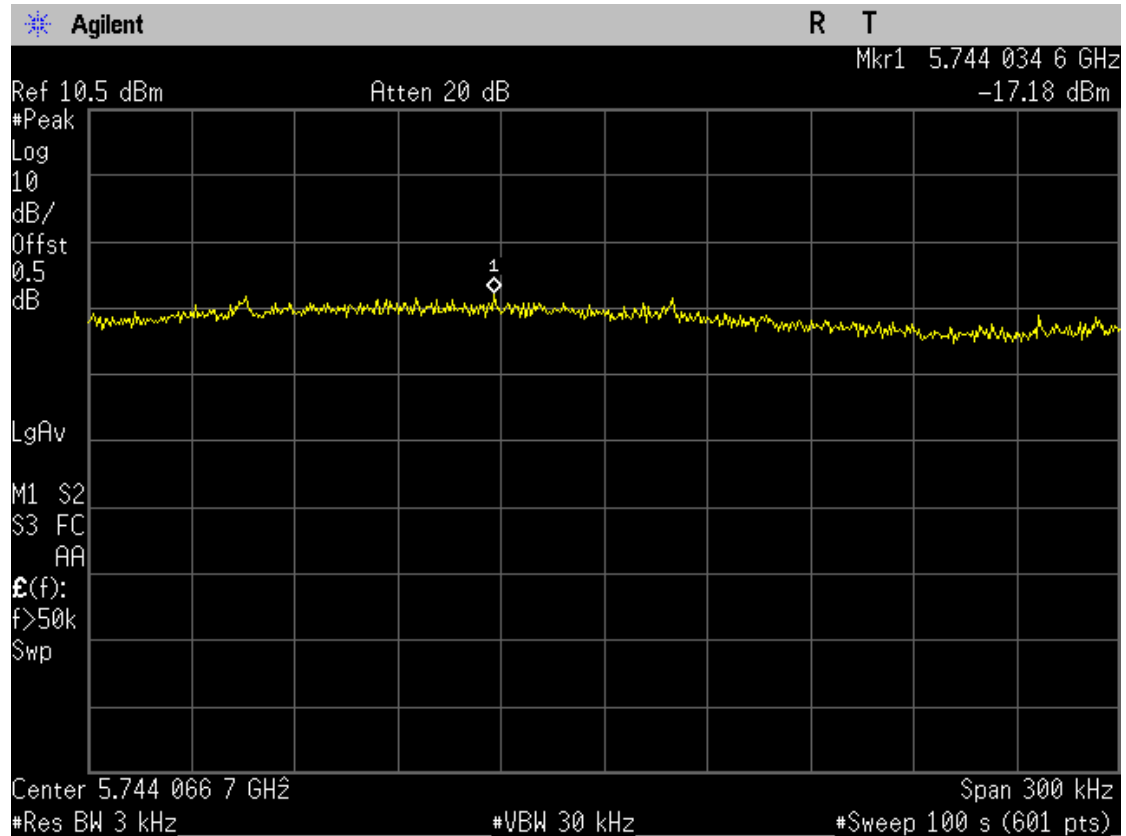
CH 6



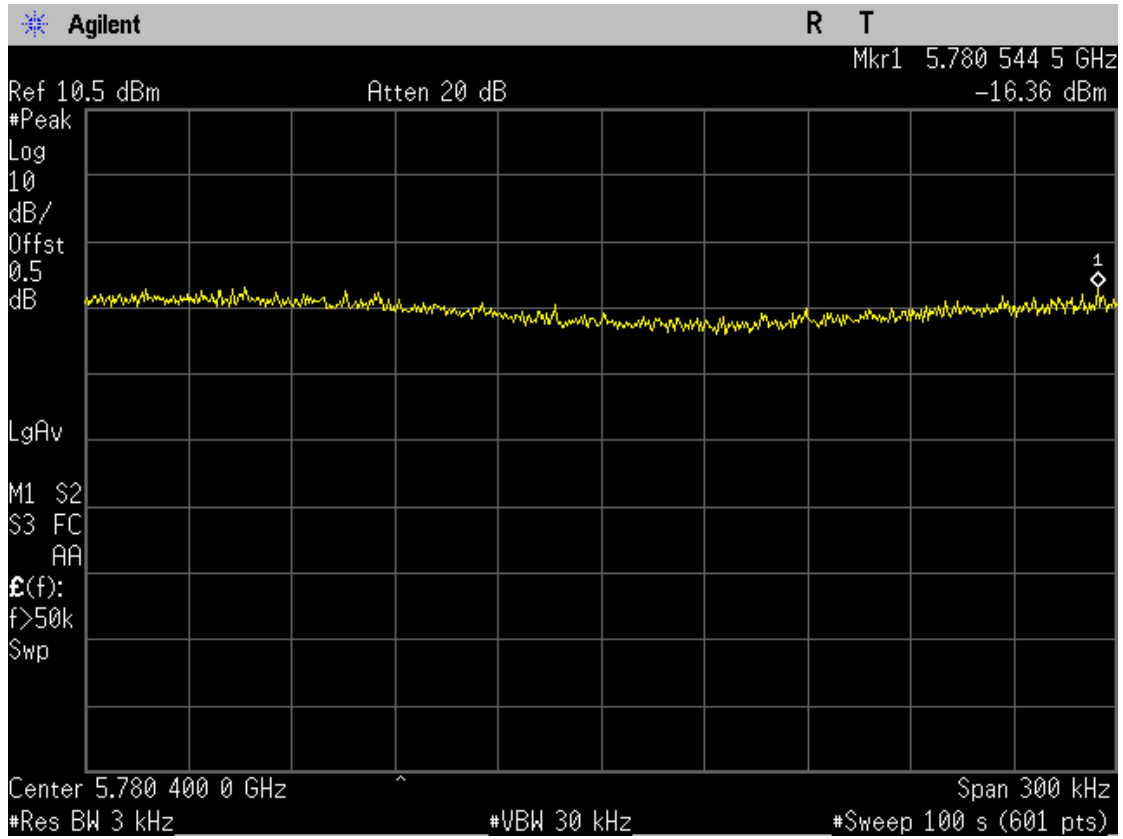
CH 11



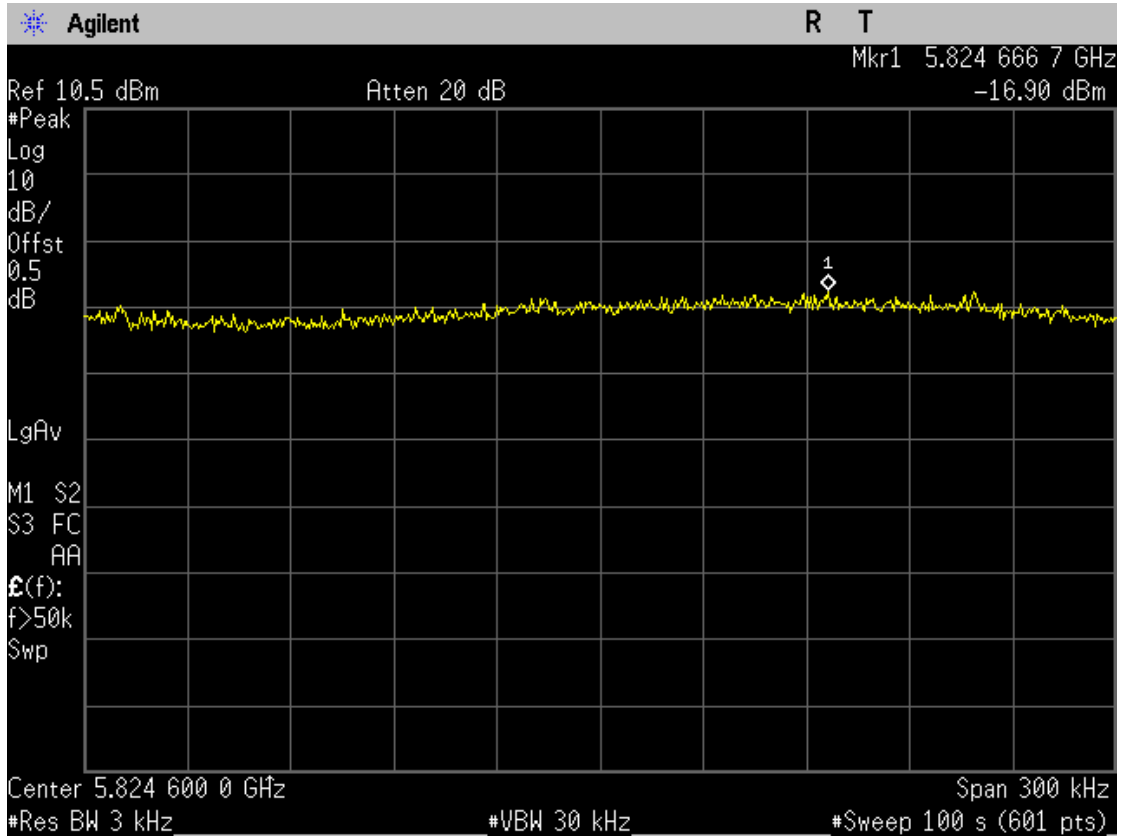
CH 149



CH 157

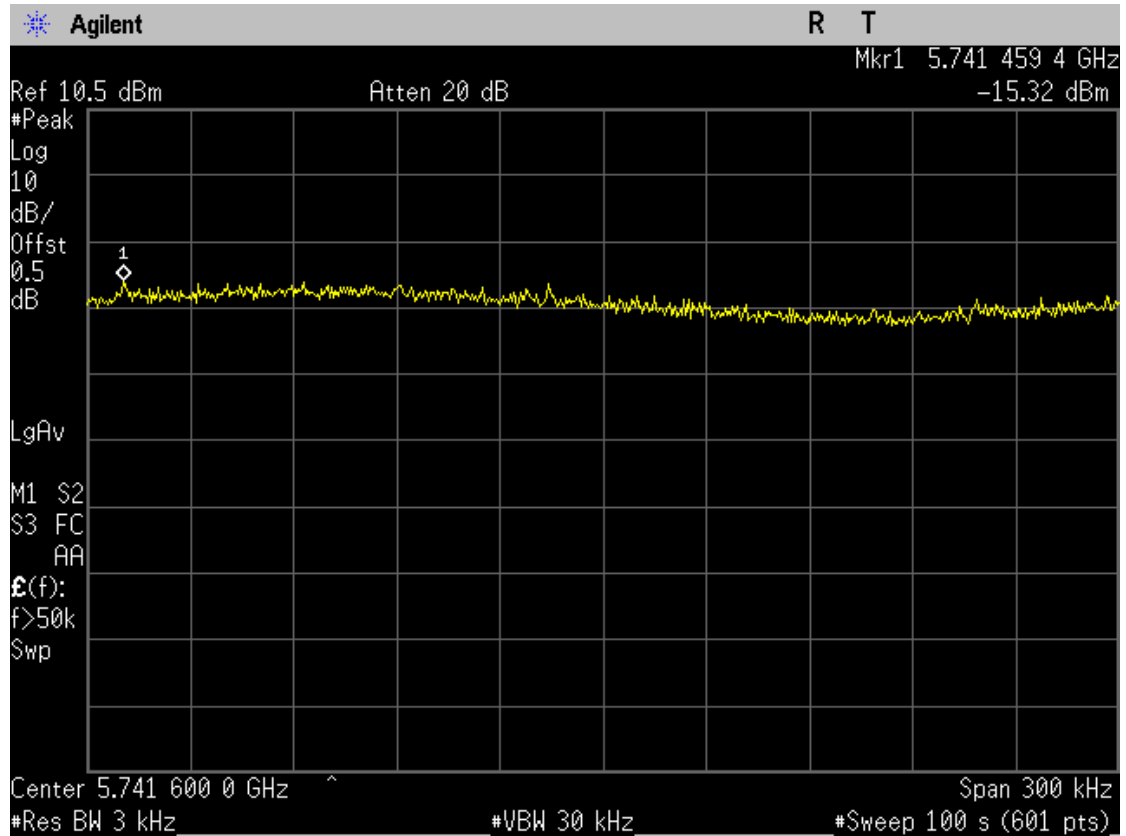


CH 165

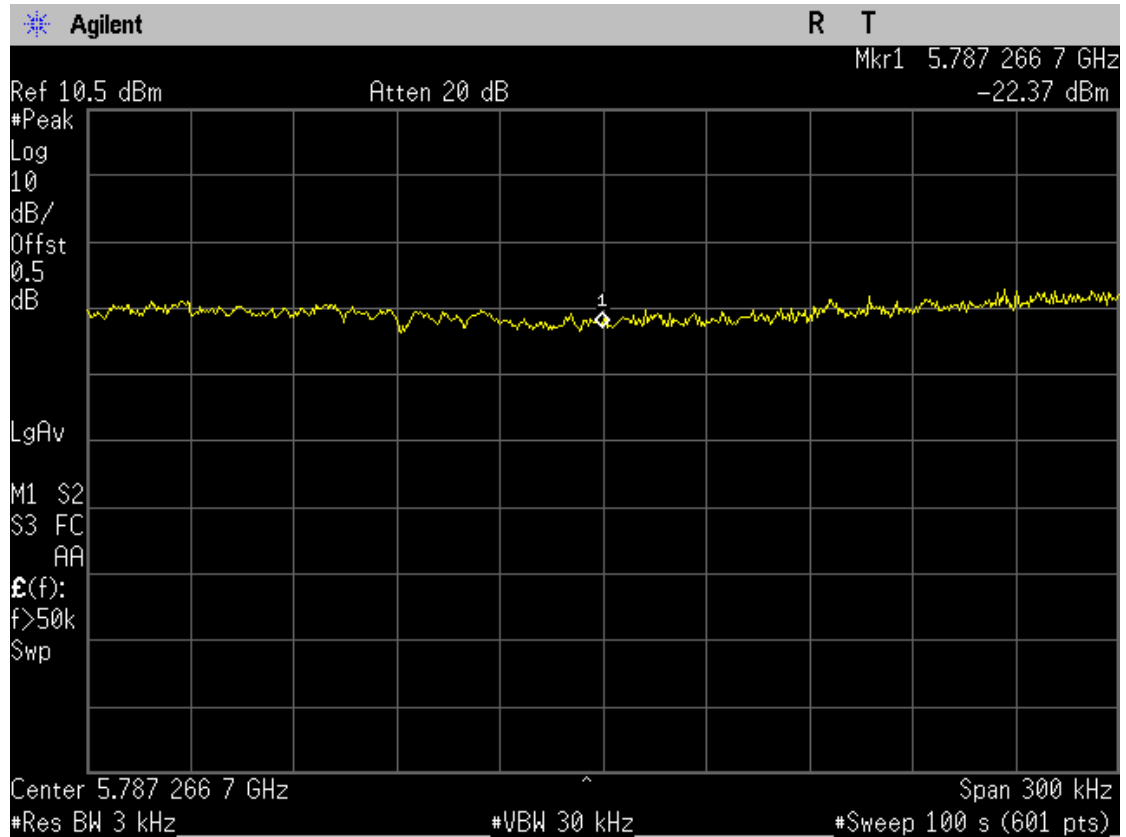


8.4.4. 802.11a

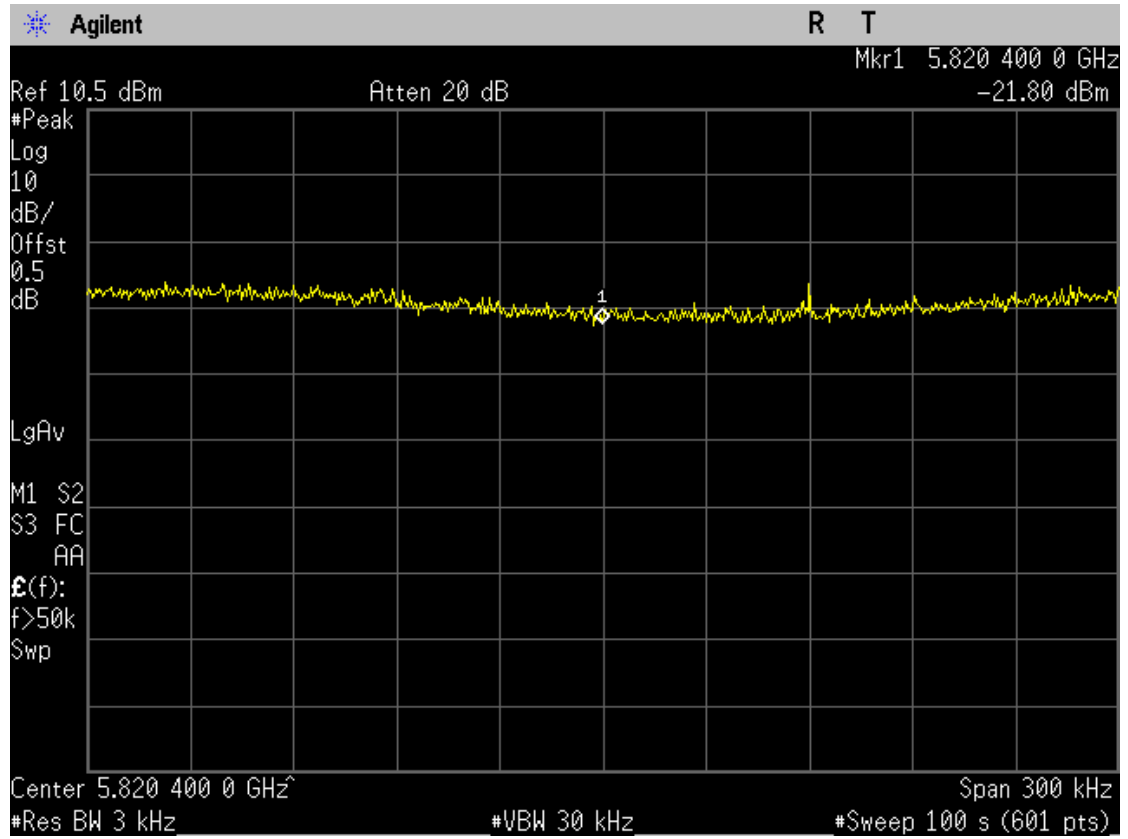
CH 149



CH 157



CH 165



9. EMISSION LIMITATIONS MEASUREMENT

9.1. Test Equipment

Item	Type	Manufacturer	Model No.	Serial No.	Last Cal.	Next Cal.
1.	Spectrum Analyzer	Agilent	E4447A	MY45300136	2013-01-05	2014-01-04

9.2. Block Diagram of Test Setup

The same as section 5.2.

9.3. Specification Limits (§15.247(d))

In any 100 kHz bandwidth outside the frequency band in which the spread spectrum or digitally modulated intentional radiator is operating, the radio frequency power that is produced by the intentional radiator shall be at least 20 dB below that in the 100 kHz bandwidth within the band that contains the highest level of the desired power, based on either an RF conducted or a radiated measurement, provided the transmitter demonstrates compliance with the peak conducted power limits. If the transmitter complies with the conducted power limits based on the use of RMS averaging over a time interval, as permitted under paragraph (b)(3) of this section, the attenuation required under this paragraph shall be 30 dB instead of 20 dB. Attenuation below the general limits specified in Section 15.209(a) is not required. In addition, radiated emissions which fall in the restricted bands, as defined in Section 15.205(a), must also comply with the radiated emission limits specified in Section 15.209(a) (see Section 15.205(c)).

9.4. Test Results

PASSED. All the test results are attached in next pages.

Test Date: Apr.21, 2013

Temperature: 19.1 °C

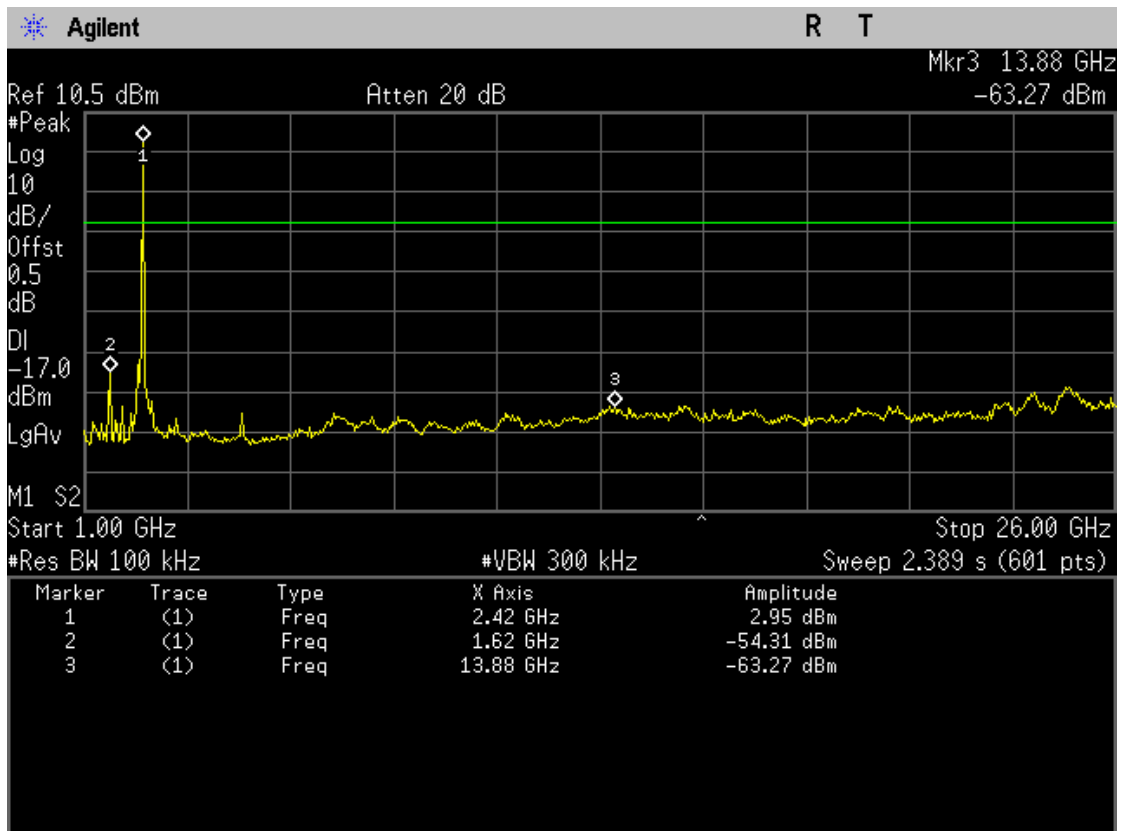
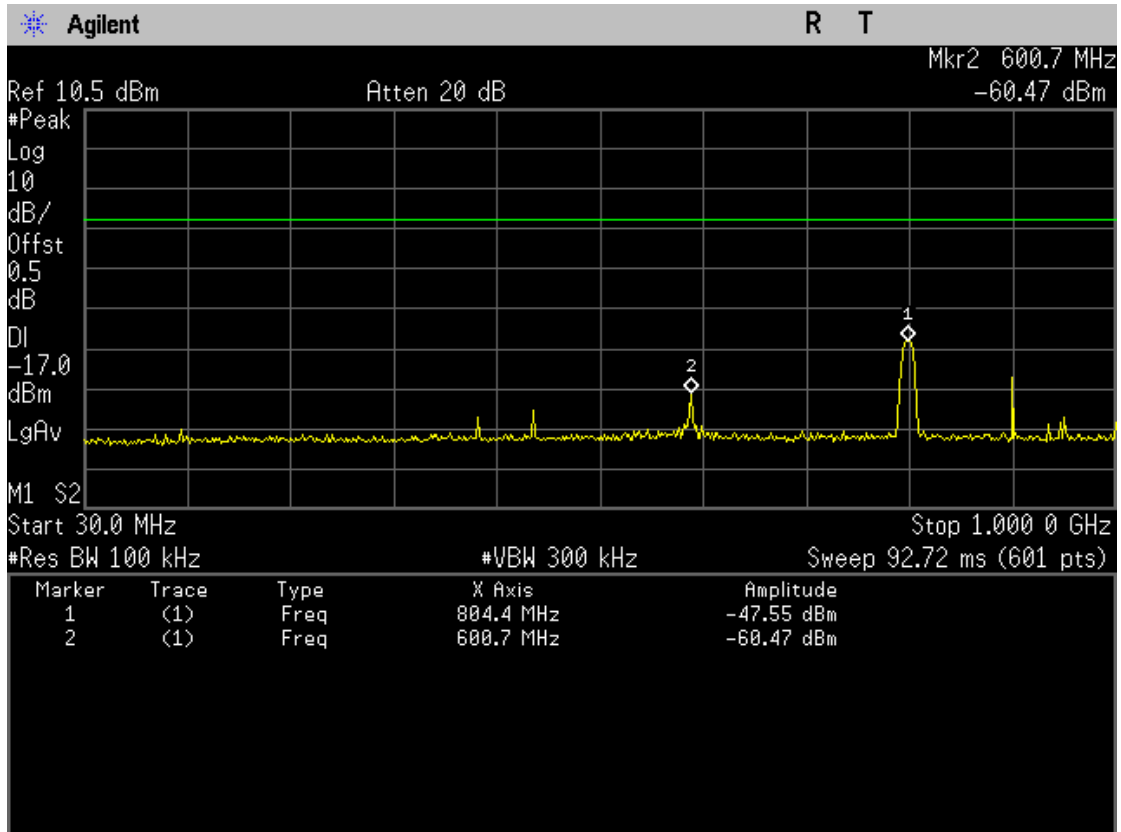
Humidity: 58 %

Item	Channel	Frequency(MHz)	Amplitude(dBm)
802.11b	1	804.4	-47.55
		600.7	-60.47
		2420	2.95
		1620	-54.31
		13880	-63.27
	6	814.1	-48.03
		600.7	-60.92
		2420	1.86
		1620	-53.92
		24880	-58.56
	11	822.2	-48.64
		600.7	-60.67
		2460	2.23
		1620	-54.28
		4920	-60.09
802.11g	1	807.6	-52.84
		599.1	-64.81
		2420	-2.66
		1620	-54.20
		3210	-59.64
		24880	-59.11
	6	810.8	-53.22
		600.7	-60.50
		2420	-1.86
		1620	-53.07
		24790	-58.99
	11	823.8	-54.31
		600.7	-60.41
		2460	-2.54
		1620	-52.20
15580		-62.83	
802.11n HT20	1	809.2	-53.26
		600.7	-60.84
		400.2	-66.50
		2420	-2.95
		13170	-67.70
		24790	-59.59
	6	806.0	-53.92
		600.7	-60.19
		2420	-4.25
		1620	-53.23
		24790	-59.13
		24790	-59.13

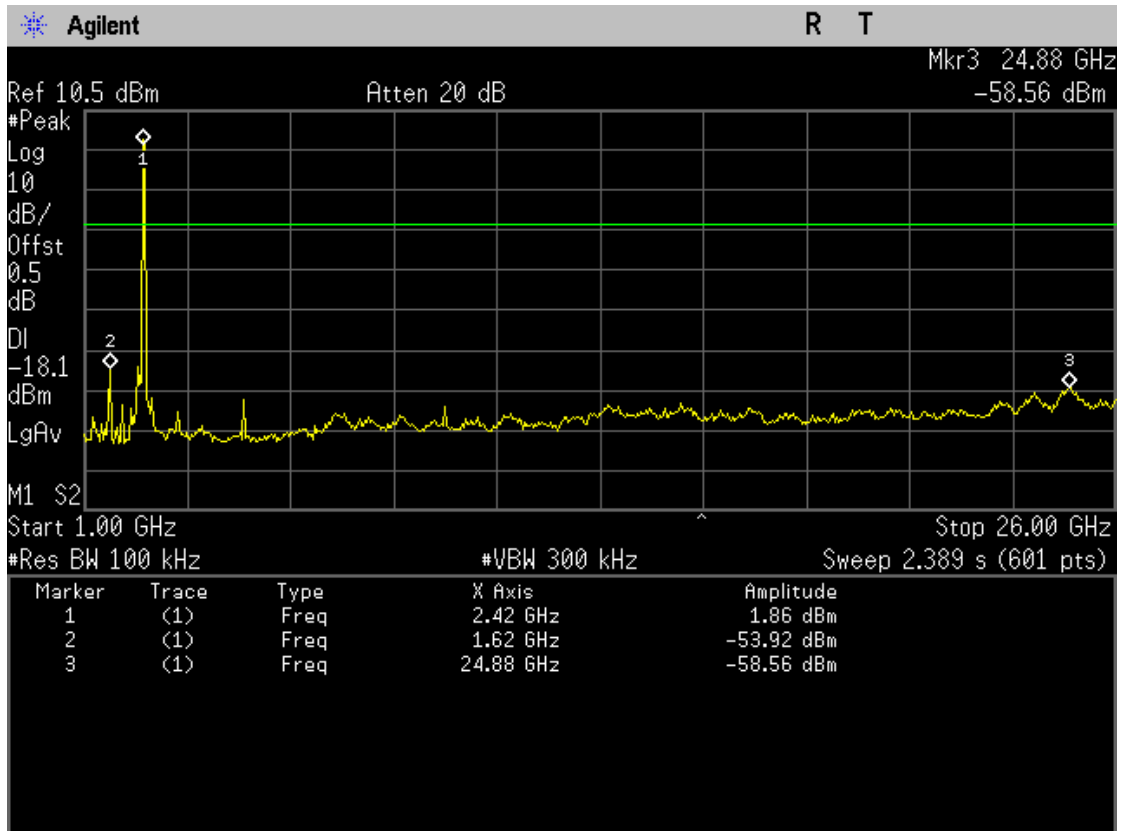
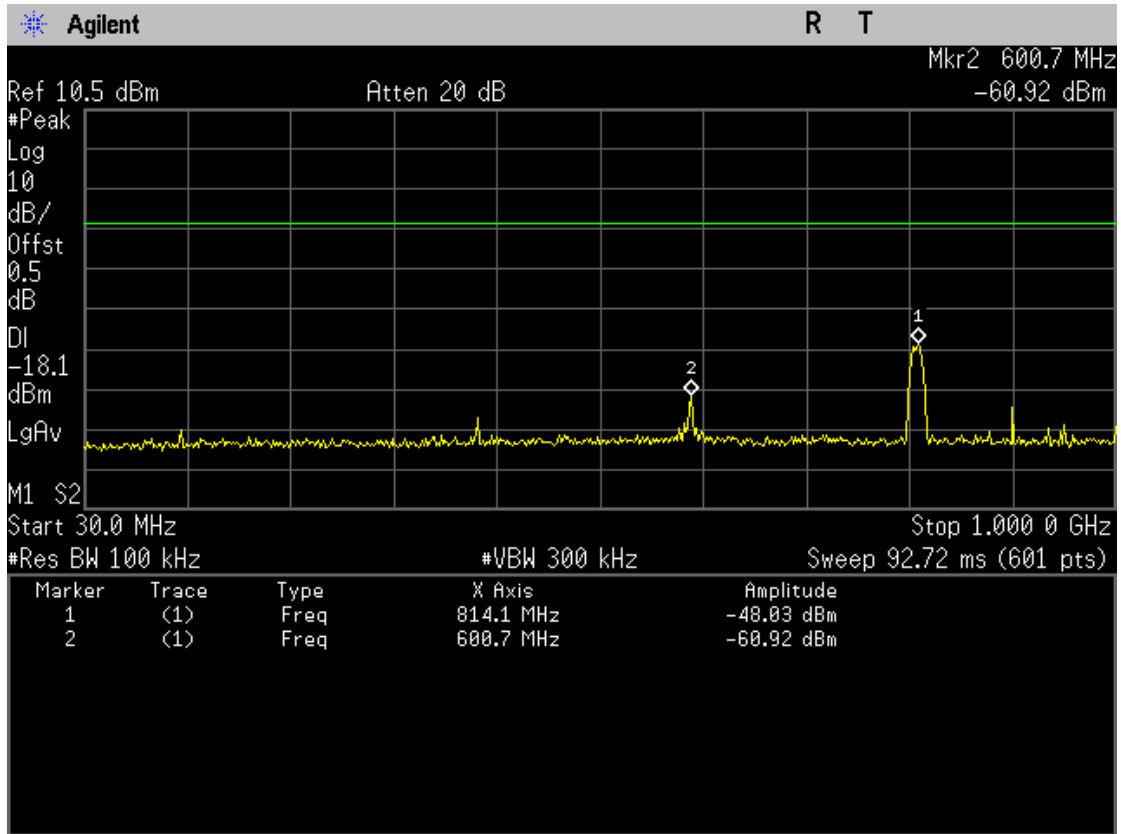
802.11n HT20	11	820.6	-55.52
		600.7	-60.76
		2460	-5.13
		1620	-52.17
		17380	-66.61
	149	592.6	-70.89
		5750	-10.81
		3830	-46.05
		13960	-65.12
	157	120.5	-69.82
		5790	-10.19
		3880	-46.04
		14040	-64.99
	165	120.5	-69.41
		5830	-11.33
		3880	-46.26
24880		-61.45	
2802.11a	149	515.0	-72.52
		5750	-6.35
		3830	-46.40
		1920	-58.28
		11500	-59.46
	157	120.5	-70.22
		5790	-5.43
		3880	-47.69
		11540	-58.59
		1920	-57.27
	165	120.5	-69.27
		5830	-5.22
		3880	-45.91
		11670	-56.65

9.4.1. 802.11b

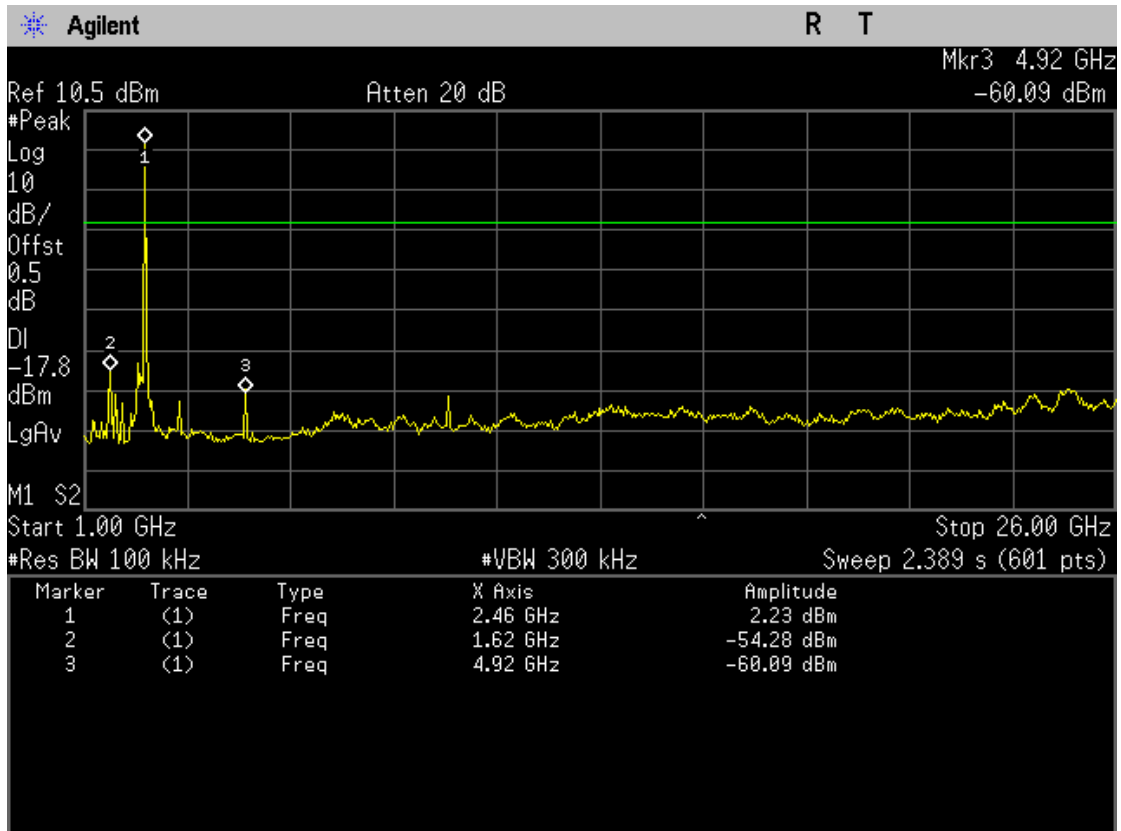
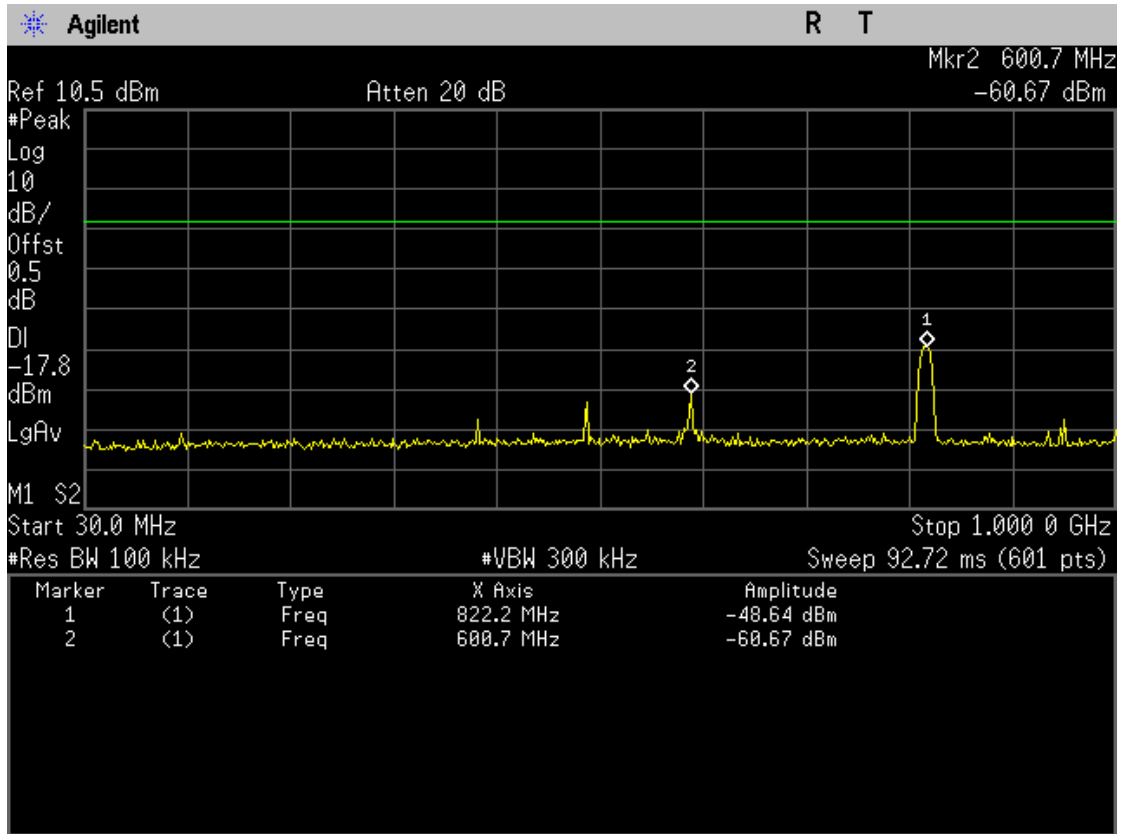
CH 1



CH 6

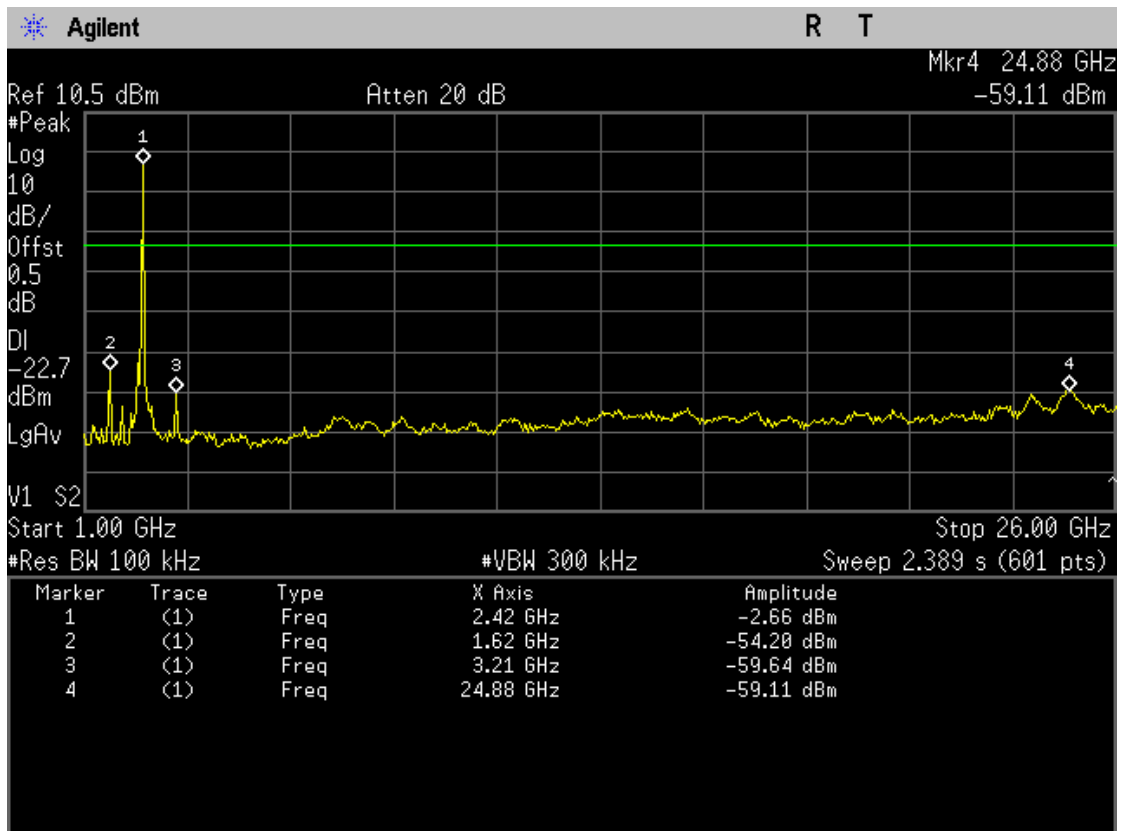
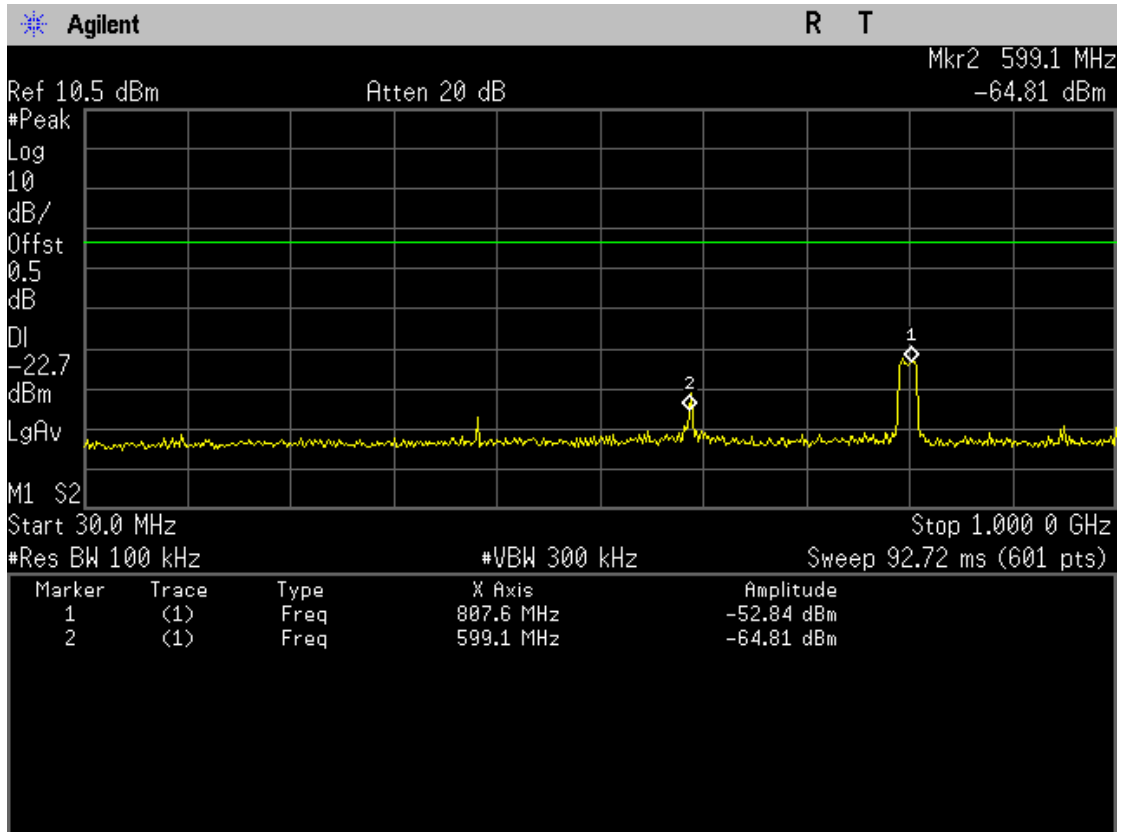


CH 11

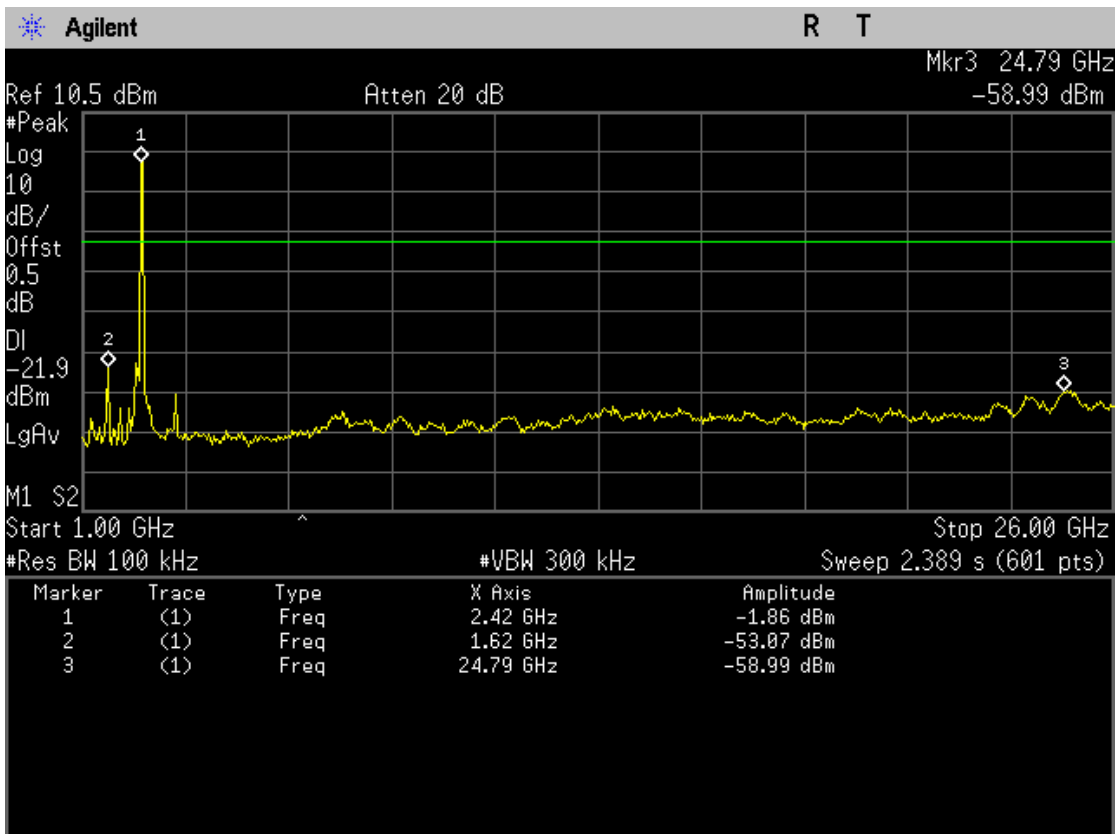
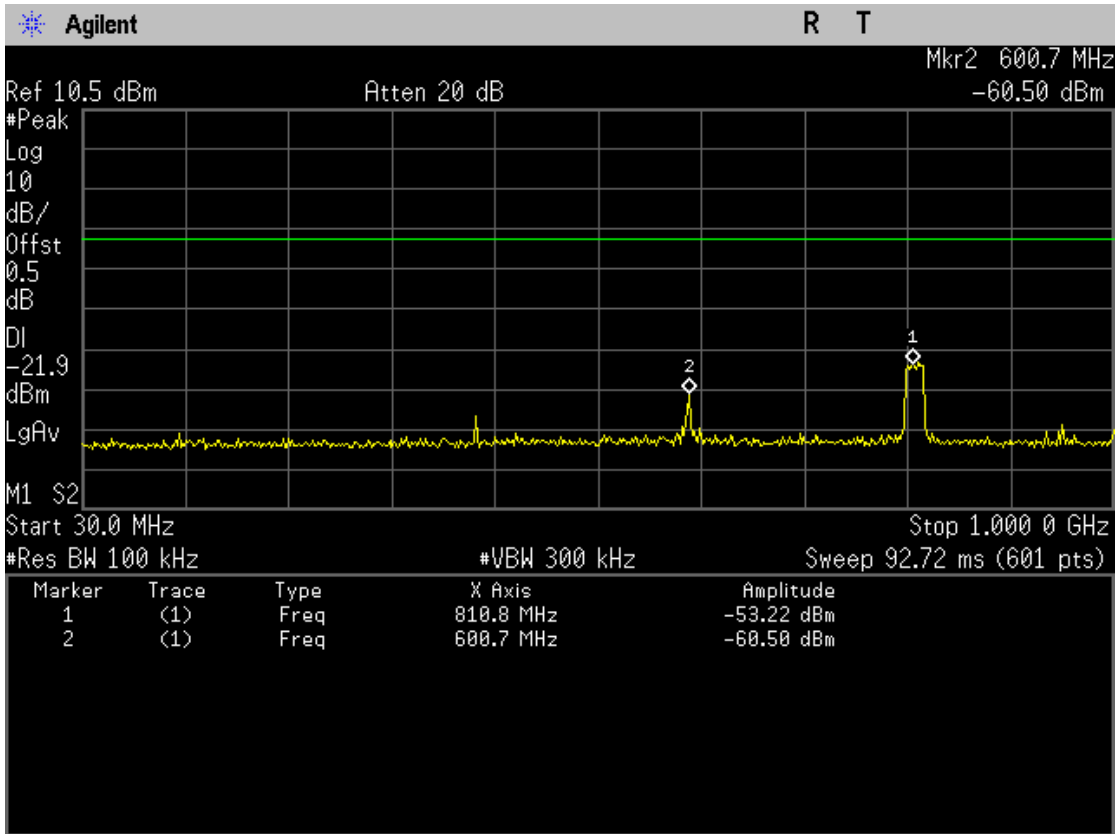


9.4.2. For 802.11g

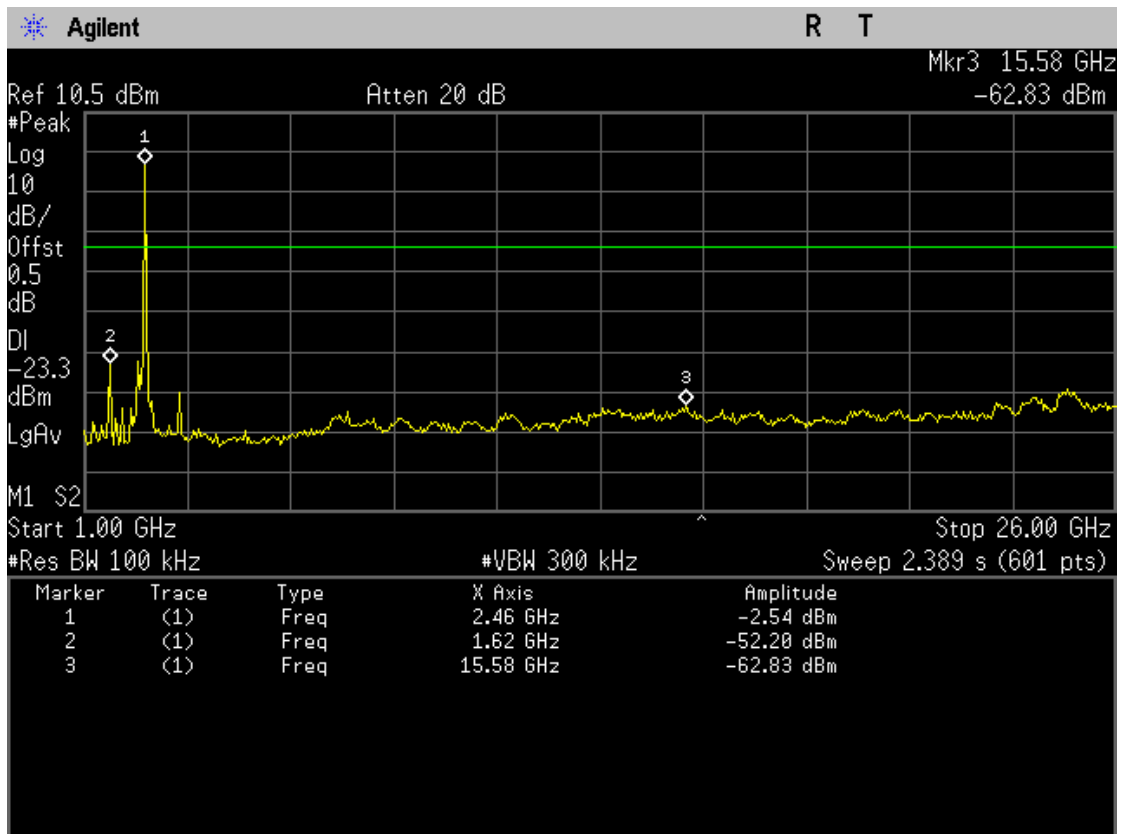
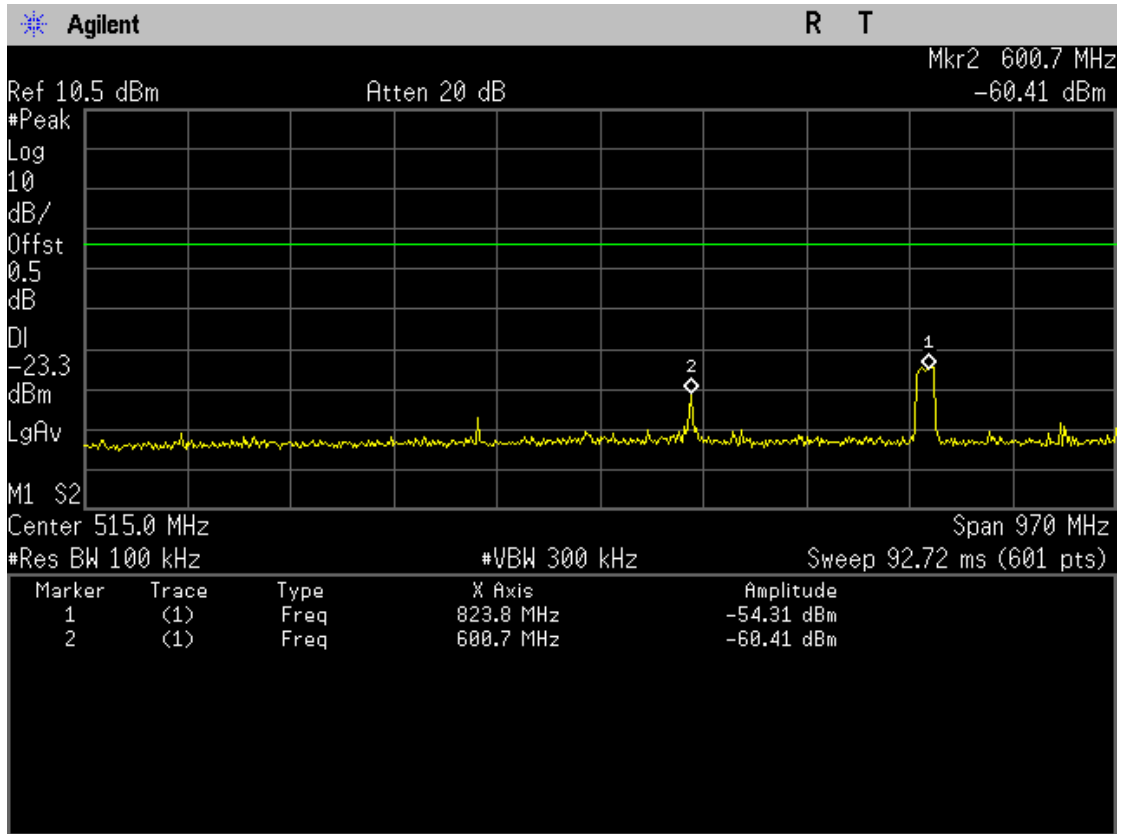
CH 1



CH 6

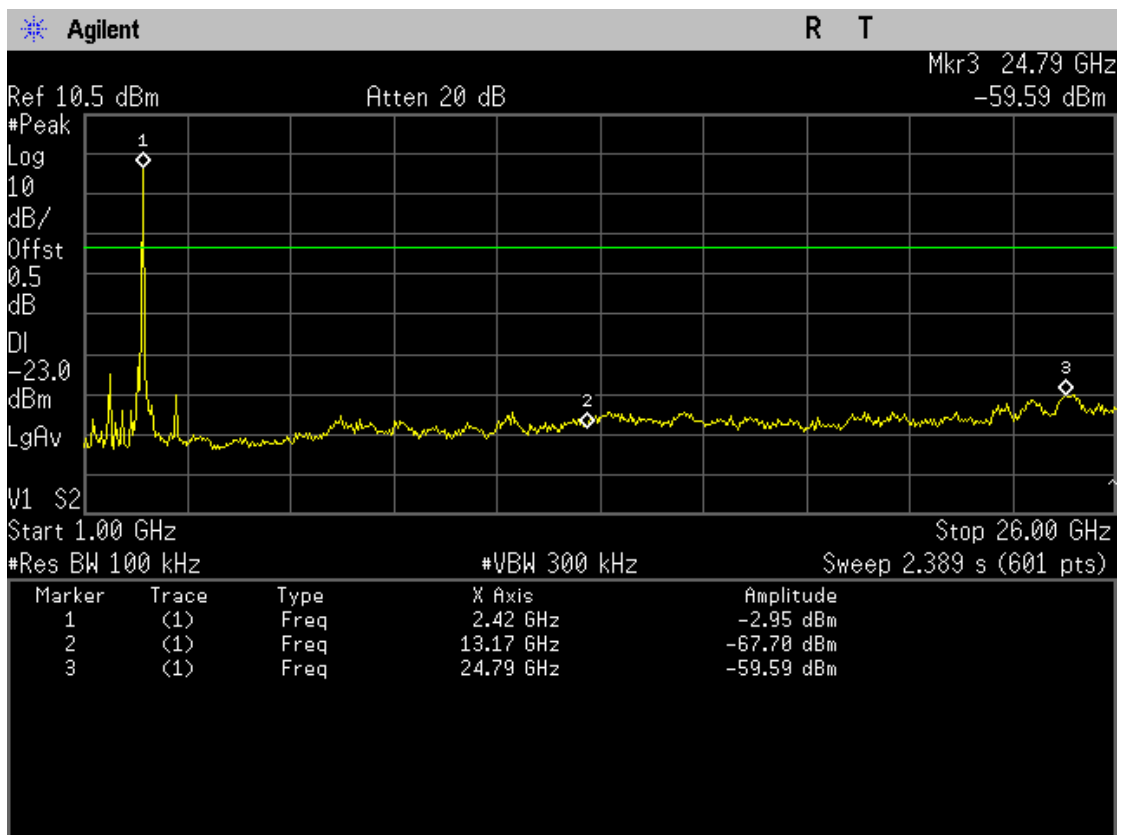
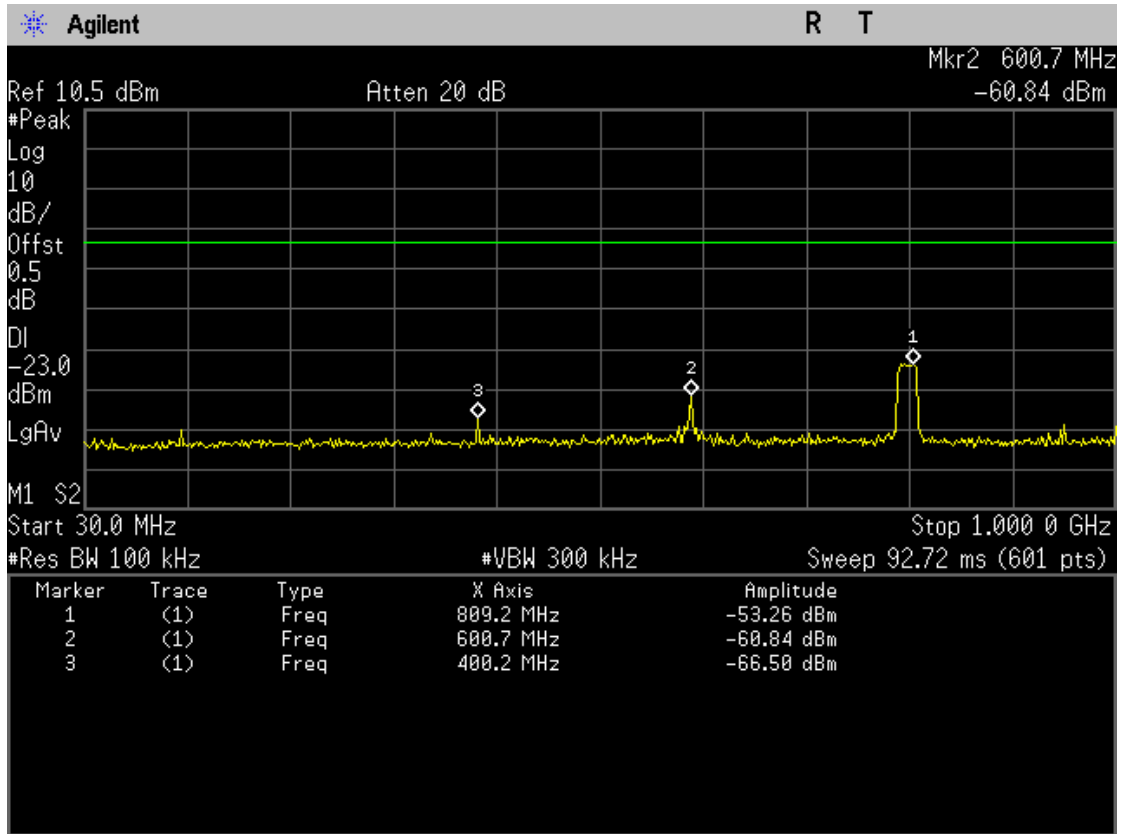


CH 11

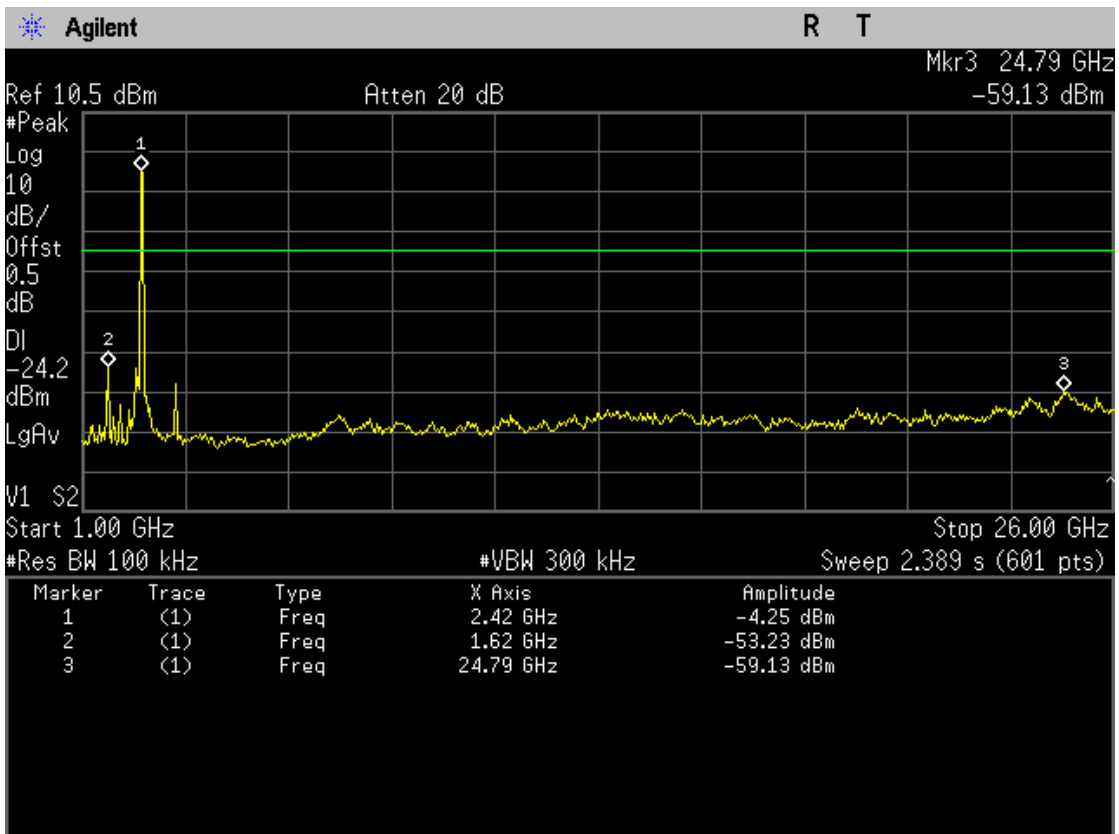
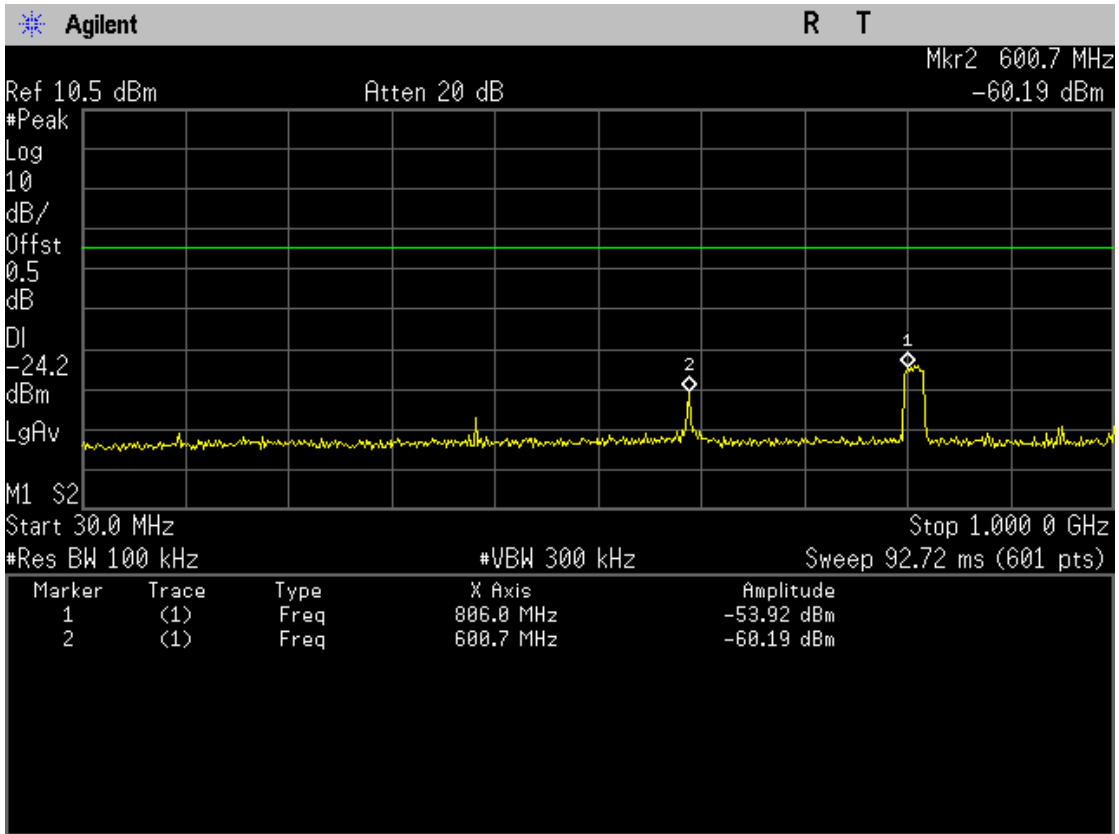


9.4.3. For 802.11n HT20

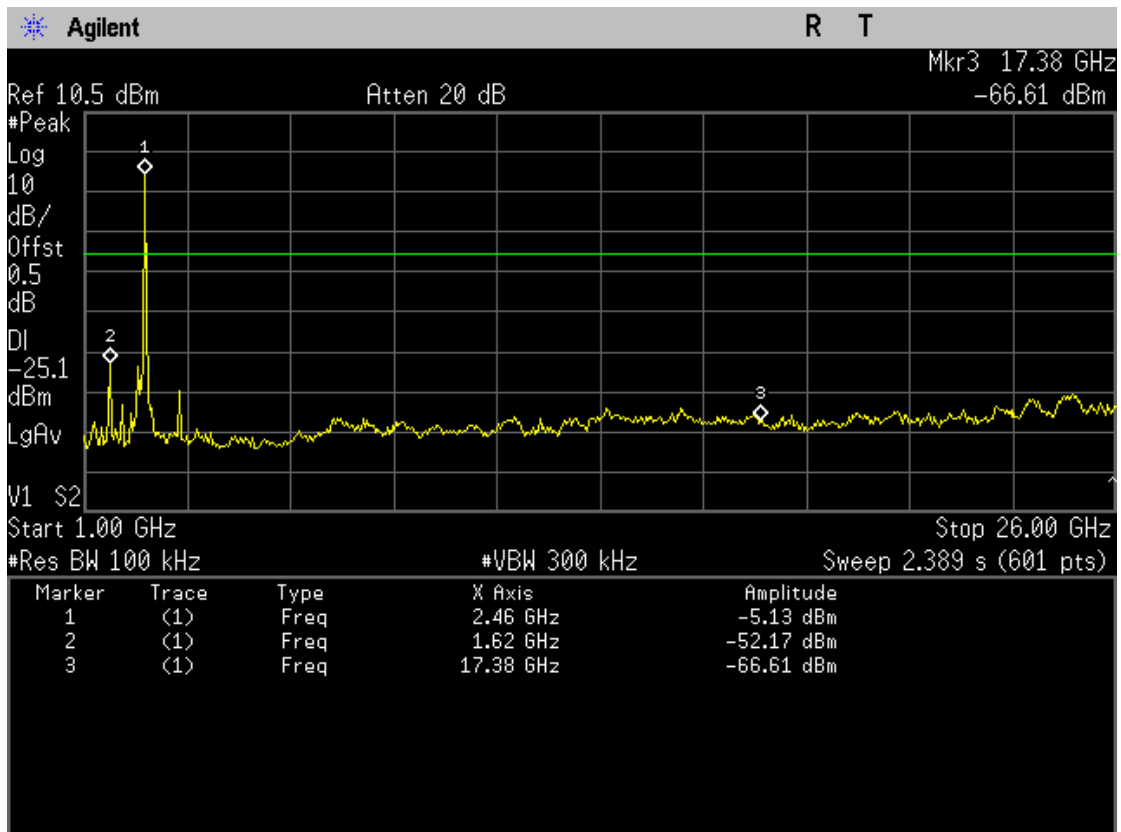
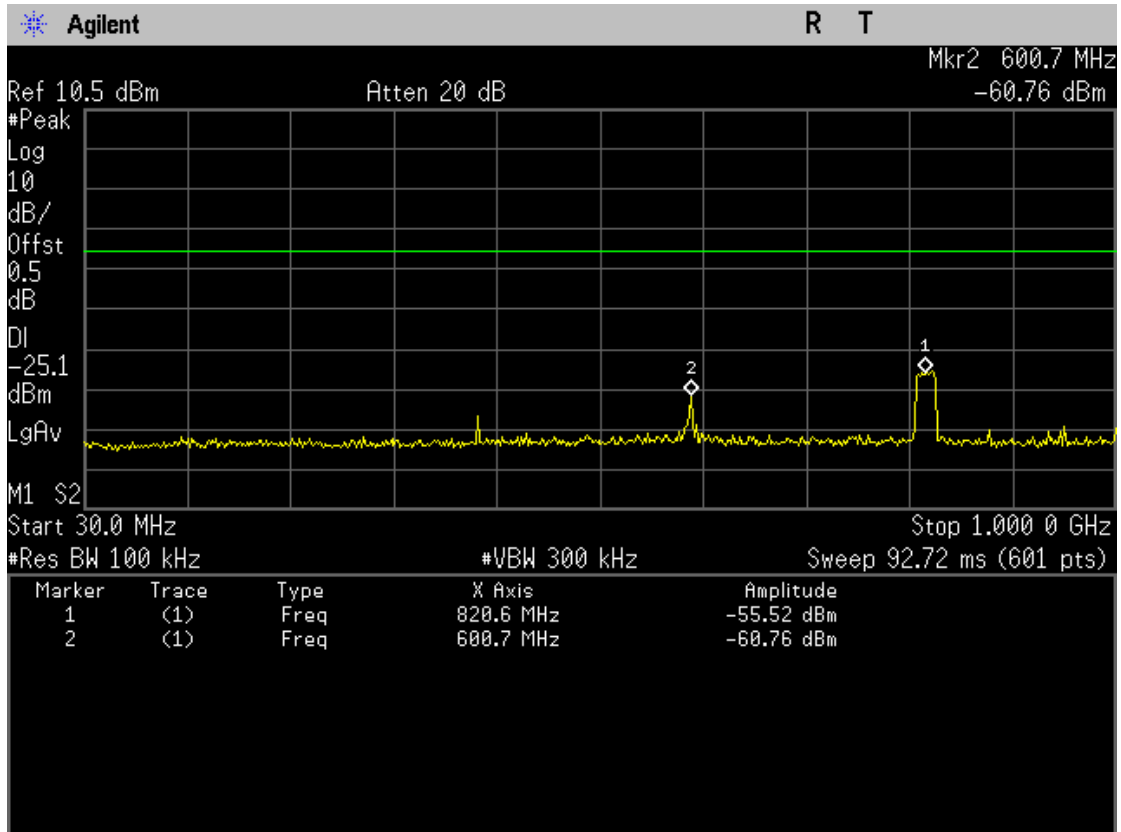
CH 1



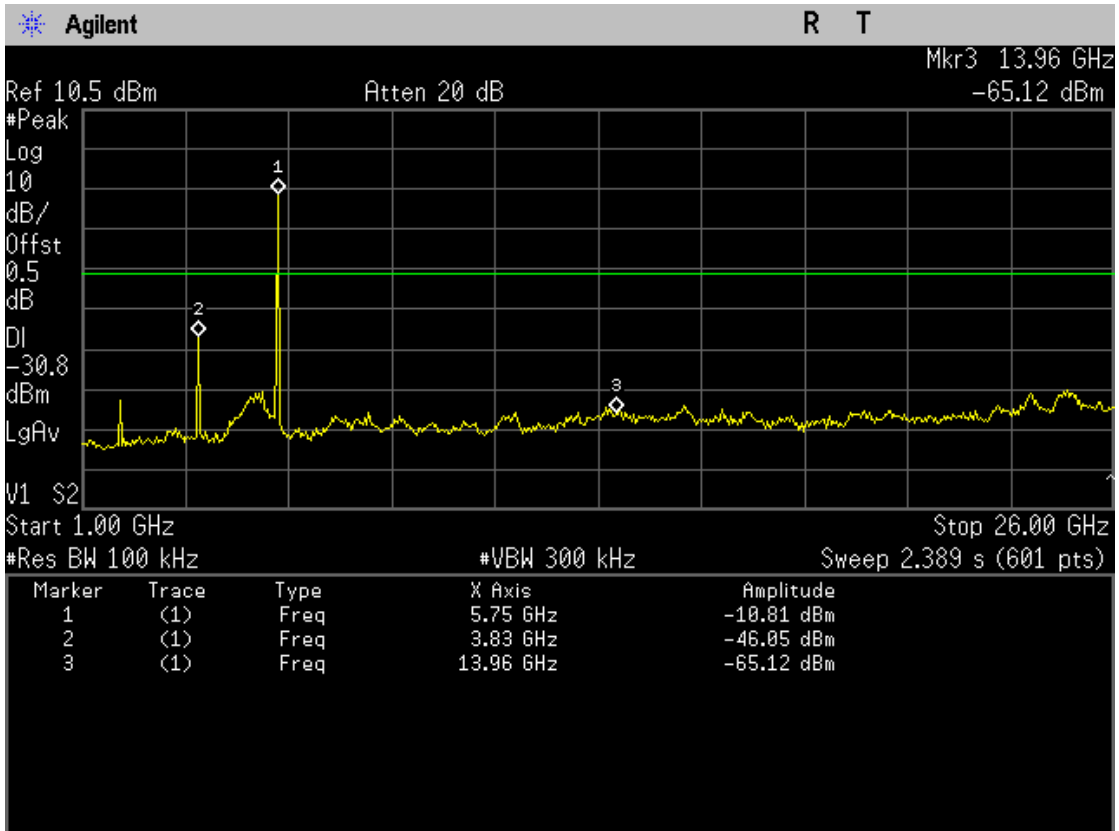
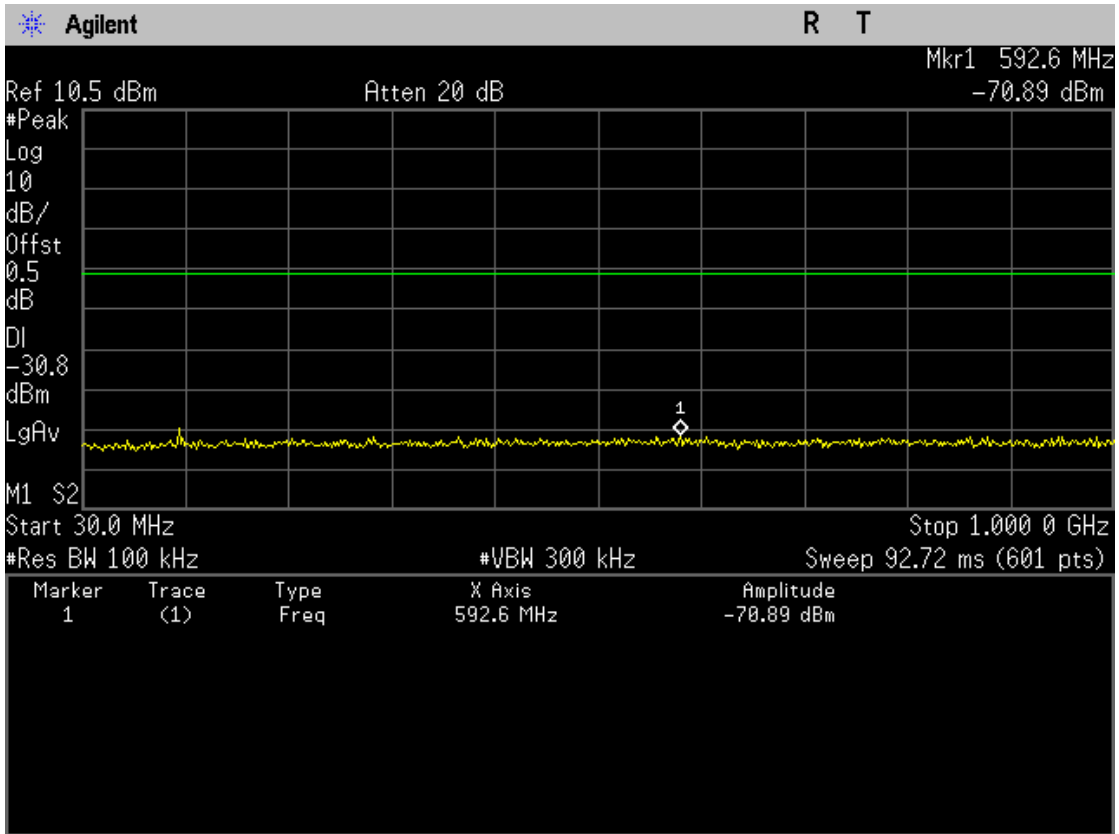
CH 6



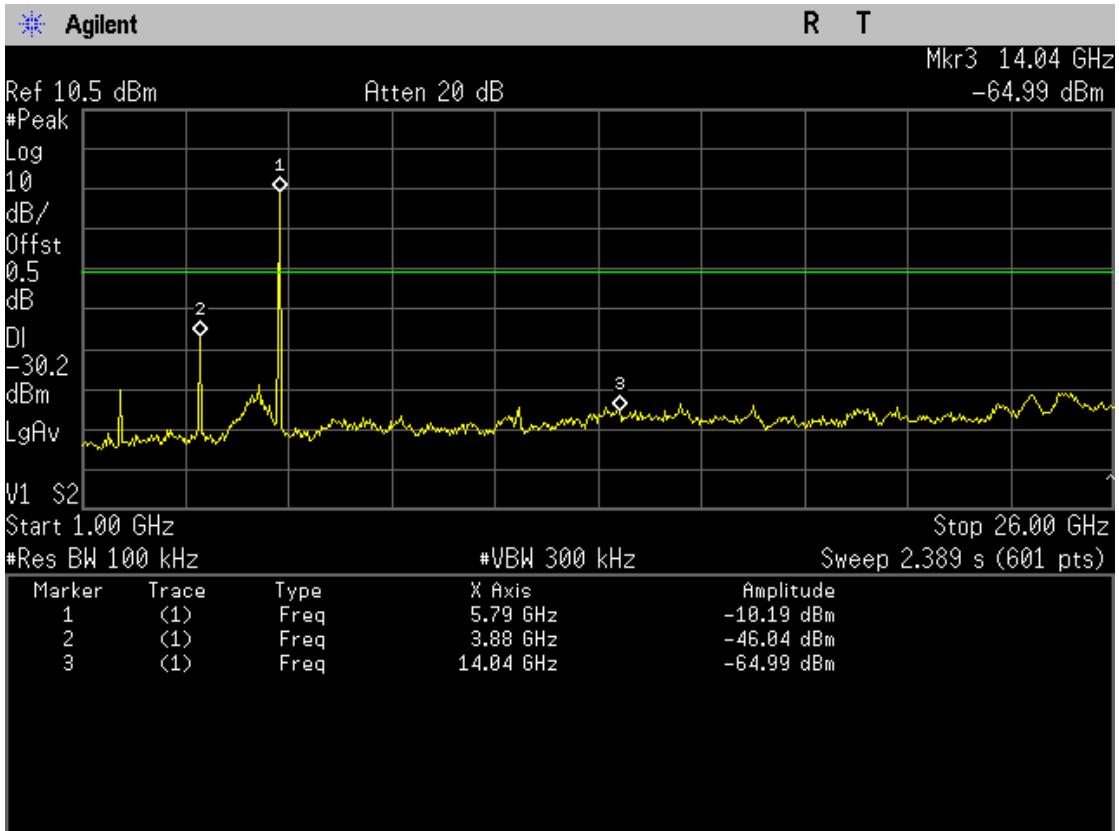
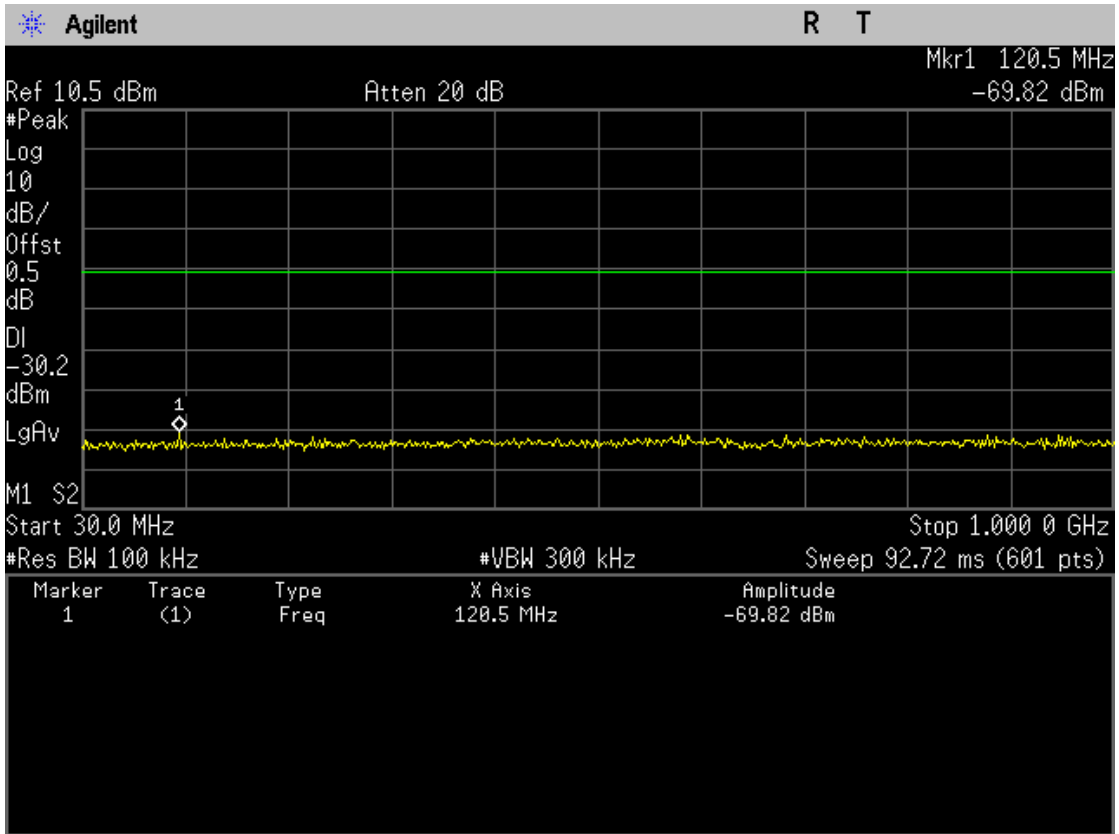
CH 11



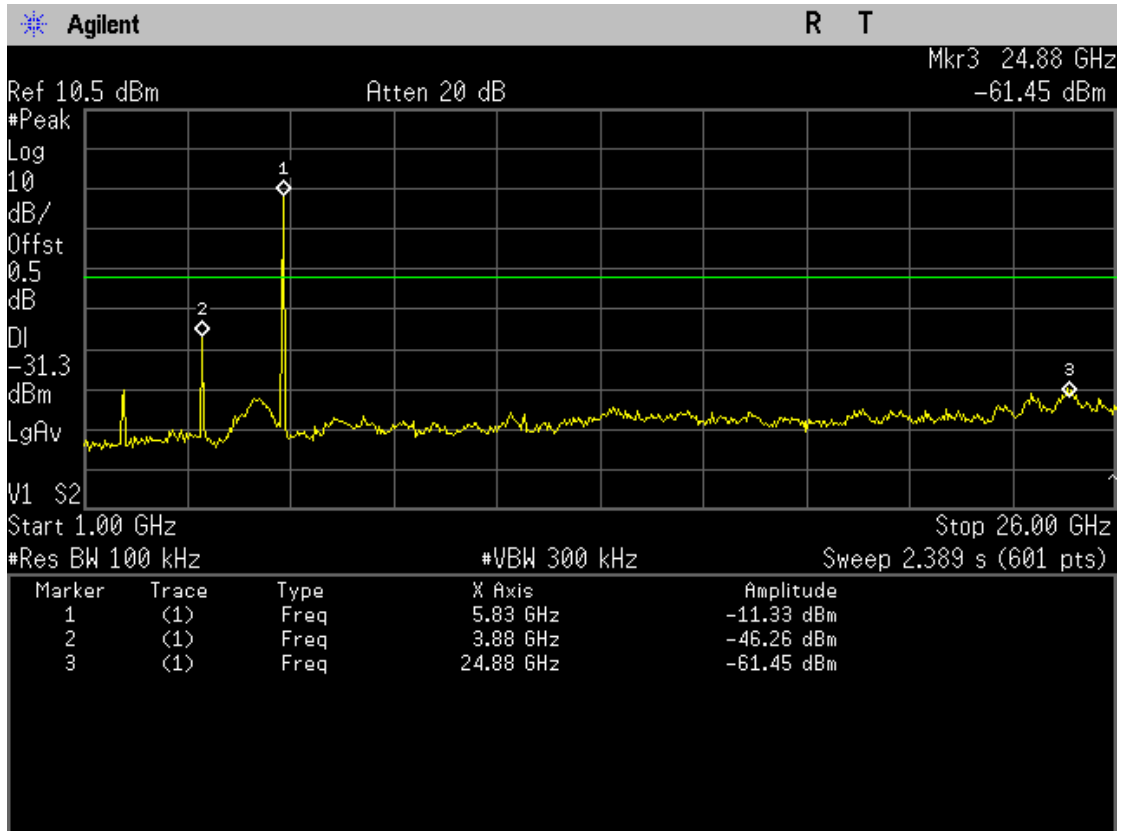
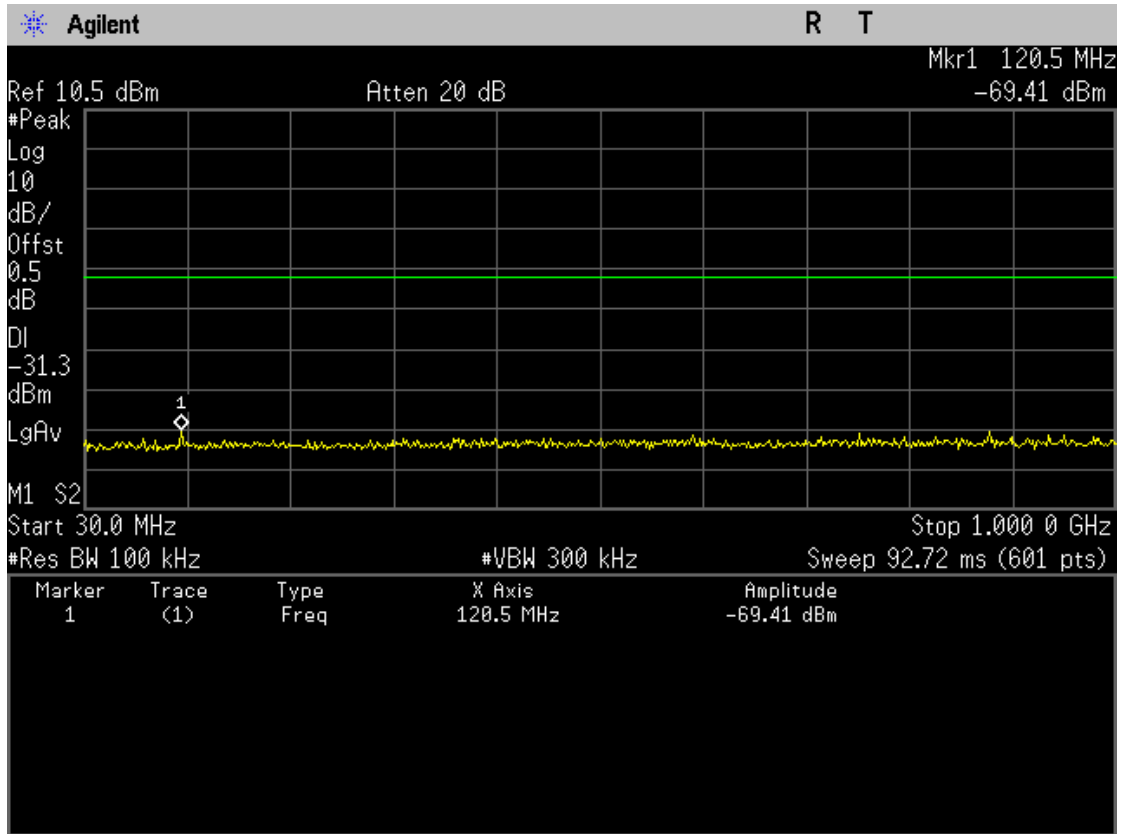
CH 149



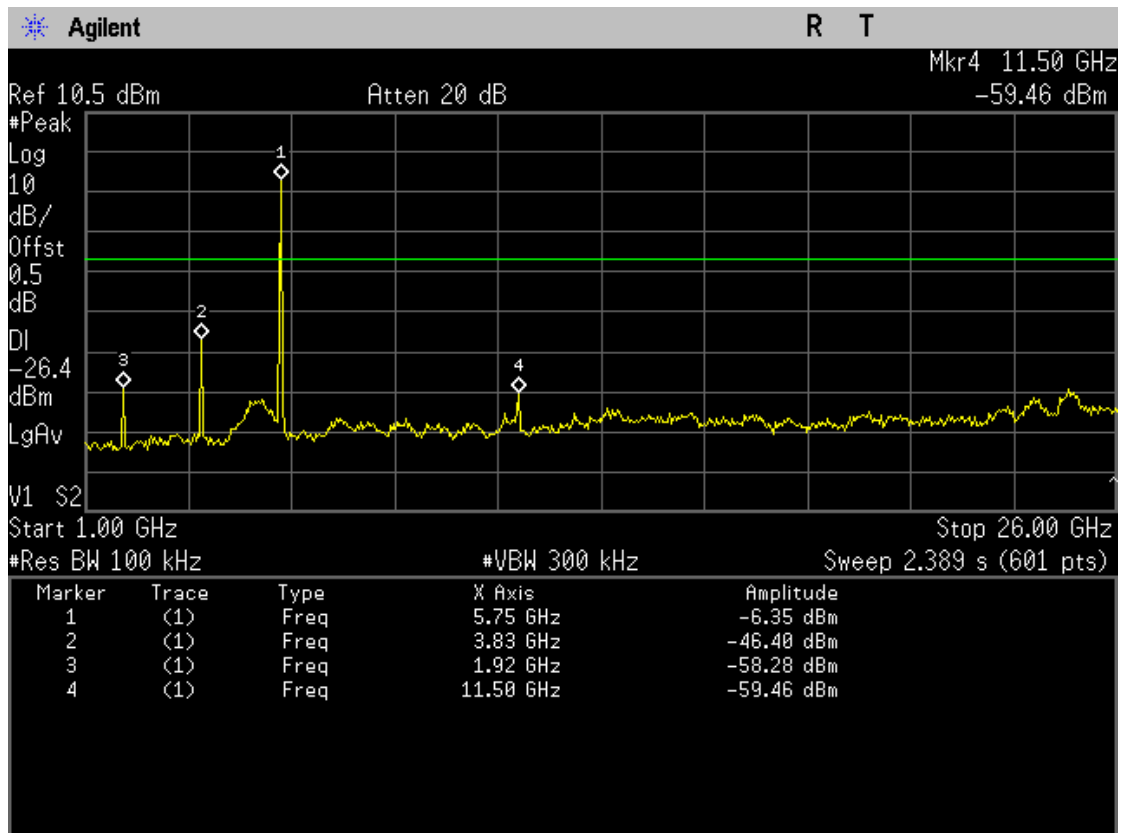
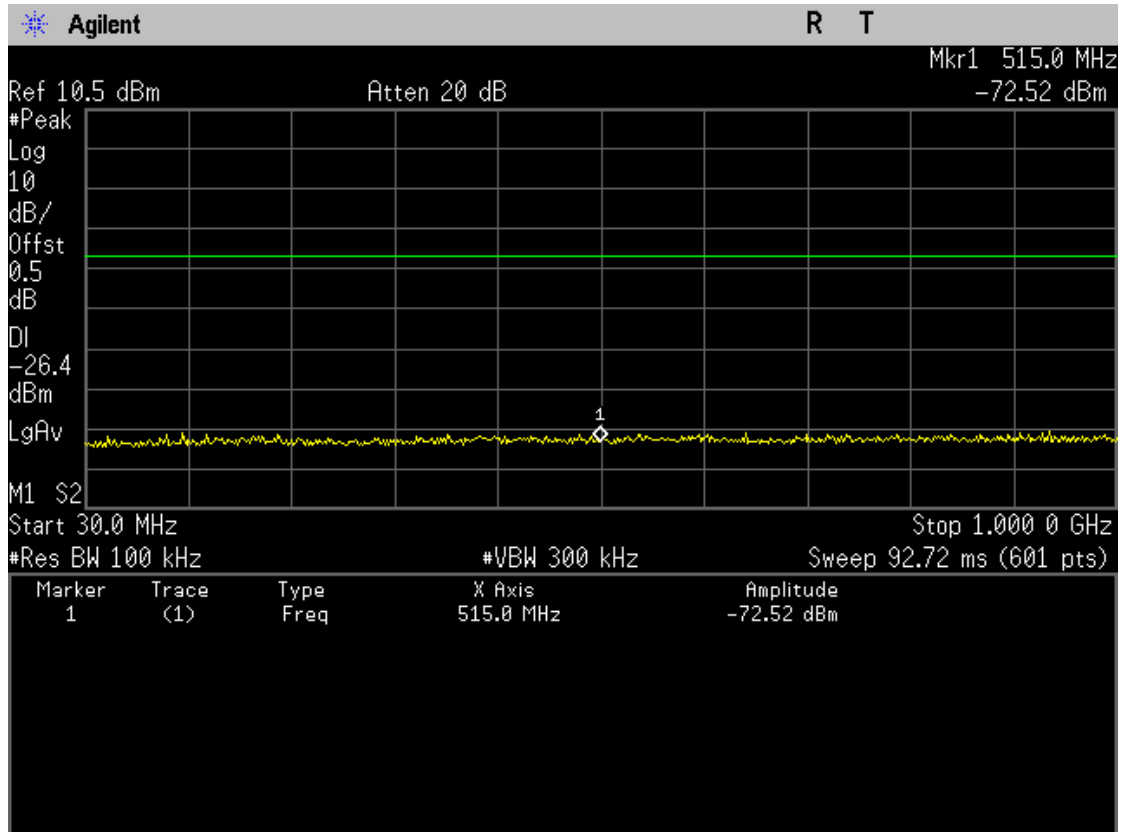
CH 157



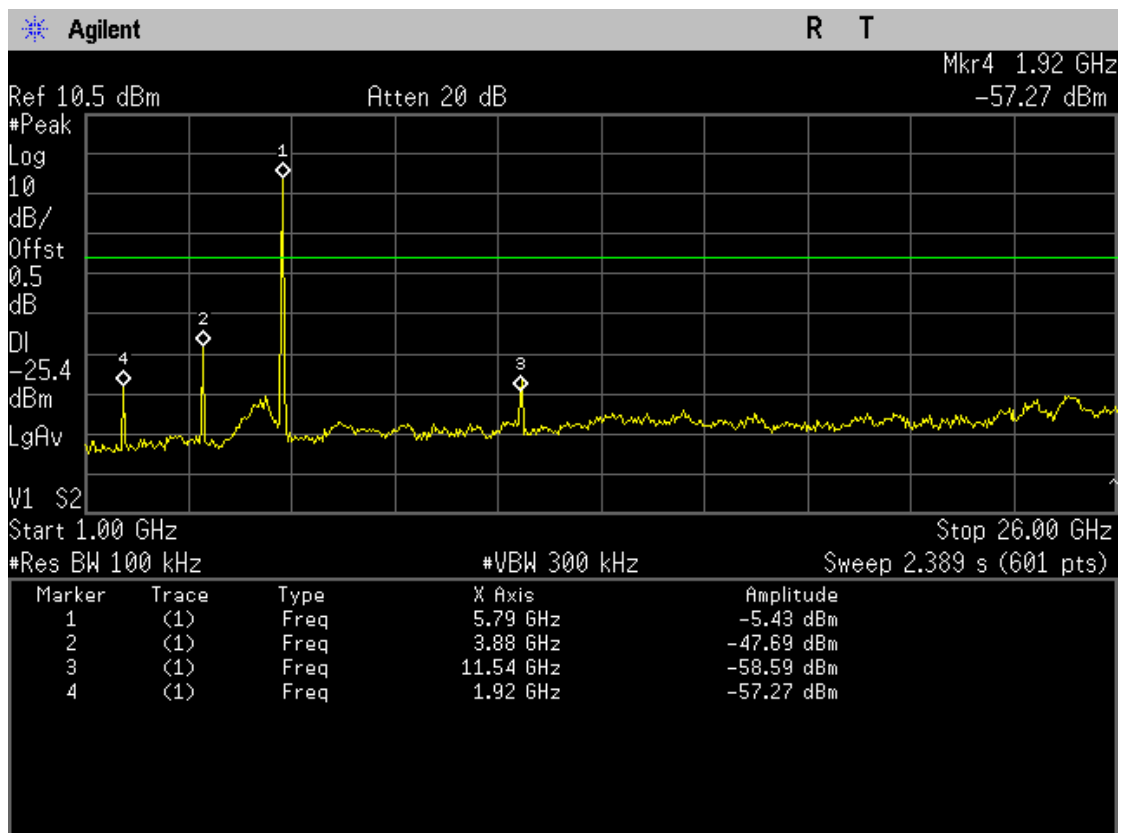
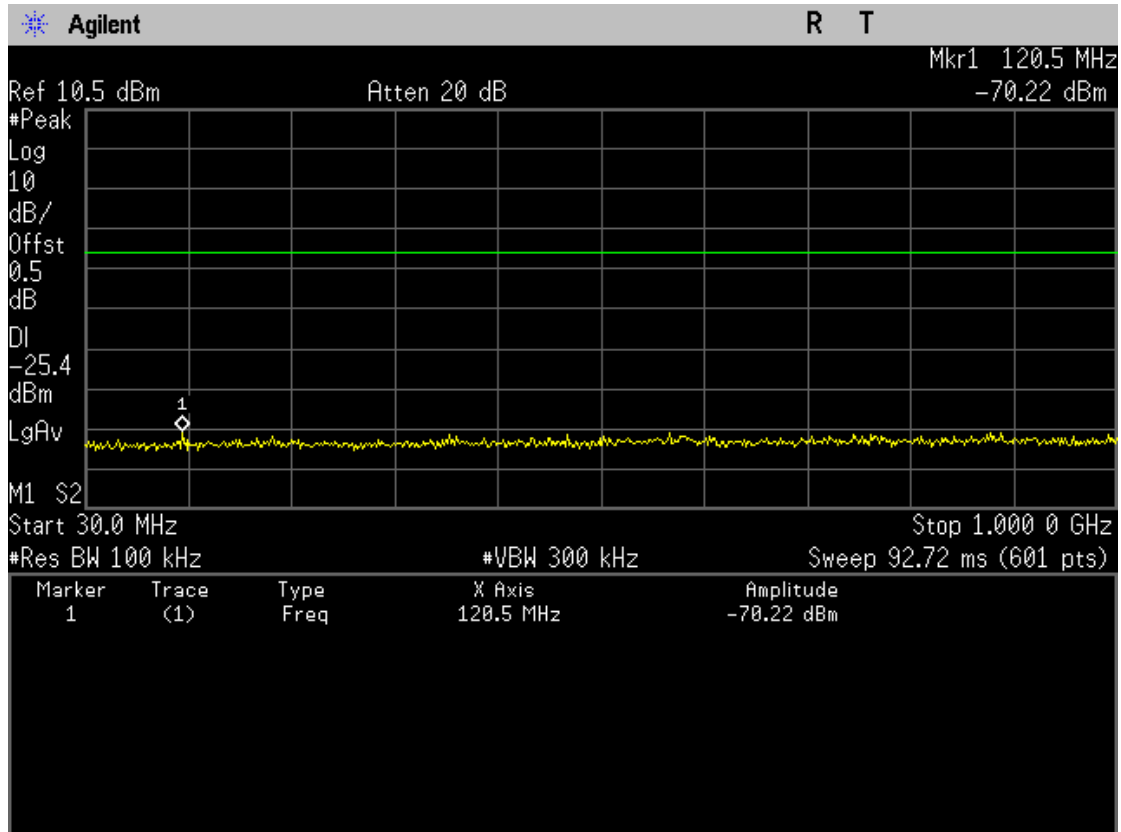
CH 165



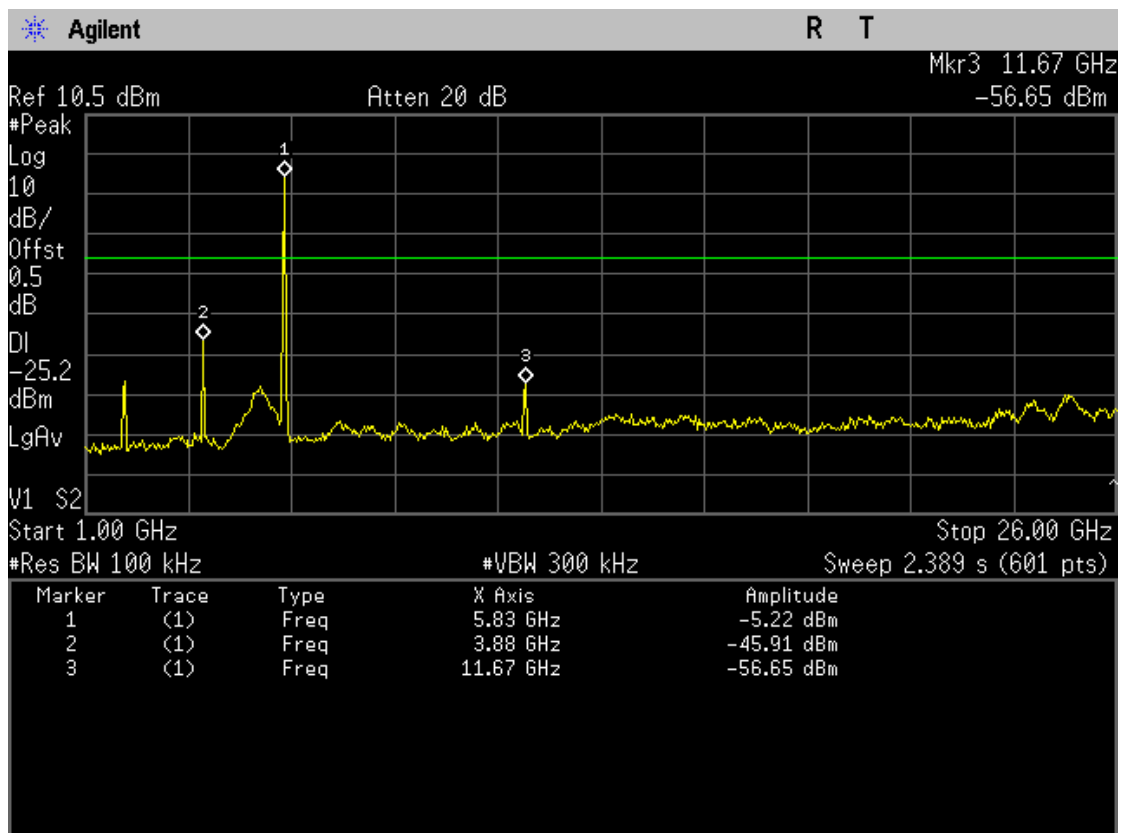
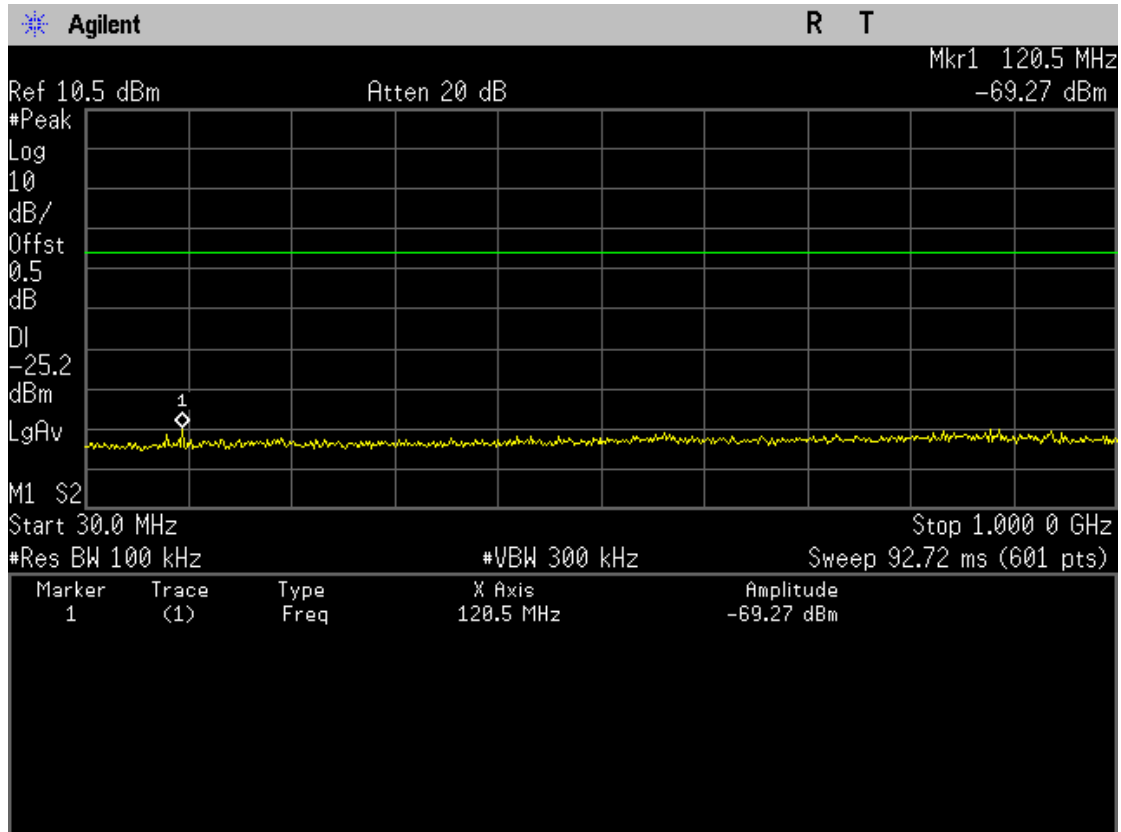
9.4.4. For 802.11a
CH 149



CH 157



CH 165



10.DEVIATION TO TEST SPECIFICATIONS

【NONE】