



Compliance Laboratory

SHENZHEN MOST ELECTRONICS CO., LTD.

Tel:(86) 755-26825180 Fax:(86) 755-86170310

Http:// www. szmost.com Email: szmost@szmost.com

Test Report

Product Name: SUN SPECTRUM LIGHT

Model No.: YTT 220/18-3U, YTT 220/20-3U, YTT 220/23-3U

FCC ID: U6P-YTT001

Applicant:

SHENZHEN KEWEITIAN TECHNOLOGY DEVELOPMENT CO.,LTD

East, 7th Floor, Building No.1, Baimenqian Industrial Zone, Buji Town, Shenzhen,
Guangdong Province, P. R. China.

Date Received: 4/05/2008

Date Tested: 4/07/2008



Compliance Laboratory

SHENZHEN MOST ELECTRONICS CO., LTD.

Tel:(86) 755-26825180 Fax:(86) 755-86170310

Http:// www. szmost.com Email: szmost@szmost.com

TABLE OF CONTENTS

APPLICANT: SHENZHEN KEWEITIAN TECHNOLOGY DEVELOPMENT CO.,LTD

FCC ID: V6P-YTT001

TEST REPORT CONTAINING:

PAGE 1.....TEST EQUIPMENT LIST
PAGE 3-9.....POWER LINE CONDUCTED INTERFERENC AND PLOTS
PAGE 10-11.....RADIATION INTERFERENCE TEST DATA

EXHIBIT INCLUDED:

PAGE 1.....BLOCK DIAGRAM
PAGE 2.....SCHEMATIC
PAGE 3.....PART LIST
PAGE 4.....USERS MANUAL
PAGE 5.....LABEL SAMPLE
PAGE 6.....LABEL LOCATION
PAGE 7.....EXTERNAL PHOTOGRAPHS
PAGE 8.....INTERNAL PHOTOGRAPHS
PAGE 9.....OPERATIONAL DESCRIPTION
PAGE 10.....TEST SET UP PHOTOGRAPHS



Compliance Laboratory

SHENZHEN MOST ELECTRONICS CO., LTD.

Tel:(86) 755-26825180 Fax:(86) 755-86170310

Http:// www. szmost.com Email: szmost@szmost.com

EMC Equipment List

Test Equipment	Manufacturer	Model	Serial No.	Last Cal.	Cal. Due
EMI Test Receiver	R&S	ESCS 30	640101048	2007-06-08	2008-06-08
LISN	R&S	ESH2-Z5	640201028-02	2007-06-08	2008-06-08
EMI Test Receiver	R&S	ESMI	640201028	2007-06-08	2008-06-08
BiConiLog antenna	ETS•Lindgren	3142B	00026414	2007-06-08	2008-06-08
Double ridge horn Antenna	EMCO	3115	640201028-08	2007-06-08	2008-06-08
Chamber	ETS•Lindgren	RFSD-F-100	2693	2007-06-08	2008-06-08
Radio communication tester	R&S	CMU200	106389	2007-08-08	2008-08-08

Remark:

Test Firm Name: CHINA CEPREI (HEADQUARTERS) LABORATORY

Test Firm Address: NO 110 DONGGUANZHUANG ROAD, TIANHE DISTRICT, GUANGZHOU 510610, P.R.
CHINA

FCC Registered Test Site Number: 258518



Compliance Laboratory

SHENZHEN MOST ELECTRONICS CO., LTD.

Tel:(86) 755-26825180 Fax:(86) 755-86170310

Http:// www. szmost.com Email: szmost@szmost.com

TEST PROCEDURE

GENERAL: This report shall NOT be reproduced except in full without the written approval of MOST TECHNOLOGY SERVICE CO., LTD. The EUT was transmitting a test signal during the testing.

POWER LINE CONDUCTED INTERFERENCE: The test procedure used was ANSI Standard C63.4-2003 using a 50 uH LISN. Both Lines were observed. The bandwidth of the receiver was 10kHz with an appropriate sweep speed. The ambient temperature of the EUT was 25°C with a humidity of 58%.

RADIATION INTERFERENCE: The test procedure used was ANSI Standard C63.4-2003 using a ANRITSU spectrum analyzer with a pre-selector. The analyzer was calibrated in dB above a micro volt at the output of the antenna. The resolution bandwidth was 100 kHz and the video bandwidth was 300 kHz up to 1 GHz and 1 MHz with a video BW of 3 MHz above 1 GHz. The ambient temperature of the EUT was 25°C with a humidity of 58%.

FORMULA OF CONVERSION FACTORS: The Field Strength at 3m was established by adding the meter reading of the spectrum analyzer (which is set to read in units of dBuV) to the antenna correction factor supplied by the antenna manufacturer and cable loss. The antenna correction factors and cable loss are stated in terms of dB. The gain of the Pre-selector was accounted for in the Spectrum Analyzer Meter Reading.

Example:

Freq (MHz) METER READING + ACF + CABLE = FS

33 20 dBuV + 10.36 dB + 0.9 dB= 31.26 dBuV/m @ 3m

ANSI STANDARD C63.4-2003 10.1.7 MEASUREMENT PROCEDURES: The EUT was placed on a table 80 cm high and with dimensions of 1m by 1.5m. The EUT was placed in the center of the table (1.5m side). The table used for radiated measurements is capable of continuous rotation. The spectrum was scanned from 30 MHz to 10th harmonic of the fundamental.

Peak readings were taken in three (3) orthogonal planes and the highest readings were converted to average readings based on the duration of "ON" time.

When an emission was found, the table was rotated to produce the maximum signal strength. At this point, the antenna was raised and lowered from 1m to 4m. The antenna was placed in both the horizontal and vertical planes.

The situation was similar for the conducted measurement except that the table did not rotate. The EUT was setup as described in ANSI Standard C63.4-2003 10.1.7 with the EUT 40 cm from the vertical ground wall.



Compliance Laboratory

SHENZHEN MOST ELECTRONICS CO., LTD.

Tel:(86) 755-26825180 Fax:(86) 755-86170310

Http:// www. szmost.com Email: szmost@szmost.com

APPLICANT: SHENZHEN KEWEITIAN TECHNOLOGY DEVELOPMENT CO.,LTD

FCC ID: V6P-YTT001

NAME OF TEST: POWER LINE CONDUCTED INTERFERENCE

RULES PART NUMBER: 18.307

MINIMUM REQUIREMENTS:	FREQUENCY	LEVEL
	MHz	uV
	0.45-2.51	250
	2.51-3.0	3000
	3.0-30	250

TEST PROCEDURE: ANSI STANDARD C63.4-2003

For YTT 220/18-3U

THE HIGHEST EMISSION READ FOR LINE 1 WAS 44.7dB uV @ 465kHz.

THE HIGHEST EMISSION READ FOR LINE 2 WAS 44.9dB uV @ 470kHz.

For YTT 220/20-3U

THE HIGHEST EMISSION READ FOR LINE 1 WAS 43.8dB uV @ 470kHz.

THE HIGHEST EMISSION READ FOR LINE 2 WAS 44.6dB uV @ 505kHz.

For YTT 220/23-3U

THE HIGHEST EMISSION READ FOR LINE 1 WAS 44.9dB uV @ 545kHz.

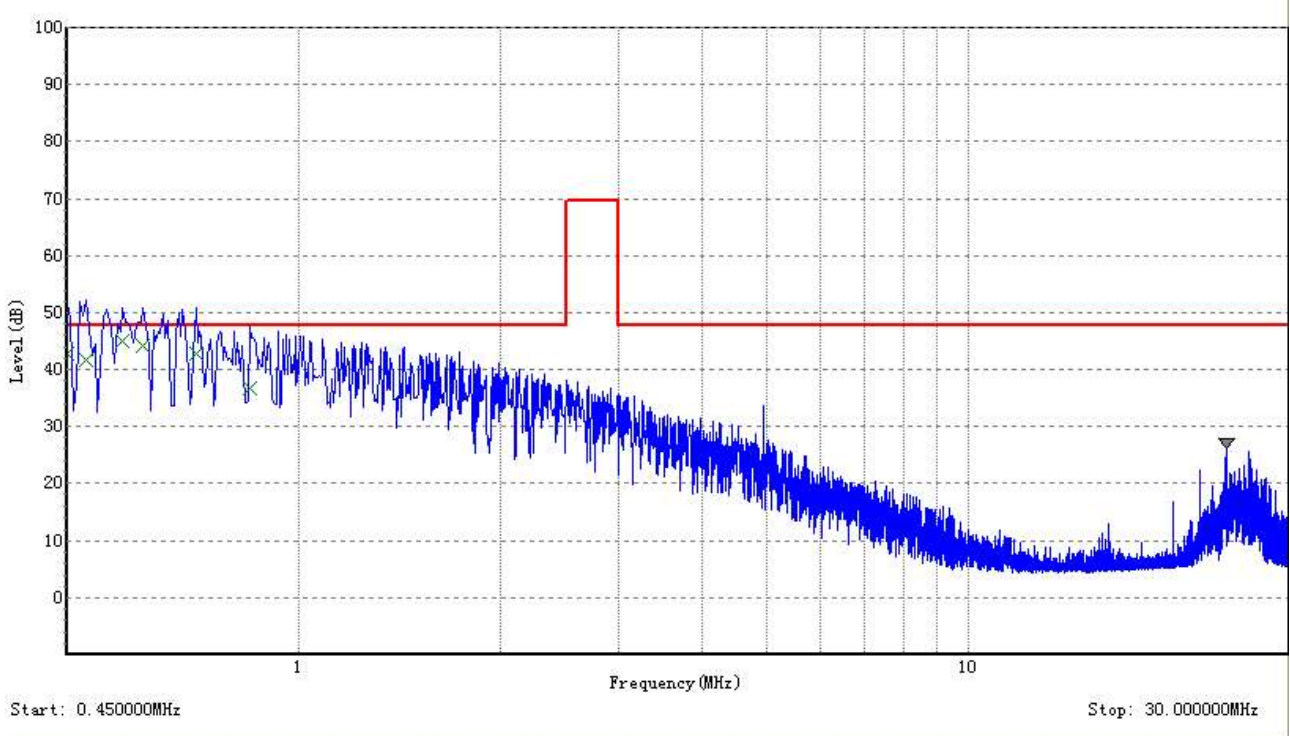
THE HIGHEST EMISSION READ FOR LINE 2 WAS 42.9dB uV @ 480kHz.

THE PLOTS ON THE NEXT PAGE REPRESENT THE EMISSIONS READ FOR POWER LINE CONDUCTED FOR THIS DEVICE.



SHENZHEN MOST ELECTRONICS CO., LTD.
Tel: (86) 755-26825180 Fax: (86) 755-86170310
Http:// www. szmost.com Email: szmost@szmost.com

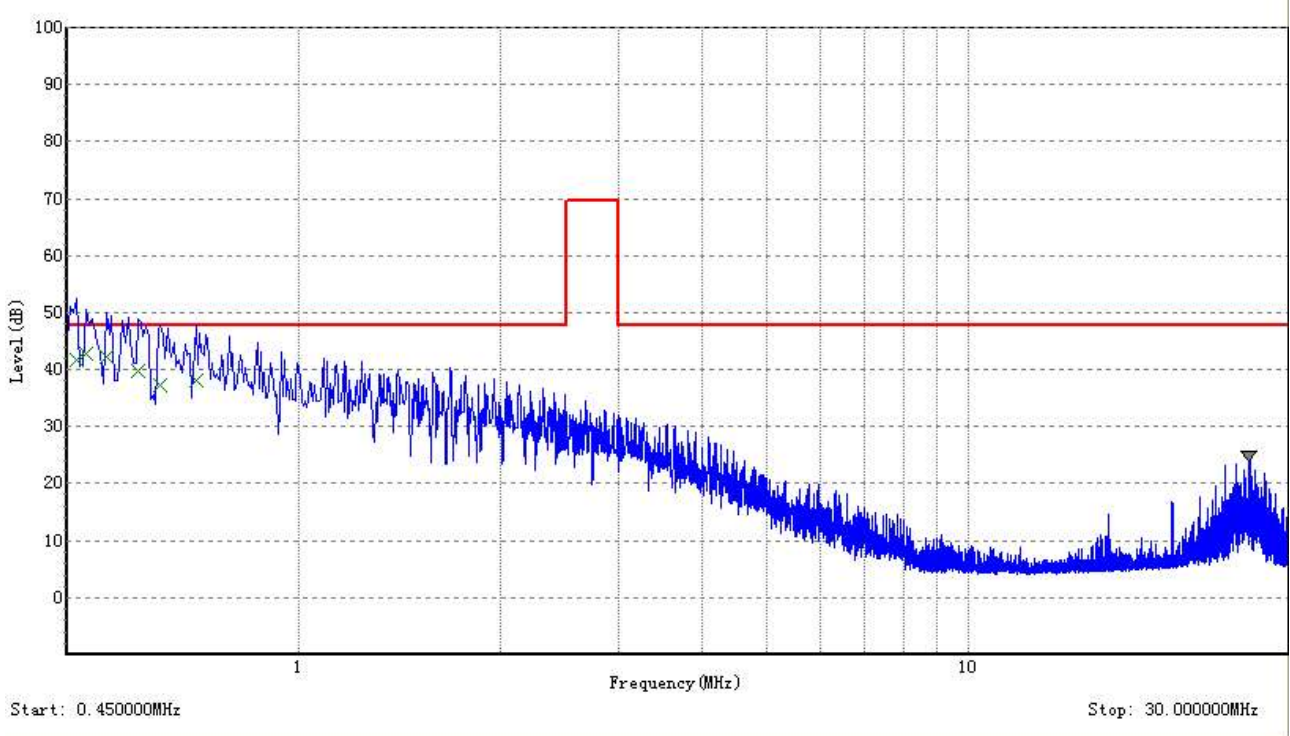
For YTT 220/18-3U L1 Line





SHENZHEN MOST ELECTRONICS CO., LTD.
Tel: (86) 755-26825180 Fax: (86) 755-86170310
Http:// www. szmost.com Email: szmost@szmost.com

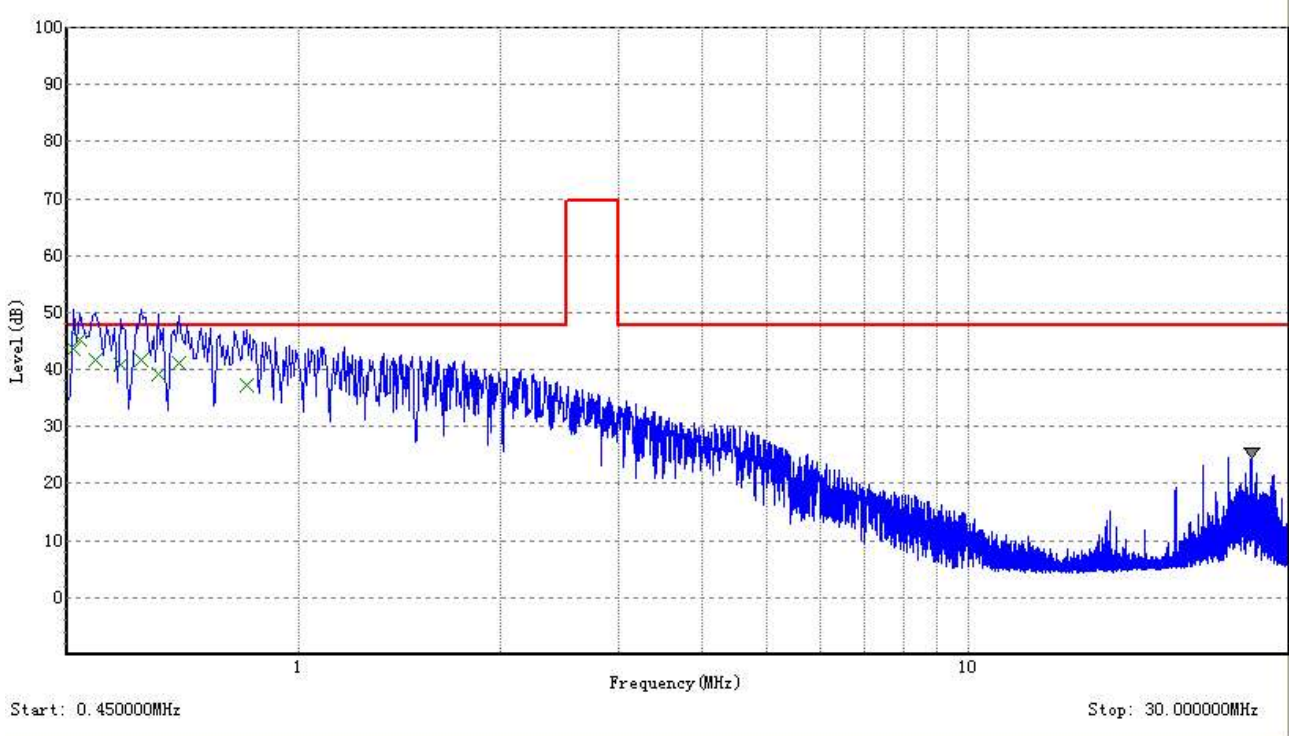
For YTT 220/18-3U N Line





SHENZHEN MOST ELECTRONICS CO., LTD.
Tel: (86) 755-26825180 Fax: (86) 755-86170310
Http:// www. szmost.com Email: szmost@szmost.com

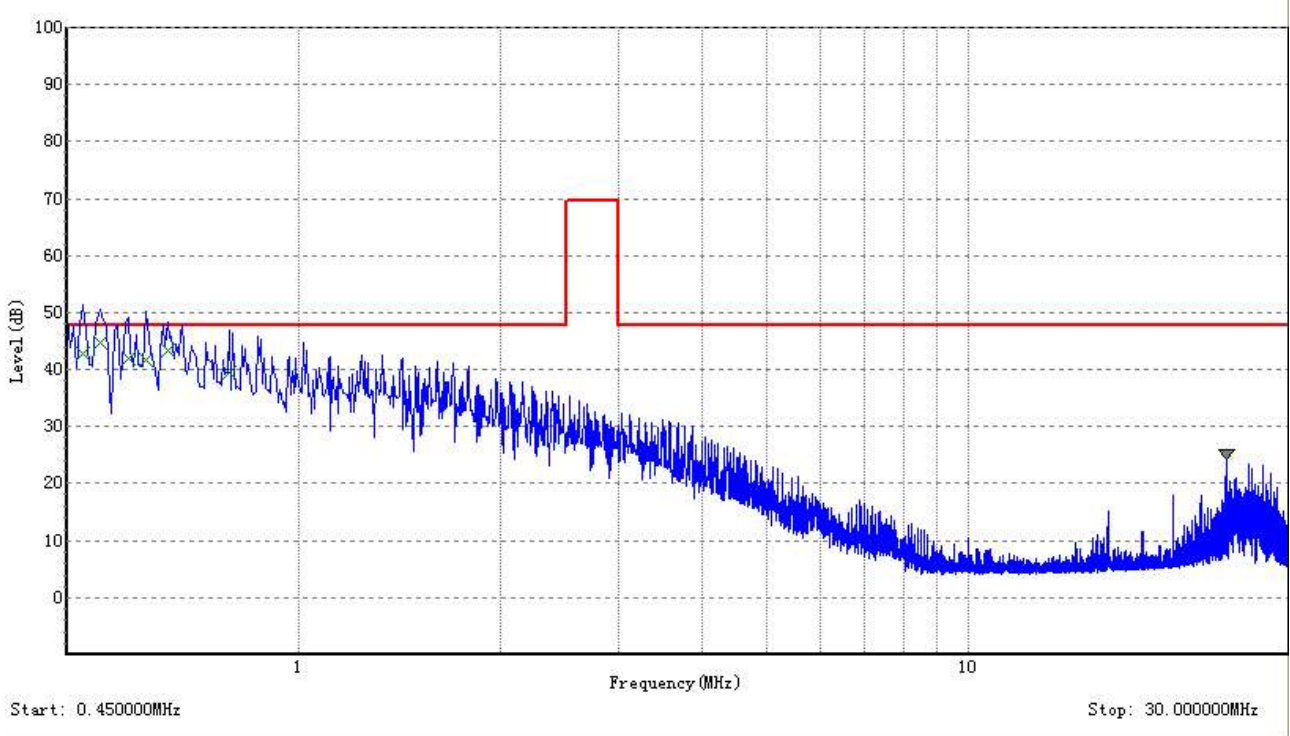
For YTT 220/20-3U L1 Line





SHENZHEN MOST ELECTRONICS CO., LTD.
Tel: (86) 755-26825180 Fax: (86) 755-86170310
Http:// www. szmost.com Email: szmost@szmost.com

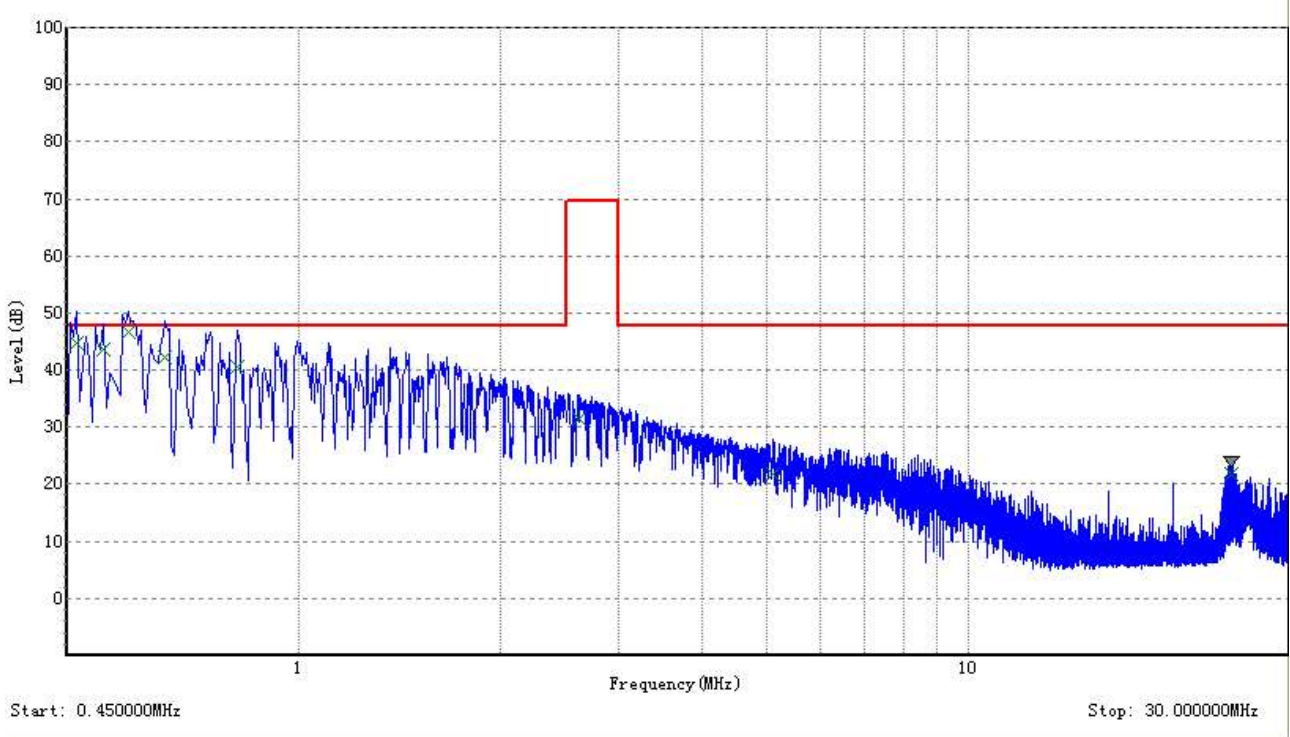
For YTT 220/20-3U N Line





SHENZHEN MOST ELECTRONICS CO., LTD.
Tel: (86) 755-26825180 Fax: (86) 755-86170310
Http:// www. szmost.com Email: szmost@szmost.com

For YTT 220/23-3U L1 Line





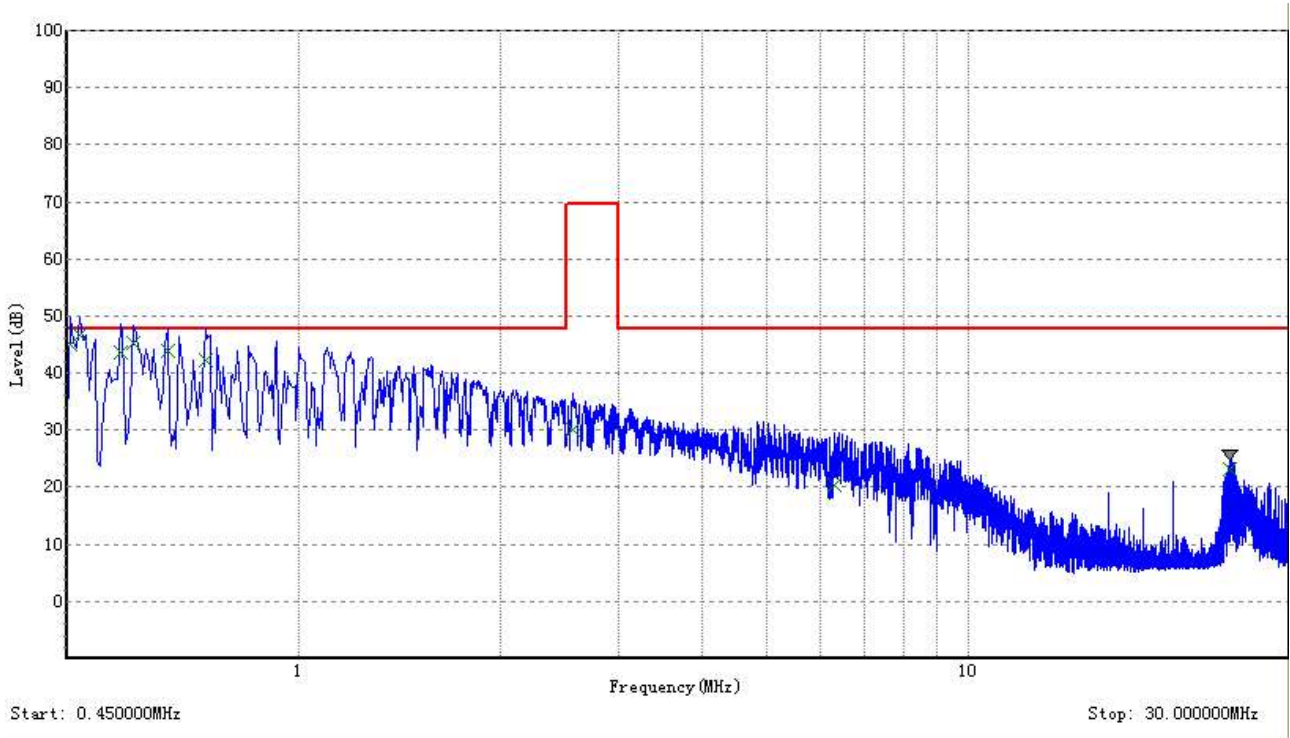
Compliance Laboratory

SHENZHEN MOST ELECTRONICS CO., LTD.

Tel: (86) 755-26825180 Fax: (86) 755-86170310

Http:// www. szmost.com Email: szmost@szmost.com

For YTT 220/23-3U





Compliance Laboratory

SHENZHEN MOST ELECTRONICS CO., LTD.

Tel:(86) 755-26825180 Fax:(86) 755-86170310

Http:// www. szmost.com Email: szmost@szmost.com

APPLICANT: SHENZHEN KEWEITIAN TECHNOLOGY DEVELOPMENT CO.,LTD

FCC ID: V6P-YTT001

NAME OF TEST: RADIATION INTERFERENCE

RULES PART NUMBER: 18.305(C)

REQUIREMENTS:

S18.305

30 -88 MHz 30 dBuV/m @3M

88 - 216 MHz 35 dBuV/m

216 -1000 MHz 40 dBuV/m

Test Data:

REMARK: Emissions attenuated more than 20 dB below the permissible value are not reported.

For YTT 220/23-3U

Frequency (MHz)	Antenna Polarization	Emission Level (dBuV/m)			FCC 18 Limit (dBuV/m)
		Avg	QP	Peak	
34.5	Vertical	--	19.6	--	30
60.3	Vertical	--	15.9	--	30
88.0	Vertical	--	18.8	--	30
133.6	Vertical	--	20.5	--	35
41.8	Horizontal	--	19.5	--	30
60.4	Horizontal	--	17.2	--	30
159.5	Horizontal	--	20.5	--	35

For YTT 220/20-3U

Frequency (MHz)	Antenna Polarization	Emission Level (dBuV/m)			FCC 18 Limit (dBuV/m)
		Avg	QP	Peak	
33.5	Vertical	--	19.5	--	30
84.0	Vertical	--	13.9	--	30
113.0	Vertical	--	13.1	--	30
192.0	Vertical	--	16.4	--	35
35.7	Horizontal	--	19.8	--	30
60.3	Horizontal	--	12.7	--	30
102.3	Horizontal	--	13.3	--	35



Compliance Laboratory

SHENZHEN MOST ELECTRONICS CO., LTD.

Tel:(86) 755-26825180 Fax:(86) 755-86170310

Http:// www. szmost.com Email: szmost@szmost.com

APPLICANT: SHENZHEN KEWEITIAN TECHNOLOGY DEVELOPMENT CO.,LTD

FCC ID: V6P-YTT001

NAME OF TEST: RADIATION INTERFERENCE

RULES PART NUMBER: 18.305(C)

REQUIREMENTS:

S18.305

30 -88 MHz 30 dBuV/m @3M

88 - 216 MHz 35 dBuV/m

216 -1000 MHz 40 dBuV/m

Test Data:

REMARK: Emissions attenuated more than 20 dB below the permissible value are not reported.

For YTT 220/18-3U

Frequency (MHz)	Antenna Polarization	Emission Level (dBuV/m)			FCC 18 Limit (dBuV/m)
		Avg	QP	Peak	
32.6	Vertical	--	19.2	--	30
84.1	Vertical	--	12.5	--	30
115.5	Vertical	--	11.9	--	30
194.9	Vertical	--	16.3	--	35
33.5	Horizontal	--	21.1	--	30
60.4	Horizontal	--	13.0	--	30
104.6	Horizontal	--	13.6	--	35