



Applicant:	Kyocera
FCC ID:	V65SCP-6760
Report #:	CT-6760-13C-0709-R0

EXHIBIT 13 APPENDIX C: T-COIL DATA PLOT

CELL

Applicant:	Kyocera
FCC ID:	V65SCP-6760
Report #:	CT-6760-13C-0709-R0

Date: 6/25/2009

FCC SCP-6760 Tcoil_CDMA800_062509

Communication System: CDMA, Frequency: 824.7 MHz, Duty Cycle: 1:1
 Medium: T-Coil, Medium parameters used: $\sigma = 0$ mho/m, $\epsilon_r = 1$; $\rho = 0$ kg/m³
 Phantom: HAC Test Arch with Coil, Phantom section: AMB with Coil Section

DASY4 Configuration:

Probe: AM1DV2 - 1045, , Calibrated: 9/18/2008
 Sensor-Surface: 0mm (Fix Surface),
 Electronics: DAE4 Sn530, Calibrated: 3/12/2009
 Measurement SW: DASY4, V4.7 Build 71
 Postprocessing SW: SEMCAD, V1.8 Build 184
Temperature: Room T = 21.8 +/- 1 deg C, Liquid T = 22.0 +/- 1 deg C

Scans CH1013/z (axial) rough 50 x 50/ABM Interpolated SNR(x,y,z) (51x51x1):

Measurement grid: dx=10mm, dy=10mm
 Signal Type: Audio File (.wav) 48k_1.025kHz_10s.wav

Cursor:

ABM1/ABM2 = 46.1 dB
 ABM1 comp = -4.29 dB A/m
 BWC Factor = 0.0144933 dB
 Location: -2, -1, 363.7 mm

Scans CH1013/z (axial) 16 x 16/ABM Interpolated SNR(x,y,z) (41x41x1):

Measurement grid: dx=10mm, dy=10mm
 Signal Type: Audio File (.wav) 48k_1.025kHz_10s.wav

Cursor:

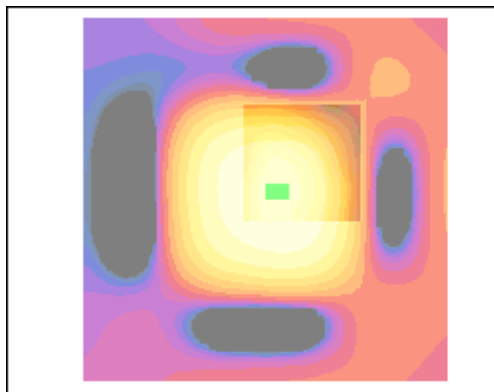
ABM1/ABM2 = 53.6 dB
 ABM1 comp = 2.12 dB A/m
 BWC Factor = 0.0144933 dB
 Location: -1.4, -1, 363.7 mm

Scans CH1013/z (axial) at max z/ABM SNR(x,y,z) (1x1x1):

Measurement grid: dx=10mm, dy=10mm
 Signal Type: Audio File (.wav) 48k_1.025kHz_10s.wav

Cursor:

ABM1/ABM2 = 51.9 dB
 ABM1 comp = 2.43 dB A/m
 BWC Factor = 0.0144933 dB
 Location: -1, -1, 363.7 mm



0 dB = 201.1

Applicant:	Kyocera
FCC ID:	V65SCP-6760
Report #:	CT-6760-13C-0709-R0

Date: 6/25/2009

FCC SCP-6760 Tcoil_CDMA800_062509

Communication System: CDMA, Frequency: 824.7 MHz, Duty Cycle: 1:1
 Medium: T-Coil, Medium parameters used: $\sigma = 0$ mho/m, $\epsilon_r = 1$; $\rho = 0$ kg/m³
 Phantom: HAC Test Arch with Coil, Phantom section: AMB with Coil Section

DASY4 Configuration:

Probe: AM1DV2 - 1045, , Calibrated: 9/18/2008
 Sensor-Surface: 0mm (Fix Surface),
 Electronics: DAE4 Sn530, Calibrated: 3/12/2009
 Measurement SW: DASY4, V4.7 Build 71
 Postprocessing SW: SEMCAD, V1.8 Build 184

Temperature: Room T = 21.8 +/- 1 deg C, Liquid T = 22.0 +/- 1 deg C

Scans CH1013/x (longitudinal) rough 50 x 50/ABM Interpolated SNR(x,y,z) (51x51x1):

Measurement grid: dx=10mm, dy=10mm
 Signal Type: Audio File (.wav) 48k_1.025kHz_10s.wav

Cursor:

ABM1/ABM2 = 48.5 dB
 ABM1 comp = -4.10 dB A/m
 BWC Factor = 0.0144933 dB
 Location: -5, -4, 363.7 mm

Scans CH1013/x (longitudinal) 24 x 16/ABM Interpolated SNR(x,y,z) (61x41x1):

Measurement grid: dx=10mm, dy=10mm
 Signal Type: Audio File (.wav) 48k_1.025kHz_10s.wav

Cursor:

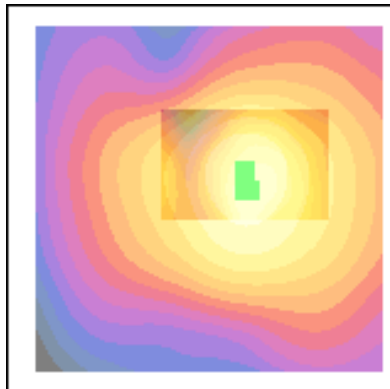
ABM1/ABM2 = 50.0 dB
 ABM1 comp = -3.63 dB A/m
 BWC Factor = 0.0144933 dB
 Location: -5.8, -1, 363.7 mm

Scans CH1013/x (longitudinal) at max x/ABM SNR(x,y,z) (1x1x1):

Measurement grid: dx=10mm, dy=10mm
 Signal Type: Audio File (.wav) 48k_1.025kHz_10s.wav

Cursor:

ABM1/ABM2 = 48.5 dB
 ABM1 comp = -4.88 dB A/m
 BWC Factor = 0.0144933 dB
 Location: -5, -1, 363.7 mm



0 dB = 265.8

Applicant:	Kyocera
FCC ID:	V65SCP-6760
Report #:	CT-6760-13C-0709-R0

Date: 6/25/2009

FCC SCP-6760 Tcoil_CDMA800_062509

Communication System: CDMA, Frequency: 824.7 MHz, Duty Cycle: 1:1
 Medium: T-Coil, Medium parameters used: $\sigma = 0$ mho/m, $\epsilon_r = 1$; $\rho = 0$ kg/m³
 Phantom: HAC Test Arch with Coil, Phantom section: AMB with Coil Section

DASY4 Configuration:

Probe: AM1DV2 - 1045, , Calibrated: 9/18/2008
 Sensor-Surface: 0mm (Fix Surface),
 Electronics: DAE4 Sn530, Calibrated: 3/12/2009
 Measurement SW: DASY4, V4.7 Build 71
 Postprocessing SW: SEMCAD, V1.8 Build 184
Temperature: Room T = 21.8 +/- 1 deg C, Liquid T = 22.0 +/- 1 deg C

Scans CH1013/y (transversal) rough 50 x 50/ABM Interpolated SNR(x,y,z) (51x51x1):

Measurement grid: dx=10mm, dy=10mm
 Signal Type: Audio File (.wav) 48k_1.025kHz_10s.wav

Cursor:

ABM1/ABM2 = 50.6 dB
 ABM1 comp = -6.44 dB A/m
 BWC Factor = 0.0144933 dB
 Location: -3, 4, 363.7 mm

Scans CH1013/y (transversal) 16 x 24/ABM Interpolated SNR(x,y,z) (41x61x1):

Measurement grid: dx=10mm, dy=10mm
 Signal Type: Audio File (.wav) 48k_1.025kHz_10s.wav

Cursor:

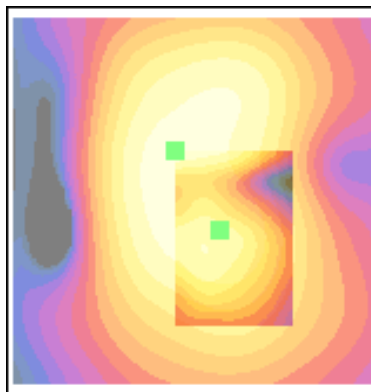
ABM1/ABM2 = 53.4 dB
 ABM1 comp = -4.35 dB A/m
 BWC Factor = 0.0144933 dB
 Location: 3, -7, 363.7 mm

Scans CH1013/y (transversal) at max y/ABM SNR(x,y,z) (1x1x1):

Measurement grid: dx=10mm, dy=10mm
 Signal Type: Audio File (.wav) 48k_1.025kHz_10s.wav

Cursor:

ABM1/ABM2 = 52.2 dB
 ABM1 comp = -4.47 dB A/m
 BWC Factor = 0.0144933 dB
 Location: 3, -7, 363.7 mm



0 dB = 337.6

Applicant:	Kyocera
FCC ID:	V65SCP-6760
Report #:	CT-6760-13C-0709-R0

Date: 6/25/2009

FCC SCP-6760 Tcoil_CDMA800_062509

Communication System: CDMA, Frequency: 836.49 MHz, Duty Cycle: 1:1
 Medium: T-Coil, Medium parameters used: $\sigma = 0$ mho/m, $\epsilon_r = 1$; $\rho = 0$ kg/m³
 Phantom: HAC Test Arch with Coil, Phantom section: AMB with Coil Section

DASY4 Configuration:

Probe: AM1DV2 - 1045, , Calibrated: 9/18/2008
 Sensor-Surface: 0mm (Fix Surface),
 Electronics: DAE4 Sn530, Calibrated: 3/12/2009
 Measurement SW: DASY4, V4.7 Build 71
 Postprocessing SW: SEMCAD, V1.8 Build 184

Temperature: Room T = 21.8 +/- 1 deg C, Liquid T = 22.0 +/- 1 deg C

Scans CH383/z (axial) rough 50 x 50/ABM Interpolated SNR(x,y,z) (51x51x1):

Measurement grid: dx=10mm, dy=10mm
 Signal Type: Audio File (.wav) 48k_1.025kHz_10s.wav

Cursor:

ABM1/ABM2 = 49.1 dB
 ABM1 comp = -3.18 dB A/m
 BWC Factor = 0.00503636 dB
 Location: -1, -3, 363.7 mm

Scans CH383/z (axial) 16 x 16/ABM Interpolated SNR(x,y,z) (41x41x1):

Measurement grid: dx=10mm, dy=10mm
 Signal Type: Audio File (.wav) 48k_1.025kHz_10s.wav

Cursor:


ABM1/ABM2 = 54.7 dB
 ABM1 comp = 2.28 dB A/m
 BWC Factor = 0.00503636 dB
 Location: -1, -1, 363.7 mm

Scans CH383/z (axial) at max z/ABM SNR(x,y,z) (1x1x1):

Measurement grid: dx=10mm, dy=10mm
 Signal Type: Audio File (.wav) 48k_1.025kHz_10s.wav

Cursor:

ABM1/ABM2 = 54.4 dB
 ABM1 comp = 1.96 dB A/m
 BWC Factor = 0.00503636 dB
 Location: -1, -1, 363.7 mm



0 dB = 285.6

Applicant:	Kyocera
FCC ID:	V65SCP-6760
Report #:	CT-6760-13C-0709-R0

Date: 6/25/2009

FCC SCP-6760 Tcoil_CDMA800_062509

Communication System: CDMA, Frequency: 836.49 MHz, Duty Cycle: 1:1
 Medium: T-Coil, Medium parameters used: $\sigma = 0$ mho/m, $\epsilon_r = 1$; $\rho = 0$ kg/m³
 Phantom: HAC Test Arch with Coil, Phantom section: AMB with Coil Section

DASY4 Configuration:

Probe: AM1DV2 - 1045, , Calibrated: 9/18/2008
 Sensor-Surface: 0mm (Fix Surface),
 Electronics: DAE4 Sn530, Calibrated: 3/12/2009
 Measurement SW: DASY4, V4.7 Build 71
 Postprocessing SW: SEMCAD, V1.8 Build 184

Temperature:

Room T = 21.8 +/- 1 deg C, Liquid T = 22.0 +/- 1 deg C

Scans CH383/x (longitudinal) rough 50 x 50/ABM Interpolated SNR(x,y,z) (51x51x1):

Measurement grid: dx=10mm, dy=10mm
 Signal Type: Audio File (.wav) 48k_1.025kHz_10s.wav

Cursor:

ABM1/ABM2 = 49.2 dB
 ABM1 comp = -4.29 dB A/m
 BWC Factor = 0.00503636 dB
 Location: -5, -4, 363.7 mm

Scans CH383/x (longitudinal) 24 x 16/ABM Interpolated SNR(x,y,z) (61x41x1):

Measurement grid: dx=10mm, dy=10mm
 Signal Type: Audio File (.wav) 48k_1.025kHz_10s.wav

Cursor:

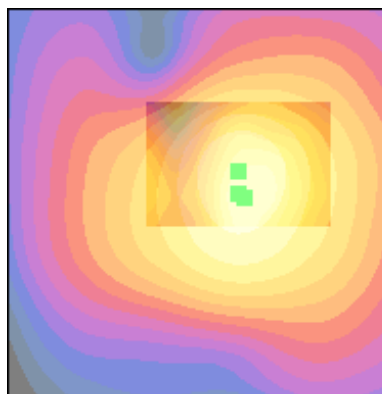
ABM1/ABM2 = 50.4 dB
 ABM1 comp = -3.60 dB A/m
 BWC Factor = 0.00503636 dB
 Location: -5.8, -0.6, 363.7 mm

Scans CH383/x (longitudinal) at max x/ABM SNR(x,y,z) (1x1x1):

Measurement grid: dx=10mm, dy=10mm
 Signal Type: Audio File (.wav) 48k_1.025kHz_10s.wav

Cursor:

ABM1/ABM2 = 50.4 dB
 ABM1 comp = -3.47 dB A/m
 BWC Factor = 0.00503636 dB
 Location: -5, -1, 363.7 mm



0 dB = 287.1

Applicant:	Kyocera
FCC ID:	V65SCP-6760
Report #:	CT-6760-13C-0709-R0

Date: 6/25/2009

FCC SCP-6760 Tcoil_CDMA800_062509

Communication System: CDMA, Frequency: 836.49 MHz, Duty Cycle: 1:1
 Medium: T-Coil, Medium parameters used: $\sigma = 0$ mho/m, $\epsilon_r = 1$; $\rho = 0$ kg/m³
 Phantom: HAC Test Arch with Coil, Phantom section: AMB with Coil Section

DASY4 Configuration:

Probe: AM1DV2 - 1045, , Calibrated: 9/18/2008
 Sensor-Surface: 0mm (Fix Surface),
 Electronics: DAE4 Sn530, Calibrated: 3/12/2009
 Measurement SW: DASY4, V4.7 Build 71
 Postprocessing SW: SEMCAD, V1.8 Build 184

Temperature:

Room T = 21.8 +/- 1 deg C, Liquid T = 22.0 +/- 1 deg C

Scans CH383/y (transversal) rough 50 x 50/ABM Interpolated SNR(x,y,z) (51x51x1):

Measurement grid: dx=10mm, dy=10mm
 Signal Type: Audio File (.wav) 48k_1.025kHz_10s.wav

Cursor:

ABM1/ABM2 = 50.3 dB
 ABM1 comp = -7.05 dB A/m
 BWC Factor = 0.00503636 dB
 Location: -2, 3, 363.7 mm

Scans CH383/y (transversal) 16 x 24/ABM Interpolated SNR(x,y,z) (41x61x1):

Measurement grid: dx=10mm, dy=10mm
 Signal Type: Audio File (.wav) 48k_1.025kHz_10s.wav

Cursor:

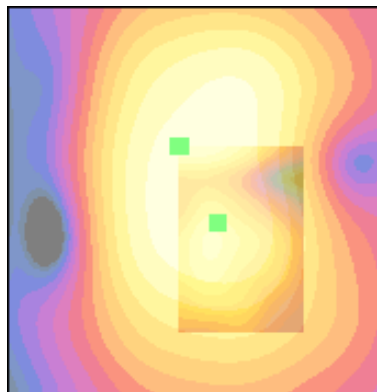
ABM1/ABM2 = 53.4 dB
 ABM1 comp = -4.39 dB A/m
 BWC Factor = 0.00503636 dB
 Location: 3, -7, 363.7 mm

Scans CH383/y (transversal) at max y/ABM SNR(x,y,z) (1x1x1):

Measurement grid: dx=10mm, dy=10mm
 Signal Type: Audio File (.wav) 48k_1.025kHz_10s.wav

Cursor:

ABM1/ABM2 = 53.2 dB
 ABM1 comp = -4.22 dB A/m
 BWC Factor = 0.00503636 dB
 Location: 3, -7, 363.7 mm



0 dB = 327.3

Applicant:	Kyocera
FCC ID:	V65SCP-6760
Report #:	CT-6760-13C-0709-R0

Date: 6/25/2009

FCC SCP-6760 Tcoil_CDMA800_062509

Communication System: CDMA, Frequency: 848.31 MHz, Duty Cycle: 1:1
 Medium: T-Coil, Medium parameters used: $\sigma = 0$ mho/m, $\epsilon_r = 1$; $\rho = 0$ kg/m³
 Phantom: HAC Test Arch with Coil, Phantom section: AMB with Coil Section

DASY4 Configuration:

Probe: AM1DV2 - 1045, , Calibrated: 9/18/2008
 Sensor-Surface: 0mm (Fix Surface),
 Electronics: DAE4 Sn530, Calibrated: 3/12/2009
 Measurement SW: DASY4, V4.7 Build 71
 Postprocessing SW: SEMCAD, V1.8 Build 184

Temperature:

Room T = 21.8 +/- 1 deg C, Liquid T = 22.0 +/- 1 deg C

Scans CH777/z (axial) rough 50 x 50/ABM Interpolated SNR(x,y,z) (51x51x1):

Measurement grid: dx=10mm, dy=10mm
 Signal Type: Audio File (.wav) 48k_1.025kHz_10s.wav

Cursor:

ABM1/ABM2 = 48.2 dB
 ABM1 comp = -2.88 dB A/m
 BWC Factor = 0.00477593 dB
 Location: 1, -3, 363.7 mm

Scans CH777/z (axial) 16 x 16/ABM Interpolated SNR(x,y,z) (41x41x1):

Measurement grid: dx=10mm, dy=10mm
 Signal Type: Audio File (.wav) 48k_1.025kHz_10s.wav

Cursor:

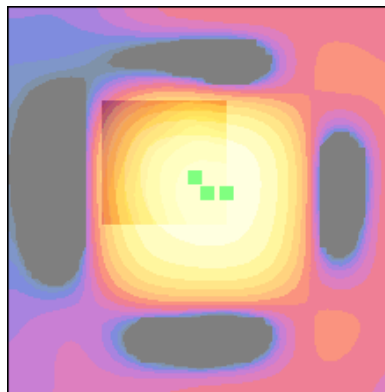
ABM1/ABM2 = 53.3 dB
 ABM1 comp = 2.02 dB A/m
 BWC Factor = 0.00477593 dB
 Location: -0.6, -1, 363.7 mm

Scans CH777/z (axial) at max z/ABM SNR(x,y,z) (1x1x1):

Measurement grid: dx=10mm, dy=10mm
 Signal Type: Audio File (.wav) 48k_1.025kHz_10s.wav

Cursor:

ABM1/ABM2 = 51.7 dB
 ABM1 comp = 0.175 dB A/m
 BWC Factor = 0.00477593 dB
 Location: -3, -1, 363.7 mm



0 dB = 256.3

Applicant:	Kyocera
FCC ID:	V65SCP-6760
Report #:	CT-6760-13C-0709-R0

PCS

Applicant:	Kyocera
FCC ID:	V65SCP-6760
Report #:	CT-6760-13C-0709-R0

Date: 6/30/2009

FCC SCP-6760 Tcoil_CDMA1900_063009

Communication System: CDMA, Frequency: 1850 MHz, Duty Cycle: 1:1
 Medium: T-Coil, Medium parameters used: $\sigma = 0$ mho/m, $\epsilon_r = 1$; $\rho = 0$ kg/m³
 Phantom: HAC Test Arch with Coil, Phantom section: AMB with Coil Section

DASY4 Configuration:

Probe: AM1DV2 - 1045, , Calibrated: 9/18/2008
 Sensor-Surface: 0mm (Fix Surface),
 Electronics: DAE4 Sn530, Calibrated: 3/12/2009
 Measurement SW: DASY4, V4.7 Build 71
 Postprocessing SW: SEMCAD, V1.8 Build 184

Temperature:

Room T = 21.8 +/- 1 deg C, Liquid T = 22.0 +/- 1 deg C

Scans CH25/z (axial) rough 50 x 50/ABM Interpolated SNR(x,y,z) (51x51x1):

Measurement grid: dx=10mm, dy=10mm
 Signal Type: Audio File (.wav) 48k_1.025kHz_10s.wav

Cursor:

ABM1/ABM2 = 51.3 dB
 ABM1 comp = -4.85 dB A/m
 BWC Factor = 0.0091154 dB
 Location: -2, 0, 363.7 mm

Scans CH25/z (axial) 16 x 16/ABM Interpolated SNR(x,y,z) (41x41x1):

Measurement grid: dx=10mm, dy=10mm
 Signal Type: Audio File (.wav) 48k_1.025kHz_10s.wav

Cursor:


ABM1/ABM2 = 54.7 dB
 ABM1 comp = 1.21 dB A/m
 BWC Factor = 0.0091154 dB
 Location: 3, 1, 363.7 mm

Scans CH25/z (axial) at max z/ABM SNR(x,y,z) (1x1x1):

Measurement grid: dx=10mm, dy=10mm
 Signal Type: Audio File (.wav) 48k_1.025kHz_10s.wav

Cursor:

ABM1/ABM2 = 48.3 dB
 ABM1 comp = -0.427 dB A/m
 BWC Factor = 0.0091154 dB
 Location: 3, 1, 363.7 mm



0 dB = 365.7

Applicant:	Kyocera
FCC ID:	V65SCP-6760
Report #:	CT-6760-13C-0709-R0

Date: 6/30/2009

FCC SCP-6760 Tcoil_CDMA1900_063009

Communication System: CDMA, Frequency: 1850 MHz, Duty Cycle: 1:1
 Medium: T-Coil, Medium parameters used: $\sigma = 0$ mho/m, $\epsilon_r = 1$; $\rho = 0$ kg/m³
 Phantom: HAC Test Arch with Coil, Phantom section: AMB with Coil Section

DASY4 Configuration:

Probe: AM1DV2 - 1045, , Calibrated: 9/18/2008
 Sensor-Surface: 0mm (Fix Surface),
 Electronics: DAE4 Sn530, Calibrated: 3/12/2009
 Measurement SW: DASY4, V4.7 Build 71
 Postprocessing SW: SEMCAD, V1.8 Build 184

Temperature:

Room T = 21.8 +/- 1 deg C, Liquid T = 22.0 +/- 1 deg C

Scans CH25/x (longitudinal) rough 50 x 50/ABM Interpolated SNR(x,y,z) (51x51x1):

Measurement grid: dx=10mm, dy=10mm
 Signal Type: Audio File (.wav) 48k_1.025kHz_10s.wav

Cursor:

ABM1/ABM2 = 49.5 dB
 ABM1 comp = -5.86 dB A/m
 BWC Factor = 0.0091154 dB
 Location: -5, -3, 363.7 mm

Scans CH25/x (longitudinal) 24 x 16/ABM Interpolated SNR(x,y,z) (61x41x1):

Measurement grid: dx=10mm, dy=10mm
 Signal Type: Audio File (.wav) 48k_1.025kHz_10s.wav

Cursor:

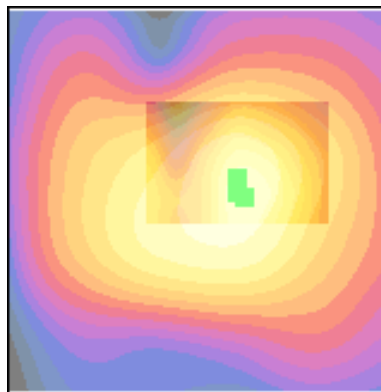
ABM1/ABM2 = 51.6 dB
 ABM1 comp = -3.79 dB A/m
 BWC Factor = 0.0091154 dB
 Location: -5.8, -0.6, 363.7 mm

Scans CH25/x (longitudinal) at max x/ABM SNR(x,y,z) (1x1x1):

Measurement grid: dx=10mm, dy=10mm
 Signal Type: Audio File (.wav) 48k_1.025kHz_10s.wav

Cursor:

ABM1/ABM2 = 50.8 dB
 ABM1 comp = -5.09 dB A/m
 BWC Factor = 0.0091154 dB
 Location: -5, -1, 363.7 mm



0 dB = 298.7

Applicant:	Kyocera
FCC ID:	V65SCP-6760
Report #:	CT-6760-13C-0709-R0

Date: 6/30/2009

FCC SCP-6760 Tcoil_CDMA1900_063009

Communication System: CDMA, Frequency: 1850 MHz, Duty Cycle: 1:1
 Medium: T-Coil, Medium parameters used: $\sigma = 0$ mho/m, $\epsilon_r = 1$; $\rho = 0$ kg/m³
 Phantom: HAC Test Arch with Coil, Phantom section: AMB with Coil Section

DASY4 Configuration:

Probe: AM1DV2 - 1045, , Calibrated: 9/18/2008
 Sensor-Surface: 0mm (Fix Surface),
 Electronics: DAE4 Sn530, Calibrated: 3/12/2009
 Measurement SW: DASY4, V4.7 Build 71
 Postprocessing SW: SEMCAD, V1.8 Build 184

Temperature:

Room T = 21.8 +/- 1 deg C, Liquid T = 22.0 +/- 1 deg C

Scans CH25/y (transversal) rough 50 x 50/ABM Interpolated SNR(x,y,z) (51x51x1):

Measurement grid: dx=10mm, dy=10mm
 Signal Type: Audio File (.wav) 48k_1.025kHz_10s.wav

Cursor:

ABM1/ABM2 = 49.3 dB
 ABM1 comp = -7.40 dB A/m
 BWC Factor = 0.0091154 dB
 Location: 0, -3, 363.7 mm

Scans CH25/y (transversal) 16 x 24/ABM Interpolated SNR(x,y,z) (41x61x1):

Measurement grid: dx=10mm, dy=10mm
 Signal Type: Audio File (.wav) 48k_1.025kHz_10s.wav

Cursor:

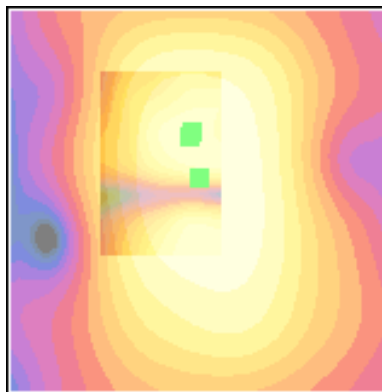
ABM1/ABM2 = 51.6 dB
 ABM1 comp = -5.62 dB A/m
 BWC Factor = 0.0091154 dB
 Location: 1.4, -8.6, 363.7 mm

Scans CH25/y (transversal) at max y/ABM SNR(x,y,z) (1x1x1):

Measurement grid: dx=10mm, dy=10mm
 Signal Type: Audio File (.wav) 48k_1.025kHz_10s.wav

Cursor:

ABM1/ABM2 = 48.9 dB
 ABM1 comp = -5.35 dB A/m
 BWC Factor = 0.0091154 dB
 Location: 1, -9, 363.7 mm



0 dB = 293.1

Applicant:	Kyocera
FCC ID:	V65SCP-6760
Report #:	CT-6760-13C-0709-R0

Date: 6/30/2009

FCC SCP-6760 Tcoil_CDMA1900_063009

Communication System: CDMA, Frequency: 1880 MHz, Duty Cycle: 1:1
 Medium: T-Coil, Medium parameters used: $\sigma = 0$ mho/m, $\epsilon_r = 1$; $\rho = 0$ kg/m³
 Phantom: HAC Test Arch with Coil, Phantom section: AMB with Coil Section

DASY4 Configuration:

Probe: AM1DV2 - 1045, , Calibrated: 9/18/2008
 Sensor-Surface: 0mm (Fix Surface),
 Electronics: DAE4 Sn530, Calibrated: 3/12/2009
 Measurement SW: DASY4, V4.7 Build 71
 Postprocessing SW: SEMCAD, V1.8 Build 184

Temperature:

Room T = 21.8 +/- 1 deg C, Liquid T = 22.0 +/- 1 deg C

Scans CH600/z (axial) rough 50 x 50/ABM Interpolated SNR(x,y,z) (51x51x1):

Measurement grid: dx=10mm, dy=10mm
 Signal Type: Audio File (.wav) 48k_1.025kHz_10s.wav

Cursor:

ABM1/ABM2 = 51.2 dB
 ABM1 comp = -5.09 dB A/m
 BWC Factor = 0.00902863 dB
 Location: -2, -1, 363.7 mm

Scans CH600/z (axial) 16 x 16/ABM Interpolated SNR(x,y,z) (41x41x1):

Measurement grid: dx=10mm, dy=10mm
 Signal Type: Audio File (.wav) 48k_1.025kHz_10s.wav

Cursor:

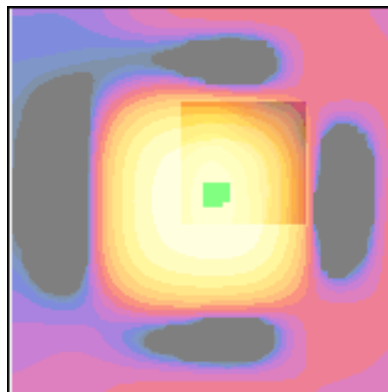
ABM1/ABM2 = 57.8 dB
 ABM1 comp = 1.70 dB A/m
 BWC Factor = 0.00902863 dB
 Location: -1, -0.6, 363.7 mm

Scans CH600/z (axial) at max z/ABM SNR(x,y,z) (1x1x1):

Measurement grid: dx=10mm, dy=10mm
 Signal Type: Audio File (.wav) 48k_1.025kHz_10s.wav

Cursor:

ABM1/ABM2 = 55.6 dB
 ABM1 comp = 0.358 dB A/m
 BWC Factor = 0.00902863 dB
 Location: -1, -1, 363.7 mm



0 dB = 363.4

Applicant:	Kyocera
FCC ID:	V65SCP-6760
Report #:	CT-6760-13C-0709-R0

Date: 6/30/2009

FCC SCP-6760 Tcoil_CDMA1900_063009

Communication System: CDMA, Frequency: 1880 MHz, Duty Cycle: 1:1
 Medium: T-Coil, Medium parameters used: $\sigma = 0$ mho/m, $\epsilon_r = 1$; $\rho = 0$ kg/m³
 Phantom: HAC Test Arch with Coil, Phantom section: AMB with Coil Section

DASY4 Configuration:

Probe: AM1DV2 - 1045, , Calibrated: 9/18/2008
 Sensor-Surface: 0mm (Fix Surface),
 Electronics: DAE4 Sn530, Calibrated: 3/12/2009
 Measurement SW: DASY4, V4.7 Build 71
 Postprocessing SW: SEMCAD, V1.8 Build 184

Temperature:

Room T = 21.8 +/- 1 deg C, Liquid T = 22.0 +/- 1 deg C

Scans CH600/x (longitudinal) rough 50 x 50/ABM Interpolated SNR(x,y,z) (51x51x1):

Measurement grid: dx=10mm, dy=10mm
 Signal Type: Audio File (.wav) 48k_1.025kHz_10s.wav

Cursor:

ABM1/ABM2 = 50.1 dB
 ABM1 comp = -5.27 dB A/m
 BWC Factor = 0.00902863 dB
 Location: -5, -4, 363.7 mm

Scans CH600/x (longitudinal) 24 x 16/ABM Interpolated SNR(x,y,z) (61x41x1):

Measurement grid: dx=10mm, dy=10mm
 Signal Type: Audio File (.wav) 48k_1.025kHz_10s.wav

Cursor:

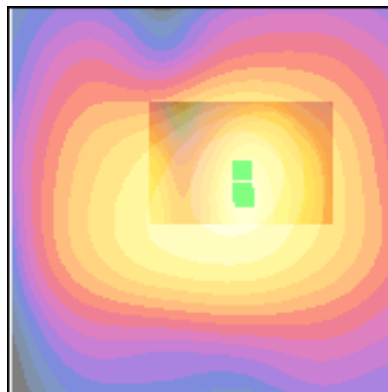
ABM1/ABM2 = 52.4 dB
 ABM1 comp = -3.72 dB A/m
 BWC Factor = 0.00902863 dB
 Location: -5.4, -0.6, 363.7 mm

Scans CH600/x (longitudinal) at max x/ABM SNR(x,y,z) (1x1x1):

Measurement grid: dx=10mm, dy=10mm
 Signal Type: Audio File (.wav) 48k_1.025kHz_10s.wav

Cursor:

ABM1/ABM2 = 50.8 dB
 ABM1 comp = -5.12 dB A/m
 BWC Factor = 0.00902863 dB
 Location: -5, -1, 363.7 mm



0 dB = 318.7

Applicant:	Kyocera
FCC ID:	V65SCP-6760
Report #:	CT-6760-13C-0709-R0

Date: 6/30/2009

FCC SCP-6760 Tcoil_CDMA1900_063009

Communication System: CDMA, Frequency: 1880 MHz, Duty Cycle: 1:1
 Medium: T-Coil, Medium parameters used: $\sigma = 0$ mho/m, $\epsilon_r = 1$; $\rho = 0$ kg/m³
 Phantom: HAC Test Arch with Coil, Phantom section: AMB with Coil Section

DASY4 Configuration:

Probe: AM1DV2 - 1045, , Calibrated: 9/18/2008
 Sensor-Surface: 0mm (Fix Surface),
 Electronics: DAE4 Sn530, Calibrated: 3/12/2009
 Measurement SW: DASY4, V4.7 Build 71
 Postprocessing SW: SEMCAD, V1.8 Build 184

Temperature:

Room T = 21.8 +/- 1 deg C, Liquid T = 22.0 +/- 1 deg C

Scans CH600/y (transversal) rough 50 x 50/ABM Interpolated SNR(x,y,z) (51x51x1):

Measurement grid: dx=10mm, dy=10mm
 Signal Type: Audio File (.wav) 48k_1.025kHz_10s.wav

Cursor:

ABM1/ABM2 = 49.3 dB
 ABM1 comp = -7.30 dB A/m
 BWC Factor = 0.00902863 dB
 Location: 1, -3, 363.7 mm

Scans CH600/y (transversal) 16 x 24/ABM Interpolated SNR(x,y,z) (41x61x1):

Measurement grid: dx=10mm, dy=10mm
 Signal Type: Audio File (.wav) 48k_1.025kHz_10s.wav

Cursor:

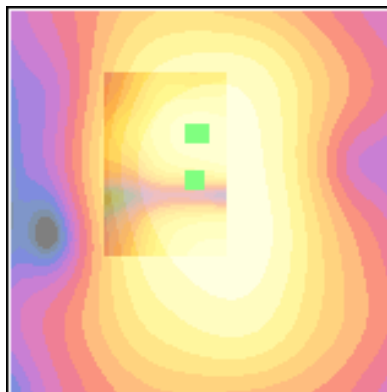
ABM1/ABM2 = 53.3 dB
 ABM1 comp = -4.75 dB A/m
 BWC Factor = 0.00902863 dB
 Location: 0.6, -9, 363.7 mm

Scans CH600/y (transversal) at max y/ABM SNR(x,y,z) (1x1x1):

Measurement grid: dx=10mm, dy=10mm
 Signal Type: Audio File (.wav) 48k_1.025kHz_10s.wav

Cursor:

ABM1/ABM2 = 53.1 dB
 ABM1 comp = -4.76 dB A/m
 BWC Factor = 0.00902863 dB
 Location: 1, -9, 363.7 mm



0 dB = 293.4

Applicant:	Kyocera
FCC ID:	V65SCP-6760
Report #:	CT-6760-13C-0709-R0

Date: 6/30/2009

FCC SCP-6760 Tcoil_CDMA1900_063009

Communication System: CDMA, Frequency: 1910 MHz, Duty Cycle: 1:1
 Medium: T-Coil, Medium parameters used: $\sigma = 0$ mho/m, $\epsilon_r = 1$; $\rho = 0$ kg/m³
 Phantom: HAC Test Arch with Coil, Phantom section: AMB with Coil Section

DASY4 Configuration:

Probe: AM1DV2 - 1045, , Calibrated: 9/18/2008
 Sensor-Surface: 0mm (Fix Surface),
 Electronics: DAE4 Sn530, Calibrated: 3/12/2009
 Measurement SW: DASY4, V4.7 Build 71
 Postprocessing SW: SEMCAD, V1.8 Build 184

Temperature:

Room T = 21.8 +/- 1 deg C, Liquid T = 22.0 +/- 1 deg C

Scans CH1175/z (axial) rough 50 x 50/ABM Interpolated SNR(x,y,z) (51x51x1):

Measurement grid: dx=10mm, dy=10mm
 Signal Type: Audio File (.wav) 48k_1.025kHz_10s.wav

Cursor:

ABM1/ABM2 = 51.1 dB
 ABM1 comp = -4.39 dB A/m
 BWC Factor = 0.0091154 dB
 Location: -1, 0, 363.7 mm

Scans CH1175/z (axial) 16 x 16/ABM Interpolated SNR(x,y,z) (41x41x1):

Measurement grid: dx=10mm, dy=10mm
 Signal Type: Audio File (.wav) 48k_1.025kHz_10s.wav

Cursor:

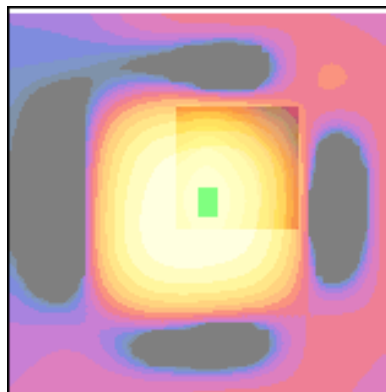
ABM1/ABM2 = 57.5 dB
 ABM1 comp = 1.58 dB A/m
 BWC Factor = 0.0091154 dB
 Location: -1, -0.6, 363.7 mm

Scans CH1175/z (axial) at max z/ABM SNR(x,y,z) (1x1x1):

Measurement grid: dx=10mm, dy=10mm
 Signal Type: Audio File (.wav) 48k_1.025kHz_10s.wav

Cursor:

ABM1/ABM2 = 57.3 dB
 ABM1 comp = 1.45 dB A/m
 BWC Factor = 0.0091154 dB
 Location: -1, -1, 363.7 mm



0 dB = 360.7

Applicant:	Kyocera
FCC ID:	V65SCP-6760
Report #:	CT-6760-13C-0709-R0

Date: 6/30/2009

FCC SCP-6760 Tcoil_CDMA1900_063009

Communication System: CDMA, Frequency: 1910 MHz, Duty Cycle: 1:1
 Medium: T-Coil, Medium parameters used: $\sigma = 0$ mho/m, $\epsilon_r = 1$; $\rho = 0$ kg/m³
 Phantom: HAC Test Arch with Coil, Phantom section: AMB with Coil Section

DASY4 Configuration:

Probe: AM1DV2 - 1045, , Calibrated: 9/18/2008
 Sensor-Surface: 0mm (Fix Surface),
 Electronics: DAE4 Sn530, Calibrated: 3/12/2009
 Measurement SW: DASY4, V4.7 Build 71
 Postprocessing SW: SEMCAD, V1.8 Build 184

Temperature:

Room T = 21.8 +/- 1 deg C, Liquid T = 22.0 +/- 1 deg C

Scans CH1175/x (longitudinal) rough 50 x 50/ABM Interpolated SNR(x,y,z) (51x51x1):

Measurement grid: dx=10mm, dy=10mm
 Signal Type: Audio File (.wav) 48k_1.025kHz_10s.wav

Cursor:

ABM1/ABM2 = 47.6 dB
 ABM1 comp = -6.81 dB A/m
 BWC Factor = 0.0091154 dB
 Location: -4, 0, 363.7 mm

Scans CH1175/x (longitudinal) 24 x 16/ABM Interpolated SNR(x,y,z) (61x41x1):

Measurement grid: dx=10mm, dy=10mm
 Signal Type: Audio File (.wav) 48k_1.025kHz_10s.wav

Cursor:

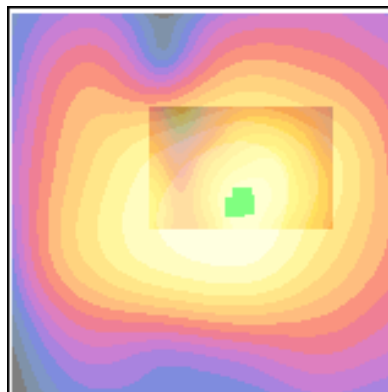
ABM1/ABM2 = 51.6 dB
 ABM1 comp = -3.88 dB A/m
 BWC Factor = 0.0091154 dB
 Location: -5.4, -0.2, 363.7 mm

Scans CH1175/x (longitudinal) at max x/ABM SNR(x,y,z) (1x1x1):

Measurement grid: dx=10mm, dy=10mm
 Signal Type: Audio File (.wav) 48k_1.025kHz_10s.wav

Cursor:

ABM1/ABM2 = 51.2 dB
 ABM1 comp = -4.61 dB A/m
 BWC Factor = 0.0091154 dB
 Location: -5, -1, 363.7 mm



0 dB = 240.2

Applicant:	Kyocera
FCC ID:	V65SCP-6760
Report #:	CT-6760-13C-0709-R0

Date: 6/30/2009

FCC SCP-6760 Tcoil_CDMA1900_063009

Communication System: CDMA, Frequency: 1910 MHz, Duty Cycle: 1:1
 Medium: T-Coil, Medium parameters used: $\sigma = 0$ mho/m, $\epsilon_r = 1$; $\rho = 0$ kg/m³
 Phantom: HAC Test Arch with Coil, Phantom section: AMB with Coil Section

DASY4 Configuration:

Probe: AM1DV2 - 1045, , Calibrated: 9/18/2008
 Sensor-Surface: 0mm (Fix Surface),
 Electronics: DAE4 Sn530, Calibrated: 3/12/2009
 Measurement SW: DASY4, V4.7 Build 71
 Postprocessing SW: SEMCAD, V1.8 Build 184

Temperature:

Room T = 21.8 +/- 1 deg C, Liquid T = 22.0 +/- 1 deg C

Scans CH1175/y (transversal) rough 50 x 50/ABM Interpolated SNR(x,y,z) (51x51x1):

Measurement grid: dx=10mm, dy=10mm
 Signal Type: Audio File (.wav) 48k_1.025kHz_10s.wav

Cursor:

ABM1/ABM2 = 50.7 dB
 ABM1 comp = -6.85 dB A/m
 BWC Factor = 0.0091154 dB
 Location: -3, 3, 363.7 mm

Scans CH1175/y (transversal) 16 x 24/ABM Interpolated SNR(x,y,z) (41x61x1):

Measurement grid: dx=10mm, dy=10mm
 Signal Type: Audio File (.wav) 48k_1.025kHz_10s.wav

Cursor:

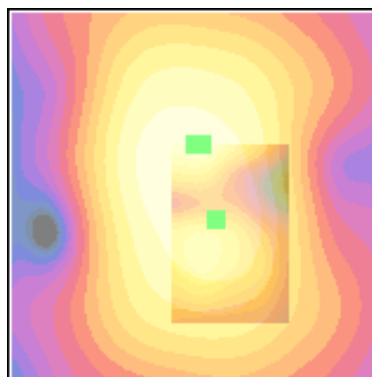
ABM1/ABM2 = 52.9 dB
 ABM1 comp = -4.29 dB A/m
 BWC Factor = 0.0091154 dB
 Location: -0.2, -7, 363.7 mm

Scans CH1175/y (transversal) at max y/ABM SNR(x,y,z) (1x1x1):

Measurement grid: dx=10mm, dy=10mm
 Signal Type: Audio File (.wav) 48k_1.025kHz_10s.wav

Cursor:

ABM1/ABM2 = 48.8 dB
 ABM1 comp = -4.46 dB A/m
 BWC Factor = 0.0091154 dB
 Location: -1, -7, 363.7 mm



0 dB = 342.1