



Applicant	Kyocera
FCC ID:	V65SCP-3820
Report #:	CT-3820-13C-0610-R0

EXHIBIT 13 APPENDIX C: T-COIL DATA PLOT

CELL

Applicant	Kyocera
FCC ID:	V65SCP-3820
Report #:	CT-3820-13C-0610-R0

Test Laboratory: COMPTEST/KYOCERA

Date: 6/18/2010

TCoil_FCC_Cell_SCP-3820 Ch. 1013 z(axial)

Communication System: CDMA-800, Frequency: 824.7 MHz, Duty Cycle: 1:1
 Medium: T-Coil, Medium parameters used: $\sigma = 0$ mho/m, $\epsilon_r = 1$; $\rho = 0$ kg/m³
 Phantom: HAC Test Arch with AMCC, Phantom section: TCoil Section

DASY4 Configuration:

Probe: AM1DV2 - 1045, , Calibrated: 9/22/2009
 Sensor-Surface: 0mm (Fix Surface),
 Electronics: DAE4 Sn527, Calibrated: 7/9/2009
 Measurement SW: DASY4, V4.7 Build 80
 Postprocessing SW: SEMCAD, V1.8 Build 186
Temperature: Room T = 21.8 +/- 1 deg C, Liquid T = 22.0 +/- 1 deg C

General Scans_1013/z (axial) 4.2mm 50 x 50/ABM Interpolated SNR(x,y,z) (121x121x1):

Measurement grid: dx=10mm, dy=10mm
 Signal Type: Audio File (.wav) 48k_voice_1kHz_1s.wav
 BWC applied: 0.155979 dB
 Device Reference Point: 0.000, 0.000, -6.30 mm

Cursor:

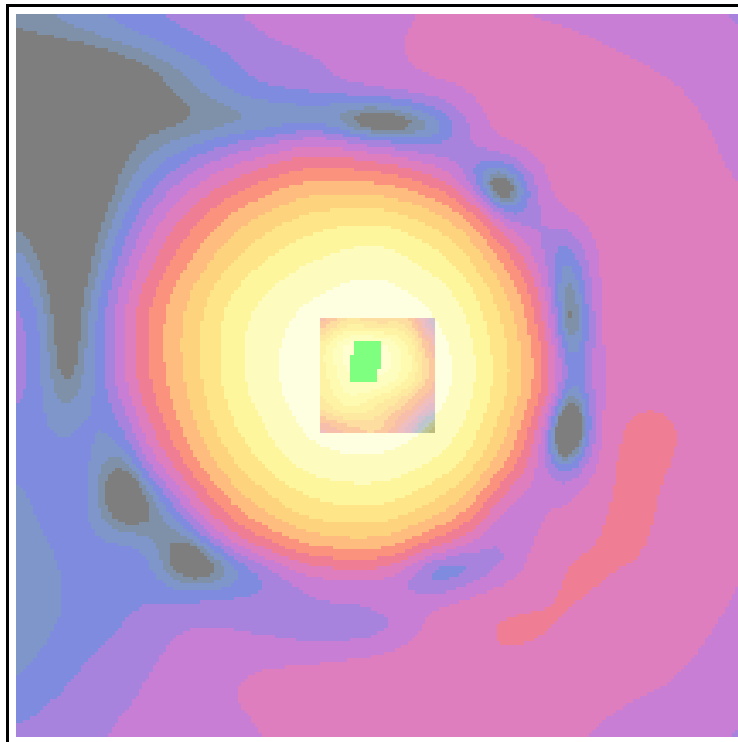
ABM1/ABM2 = 51.2 dB
 ABM1 comp = 0.350 dB A/m
 BWC Factor = 0.155979 dB
 Location: 0.8, -0.4, 3.7 mm

General Scans_1013/z (axial) fine 2mm 8 x 8/ABM Interpolated SNR(x,y,z) (41x41x1):

Measurement grid: dx=10mm, dy=10mm
 Signal Type: Audio File (.wav) 48k_voice_1kHz_1s.wav
 BWC applied: 0.155979 dB
 Device Reference Point: 0.000, 0.000, -6.30 mm

Cursor:

ABM1/ABM2 = 51.5 dB
 ABM1 comp = 0.448 dB A/m
 BWC Factor = 0.155979 dB
 Location: 0.8, -1.4, 3.7 mm



0 dB = 364.2

Applicant	Kyocera
FCC ID:	V65SCP-3820
Report #:	CT-3820-13C-0610-R0

Test Laboratory: COMPTEST/KYOCERA

Date: 6/18/2010

TCoil_FCC_Cell_SCP-3820 Ch. 1013 x(longitudinal)

Communication System: CDMA-800, Frequency: 824.7 MHz, Duty Cycle: 1:1

Medium: T-Coil, Medium parameters used: $\sigma = 0$ mho/m, $\epsilon_r = 1$; $\rho = 0$ kg/m³

Phantom: HAC Test Arch with AMCC, Phantom section: TCoil Section

DASY4 Configuration:

Probe: AM1DV2 - 1045, , Calibrated: 9/22/2009

Sensor-Surface: 0mm (Fix Surface),

Electronics: DAE4 Sn527, Calibrated: 7/9/2009

Measurement SW: DASY4, V4.7 Build 80

Postprocessing SW: SEMCAD, V1.8 Build 186

Temperature: Room T = 21.8 +/- 1 deg C, Liquid T = 22.0 +/- 1 deg C

General Scans_1013/x (longitudinal) 4.2mm 50 x 50/ABM Interpolated SNR(x,y,z) (121x121x1):

Measurement grid: dx=10mm, dy=10mm

Signal Type: Audio File (.wav) 48k_voice_1kHz_1s.wav

BWC applied: 0.155979 dB

Device Reference Point: 0.000, 0.000, -6.30 mm

Cursor:

ABM1/ABM2 = 49.0 dB

ABM1 comp = -7.56 dB A/m

BWC Factor = 0.155979 dB

Location: -5.8, -0.8, 3.7 mm

General Scans_1013/x (longitudinal) fine 2mm 8 x 8/ABM Interpolated SNR(x,y,z) (41x41x1):

Measurement grid: dx=10mm, dy=10mm

Signal Type: Audio File (.wav) 48k_voice_1kHz_1s.wav

BWC applied: 0.155979 dB

Device Reference Point: 0.000, 0.000, -6.30 mm

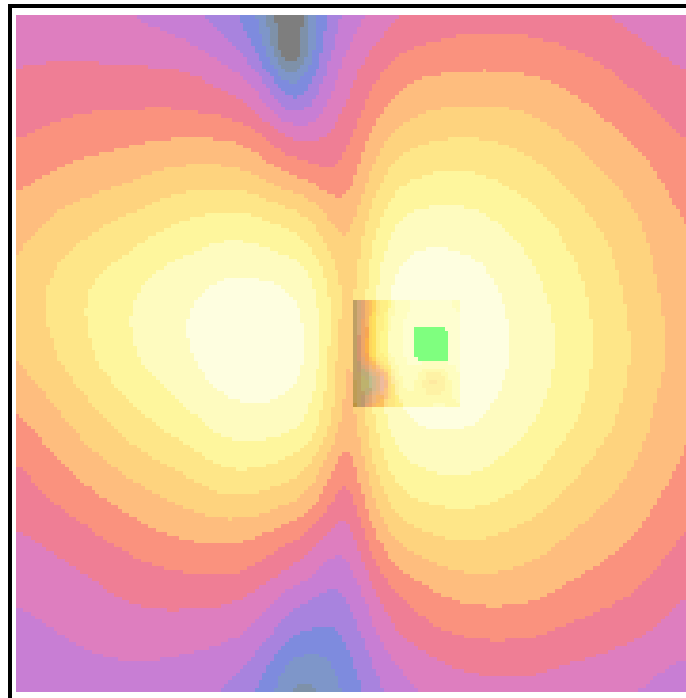
Cursor:

ABM1/ABM2 = 49.2 dB

ABM1 comp = -7.51 dB A/m

BWC Factor = 0.155979 dB

Location: -6.2, -0.6, 3.7 mm



0 dB = 283.5

Applicant	Kyocera
FCC ID:	V65SCP-3820
Report #:	CT-3820-13C-0610-R0

Test Laboratory: COMPTEST/KYOCERA

Date: 6/18/2010

TCoil_FCC_Cell_SCP-3820 Ch. 1013 y(transversal)

Communication System: CDMA-800, Frequency: 824.7 MHz, Duty Cycle: 1:1
 Medium: T-Coil, Medium parameters used: $\sigma = 0$ mho/m, $\epsilon_r = 1$; $\rho = 0$ kg/m³
 Phantom: HAC Test Arch with AMCC, Phantom section: TCoil Section

DASY4 Configuration:

Probe: AM1DV2 - 1045, , Calibrated: 9/22/2009
 Sensor-Surface: 0mm (Fix Surface),
 Electronics: DAE4 Sn527, Calibrated: 7/9/2009
 Measurement SW: DASY4, V4.7 Build 80
 Postprocessing SW: SEMCAD, V1.8 Build 186
Temperature: Room T = 21.8 +/- 1 deg C, Liquid T = 22.0 +/- 1 deg C

General Scans_1013/y (transversal) 4.2mm 50 x 50/ABM Interpolated SNR(x,y,z) (121x121x1):

Measurement grid: dx=10mm, dy=10mm
 Signal Type: Audio File (.wav) 48k_voice_1kHz_1s.wav
 BWC applied: 0.155979 dB
 Device Reference Point: 0.000, 0.000, -6.30 mm

Cursor:

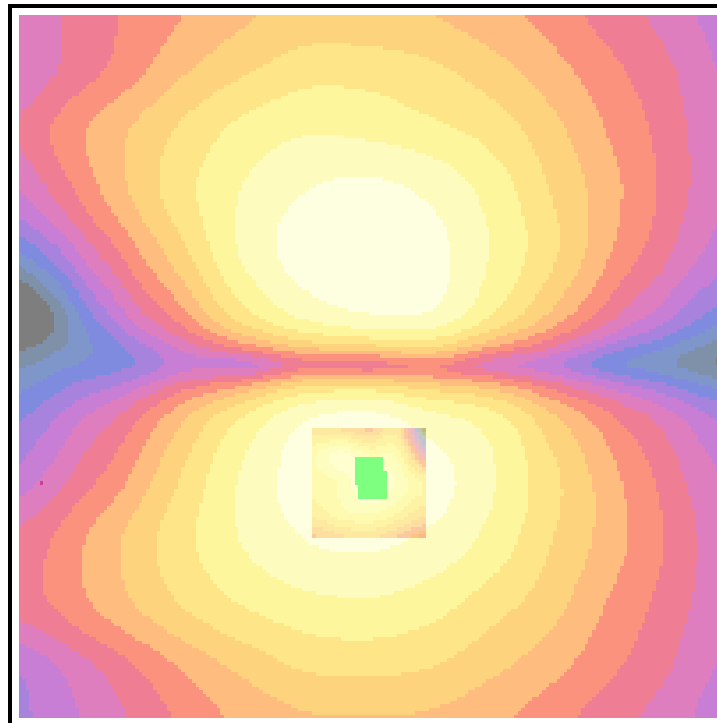
ABM1/ABM2 = 48.3 dB
 ABM1 comp = -8.20 dB A/m
 BWC Factor = 0.155979 dB
 Location: 0, 7.5, 3.7 mm

General Scans_1013/y (transversal) fine 2mm 8 x 8/ABM Interpolated SNR(x,y,z) (41x41x1):

Measurement grid: dx=10mm, dy=10mm
 Signal Type: Audio File (.wav) 48k_voice_1kHz_1s.wav
 BWC applied: 0.155979 dB
 Device Reference Point: 0.000, 0.000, -6.30 mm

Cursor:

ABM1/ABM2 = 48.3 dB
 ABM1 comp = -8.40 dB A/m
 BWC Factor = 0.155979 dB
 Location: -0.2, 8.3, 3.7 mm



0 dB = 261.1

Applicant	Kyocera
FCC ID:	V65SCP-3820
Report #:	CT-3820-13C-0610-R0

Test Laboratory: COMPTEST/KYOCERA

Date: 6/18/2010

TCoil_FCC_Cell_SCP-3820 Ch. 383 z(axial)

Communication System: CDMA-800, Frequency: 836.49 MHz, Duty Cycle: 1:1
 Medium: T-Coil, Medium parameters used: $\sigma = 0$ mho/m, $\epsilon_r = 1$; $\rho = 0$ kg/m³
 Phantom: HAC Test Arch with AMCC, Phantom section: TCoil Section

DASY4 Configuration:

Probe: AM1DV2 - 1045, , Calibrated: 9/22/2009
 Sensor-Surface: 0mm (Fix Surface),
 Electronics: DAE4 Sn527, Calibrated: 7/9/2009
 Measurement SW: DASY4, V4.7 Build 80
 Postprocessing SW: SEMCAD, V1.8 Build 186
Temperature: Room T = 21.8 +/- 1 deg C, Liquid T = 22.0 +/- 1 deg C

General Scans_383/z (axial) 4.2mm 50 x 50/ABM Interpolated SNR(x,y,z) (121x121x1):

Measurement grid: dx=10mm, dy=10mm
 Signal Type: Audio File (.wav) 48k_voice_1kHz_1s.wav
 BWC applied: 0.155979 dB
 Device Reference Point: 0.000, 0.000, -6.30 mm

Cursor:

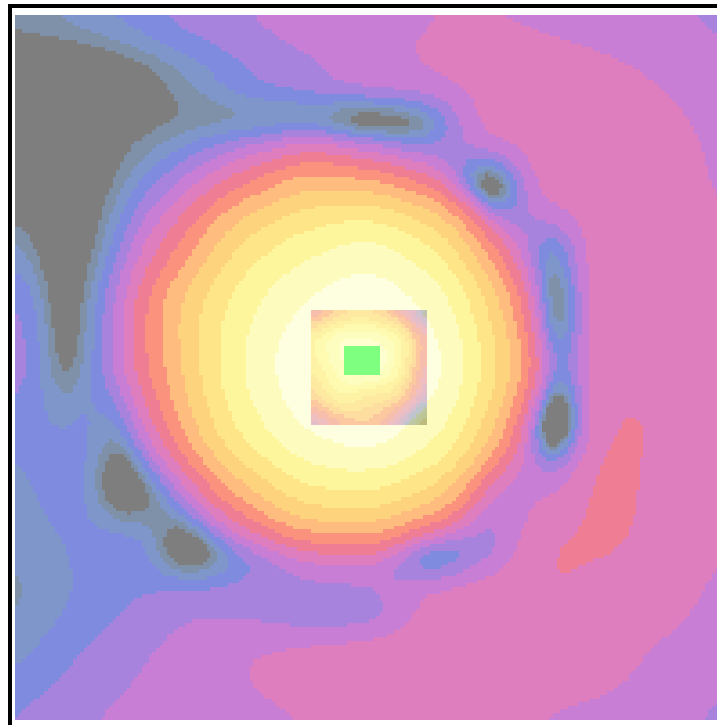
ABM1/ABM2 = 51.4 dB
 ABM1 comp = 0.410 dB A/m
 BWC Factor = 0.155979 dB
 Location: 0.8, -0.4, 3.7 mm

General Scans_383/z (axial) fine 2mm 8 x 8/ABM Interpolated SNR(x,y,z) (41x41x1):

Measurement grid: dx=10mm, dy=10mm
 Signal Type: Audio File (.wav) 48k_voice_1kHz_1s.wav
 BWC applied: 0.155979 dB
 Device Reference Point: 0.000, 0.000, -6.30 mm

Cursor:

ABM1/ABM2 = 51.6 dB
 ABM1 comp = 0.630 dB A/m
 BWC Factor = 0.155979 dB
 Location: 0.2, -0.6, 3.7 mm



0 dB = 369.9

Applicant	Kyocera
FCC ID:	V65SCP-3820
Report #:	CT-3820-13C-0610-R0

Test Laboratory: COMPTEST/KYOCERA

Date: 6/18/2010

TCoil_FCC_Cell_SCP-3820 Ch. 383 x(longitudinal)

Communication System: CDMA-800, Frequency: 836.49 MHz, Duty Cycle: 1:1
 Medium: T-Coil, Medium parameters used: $\sigma = 0$ mho/m, $\epsilon_r = 1$; $\rho = 0$ kg/m³
 Phantom: HAC Test Arch with AMCC, Phantom section: TCoil Section

DASY4 Configuration:

Probe: AM1DV2 - 1045, , Calibrated: 9/22/2009
 Sensor-Surface: 0mm (Fix Surface),
 Electronics: DAE4 Sn527, Calibrated: 7/9/2009
 Measurement SW: DASY4, V4.7 Build 80
 Postprocessing SW: SEMCAD, V1.8 Build 186
Temperature: Room T = 21.8 +/- 1 deg C, Liquid T = 22.0 +/- 1 deg C

General Scans_383/x (longitudinal) 4.2mm 50 x 50/ABM Interpolated SNR(x,y,z) (121x121x1):

Measurement grid: dx=10mm, dy=10mm
 Signal Type: Audio File (.wav) 48k_voice_1kHz_1s.wav
 BWC applied: 0.155979 dB
 Device Reference Point: 0.000, 0.000, -6.30 mm

Cursor:

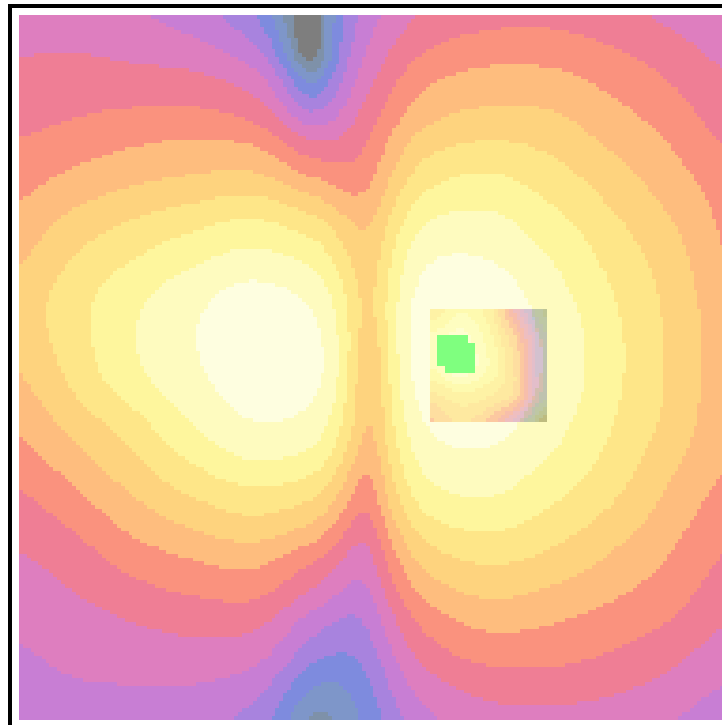
ABM1/ABM2 = 48.9 dB
 ABM1 comp = -7.60 dB A/m
 BWC Factor = 0.155979 dB
 Location: -5.8, -1.3, 3.7 mm

General Scans_383/x (longitudinal) fine 2mm 8 x 8/ABM Interpolated SNR(x,y,z) (41x41x1):

Measurement grid: dx=10mm, dy=10mm
 Signal Type: Audio File (.wav) 48k_voice_1kHz_1s.wav
 BWC applied: 0.155979 dB
 Device Reference Point: 0.000, 0.000, -6.30 mm

Cursor:

ABM1/ABM2 = 49.0 dB
 ABM1 comp = -7.55 dB A/m
 BWC Factor = 0.155979 dB
 Location: -6.3, -0.6, 3.7 mm



0 dB = 277.1

Applicant	Kyocera
FCC ID:	V65SCP-3820
Report #:	CT-3820-13C-0610-R0

Test Laboratory: COMPTTEST/KYOCERA

Date: 6/18/2010

TCoil_FCC_Cell_SCP-3820 Ch. 383 y(transversal)

Communication System: CDMA-800, Frequency: 836.49 MHz, Duty Cycle: 1:1
 Medium: T-Coil,Medium parameters used: $\sigma = 0$ mho/m, $\epsilon_r = 1$; $\rho = 0$ kg/m³
 Phantom: HAC Test Arch with AMCC,Phantom section: TCoil Section

DASY4 Configuration:

Probe: AM1DV2 - 1045, , Calibrated: 9/22/2009
 Sensor-Surface: 0mm (Fix Surface),
 Electronics: DAE4 Sn527,Calibrated: 7/9/2009
 Measurement SW: DASY4, V4.7 Build 80
 Postprocessing SW: SEMCAD, V1.8 Build 186
Temperature: Room T = 21.8 +/- 1 deg C, Liquid T = 22.0 +/- 1 deg C

General Scans_383/y (transversal) 4.2mm 50 x 50/ABM Interpolated SNR(x,y,z) (121x121x1):

Measurement grid: dx=10mm, dy=10mm
 Signal Type: Audio File (.wav) 48k_voice_1kHz_1s.wav
 BWC applied: 0.155979 dB
 Device Reference Point: 0.000, 0.000, -6.30 mm

Cursor:

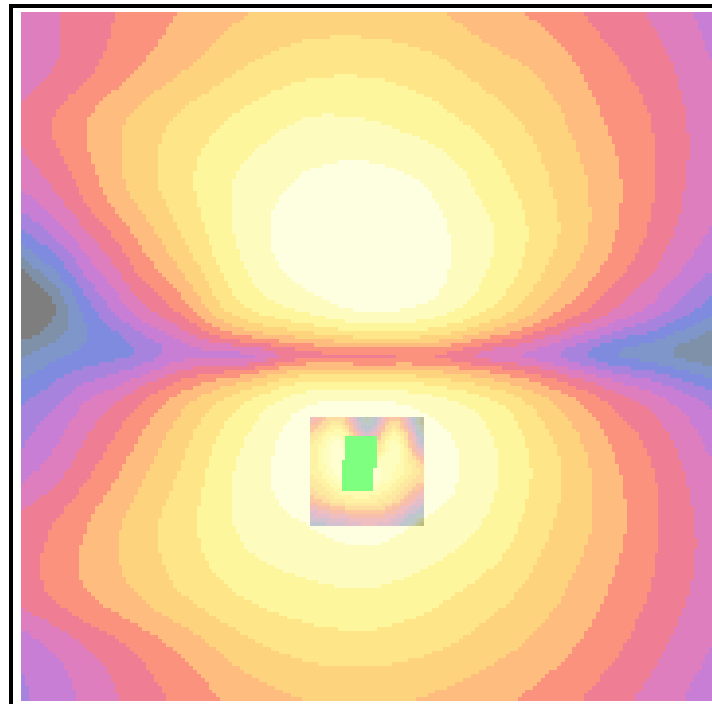
ABM1/ABM2 = 48.0 dB
 ABM1 comp = -8.19 dB A/m
 BWC Factor = 0.155979 dB
 Location: 0.4, 7.1, 3.7 mm

General Scans_383/y (transversal) fine 2mm 8 x 8/ABM Interpolated SNR(x,y,z) (41x41x1):

Measurement grid: dx=10mm, dy=10mm
 Signal Type: Audio File (.wav) 48k_voice_1kHz_1s.wav
 BWC applied: 0.155979 dB
 Device Reference Point: 0.000, 0.000, -6.30 mm

Cursor:

ABM1/ABM2 = 48.3 dB
 ABM1 comp = -8.36 dB A/m
 BWC Factor = 0.155979 dB
 Location: 0.6, 8.5, 3.7 mm



0 dB = 249.8

Applicant	Kyocera
FCC ID:	V65SCP-3820
Report #:	CT-3820-13C-0610-R0

Test Laboratory: COMPTEST/KYOCERA

Date: 6/18/2010

TCoil_FCC_Cell_SCP-3820 Ch. 777 x(longitudinal)

Communication System: CDMA-800, Frequency: 848.31 MHz, Duty Cycle: 1:1
 Medium: T-Coil, Medium parameters used: $\sigma = 0$ mho/m, $\epsilon_r = 1$; $\rho = 0$ kg/m³
 Phantom: HAC Test Arch with AMCC, Phantom section: TCoil Section

DASY4 Configuration:

Probe: AM1DV2 - 1045, , Calibrated: 9/22/2009
 Sensor-Surface: 0mm (Fix Surface),
 Electronics: DAE4 Sn527, Calibrated: 7/9/2009
 Measurement SW: DASY4, V4.7 Build 80
 Postprocessing SW: SEMCAD, V1.8 Build 186
Temperature: Room T = 21.8 +/- 1 deg C, Liquid T = 22.0 +/- 1 deg C

General Scans_777/z (axial) 4.2mm 50 x 50/ABM Interpolated SNR(x,y,z) (121x121x1):

Measurement grid: dx=10mm, dy=10mm
 Signal Type: Audio File (.wav) 48k_voice_1kHz_1s.wav
 BWC applied: 0.155979 dB
 Device Reference Point: 0.000, 0.000, -6.30 mm

Cursor:

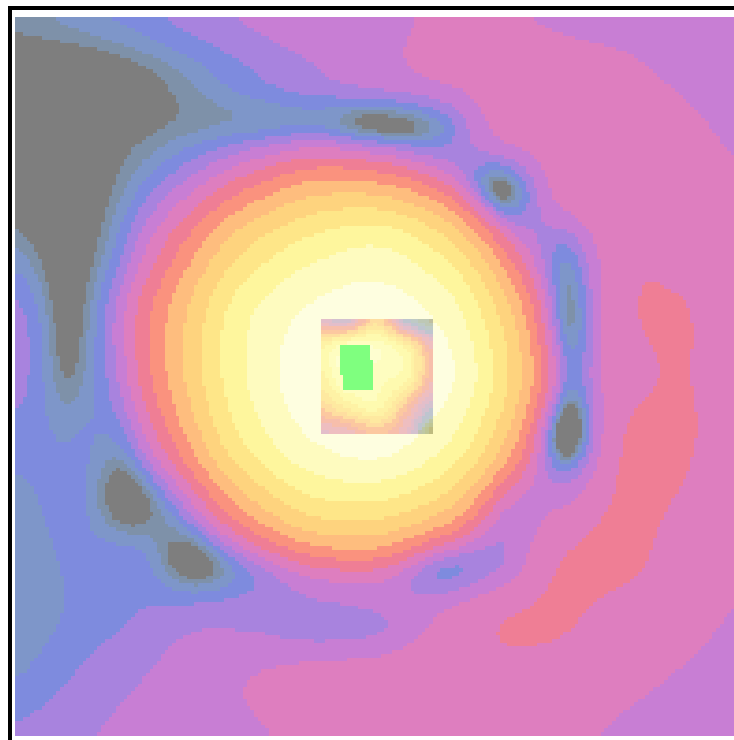
ABM1/ABM2 = 51.1 dB
 ABM1 comp = 0.120 dB A/m
 BWC Factor = 0.155979 dB
 Location: 1.3, 0, 3.7 mm

General Scans_777/z (axial) fine 2mm 8 x 8/ABM Interpolated SNR(x,y,z) (41x41x1):

Measurement grid: dx=10mm, dy=10mm
 Signal Type: Audio File (.wav) 48k_voice_1kHz_1s.wav
 BWC applied: 0.155979 dB
 Device Reference Point: 0.000, 0.000, -6.30 mm

Cursor:

ABM1/ABM2 = 51.5 dB
 ABM1 comp = 0.392 dB A/m
 BWC Factor = 0.155979 dB
 Location: 1.6, -1.2, 3.7 mm



0 dB = 357.3

Applicant	Kyocera
FCC ID:	V65SCP-3820
Report #:	CT-3820-13C-0610-R0

Test Laboratory: COMPTEST/KYOCERA

Date: 6/18/2010

TCoil_FCC_Cell_SCP-3820 Ch. 777 x(longitudinal)

Communication System: CDMA-800, Frequency: 848.31 MHz, Duty Cycle: 1:1

Medium: T-Coil, Medium parameters used: $\sigma = 0$ mho/m, $\epsilon_r = 1$; $\rho = 0$ kg/m³

Phantom: HAC Test Arch with AMCC, Phantom section: TCoil Section

DASY4 Configuration:

Probe: AM1DV2 - 1045, , Calibrated: 9/22/2009

Sensor-Surface: 0mm (Fix Surface),

Electronics: DAE4 Sn527, Calibrated: 7/9/2009

Measurement SW: DASY4, V4.7 Build 80

Postprocessing SW: SEMCAD, V1.8 Build 186

Temperature: Room T = 21.8 +/- 1 deg C, Liquid T = 22.0 +/- 1 deg C

General Scans_777/x (longitudinal) 4.2mm 50 x 50/ABM Interpolated SNR(x,y,z) (121x121x1):

Measurement grid: dx=10mm, dy=10mm

Signal Type: Audio File (.wav) 48k_voice_1kHz_1s.wav

BWC applied: 0.155979 dB

Device Reference Point: 0.000, 0.000, -6.30 mm

Cursor:

ABM1/ABM2 = 48.7 dB

ABM1 comp = -7.89 dB A/m

BWC Factor = 0.155979 dB

Location: -5.8, -0.8, 3.7 mm

General Scans_777/x (longitudinal) fine 2mm 8 x 8/ABM Interpolated SNR(x,y,z) (41x41x1):

Measurement grid: dx=10mm, dy=10mm

Signal Type: Audio File (.wav) 48k_voice_1kHz_1s.wav

BWC applied: 0.155979 dB

Device Reference Point: 0.000, 0.000, -6.30 mm

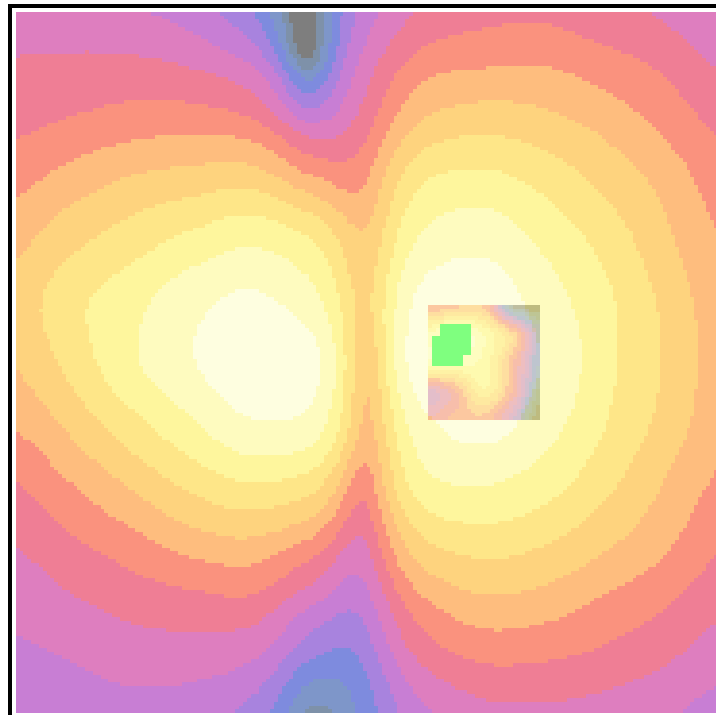
Cursor:

ABM1/ABM2 = 49.1 dB

ABM1 comp = -7.54 dB A/m

BWC Factor = 0.155979 dB

Location: -6.3, -1.6, 3.7 mm



0 dB = 271.4

Applicant	Kyocera
FCC ID:	V65SCP-3820
Report #:	CT-3820-13C-0610-R0

Test Laboratory: COMPTEST/KYOCERA

Date: 6/18/2010

TCoil_FCC_Cell_SCP-3820 Ch. 777 y(transveral)

Communication System: CDMA-800, Frequency: 848.31 MHz, Duty Cycle: 1:1

Medium: T-Coil, Medium parameters used: $\sigma = 0$ mho/m, $\epsilon_r = 1$; $\rho = 0$ kg/m³

Phantom: HAC Test Arch with AMCC, Phantom section: TCoil Section

DASY4 Configuration:

Probe: AM1DV2 - 1045, , Calibrated: 9/22/2009

Sensor-Surface: 0mm (Fix Surface),

Electronics: DAE4 Sn527, Calibrated: 7/9/2009

Measurement SW: DASY4, V4.7 Build 80

Postprocessing SW: SEMCAD, V1.8 Build 186

Temperature: Room T = 21.8 +/- 1 deg C, Liquid T = 22.0 +/- 1 deg C

General Scans_777/y (transveral) 4.2mm 50 x 50/ABM Interpolated SNR(x,y,z) (121x121x1):

Measurement grid: dx=10mm, dy=10mm

Signal Type: Audio File (.wav) 48k_voice_1kHz_1s.wav

BWC applied: 0.155979 dB

Device Reference Point: 0.000, 0.000, -6.30 mm

Cursor:

ABM1/ABM2 = 48.2 dB

ABM1 comp = -8.23 dB A/m

BWC Factor = 0.155979 dB

Location: 0, 7.5, 3.7 mm

General Scans_777/y (transveral) fine 2mm 8 x 8/ABM Interpolated SNR(x,y,z) (41x41x1):

Measurement grid: dx=10mm, dy=10mm

Signal Type: Audio File (.wav) 48k_voice_1kHz_1s.wav

BWC applied: 0.155979 dB

Device Reference Point: 0.000, 0.000, -6.30 mm

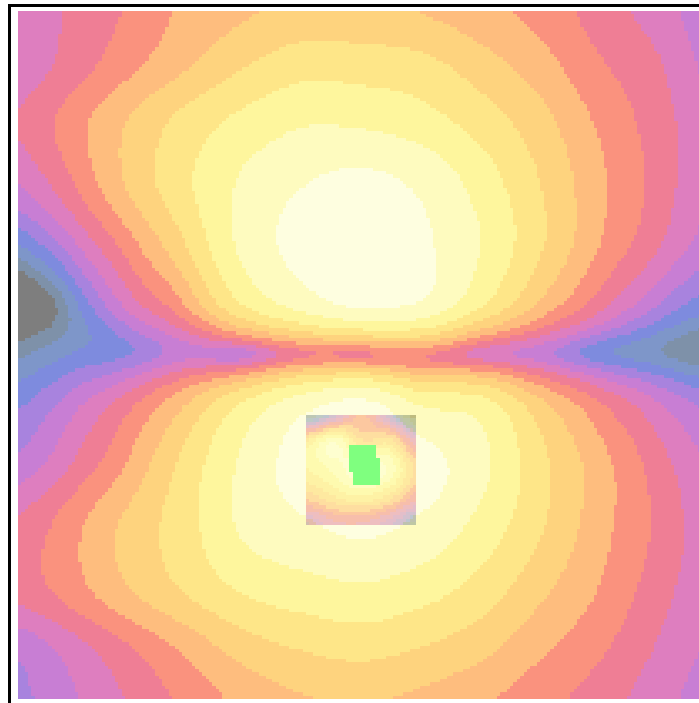
Cursor:

ABM1/ABM2 = 48.3 dB

ABM1 comp = -8.52 dB A/m

BWC Factor = 0.155979 dB

Location: -0.2, 8.5, 3.7 mm



0 dB = 257.7

Applicant	Kyocera
FCC ID:	V65SCP-3820
Report #:	CT-3820-13C-0610-R0

PCS

Applicant	Kyocera
FCC ID:	V65SCP-3820
Report #:	CT-3820-13C-0610-R0

Test Laboratory: COMPTEST/KYOCERA

Date: 6/17/2010

TCoil_FCC_PCS_SCP-3820 Ch. 25 z(axial)

Communication System: CDMA-1900, Frequency: 1851.25 MHz, Duty Cycle: 1:1
 Medium: T-Coil, Medium parameters used: $\sigma = 0$ mho/m, $\epsilon_r = 1$; $\rho = 0$ kg/m³
 Phantom: HAC Test Arch with AMCC, Phantom section: TCoil Section

DASY4 Configuration:

Probe: AM1DV2 - 1045, , Calibrated: 9/22/2009
 Sensor-Surface: 0mm (Fix Surface),
 Electronics: DAE4 Sn527, Calibrated: 7/9/2009
 Measurement SW: DASY4, V4.7 Build 80
 Postprocessing SW: SEMCAD, V1.8 Build 186
Temperature: Room T = 21.8 +/- 1 deg C, Liquid T = 22.0 +/- 1 deg C

General Scans_25/z (axial) 4.2mm 50 x 50/ABM Interpolated SNR(x,y,z) (121x121x1):

Measurement grid: dx=10mm, dy=10mm
 Signal Type: Audio File (.wav) 48k_voice_1kHz_1s.wav
 BWC applied: 0.155979 dB
 Device Reference Point: 0.000, 0.000, -6.30 mm

Cursor:

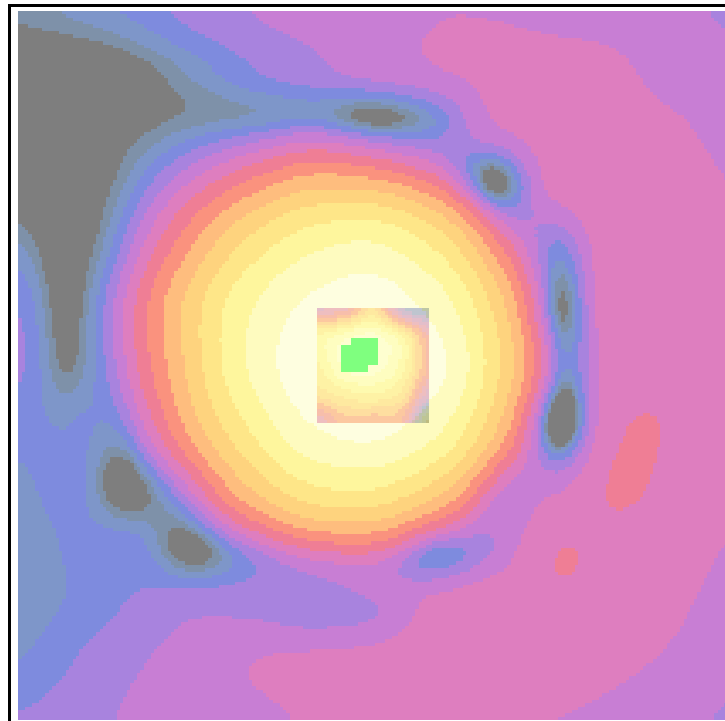
ABM1/ABM2 = 51.5 dB
 ABM1 comp = 0.153 dB A/m
 BWC Factor = 0.155979 dB
 Location: 1.3, -0.4, 3.7 mm

General Scans_25/z (axial) fine 2mm 8 x 8/ABM Interpolated SNR(x,y,z) (41x41x1):

Measurement grid: dx=10mm, dy=10mm
 Signal Type: Audio File (.wav) 48k_voice_1kHz_1s.wav
 BWC applied: 0.155979 dB
 Device Reference Point: 0.000, 0.000, -6.30 mm

Cursor:

ABM1/ABM2 = 51.8 dB
 ABM1 comp = 0.480 dB A/m
 BWC Factor = 0.155979 dB
 Location: 0.6, -1, 3.7 mm



0 dB = 374.1

Applicant	Kyocera
FCC ID:	V65SCP-3820
Report #:	CT-3820-13C-0610-R0

Test Laboratory: COMPTEST/KYOCERA

Date: 6/17/2010

TCoil_FCC_PCS_SCP-3820 Ch. 25 x(longitudinal)

Communication System: CDMA-1900, Frequency: 1851.25 MHz, Duty Cycle: 1:1
 Medium: T-Coil, Medium parameters used: $\sigma = 0$ mho/m, $\epsilon_r = 1$; $\rho = 0$ kg/m³
 Phantom: HAC Test Arch with AMCC, Phantom section: TCoil Section

DASY4 Configuration:

Probe: AM1DV2 - 1045, , Calibrated: 9/22/2009
 Sensor-Surface: 0mm (Fix Surface),
 Electronics: DAE4 Sn527, Calibrated: 7/9/2009
 Measurement SW: DASY4, V4.7 Build 80
 Postprocessing SW: SEMCAD, V1.8 Build 186
Temperature: Room T = 21.8 +/- 1 deg C, Liquid T = 22.0 +/- 1 deg C

General Scans_25/x (longitudinal) 4.2mm 50 x 50/ABM Interpolated SNR(x,y,z) (121x121x1):

Measurement grid: dx=10mm, dy=10mm
 Signal Type: Audio File (.wav) 48k_voice_1kHz_1s.wav
 BWC applied: 0.155979 dB
 Device Reference Point: 0.000, 0.000, -6.30 mm

Cursor:

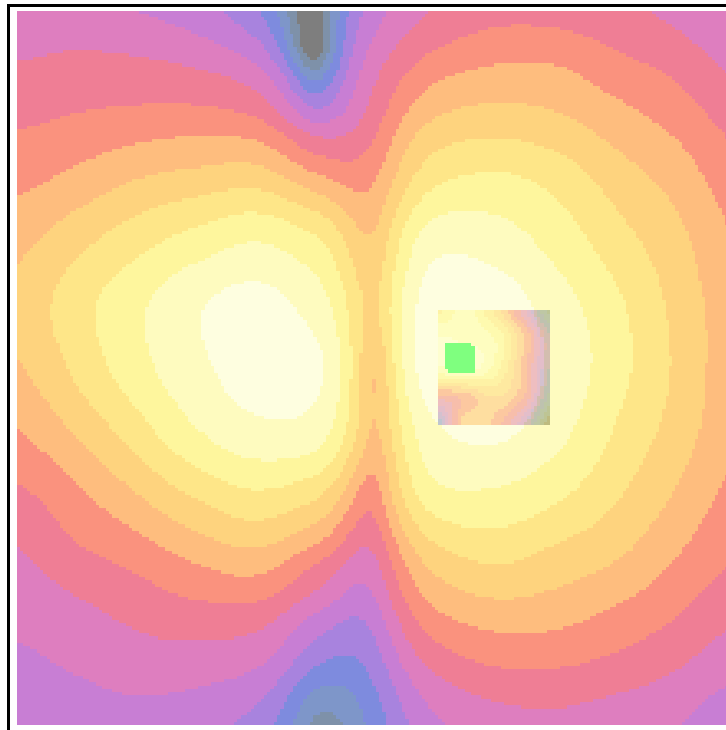
ABM1/ABM2 = 48.9 dB
 ABM1 comp = -7.86 dB A/m
 BWC Factor = 0.155979 dB
 Location: -5.8, -0.8, 3.7 mm

General Scans_25/x (longitudinal) fine 2mm 8 x 8/ABM Interpolated SNR(x,y,z) (41x41x1):

Measurement grid: dx=10mm, dy=10mm
 Signal Type: Audio File (.wav) 48k_voice_1kHz_1s.wav
 BWC applied: 0.155979 dB
 Device Reference Point: 0.000, 0.000, -6.30 mm

Cursor:

ABM1/ABM2 = 49.1 dB
 ABM1 comp = -7.57 dB A/m
 BWC Factor = 0.155979 dB
 Location: -6.1, -0.4, 3.7 mm



0 dB = 277.7

Applicant	Kyocera
FCC ID:	V65SCP-3820
Report #:	CT-3820-13C-0610-R0

Test Laboratory: COMPTEST/KYOCERA

Date: 6/17/2010

TCoil_FCC_PCS_SCP-3820 Ch. 25 x(longitudinal)

Communication System: CDMA-1900, Frequency: 1851.25 MHz, Duty Cycle: 1:1
 Medium: T-Coil, Medium parameters used: $\sigma = 0$ mho/m, $\epsilon_r = 1$; $\rho = 0$ kg/m³
 Phantom: HAC Test Arch with AMCC, Phantom section: TCoil Section

DASY4 Configuration:

Probe: AM1DV2 - 1045, , Calibrated: 9/22/2009
 Sensor-Surface: 0mm (Fix Surface),
 Electronics: DAE4 Sn527, Calibrated: 7/9/2009
 Measurement SW: DASY4, V4.7 Build 80
 Postprocessing SW: SEMCAD, V1.8 Build 186
Temperature: Room T = 21.8 +/- 1 deg C, Liquid T = 22.0 +/- 1 deg C

General Scans_25/y (transversal) 4.2mm 50 x 50/ABM Interpolated SNR(x,y,z) (121x121x1):

Measurement grid: dx=10mm, dy=10mm
 Signal Type: Audio File (.wav) 48k_voice_1kHz_1s.wav
 BWC applied: 0.155979 dB
 Device Reference Point: 0.000, 0.000, -6.30 mm

Cursor:

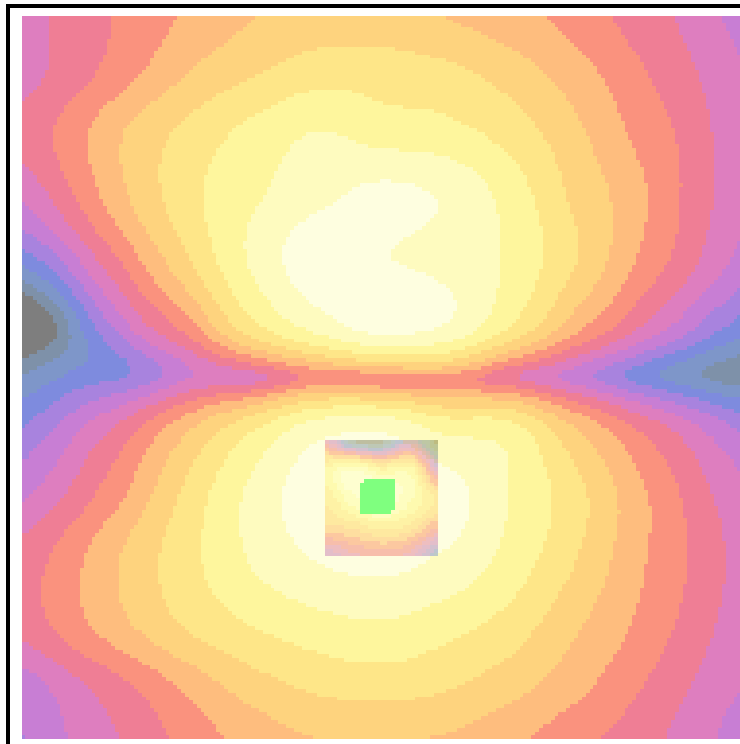
ABM1/ABM2 = 47.9 dB
 ABM1 comp = -8.53 dB A/m
 BWC Factor = 0.155979 dB
 Location: 0.4, 8.3, 3.7 mm

General Scans_25/y (transversal) fine 2mm 8 x 8/ABM Interpolated SNR(x,y,z) (41x41x1):

Measurement grid: dx=10mm, dy=10mm
 Signal Type: Audio File (.wav) 48k_voice_1kHz_1s.wav
 BWC applied: 0.155979 dB
 Device Reference Point: 0.000, 0.000, -6.30 mm

Cursor:

ABM1/ABM2 = 48.4 dB
 ABM1 comp = -8.47 dB A/m
 BWC Factor = 0.155979 dB
 Location: 0.2, 8.1, 3.7 mm



0 dB = 248.3

Applicant	Kyocera
FCC ID:	V65SCP-3820
Report #:	CT-3820-13C-0610-R0

Test Laboratory: COMPTEST/KYOCERA

Date: 6/17/2010

TCoil_FCC_PCS_SCP-3820 Ch. 600 z(axial)

Communication System: CDMA-1900, Frequency: 1880 MHz, Duty Cycle: 1:1
 Medium: T-Coil, Medium parameters used: $\sigma = 0$ mho/m, $\epsilon_r = 1$; $\rho = 0$ kg/m³
 Phantom: HAC Test Arch with AMCC, Phantom section: TCoil Section

DASY4 Configuration:

Probe: AM1DV2 - 1045, , Calibrated: 9/22/2009
 Sensor-Surface: 0mm (Fix Surface),
 Electronics: DAE4 Sn527, Calibrated: 7/9/2009
 Measurement SW: DASY4, V4.7 Build 80
 Postprocessing SW: SEMCAD, V1.8 Build 186
Temperature: Room T = 21.8 +/- 1 deg C, Liquid T = 22.0 +/- 1 deg C

General Scans_600/z (axial) 4.2mm 50 x 50/ABM Interpolated SNR(x,y,z) (121x121x1):

Measurement grid: dx=10mm, dy=10mm
 Signal Type: Audio File (.wav) 48k_voice_1kHz_1s.wav
 BWC applied: 0.155979 dB
 Device Reference Point: 0.000, 0.000, -6.30 mm

Cursor:

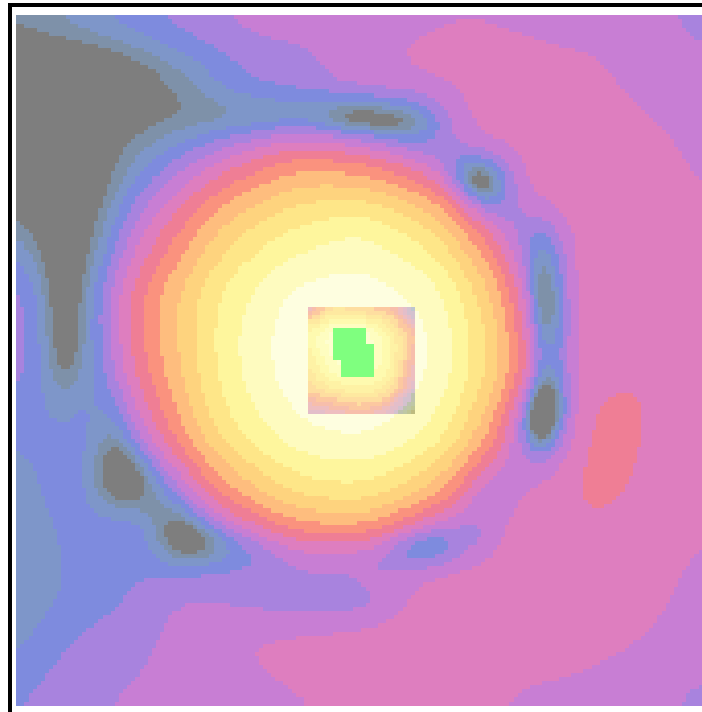
ABM1/ABM2 = 51.6 dB
 ABM1 comp = 0.358 dB A/m
 BWC Factor = 0.155979 dB
 Location: 0.4, 0, 3.7 mm

General Scans_600/z (axial) fine 2mm 8 x 8/ABM Interpolated SNR(x,y,z) (41x41x1):

Measurement grid: dx=10mm, dy=10mm
 Signal Type: Audio File (.wav) 48k_voice_1kHz_1s.wav
 BWC applied: 0.155979 dB
 Device Reference Point: 0.000, 0.000, -6.30 mm

Cursor:

ABM1/ABM2 = 51.6 dB
 ABM1 comp = 0.385 dB A/m
 BWC Factor = 0.155979 dB
 Location: 0.8, -1.2, 3.7 mm



0 dB = 379.0

Applicant	Kyocera
FCC ID:	V65SCP-3820
Report #:	CT-3820-13C-0610-R0

Test Laboratory: COMPTEST/KYOCERA

Date: 6/17/2010

TCoil_FCC_PCS_SCP-3820 Ch. 600 x(longitudinal)

Communication System: CDMA-1900, Frequency: 1880 MHz, Duty Cycle: 1:1

Medium: T-Coil, Medium parameters used: $\sigma = 0$ mho/m, $\epsilon_r = 1$; $\rho = 0$ kg/m³

Phantom: HAC Test Arch with AMCC, Phantom section: TCoil Section

DASY4 Configuration:

Probe: AM1DV2 - 1045, , Calibrated: 9/22/2009

Sensor-Surface: 0mm (Fix Surface),

Electronics: DAE4 Sn527, Calibrated: 7/9/2009

Measurement SW: DASY4, V4.7 Build 80

Postprocessing SW: SEMCAD, V1.8 Build 186

Temperature: Room T = 21.8 +/- 1 deg C, Liquid T = 22.0 +/- 1 deg C

General Scans_600/x (longitudinal) 4.2mm 50 x 50/ABM Interpolated SNR(x,y,z) (121x121x1):

Measurement grid: dx=10mm, dy=10mm

Signal Type: Audio File (.wav) 48k_voice_1kHz_1s.wav

BWC applied: 0.155979 dB

Device Reference Point: 0.000, 0.000, -6.30 mm

Cursor:

ABM1/ABM2 = 49.1 dB

ABM1 comp = -7.65 dB A/m

BWC Factor = 0.155979 dB

Location: -6.2, -0.8, 3.7 mm

General Scans_600/x (longitudinal) fine 2mm 8 x 8/ABM Interpolated SNR(x,y,z) (41x41x1):

Measurement grid: dx=10mm, dy=10mm

Signal Type: Audio File (.wav) 48k_voice_1kHz_1s.wav

BWC applied: 0.155979 dB

Device Reference Point: 0.000, 0.000, -6.30 mm

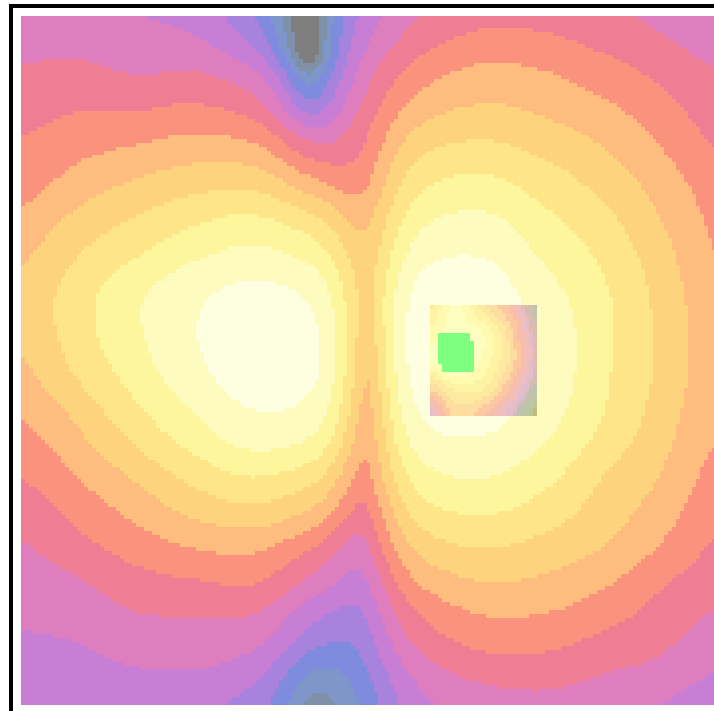
Cursor:

ABM1/ABM2 = 49.3 dB

ABM1 comp = -7.55 dB A/m

BWC Factor = 0.155979 dB

Location: -6.3, -0.2, 3.7 mm



0 dB = 286.2

Applicant	Kyocera
FCC ID:	V65SCP-3820
Report #:	CT-3820-13C-0610-R0

Test Laboratory: COMPTEST/KYOCERA

Date: 6/17/2010

TCoil_FCC_PCS_SCP-3820 Ch. 600 y(transveral)

Communication System: CDMA-1900, Frequency: 1880 MHz, Duty Cycle: 1:1

Medium: T-Coil, Medium parameters used: $\sigma = 0$ mho/m, $\epsilon_r = 1$; $\rho = 0$ kg/m³

Phantom: HAC Test Arch with AMCC, Phantom section: TCoil Section

DASY4 Configuration:

Probe: AM1DV2 - 1045, , Calibrated: 9/22/2009

Sensor-Surface: 0mm (Fix Surface),

Electronics: DAE4 Sn527, Calibrated: 7/9/2009

Measurement SW: DASY4, V4.7 Build 80

Postprocessing SW: SEMCAD, V1.8 Build 186

Temperature: Room T = 21.8 +/- 1 deg C, Liquid T = 22.0 +/- 1 deg C

General Scans_600/y (transveral) 4.2mm 50 x 50/ABM Interpolated SNR(x,y,z) (121x121x1):

Measurement grid: dx=10mm, dy=10mm

Signal Type: Audio File (.wav) 48k_voice_1kHz_1s.wav

BWC applied: 0.155979 dB

Device Reference Point: 0.000, 0.000, -6.30 mm

Cursor:

ABM1/ABM2 = 48.2 dB

ABM1 comp = -8.25 dB A/m

BWC Factor = 0.155979 dB

Location: 0.4, 6.7, 3.7 mm

General Scans_600/y (transveral) fine 2mm 8 x 8/ABM Interpolated SNR(x,y,z) (41x41x1):

Measurement grid: dx=10mm, dy=10mm

Signal Type: Audio File (.wav) 48k_voice_1kHz_1s.wav

BWC applied: 0.155979 dB

Device Reference Point: 0.000, 0.000, -6.30 mm

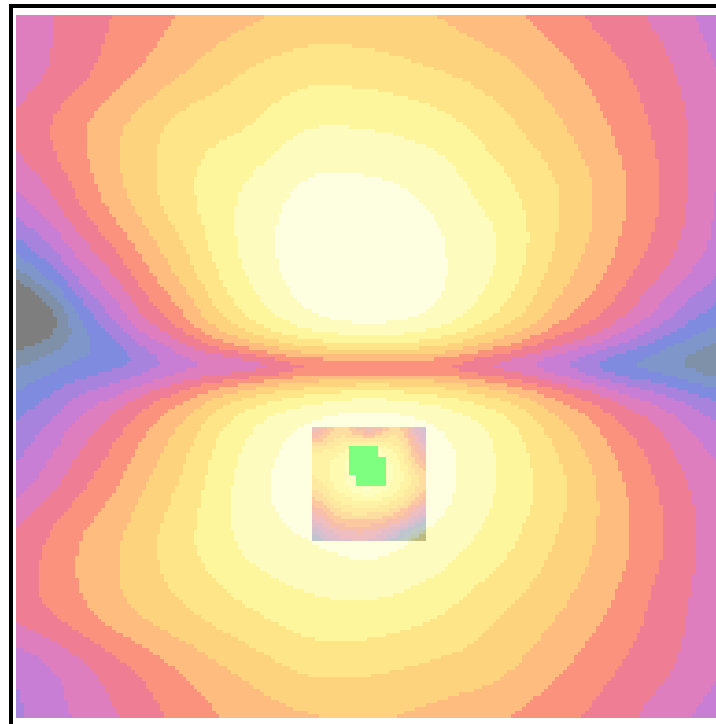
Cursor:

ABM1/ABM2 = 48.7 dB

ABM1 comp = -7.97 dB A/m

BWC Factor = 0.155979 dB

Location: 0, 7.3, 3.7 mm



0 dB = 257.7

Applicant	Kyocera
FCC ID:	V65SCP-3820
Report #:	CT-3820-13C-0610-R0

Test Laboratory: COMPTEST/KYOCERA

Date: 6/18/2010

TCoil_FCC_PCS_SCP-3820 Ch. 1175 z(axial)

Communication System: CDMA-1900, Frequency: 1908.75 MHz, Duty Cycle: 1:1

Medium: T-Coil, Medium parameters used: $\sigma = 0$ mho/m, $\epsilon_r = 1$; $\rho = 0$ kg/m³

Phantom: HAC Test Arch with AMCC, Phantom section: TCoil Section

DASY4 Configuration:

Probe: AM1DV2 - 1045, , Calibrated: 9/22/2009

Sensor-Surface: 0mm (Fix Surface),

Electronics: DAE4 Sn527, Calibrated: 7/9/2009

Measurement SW: DASY4, V4.7 Build 80

Postprocessing SW: SEMCAD, V1.8 Build 186

Temperature: Room T = 21.8 +/- 1 deg C, Liquid T = 22.0 +/- 1 deg C

General Scans_1175/z (axial) 4.2mm 50 x 50/ABM Interpolated SNR(x,y,z) (121x121x1):

Measurement grid: dx=10mm, dy=10mm

Signal Type: Audio File (.wav) 48k_voice_1kHz_1s.wav

BWC applied: 0.155041 dB

Device Reference Point: 0.000, 0.000, -6.30 mm

Cursor:

ABM1/ABM2 = 51.4 dB

ABM1 comp = 0.372 dB A/m

BWC Factor = 0.155041 dB

Location: 0.8, -0.4, 3.7 mm

General Scans_1175/z (axial) fine 2mm 8 x 8/ABM Interpolated SNR(x,y,z) (41x41x1):

Measurement grid: dx=10mm, dy=10mm

Signal Type: Audio File (.wav) 48k_voice_1kHz_1s.wav

BWC applied: 0.155041 dB

Device Reference Point: 0.000, 0.000, -6.30 mm

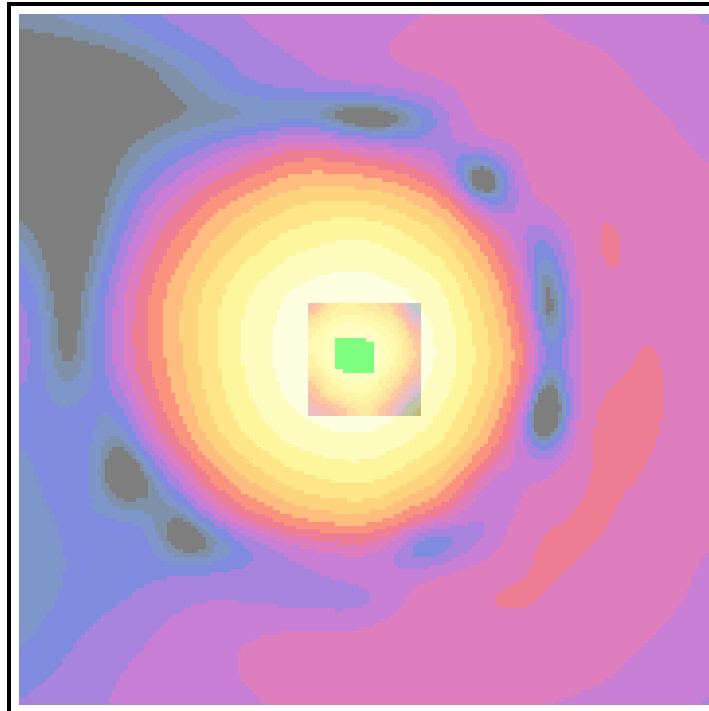
Cursor:

ABM1/ABM2 = 51.6 dB

ABM1 comp = 0.390 dB A/m

BWC Factor = 0.155041 dB

Location: 0.4, -0.2, 3.7 mm



0 dB = 370.6

Applicant	Kyocera
FCC ID:	V65SCP-3820
Report #:	CT-3820-13C-0610-R0

Test Laboratory: COMPTEST/KYOCERA

Date: 6/18/2010

TCoil_FCC_PCS_SCP-3820 Ch. 1175 x(longitudinal)

Communication System: CDMA-1900, Frequency: 1908.75 MHz, Duty Cycle: 1:1

Medium: T-Coil, Medium parameters used: $\sigma = 0$ mho/m, $\epsilon_r = 1$; $\rho = 0$ kg/m³

Phantom: HAC Test Arch with AMCC, Phantom section: TCoil Section

DASY4 Configuration:

Probe: AM1DV2 - 1045, , Calibrated: 9/22/2009

Sensor-Surface: 0mm (Fix Surface),

Electronics: DAE4 Sn527, Calibrated: 7/9/2009

Measurement SW: DASY4, V4.7 Build 80

Postprocessing SW: SEMCAD, V1.8 Build 186

Temperature: Room T = 21.8 +/- 1 deg C, Liquid T = 22.0 +/- 1 deg C

General Scans_1175/x (longitudinal) 4.2mm 50 x 50/ABM Interpolated SNR(x,y,z) (121x121x1):

Measurement grid: dx=10mm, dy=10mm

Signal Type: Audio File (.wav) 48k_voice_1kHz_1s.wav

BWC applied: 0.155041 dB

Device Reference Point: 0.000, 0.000, -6.30 mm

Cursor:

ABM1/ABM2 = 49.2 dB

ABM1 comp = -7.58 dB A/m

BWC Factor = 0.155041 dB

Location: -5.8, -0.4, 3.7 mm

General Scans_1175/x (longitudinal) fine 2mm 8 x 8/ABM Interpolated SNR(x,y,z) (41x41x1):

Measurement grid: dx=10mm, dy=10mm

Signal Type: Audio File (.wav) 48k_voice_1kHz_1s.wav

BWC applied: 0.155041 dB

Device Reference Point: 0.000, 0.000, -6.30 mm

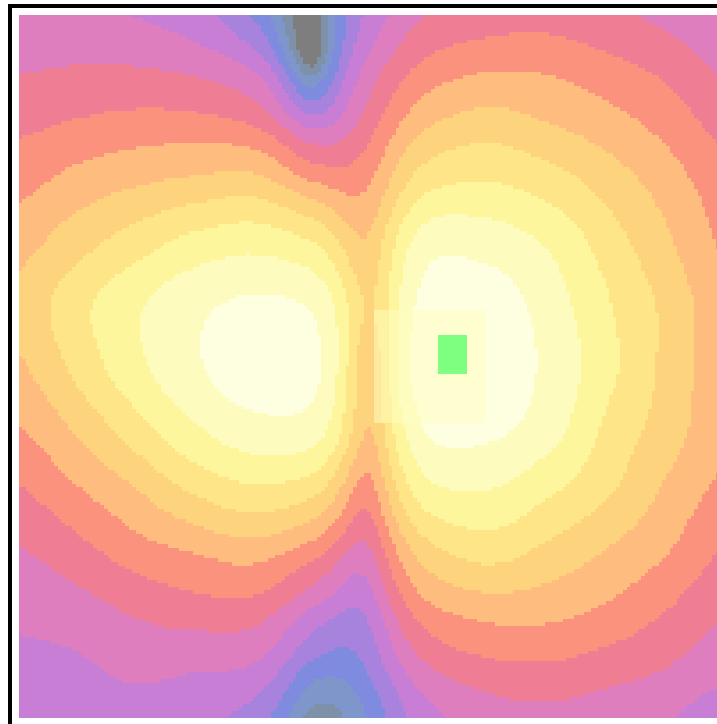
Cursor:

ABM1/ABM2 = 48.9 dB

ABM1 comp = -7.62 dB A/m

BWC Factor = 0.155041 dB

Location: -5.8, -1.2, 3.7 mm



0 dB = 287.0

Applicant	Kyocera
FCC ID:	V65SCP-3820
Report #:	CT-3820-13C-0610-R0

Test Laboratory: COMPTEST/KYOCERA

Date: 6/18/2010

TCoil_FCC_PCS_SCP-3820 Ch. 1175 y(transveral)

Communication System: CDMA-1900, Frequency: 1908.75 MHz, Duty Cycle: 1:1

Medium: T-Coil, Medium parameters used: $\sigma = 0$ mho/m, $\epsilon_r = 1$; $\rho = 0$ kg/m³

Phantom: HAC Test Arch with AMCC, Phantom section: TCoil Section

DASY4 Configuration:

Probe: AM1DV2 - 1045, , Calibrated: 9/22/2009

Sensor-Surface: 0mm (Fix Surface),

Electronics: DAE4 Sn527, Calibrated: 7/9/2009

Measurement SW: DASY4, V4.7 Build 80

Postprocessing SW: SEMCAD, V1.8 Build 186

Temperature: Room T = 21.8 +/- 1 deg C, Liquid T = 22.0 +/- 1 deg C

General Scans_1175/y (transveral) 4.2mm 50 x 50/ABM Interpolated SNR(x,y,z) (121x121x1):

Measurement grid: dx=10mm, dy=10mm

Signal Type: Audio File (.wav) 48k_voice_1kHz_1s.wav

BWC applied: 0.155041 dB

Device Reference Point: 0.000, 0.000, -6.30 mm

Cursor:

ABM1/ABM2 = 48.5 dB

ABM1 comp = -8.16 dB A/m

BWC Factor = 0.155041 dB

Location: 0, 7.9, 3.7 mm

General Scans_1175/y (transveral) fine 2mm 8 x 8/ABM Interpolated SNR(x,y,z) (41x41x1):

Measurement grid: dx=10mm, dy=10mm

Signal Type: Audio File (.wav) 48k_voice_1kHz_1s.wav

BWC applied: 0.155041 dB

Device Reference Point: 0.000, 0.000, -6.30 mm

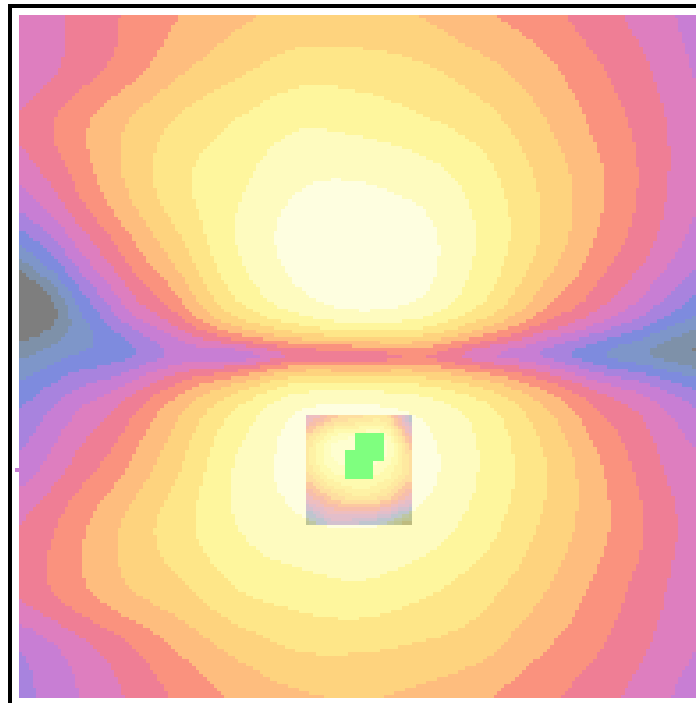
Cursor:

ABM1/ABM2 = 48.5 dB

ABM1 comp = -7.93 dB A/m

BWC Factor = 0.155041 dB

Location: -0.8, 6.7, 3.7 mm



0 dB = 266.8