



9. SETUP PHOTOS

RADIATED RF MEASUREMENT SETUP FOR PORTABLE CONFIGURATION

X-AXIS PHOTO



Y-AXIS PHOTO




Z-AXIS PHOTO




RADIATED RF MEASUREMENT SETUP

WORST-CASE CONFIGURATION: EUT at X position with charger and slide in condition

RADIATED FRONT PHOTO




RADIATED BACK PHOTO



POWERLINE CONDUCTED EMISSIONS MEASUREMENT SETUP

LINE CONDUCTED FRONT PHOTO



LINE CONDUCTED BACK PHOTO



END OF REPORT