




Appendix A. Test Setup Photos




Setup for Conducted Power Test (Figure 4-1)



Setup for Conducted Power Test (Figure 4-1)



Setup for Conducted Power Test (Figure 4-3)



Setup for SAR Test (Hotspot, Rear Face at 10 mm)