




Appendix D. Photographs of EUT and Setup

FCC SAR Test Report

<Photographs of EUT>



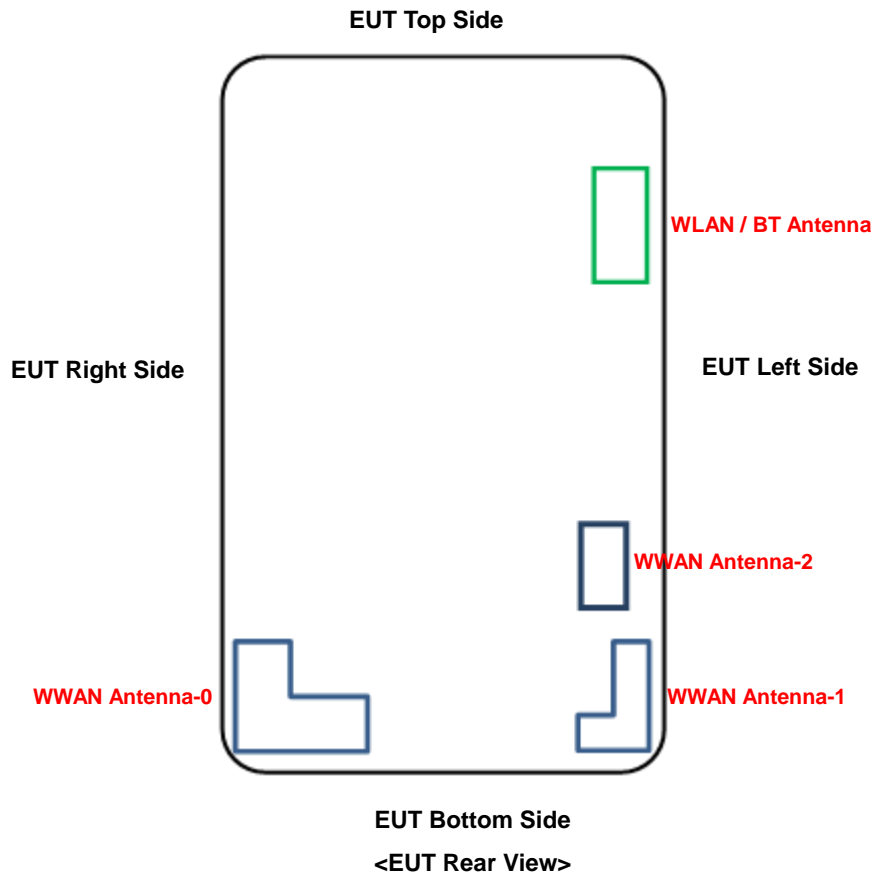
FCC SAR Test Report

<Antenna Location>

WWAN Antenna-0: GSM : 850 / WCDMA : V / LTE : 5, 12, 14

WWAN Antenna-1: GSM : 1900 / WCDMA : II, IV/ LTE : 2, 4, 7, 66

WWAN Antenna-2: LTE : 30




The separation distance for antenna to edge:

Antenna	To Top Side (mm)	To Bottom Side (mm)	To Left Side (mm)	To Right Side (mm)
WWAN Ant-0	132	1.5	53.5	1.5
WWAN Ant-1	132	1.5	1.5	63
WWAN Ant-2	110.4	19	4	68
WLAN / BT	21	107.9	1.5	66

Note :

1. The WWAN diversity antennas cannot transmit simultaneously.


<Photographs of SAR Setup>




Head - Right Cheek



Head - Right Tilted



Head - Left Cheek




Head - Left Tilted




Body - Front Face of EUT at 10 mm




Body - Rear Face of EUT at 10 mm



Body - Left Side of EUT at 10 mm



Body - Right Side of EUT at 10 mm



Body - Top Side of EUT at 10 mm



Body - Bottom Side of EUT at 10 mm