

FCC Test Report

(PART 27)

Report No.: RF180822C04-7

FCC ID: V65E6920

Test Model: E6920

Received Date: Aug. 22, 2018

Test Date: Sep. 11, 2018 ~ Oct. 01, 2018

Issued Date: Oct. 23, 2018

Applicant: Kyocera Corporation c/o Kyocera International, Inc.

Address: 8611 Balboa Avenue, San Diego, CA 92123

Issued By: Bureau Veritas Consumer Products Services (H.K.) Ltd., Taoyuan Branch

Lab Address: No. 47-2, 14th Ling, Chia Pau Vil., Lin Kou Dist., New Taipei City, Taiwan
(R.O.C)

Test Location (1): No. 19, Hwa Ya 2nd Rd, Wen Hwa Vil, Kwei Shan Dist., Taoyuan City
33383, Taiwan (R.O.C)

Test Location (2): No.215, Sec. 3, Beixin Rd., Xindian Dist., New Taipei City 231, Taiwan,
R.O.C

**FCC Registration /
Designation Number:** 427177 / TW0011



This report is for your exclusive use. Any copying or replication of this report to or for any other person or entity, or use of our name or trademark, is permitted only with our prior written permission. This report sets forth our findings solely with respect to the test samples identified herein. The results set forth in this report are not indicative or representative of the quality or characteristics of the lot from which a test sample was taken or any similar or identical product unless specifically and expressly noted. Our report includes all of the tests requested by you and the results thereof based upon the information that you provided to us. You have 60 days from date of issuance of this report to notify us of any material error or omission caused by our negligence, provided, however, that such notice shall be in writing and shall specifically address the issue you wish to raise. A failure to raise such issue within the prescribed time shall constitute your unqualified acceptance of the completeness of this report, the tests conducted and the correctness of the report contents. Unless specific mention, the uncertainty of measurement has been explicitly taken into account to declare the compliance or non-compliance to the specification. The report must not be used by the client to claim product certification, approval, or endorsement by TAF or any government agencies

Table of Contents

Release Control Record	4
1 Certificate of Conformity	5
2 Summary of Test Results	6
2.1 Measurement Uncertainty	8
2.2 Test Site and Instruments	9
3 General Information	10
3.1 General Description of EUT	10
3.2 Configuration of System under Test	12
3.2.1 Description of Support Units	12
3.3 Test Mode Applicability and Tested Channel Detail	13
3.4 EUT Operating Conditions	20
3.5 General Description of Applied Standards	20
4 Test Types and Results	21
4.1 Output Power Measurement	21
4.1.1 Limits of Output Power Measurement	21
4.1.2 Test Procedures	21
4.1.3 Test Setup	22
4.1.4 Test Results	23
4.2 Modulation Characteristics Measurement	43
4.2.1 Limits of Modulation Characteristics	43
4.2.2 Test Setup	43
4.2.3 Test Procedure	43
4.2.4 Test Results	44
4.3 Frequency Stability Measurement	47
4.3.1 Limits of Frequency Stability Measurement	47
4.3.2 Test Procedure	47
4.3.3 Test Setup	47
4.3.4 Test Results	48
4.4 Occupied Bandwidth Measurement	65
4.4.1 Limits of Occupied Bandwidth Measurement	65
4.4.2 Test Procedure	65
4.4.3 Test Setup	65
4.4.4 Test Result	65
4.5 Band Edge Measurement	74
4.5.1 Limits of Band Edge Measurement	74
4.5.2 Test Setup	74
4.5.3 Test Procedures	74
4.5.4 Test Results	75
4.6 Peak to Average Ratio	91
4.6.1 Limits of Peak to Average Ratio Measurement	91
4.6.2 Test Setup	91
4.6.3 Test Procedures	91
4.6.4 Test Results	91
4.7 Conducted Spurious Emissions	100
4.7.1 Limits of Conducted Spurious Emissions Measurement	100
4.7.2 Test Setup	100
4.7.3 Test Procedure	100
4.7.4 Test Results	101
4.8 Radiated Emission Measurement	144
4.8.1 Limits of Radiated Emission Measurement	144
4.8.2 Test Procedure	144
4.8.3 Deviation from Test Standard	144
4.8.4 Test Setup	145

4.8.5 Test Results	146
5 Pictures of Test Arrangements.....	206
Appendix – Information on the Testing Laboratories	207

Release Control Record

Issue No.	Description	Date Issued
RF180822C04-7	Original Release	Oct. 23, 2018

1 Certificate of Conformity

Product: Smart Phone

Brand: Kyocera

Test Model: E6920

Sample Status: Identical Prototype

Applicant: Kyocera Corporation c/o Kyocera International, Inc.

Test Date: Sep. 11, 2018 ~ Oct. 01, 2018

Standards: FCC Part 27, Subpart C, H, L

The above equipment has been tested by **Bureau Veritas Consumer Products Services (H.K.) Ltd., Taoyuan Branch**, and found compliance with the requirement of the above standards. The test record, data evaluation & Equipment Under Test (EUT) configurations represented herein are true and accurate accounts of the measurements of the sample's RF characteristics under the conditions specified in this report.

Prepared by : Gina Liu, **Date:** Oct. 23, 2018
Gina Liu / Specialist

Approved by : Dylan Chiou, **Date:** Oct. 23, 2018
Dylan Chiou / Project Engineer

2 Summary of Test Results

Applied Standard: FCC Part 27 & Part 2 (WCDMA)			
FCC Clause	Test Item	Result	Remarks
2.1046 27.50(d)(4)	Equivalent Isotropic Radiated Power	Pass	Meet the requirement of limit.
2.1047	Modulation Characteristics	Pass	Meet the requirement.
2.1055 27.54	Frequency Stability	Pass	Meet the requirement of limit.
2.1049 27.53(h)	Occupied Bandwidth	Pass	Meet the requirement of limit.
27.50(d)(5)	Peak to Average Ratio	Pass	Meet the requirement of limit.
27.53(h)	Band Edge Measurements	Pass	Meet the requirement of limit.
2.1051 27.53(h)	Conducted Spurious Emissions	Pass	Meet the requirement of limit.
2.1053 27.53(h)	Radiated Spurious Emissions	Pass	Meet the requirement of limit. Minimum passing margin is -29.22 dB at 5257.80 MHz.

Applied Standard: FCC Part 27 & Part 2 (LTE 4)			
FCC Clause	Test Item	Result	Remarks
2.1046 27.50(d)(4)	Maximum Peak Output Power	Pass	Meet the requirement of limit.
2.1047	Modulation Characteristics	Pass	Meet the requirement.
2.1055 27.54	Frequency Stability	Pass	Meet the requirement of limit.
2.1049 27.53(h)	Occupied Bandwidth	Pass	Meet the requirement of limit.
27.50(d)(5)	Peak to Average Ratio	Pass	Meet the requirement of limit.
27.53(h)	Band Edge Measurements	Pass	Meet the requirement of limit.
2.1051 27.53(h)	Conducted Spurious Emissions	Pass	Meet the requirement of limit.
2.1053 27.53(h)	Radiated Spurious Emissions	Pass	Meet the requirement of limit. Minimum passing margin is -13.66 dB at 6880.00 MHz.

Applied Standard: FCC Part 27 & Part 2 (LTE 12)			
FCC Clause	Test Item	Result	Remarks
2.1046 27.50(c)(10)	Maximum Peak Output Power	Pass	Meet the requirement of limit.
2.1047	Modulation Characteristics	Pass	Meet the requirement.
2.1055 27.54	Frequency Stability	Pass	Meet the requirement of limit.
2.1049 27.53(g)	Occupied Bandwidth	Pass	Meet the requirement of limit.
27.50(d)(5)	Peak to Average Ratio	Pass	Meet the requirement of limit.
27.53(g)	Band Edge Measurements	Pass	Meet the requirement of limit.
2.1051 27.53(g)	Conducted Spurious Emissions	Pass	Meet the requirement of limit.
2.1053 27.53(g)	Radiated Spurious Emissions	Pass	Meet the requirement of limit. Minimum passing margin is -30.32 dB at 91.83 MHz.

Applied Standard: FCC Part 27 & Part 2 (LTE 66)			
FCC Clause	Test Item	Result	Remarks
2.1046 27.50(d)(4)	Maximum Peak Output Power	Pass	Meet the requirement of limit.
2.1047	Modulation Characteristics	Pass	Meet the requirement.
2.1055 27.54	Frequency Stability	Pass	Meet the requirement of limit.
2.1049 27.53(h)	Occupied Bandwidth	Pass	Meet the requirement of limit.
27.50(d)(5)	Peak to Average Ratio	Pass	Meet the requirement of limit.
27.53(h)	Band Edge Measurements	Pass	Meet the requirement of limit.
2.1051 27.53(h)	Conducted Spurious Emissions	Pass	Meet the requirement of limit.
2.1053 27.53(h)	Radiated Spurious Emissions	Pass	Meet the requirement of limit. Minimum passing margin is -15.03 dB at 6880.00 MHz.

2.1 Measurement Uncertainty

Where relevant, the following measurement uncertainty levels have been estimated for tests performed on the EUT as specified in CISPR 16-4-2:

Measurement	Frequency	Expanded Uncertainty (k=2) (\pm)
Radiated Emissions up to 1 GHz	30 MHz ~ 200 MHz	2.0153 dB
	200 MHz ~ 1000 MHz	2.0224 dB
Radiated Emissions above 1 GHz	1 GHz ~ 18 GHz	1.0121 dB
	18 GHz ~ 40 GHz	1.1508 dB

2.2 Test Site and Instruments

Description & Manufacturer	Model No.	Serial No.	Date of Calibration	Due Date of Calibration
Test Receiver Agilent Technologies	N9038A	MY52260177	Aug. 20, 2018	Aug. 19, 2019
Spectrum Analyzer ROHDE & SCHWARZ	FSU43	101261	Jan. 11, 2018	Jan. 10, 2019
HORN Antenna ETS-Lindgren	3117	00143293	Dec. 13, 2017	Dec. 12, 2018
BILOG Antenna SCHWARZBECK	VULB 9168	9168-616	Dec. 14, 2017	Dec. 13, 2018
HORN Antenna SCHWARZBECK	BBHA 9170	9170-480	Dec. 01, 2017	Nov. 30, 2018
HORN Antenna SCHWARZBECK	BBHA 9120D	9120D-969	Dec. 12, 2017	Dec. 11, 2018
Fixed Attenuator Woken	00801A1GGAM02Y	NA	May 17, 2018	May 16, 2019
MXG Vector signal generator Agilent	N5182B	MY53050430	Oct. 24, 2017	Oct. 23, 2018
Preamplifier Agilent	310N	187226	Jun. 19, 2018	Jun. 18, 2019
Preamplifier Agilent	83017A	MY39501357	Jun. 19, 2018	Jun. 18, 2019
RF signal cable ETS-LINDGREN	5D-FB	Cable-CH1-01(RF C-SMS-100-SMS- 120+RFC-SMS-1 00-SMS-400)	Jun. 19, 2018	Jun. 18, 2019
RF signal cable ETS-LINDGREN	8D-FB	Cable-CH1-02(RF C-SMS-100-SMS- 24)	Jun. 19, 2018	Jun. 18, 2019
Boresight Antenna Fixture	FBA-01	FBA-SIP01	NA	NA
Software BV ADT	E3 8.130425b	NA	NA	NA
Antenna Tower MF	NA	NA	NA	NA
Turn Table MF	NA	NA	NA	NA
Antenna Tower & Turn Table Controller MF	MF-7802	NA	NA	NA
Radio Communication Analyzer Anritsu	MT8820C	6201010284	Dec. 28, 2017	Dec. 27, 2018

- Note: 1. The calibration interval of the above test instruments is 12 / 24 months and the calibrations are traceable to NML/ROC and NIST/USA.
2. The test was performed in HsinTien Chamber 1.
3. The horn antenna and preamplifier (model: 83017A) are used only for the measurement of emission frequency above 1 GHz if tested.
4. The IC Site Registration No. is IC7450I-1.

3 General Information

3.1 General Description of EUT

Product	Smart Phone	
Brand	Kyocera	
Test Model	E6920	
Status of EUT	Identical Prototype	
Power Supply Rating	3.8 Vdc (Battery) 5 Vdc or 9 Vdc or 12 Vdc (Adapter) 5 Vdc (Host equipment)	
Modulation Type	WCDMA	QPSK
	LTE	QPSK, 16QAM, 64QAM
Frequency Range	WCDMA	1712.4 ~ 1752.6 MHz
	LTE Band 4 (Channel Bandwidth: 1.4 MHz)	1710.7 ~ 1754.3 MHz
	LTE Band 4 (Channel Bandwidth: 3 MHz)	1711.5 ~ 1753.5 MHz
	LTE Band 4 (Channel Bandwidth: 5 MHz)	1712.5 ~ 1752.5 MHz
	LTE Band 4 (Channel Bandwidth: 10 MHz)	1715.0 ~ 1750.0 MHz
	LTE Band 4 (Channel Bandwidth: 15 MHz)	1717.5 ~ 1747.5 MHz
	LTE Band 4 (Channel Bandwidth: 20 MHz)	1720.0 ~ 1745.0 MHz
	LTE Band 12 (Channel Bandwidth: 1.4 MHz)	699.7 ~ 715.3 MHz
	LTE Band 12 (Channel Bandwidth: 3 MHz)	700.5 ~ 714.5 MHz
	LTE Band 12 (Channel Bandwidth: 5 MHz)	701.5 ~ 713.5 MHz
	LTE Band 12 (Channel Bandwidth: 10 MHz)	704.0 ~ 711.0 MHz
	LTE Band 66 (Channel Bandwidth: 1.4 MHz)	1710.7 ~ 1779.3 MHz
	LTE Band 66 (Channel Bandwidth: 3 MHz)	1711.5 ~ 1778.5 MHz
	LTE Band 66 (Channel Bandwidth: 5 MHz)	1712.5 ~ 1777.5 MHz
	LTE Band 66 (Channel Bandwidth: 10 MHz)	1715.0 ~ 1775.0 MHz
	LTE Band 66 (Channel Bandwidth: 15 MHz)	1717.5 ~ 1772.5 MHz
LTE Band 66 (Channel Bandwidth: 20 MHz)	1720.0 ~ 1770.0 MHz	
Emission Designator	WCDMA	4M15F9W
	LTE Band 4 (Channel Bandwidth: 1.4 MHz)	1M09W7D
	LTE Band 4 (Channel Bandwidth: 3 MHz)	2M70W7D
	LTE Band 4 (Channel Bandwidth: 5 MHz)	4M49W7D
	LTE Band 4 (Channel Bandwidth: 10 MHz)	8M97W7D
	LTE Band 4 (Channel Bandwidth: 15 MHz)	13M5G7D
	LTE Band 4 (Channel Bandwidth: 20 MHz)	17M9W7D
	LTE Band 12 (Channel Bandwidth: 1.4 MHz)	1M10W7D
	LTE Band 12 (Channel Bandwidth: 3 MHz)	2M71W7D
	LTE Band 12 (Channel Bandwidth: 5 MHz)	4M50W7D
	LTE Band 12 (Channel Bandwidth: 10 MHz)	8M99W7D
	LTE Band 66 (Channel Bandwidth: 1.4 MHz)	1M09W7D
	LTE Band 66 (Channel Bandwidth: 3 MHz)	2M71G7D
	LTE Band 66 (Channel Bandwidth: 5 MHz)	4M50W7D
	LTE Band 66 (Channel Bandwidth: 10 MHz)	8M98W7D
	LTE Band 66 (Channel Bandwidth: 15 MHz)	13M5G7D

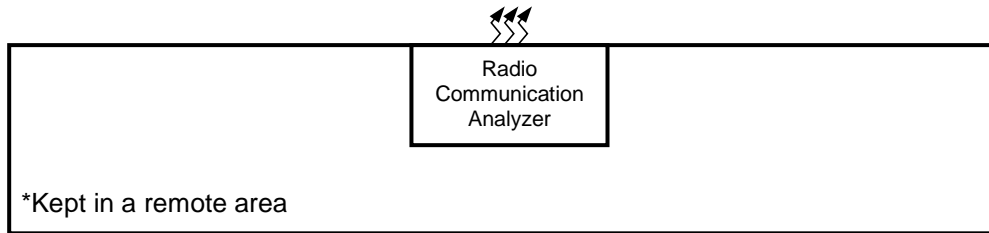
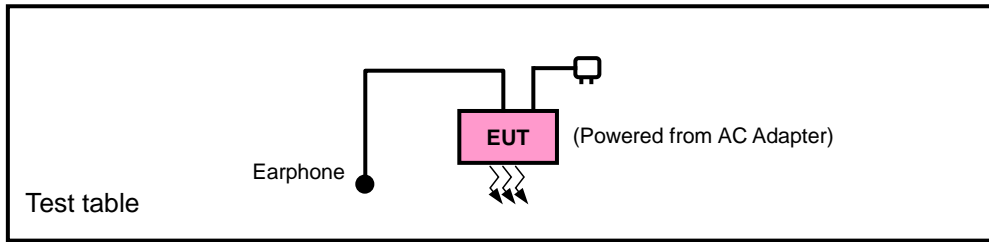
	LTE Band 66 (Channel Bandwidth: 20 MHz)	18M0W7D
Max. ERP Power	LTE Band 12 (Channel Bandwidth: 1.4 MHz)	94.10 mW
	LTE Band 12 (Channel Bandwidth: 3 MHz)	91.39 mW
	LTE Band 12 (Channel Bandwidth: 5 MHz)	90.18 mW
	LTE Band 12 (Channel Bandwidth: 10 MHz)	97.70 mW
Max. EIRP Power	WCDMA	366.02 mW
	LTE Band 4 (Channel Bandwidth: 1.4 MHz)	426.09 mW
	LTE Band 4 (Channel Bandwidth: 3 MHz)	430.03 mW
	LTE Band 4 (Channel Bandwidth: 5 MHz)	434.01 mW
	LTE Band 4 (Channel Bandwidth: 10 MHz)	437.02 mW
	LTE Band 4 (Channel Bandwidth: 15 MHz)	441.06 mW
	LTE Band 4 (Channel Bandwidth: 20 MHz)	445.14 mW
	LTE Band 66 (Channel Bandwidth: 1.4 MHz)	438.43 mW
	LTE Band 66 (Channel Bandwidth: 3 MHz)	442.49 mW
	LTE Band 66 (Channel Bandwidth: 5 MHz)	446.58 mW
	LTE Band 66 (Channel Bandwidth: 10 MHz)	449.26 mW
	LTE Band 66 (Channel Bandwidth: 15 MHz)	453.84 mW
	LTE Band 66 (Channel Bandwidth: 20 MHz)	458.04 mW
Antenna Type	Fixed Internal Antenna	
Antenna Gain	WCDMA	1.4 dBi
	LTE Band 4	1.4 dBi
	LTE Band 12	-3.3 dBi
	LTE Band 66	1.4 dBi
Accessory Device	Refer to Note as below	
Data Cable Supplied	Refer to Note as below	

Note:

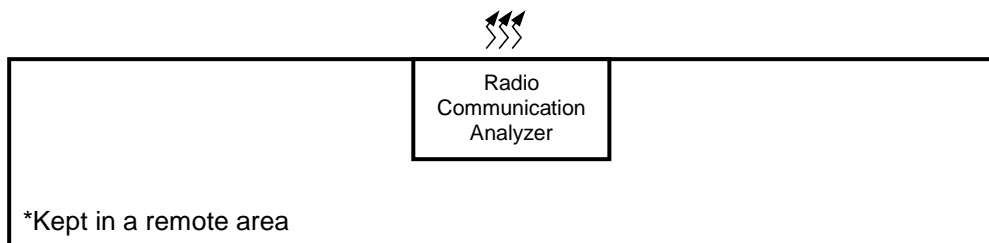
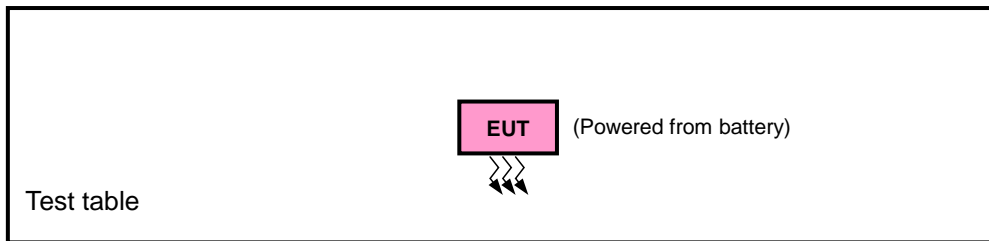
1. The EUT's accessories list refers to Ext. Pho.
2. The above EUT information is declared by manufacturer and for more detailed features description, please refers to the manufacturer's specifications or user's manual.

3.2 Configuration of System under Test

<Radiated Emission Test>



<E.R.P. / E.I.R.P. Test>



3.2.1 Description of Support Units

The EUT has been tested as an independent unit together with other necessary accessories or support units. The following support units or accessories were used to form a representative test configuration during the tests.

No.	Product	Brand	Model No.	Serial No.	FCC ID
1.	Earphone	Funkey	FK130102	N/A	N/A

No.	Signal Cable Description Of The Above Support Units
1.	N/A

Note:

1. All power cords of the above support units are non-shielded (1.8m).

3.3 Test Mode Applicability and Tested Channel Detail

Pre-Scan has been conducted to determine the worst-case mode from all possible combinations between available modulations, data rates, XYZ axis, and antenna ports

The worst case was found when positioned as the table below. Following channel(s) was (were) selected for the final test as listed below:

Band	ERP / EIRP	Radiated Emission
WCDMA	X-plane	X-axis
LTE Band 4	X-plane	Z-axis
LTE Band 12	Z-plane	X-axis
LTE Band 66	X-plane	X-axis

WCDMA

EUT Configure Mode	Test Item	Available Channel	Tested Channel	Mode
-	EIRP	1312 to 1513	1312, 1413, 1513	WCDMA
-	Modulation Characteristics	1312 to 1513	1413	WCDMA
-	Frequency Stability	1312 to 1513	1312, 1513	WCDMA
-	Occupied Bandwidth	1312 to 1513	1312, 1413, 1513	WCDMA
-	Band Edge	1312 to 1513	1312, 1513	WCDMA
-	Peak to Average Ratio	1312 to 1513	1312, 1413, 1513	WCDMA
-	Conducted Emission	1312 to 1513	1312, 1413, 1513	WCDMA
-	Radiated Emission	1312 to 1513	1312, 1413, 1513	WCDMA

LTE Band 4

EUT Configure Mode	Test Item	Available Channel	Tested Channel	Channel Bandwidth	Modulation	Mode
-	EIRP	19957 to 20393	19957, 20175, 20393	1.4 MHz	QPSK, 16QAM, 64QAM	1 RB / 2 RB Offset
		19965 to 20385	19965, 20175, 20385	3 MHz	QPSK, 16QAM, 64QAM	1 RB / 7 RB Offset
		19975 to 20375	19975, 20175, 20375	5 MHz	QPSK, 16QAM, 64QAM	1 RB / 0 RB Offset
		20000 to 20350	20000, 20175, 20350	10 MHz	QPSK, 16QAM, 64QAM	1 RB / 24 RB Offset
		20025 to 20325	20025, 20175, 20325	15 MHz	QPSK, 16QAM, 64QAM	1 RB / 0 RB Offset
		20050 to 20300	20050, 20175, 20300	20 MHz	QPSK, 16QAM, 64QAM	1 RB / 50 RB Offset
-	Modulation Characteristics	20050 to 20300	20175	10 MHz	QPSK, 16QAM, 64QAM	1 RB / 0 RB Offset
-	Frequency Stability	19957 to 20393	19957, 20393	1.4 MHz	QPSK	1 RB / 0 RB Offset
		19965 to 20385	19965, 20385	3 MHz	QPSK	1 RB / 0 RB Offset
		19975 to 20375	19975, 20375	5 MHz	QPSK	1 RB / 0 RB Offset
		20000 to 20350	20000, 20350	10 MHz	QPSK	1 RB / 0 RB Offset
		20025 to 20325	20025, 20325	15 MHz	QPSK	1 RB / 0 RB Offset
		20050 to 20300	20050, 20300	20 MHz	QPSK	1 RB / 0 RB Offset
-	Occupied Bandwidth	19957 to 20393	19957, 20175, 20393	1.4 MHz	QPSK, 16QAM, 64QAM	6 RB / 0 RB Offset
		19965 to 20385	19965, 20175, 20385	3 MHz	QPSK, 16QAM, 64QAM	15 RB / 0 RB Offset
		19975 to 20375	19975, 20175, 20375	5 MHz	QPSK, 16QAM, 64QAM	25 RB / 0 RB Offset
		20000 to 20350	20000, 20175, 20350	10 MHz	QPSK, 16QAM, 64QAM	50 RB / 0 RB Offset
		20025 to 20325	20025, 20175, 20325	15 MHz	QPSK, 16QAM, 64QAM	75 RB / 0 RB Offset
		20050 to 20300	20050, 20175, 20300	20 MHz	QPSK, 16QAM, 64QAM	100 RB / 0 RB Offset
-	Peak to Average Ratio	19957 to 20393	19957, 20175, 20393	1.4 MHz	QPSK, 16QAM, 64QAM	1 RB / 0 RB Offset
		19965 to 20385	19965, 20175, 20385	3 MHz	QPSK, 16QAM, 64QAM	1 RB / 0 RB Offset
		19975 to 20375	19975, 20175, 20375	5 MHz	QPSK, 16QAM, 64QAM	1 RB / 0 RB Offset
		20000 to 20350	20000, 20175, 20350	10 MHz	QPSK, 16QAM, 64QAM	1 RB / 0 RB Offset
		20025 to 20325	20025, 20175, 20325	15 MHz	QPSK, 16QAM, 64QAM	1 RB / 0 RB Offset
		20050 to 20300	20050, 20175, 20300	20 MHz	QPSK, 16QAM, 64QAM	1 RB / 0 RB Offset

EUT Configure Mode	Test Item	Available Channel	Tested Channel	Channel Bandwidth	Modulation	Mode		
-	Band Edge	19957 to 20393	19957	1.4 MHz	QPSK	1 RB / 0 RB Offset		
			20393	1.4 MHz		6 RB / 0 RB Offset		
		19965 to 20385	19965	3 MHz	QPSK	1 RB / 5 RB Offset		
			20385	3 MHz		6 RB / 0 RB Offset		
		19975 to 20375	19975	5 MHz	QPSK	1 RB / 0 RB Offset		
			20375	5 MHz		15 RB / 0 RB Offset		
		20000 to 20350	20000	10 MHz	QPSK	1 RB / 14 RB Offset		
			20350	10 MHz		15 RB / 0 RB Offset		
		20025 to 20325	20025	15 MHz	QPSK	1 RB / 0 RB Offset		
			20325	15 MHz		25 RB / 0 RB Offset		
		20050 to 20300	20050	20 MHz	QPSK	1 RB / 24 RB Offset		
			20300	20 MHz		25 RB / 0 RB Offset		
		-	Conducted Emission	19957 to 20393	19957, 20175, 20393	1.4 MHz	QPSK	1 RB / 0 RB Offset
				19965 to 20385	19965, 20175, 20385	3 MHz		1 RB / 0 RB Offset
				19975 to 20375	19975, 20175, 20375	5 MHz		1 RB / 0 RB Offset
				20000 to 20350	20000, 20175, 20350	10 MHz		1 RB / 0 RB Offset
				20025 to 20325	20025, 20175, 20325	15 MHz		1 RB / 0 RB Offset
				20050 to 20300	20050, 20175, 20300	20 MHz		1 RB / 0 RB Offset
-	Radiated Emission	19957 to 20393	19957, 20175, 20393	1.4 MHz	QPSK	1 RB / 0 RB Offset		
		19975 to 20375	19975, 20175, 20375	5 MHz		1 RB / 0 RB Offset		
		20050 to 20300	20050, 20175, 20300	20 MHz		1 RB / 0 RB Offset		

Note: This device was tested under all bandwidths, RB configurations and modulations. The worst case was found in QPSK modulation.

LTE Band 12

EUT Configure Mode	Test Item	Available Channel	Tested Channel	Channel Bandwidth	Modulation	Mode
-	ERP	23017 to 23173	23017, 23095, 23173	1.4 MHz	QPSK, 16QAM, 64QAM	1 RB / 2 RB Offset
		23025 to 23165	23025, 23095, 23165	3 MHz	QPSK, 16QAM, 64QAM	1 RB / 7 RB Offset
		23035 to 23155	23035, 23095, 23155	5 MHz	QPSK, 16QAM, 64QAM	1 RB / 12 RB Offset
		23060 to 23130	23060, 23095, 23130	10 MHz	QPSK, 16QAM, 64QAM	1 RB / 24 RB Offset
-	Modulation Characteristics	23060 to 23130	23095	5 MHz	QPSK, 16QAM, 64QAM	25 RB / 0 RB Offset
-	Frequency Stability	23017 to 23173	23017, 23173	1.4 MHz	QPSK	1 RB / 2 RB Offset
		23025 to 23165	23025, 23165	3 MHz	QPSK	1 RB / 7 RB Offset
		23035 to 23155	23035, 23155	5 MHz	QPSK	1 RB / 12 RB Offset
		23060 to 23130	23060, 23130	10 MHz	QPSK	1 RB / 24 RB Offset
-	Occupied Bandwidth	23017 to 23173	23017, 23095, 23173	1.4 MHz	QPSK, 16QAM, 64QAM	6 RB / 0 RB Offset
		23025 to 23165	23025, 23095, 23165	3 MHz	QPSK, 16QAM, 64QAM	15 RB / 0 RB Offset
		23035 to 23155	23035, 23095, 23155	5 MHz	QPSK, 16QAM, 64QAM	25 RB / 0 RB Offset
		23060 to 23130	23060, 23095, 23130	10 MHz	QPSK, 16QAM, 64QAM	50 RB / 0 RB Offset
-	Peak to Average Ratio	23017 to 23173	23017, 23095, 23173	1.4 MHz	QPSK, 16QAM, 64QAM	1 RB / 0 RB Offset
		23025 to 23165	23025, 23095, 23165	3 MHz	QPSK, 16QAM, 64QAM	1 RB / 0 RB Offset
		23035 to 23155	23035, 23095, 23155	5 MHz	QPSK, 16QAM, 64QAM	1 RB / 0 RB Offset
		23060 to 23130	23060, 23095, 23130	10 MHz	QPSK, 16QAM, 64QAM	1 RB / 0 RB Offset

EUT Configure Mode	Test Item	Available Channel	Tested Channel	Channel Bandwidth	Modulation	Mode		
-	Band Edge	23017 to 23173	23017	1.4 MHz	QPSK	1 RB / 0 RB Offset 6 RB / 0 RB Offset		
			23173	1.4 MHz	QPSK	1 RB / 5 RB Offset 6 RB / 0 RB Offset		
		23025 to 23165	23025	3 MHz	QPSK	1 RB / 0 RB Offset 15 RB / 0 RB Offset		
			23165	3 MHz	QPSK	1 RB / 14 RB Offset 15 RB / 0 RB Offset		
		23035 to 23155	23035	5 MHz	QPSK	1 RB / 0 RB Offset 25 RB / 0 RB Offset		
			23155	5 MHz	QPSK	1 RB / 24 RB Offset 25 RB / 0 RB Offset		
		23060 to 23130	23060	10 MHz	QPSK	1 RB / 0 RB Offset 50 RB / 0 RB Offset		
			23130	10 MHz	QPSK	1 RB / 49 RB Offset 50 RB / 0 RB Offset		
		-	Conducted Emission	23017 to 23173	23017, 23095, 23173	1.4 MHz	QPSK	1 RB / 0 RB Offset
				23025 to 23165	23025, 23095, 23165	3 MHz	QPSK	1 RB / 0 RB Offset
				23035 to 23155	23035, 23095, 23155	5 MHz	QPSK	1 RB / 0 RB Offset
				23060 to 23130	23060, 23095, 23130	10 MHz	QPSK	1 RB / 0 RB Offset
-	Radiated Emission	23017 to 23173	23017, 23095, 23173	1.4 MHz	QPSK	1 RB / 0 RB Offset		
		23035 to 23155	23035, 23095, 23155	5 MHz	QPSK	1 RB / 0 RB Offset		
		23060 to 23130	23060, 23095, 23130	10 MHz	QPSK	1 RB / 0 RB Offset		

Note: This device was tested under all bandwidths, RB configurations and modulations. The worst case was found in QPSK modulation.

LTE Band 66

EUT Configure Mode	Test Item	Available Channel	Tested Channel	Channel Bandwidth	Modulation	Mode
-	EIRP	131979 to 132665	131979, 132322, 132665	1.4 MHz	QPSK, 16QAM, 64QAM	1 RB / 0 RB Offset
		131987 to 132657	131987, 132322, 132657	3 MHz	QPSK, 16QAM, 64QAM	1 RB / 0 RB Offset
		131997 to 132647	131997, 132322, 132647	5 MHz	QPSK, 16QAM, 64QAM	1 RB / 12 RB Offset
		132022 to 132622	132022, 132322, 132622	10 MHz	QPSK, 16QAM, 64QAM	1 RB / 0 RB Offset
		132047 to 132597	132047, 132322, 132597	15 MHz	QPSK, 16QAM, 64QAM	1 RB / 0 RB Offset
		132072 to 132572	132072, 132322, 132572	20 MHz	QPSK, 16QAM, 64QAM	1 RB / 0 RB Offset
-	Modulation Characteristics	132072 to 132572	132322	10 MHz	QPSK, 16QAM, 64QAM	1 RB / 0 RB Offset
-	Frequency Stability	131979 to 132665	131979, 132665	1.4 MHz	QPSK	1 RB / 0 RB Offset
		131987 to 132657	131987, 132657	3 MHz	QPSK	1 RB / 0 RB Offset
		131997 to 132647	131997, 132647	5 MHz	QPSK	1 RB / 0 RB Offset
		132022 to 132622	132022, 132622	10 MHz	QPSK	1 RB / 0 RB Offset
		132047 to 132597	132047, 132597	15 MHz	QPSK	1 RB / 0 RB Offset
		132072 to 132572	132072, 132572	20 MHz	QPSK	1 RB / 0 RB Offset
-	Occupied Bandwidth	131979 to 132665	131979, 132322, 132665	1.4 MHz	QPSK, 16QAM, 64QAM	6 RB / 0 RB Offset
		131987 to 132657	131987, 132322, 132657	3 MHz	QPSK, 16QAM, 64QAM	15 RB / 0 RB Offset
		131997 to 132647	131997, 132322, 132647	5 MHz	QPSK, 16QAM, 64QAM	25 RB / 0 RB Offset
		132022 to 132622	132022, 132322, 132622	10 MHz	QPSK, 16QAM, 64QAM	50 RB / 0 RB Offset
		132047 to 132597	132047, 132322, 132597	15 MHz	QPSK, 16QAM, 64QAM	75 RB / 0 RB Offset
		132072 to 132572	132072, 132322, 132572	20 MHz	QPSK, 16QAM, 64QAM	100 RB / 0 RB Offset
-	Peak to Average Ratio	131979 to 132665	131979, 132322, 132665	1.4 MHz	QPSK, 16QAM, 64QAM	1 RB / 0 RB Offset
		131987 to 132657	131987, 132322, 132657	3 MHz	QPSK, 16QAM, 64QAM	1 RB / 0 RB Offset
		131997 to 132647	131997, 132322, 132647	5 MHz	QPSK, 16QAM, 64QAM	1 RB / 0 RB Offset
		132022 to 132622	132022, 132322, 132622	10 MHz	QPSK, 16QAM, 64QAM	1 RB / 0 RB Offset
		132047 to 132597	132047, 132322, 132597	15 MHz	QPSK, 16QAM, 64QAM	1 RB / 0 RB Offset
		132072 to 132572	132072, 132322, 132572	20 MHz	QPSK, 16QAM, 64QAM	1 RB / 0 RB Offset

EUT Configure Mode	Test Item	Available Channel	Tested Channel	Channel Bandwidth	Modulation	Mode		
-	Band Edge	131979 to 132665	131979	1.4 MHz	QPSK	1 RB / 0 RB Offset 6 RB / 0 RB Offset		
			132665	1.4 MHz	QPSK	1 RB / 5 RB Offset 6 RB / 0 RB Offset		
		131987 to 132657	131987	3 MHz	QPSK	1 RB / 0 RB Offset 15 RB / 0 RB Offset		
			132657	3 MHz	QPSK	1 RB / 14 RB Offset 15 RB / 0 RB Offset		
		131997 to 132647	131997	5 MHz	QPSK	1 RB / 0 RB Offset 25 RB / 0 RB Offset		
			132647	5 MHz	QPSK	1 RB / 24 RB Offset 25 RB / 0 RB Offset		
		132022 to 132622	132022	10 MHz	QPSK	1 RB / 0 RB Offset 50 RB / 0 RB Offset		
			132622	10 MHz	QPSK	1 RB / 49 RB Offset 50 RB / 0 RB Offset		
		132047 to 132597	132047	15 MHz	QPSK	1 RB / 0 RB Offset 75 RB / 0 RB Offset		
			132597	15 MHz	QPSK	1 RB / 74 RB Offset 75 RB / 0 RB Offset		
		132072 to 132572	132072	20 MHz	QPSK	1 RB / 0 RB Offset 100 RB / 0 RB Offset		
			132572	20 MHz	QPSK	1 RB / 99 RB Offset 100 RB / 0 RB Offset		
		-	Conducted Emission	131979 to 132665	131979, 132322, 132665	1.4 MHz	QPSK	1 RB / 0 RB Offset
				131987 to 132657	131987, 132322, 132657	3 MHz	QPSK	1 RB / 0 RB Offset
				131997 to 132647	131997, 132322, 132647	5 MHz	QPSK	1 RB / 0 RB Offset
				132022 to 132622	132022, 132322, 132622	10 MHz	QPSK	1 RB / 0 RB Offset
132047 to 132597	132047, 132322, 132597			15 MHz	QPSK	1 RB / 0 RB Offset		
132072 to 132572	132072, 132322, 132572			20 MHz	QPSK	1 RB / 0 RB Offset		
-	Radiated Emission	131979 to 132665	131979, 132322, 132665	1.4 MHz	QPSK	1 RB / 0 RB Offset		
		131997 to 132647	131997, 132322, 132647	5 MHz	QPSK	1 RB / 0 RB Offset		
		132072 to 132572	132072, 132322, 132572	20 MHz	QPSK	1 RB / 0 RB Offset		

Test Condition:

Test Item	Environmental Conditions	Input Power	Tested By
ERP / EIRP	25 deg. C, 65 % RH	3.8 Vdc	Karl Lee
Modulation Characteristics	25 deg. C, 65 % RH	3.8 Vdc	Vincent Huang
Frequency Stability	25 deg. C, 65 % RH	3.8 Vdc	Vincent Huang
Occupied Bandwidth	25 deg. C, 65 % RH	3.8 Vdc	Vincent Huang
Band Edge	25 deg. C, 65 % RH	3.8 Vdc	Vincent Huang
Peak to Average Ratio	25 deg. C, 65 % RH	3.8 Vdc	Vincent Huang
Conducted Emission	25 deg. C, 65 % RH	3.8 Vdc	Vincent Huang
Radiated Emission	25 deg. C, 65 % RH	120 Vac, 60 Hz	Karl Lee, Harry Hsueh

3.4 EUT Operating Conditions

The EUT makes a call to the communication simulator. The communication simulator station system controlled a EUT to export maximum output power under transmission mode and specific channel frequency

3.5 General Description of Applied Standards

The EUT is a RF Product. According to the specifications of the manufacturer, it must comply with the requirements of the following standards:

FCC 47 CFR Part 2

FCC 47 CFR Part 27

KDB 971168 D01 Power Meas License Digital Systems v03r01

ANSI/TIA/EIA-603-E 2016

ANSI 63.26-2015

Note: All test items have been performed and recorded as per the above standards.

4 Test Types and Results

4.1 Output Power Measurement

4.1.1 Limits of Output Power Measurement

Fixed, mobile, and portable (hand-held) stations operating in the 1710–1755 MHz band are limited to 1 watt EIRP.

Portable stations (hand-held devices) operating in the 698-716 MHz band are limited to 3 watts ERP

4.1.2 Test Procedures

EIRP / ERP Measurement:

- a. All measurements were done at low, middle and high operational frequency range. RBW and VBW is 10 MHz for LTE mode.
- b. Substitution method is used for E.I.R.P measurement. In the semi-anechoic chamber, EUT placed on the 0.8 m (below or equal 1 GHz) and/or 1.5 m (above 1 GHz) height of Turn Table, rotated the table around 360 degrees to search the maximum radiation power and receiver antenna shall be rotated vertical and horizontal polarization and moved height from 1 m to 4 m to find the maximum polar radiated power. The “Read Value” is the spectrum reading the maximum power value.
- c. The substitution horn antenna is substituted for EUT at the same position and signals generator export the CW signal to the substitution antenna via a tx cable. Rotated the Turn Table and moved receiving antenna to find the maximum radiation power. Adjust output power level of S.G to get a Value of spectrum reading equal to “Read Value” of step b. Record the power level of S.G.
- d. $EIRP = \text{Output power level of S.G} - \text{TX cable loss} + \text{Antenna gain of substitution horn}$. E.R.P power can be calculated form E.I.R.P power by subtracting the gain of dipole, $E.R.P \text{ power} = E.I.R.P \text{ power} - 2.15 \text{ dB}$.

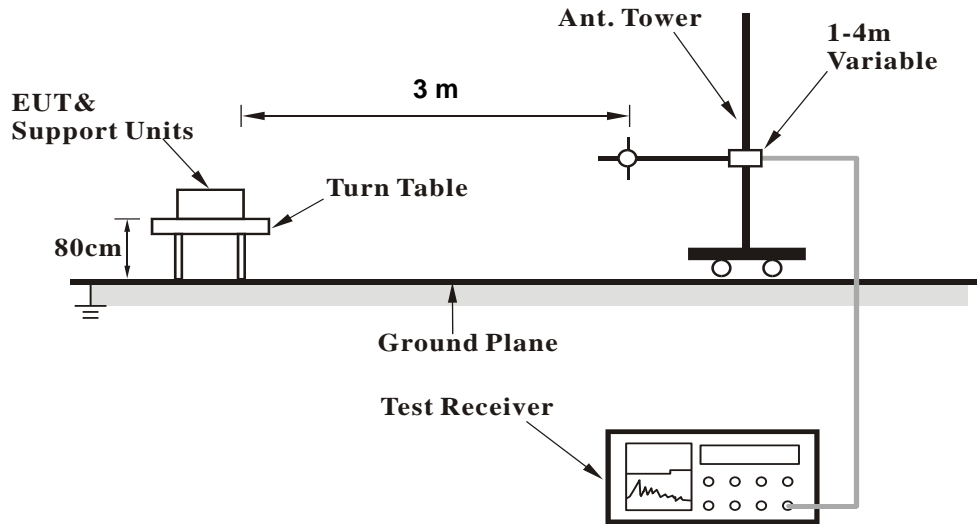
Conducted Power Measurement:

- a. The EUT was set up for the maximum power with LTE link data modulation and link up with simulator.
- b. Set the EUT to transmit under low, middle and high channel and record the power level shown on simulator.

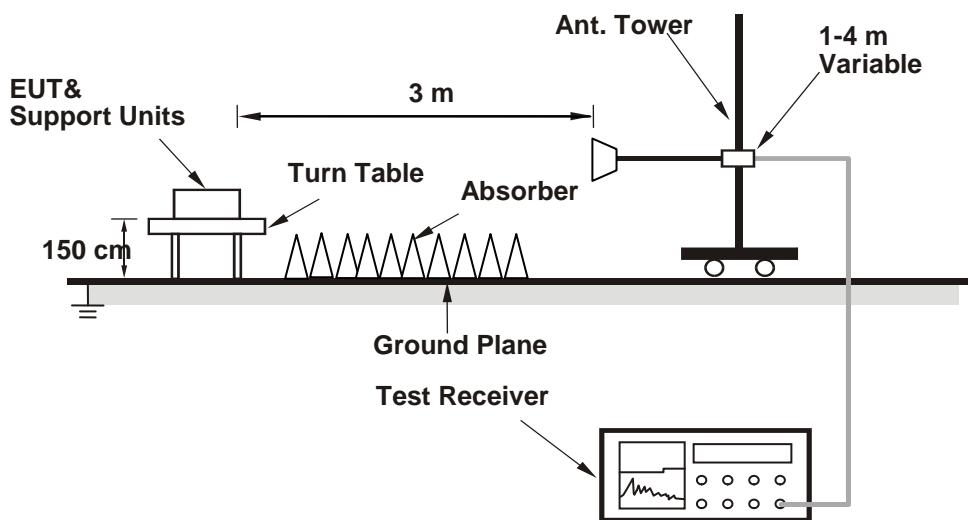
4.1.3 Test Setup

EIRP / ERP Measurement:

<Radiated Emission below or equal 1 GHz>



<Radiated Emission above 1 GHz>



For the actual test configuration, please refer to the attached file (Test Setup Photo).

Conducted Power Measurement:



4.1.4 Test Results

Conducted Output Power (dBm)

Band	WCDMA IV		
	1312	1413	1513
Channel	1712.4	1732.6	1752.6
Frequency (MHz)	1712.4	1732.6	1752.6
RMC 12.2K	23.86	23.81	23.62
HSDPA Subtest-1	23.64	23.57	23.40
HSDPA Subtest-2	23.65	23.56	23.41
HSDPA Subtest-3	23.12	23.07	22.94
HSDPA Subtest-4	23.19	23.09	22.88
DC-HSDPA Subtest-1	23.55	23.48	23.30
DC-HSDPA Subtest-2	23.56	23.45	23.32
DC-HSDPA Subtest-3	23.06	22.98	22.82
DC-HSDPA Subtest-4	23.14	23.00	22.79
HSUPA Subtest-1	23.64	23.63	23.48
HSUPA Subtest-2	21.70	21.60	21.45
HSUPA Subtest-3	22.60	22.59	22.46
HSUPA Subtest-4	21.68	21.61	21.47
HSUPA Subtest-5	23.60	23.60	23.50

LTE Band 4

BW	MCS Index	RB Size	RB Offset	Low	Mid	High	3GPP MPR (dB)	BW	MCS Index	RB Size	RB Offset	Low	Mid	High	3GPP MPR (dB)		
				20050	20175	20300						20025	20175	20325			
				Channel Frequency (MHz)	1720.0	1732.5						1745.0	Channel Frequency (MHz)	1717.5		1732.5	1747.5
20M	QPSK	1	0	24.98	24.87	24.94	0	15M	QPSK	1	0	24.96	24.80	24.86	0		
		1	50	25.01	24.90	24.97	0			1	37	24.95	24.80	24.93	0		
		1	99	24.78	24.67	24.74	0			1	74	24.71	24.63	24.68	0		
		50	0	24.01	23.90	23.97	1			36	0	23.99	23.83	23.97	1		
		50	25	24.06	23.95	24.02	1			36	19	24.06	23.92	24.00	1		
		50	50	23.88	23.77	23.84	1			36	39	23.85	23.71	23.78	1		
		100	0	23.92	23.81	23.88	1			75	0	23.86	23.72	23.85	1		
	16QAM	1	0	23.96	23.87	23.86	1		16QAM	1	0	23.90	23.84	23.82	1		
		1	50	24.01	23.85	23.94	1			1	37	23.95	23.80	23.84	1		
		1	99	23.78	23.65	23.71	1			1	74	23.66	23.55	23.62	1		
		50	0	22.96	22.89	22.96	2			36	0	22.87	22.85	22.92	2		
		50	25	23.05	22.87	22.93	2			36	19	23.01	22.80	22.89	2		
		50	50	22.88	22.74	22.79	2			36	39	22.73	22.66	22.74	2		
		100	0	22.86	22.74	22.86	2			75	0	22.92	22.67	22.85	2		
	64QAM	1	0	22.94	22.86	22.84	2		64QAM	1	0	22.82	22.75	22.90	2		
		1	50	22.93	22.82	22.96	2			1	37	22.91	22.77	22.85	2		
		1	99	22.77	22.59	22.71	2			1	74	22.71	22.59	22.57	2		
		50	0	21.98	21.85	21.91	3			36	0	21.94	21.88	21.82	3		
		50	25	22.02	21.95	21.98	3			36	19	21.94	21.84	21.91	3		
		50	50	21.83	21.75	21.84	3			36	39	21.78	21.62	21.75	3		
		100	0	21.85	21.81	21.85	3			75	0	21.81	21.67	21.82	3		
	10M	QPSK	1	0	24.79	24.84	24.88		0	5M	QPSK	1	0	24.89	24.78	24.67	0
			1	24	24.90	24.72	24.79		0			1	12	24.83	24.80	24.64	0
			1	49	24.64	24.59	24.57		0			1	24	24.77	24.53	24.44	0
25			0	23.84	23.74	23.83	1	12	0			23.89	23.76	23.74	1		
25			12	23.91	23.76	23.84	1	12	6			23.97	23.79	23.90	1		
25			25	23.79	23.70	23.68	1	12	13			23.78	23.54	23.60	1		
50			0	23.71	23.63	23.74	1	25	0			23.71	23.60	23.63	1		
16QAM		1	0	23.80	23.67	23.73	1	16QAM	1		0	23.84	23.74	23.63	1		
		1	24	23.86	23.71	23.79	1		1		12	23.82	23.84	23.82	1		
		1	49	23.71	23.51	23.53	1		1		24	23.56	23.55	23.60	1		
		25	0	22.88	22.72	22.77	2		12		0	22.85	22.82	22.77	2		
		25	12	22.83	22.79	22.83	2		12		6	22.93	22.73	22.91	2		
		25	25	22.75	22.57	22.63	2		12		13	22.78	22.50	22.61	2		
		50	0	22.78	22.68	22.65	2		25		0	22.79	22.59	22.65	2		
64QAM		1	0	22.85	22.67	22.70	2	64QAM	1		0	22.81	22.58	22.80	2		
		1	24	22.84	22.75	22.76	2		1		12	22.78	22.82	22.81	2		
		1	49	22.62	22.46	22.50	2		1		24	22.57	22.40	22.43	2		
		25	0	21.78	21.66	21.75	3		12		0	21.77	21.64	21.81	3		
		25	12	21.87	21.69	21.93	3		12		6	21.91	21.91	21.80	3		
		25	25	21.78	21.64	21.64	3		12		13	21.75	21.57	21.59	3		
		50	0	21.73	21.79	21.53	3		25		0	21.76	21.53	21.74	3		
3M		QPSK	1	0	24.78	24.74	24.80	0	1.4M		QPSK	1	0	24.81	24.74	24.79	0
			1	7	24.82	24.77	24.85	0				1	2	24.94	24.81	24.92	0
			1	14	24.64	24.48	24.65	0				1	5	24.68	24.53	24.66	0
	8		0	23.88	23.76	23.85	1	3		0		24.97	24.67	24.78	0		
	8		3	24.02	23.80	23.90	1	3		1		24.97	24.75	24.87	0		
	8		7	23.71	23.64	23.68	1	3		3		24.80	24.72	24.70	0		
	15		0	23.75	23.63	23.74	1	6		0		23.72	23.68	23.72	1		
	16QAM	1	0	23.83	23.64	23.83	1	16QAM		1	0	23.85	23.72	23.86	1		
		1	7	23.76	23.65	23.88	1			1	2	23.80	23.78	23.72	1		
		1	14	23.70	23.39	23.68	1			1	5	23.66	23.50	23.55	1		
		8	0	22.82	22.61	22.85	2			3	0	23.75	23.75	23.79	1		
		8	3	22.84	22.75	22.79	2			3	1	23.93	23.76	23.86	1		
		8	7	22.69	22.55	22.61	2			3	3	23.65	23.59	23.66	1		
		15	0	22.73	22.77	22.69	2			6	0	22.78	22.65	22.69	2		
	64QAM	1	0	22.66	22.64	22.70	2	64QAM		1	0	22.76	22.78	22.85	2		
		1	7	22.83	22.64	22.77	2			1	2	22.81	22.80	22.70	2		
		1	14	22.56	22.44	22.52	2			1	5	22.68	22.50	22.51	2		
		8	0	21.81	21.78	21.94	3			3	0	22.76	22.65	22.94	2		
		8	3	21.86	21.81	21.80	3			3	1	22.89	22.91	22.77	2		
		8	7	21.72	21.55	21.67	3			3	3	22.76	22.63	22.59	2		
		15	0	21.79	21.54	21.73	3			6	0	21.66	21.60	21.70	3		

LTE Band 12

BW	MCS Index	RB Size	RB Offset	Low	Mid	High	3GPP MPR (dB)	BW	MCS Index	RB Size	RB Offset	Low	Mid	High	3GPP MPR (dB)		
				23060	23095	23130						23035	23095	23155			
				Channel Frequency (MHz)	704.0	707.5						711.0	Channel Frequency (MHz)	701.5		707.5	713.5
10M	QPSK	1	0	24.80	24.76	24.93	0	5M	QPSK	1	0	24.74	24.72	24.84	0		
		1	24	24.86	24.82	24.99	0			1	12	24.82	24.79	24.93	0		
		1	49	24.85	24.81	24.98	0			1	24	24.80	24.78	24.91	0		
		25	0	23.86	23.82	23.99	1			12	0	23.81	23.79	23.96	1		
		25	12	23.89	23.85	24.02	1			12	6	23.86	23.76	24.01	1		
		25	25	23.85	23.81	23.98	1			12	13	23.84	23.74	23.88	1		
	16QAM	50	0	23.86	23.82	23.99	1		25	0	23.76	23.75	23.98	1			
		1	0	23.80	23.74	23.83	1		16QAM	1	0	23.80	23.60	23.86	1		
		1	24	23.85	23.72	23.94	1			1	12	23.79	23.69	23.79	1		
		1	49	23.78	23.75	23.93	1			1	24	23.75	23.70	23.97	1		
		25	0	22.85	22.72	22.97	2			12	0	22.79	22.67	22.95	2		
		25	12	22.84	22.78	22.98	2			12	6	22.84	22.76	22.88	2		
	25	25	22.75	22.75	22.91	2	12			13	22.83	22.69	22.94	2			
	64QAM	50	0	22.79	22.82	22.99	2		25	0	22.76	22.63	22.91	2			
		64QAM	1	0	22.71	22.76	22.85		2	64QAM	1	0	22.74	22.71	22.78	2	
			1	24	22.85	22.80	22.94		2		1	12	22.72	22.71	22.87	2	
			1	49	22.75	22.72	22.94		2		1	24	22.82	22.67	22.93	2	
			25	0	21.82	21.72	21.90		3		12	0	21.73	21.80	21.94	3	
			25	12	21.84	21.78	22.01		3		12	6	21.74	21.69	21.85	3	
	25		25	21.84	21.80	21.91	3		12		13	21.79	21.79	21.93	3		
	50	0	21.85	21.73	21.89	3	25		0	21.73	21.72	21.88	3				
	3M	QPSK	1	0	24.72	24.68	24.81		0	1.4M	QPSK	1	0	24.72	24.65	24.88	0
			1	7	24.71	24.69	24.96		0			1	2	24.81	24.62	24.89	0
			1	14	24.70	24.80	24.80		0			1	5	24.74	24.75	24.80	0
8			0	23.67	23.70	23.90	1	3	0			24.81	24.66	24.92	0		
8			3	23.72	23.70	23.99	1	3	1			24.81	24.79	24.97	0		
8			7	23.82	23.73	23.84	1	3	3			24.76	24.70	24.76	0		
16QAM		15	0	23.63	23.65	23.93	1	6	0		23.72	23.70	23.81	1			
		1	0	23.54	23.54	23.77	1	16QAM	1		0	23.72	23.63	23.80	1		
		1	7	23.58	23.63	23.72	1		1		2	23.69	23.67	23.73	1		
		1	14	23.61	23.65	23.76	1		1		5	23.70	23.65	23.67	1		
		8	0	22.74	22.67	22.73	2		3		0	23.68	23.62	23.84	1		
		8	3	22.63	22.66	22.89	2		3		1	23.68	23.60	23.86	1		
8		7	22.75	22.62	22.79	2	3		3		23.63	23.58	23.84	1			
64QAM		15	0	22.67	22.67	22.65	2	6	0		22.56	22.64	22.93	2			
		64QAM	1	0	22.55	22.56	22.77	2	64QAM		1	0	22.64	22.60	22.75	2	
			1	7	22.60	22.73	22.84	2			1	2	22.63	22.57	22.82	2	
			1	14	22.70	22.72	22.71	2			1	5	22.69	22.68	22.86	2	
			8	0	21.74	21.69	21.89	3			3	0	22.63	22.68	22.92	2	
			8	3	21.64	21.69	21.85	3			3	1	22.69	22.60	22.87	2	
8			7	21.72	21.55	21.83	3	3			3	22.81	22.70	22.81	2		
15		0	21.76	21.62	21.69	3	6	0	21.72		21.67	21.69	3				

LTE Band 66

BW	MCS Index	RB Size	RB Offset	Low	Mid	High	3GPP MPR (dB)	BW	MCS Index	RB Size	RB Offset	Low	Mid	High	3GPP MPR (dB)				
				Channel	132072	132322						132572	Channel	132047		132322	132597		
				Frequency (MHz)	1720.0	1745.0						1770.0	Frequency (MHz)	1717.5		1745.0	1772.5		
20M	QPSK	1	0	25.08	25.18	24.83	0	15M	QPSK	1	0	25.16	25.03	24.79	0				
		1	50	25.06	24.91	24.71	0			1	37	25.06	24.84	24.65	0				
		1	99	25.04	24.89	24.69	0			1	74	24.97	24.81	24.60	0				
		50	0	24.09	23.94	23.74	1			36	0	24.00	23.85	23.64	1				
		50	25	24.08	23.93	23.73	1			36	19	23.99	23.89	23.71	1				
		50	50	24.11	23.96	23.76	1			36	39	24.08	23.92	23.72	1				
	100	0	24.07	23.92	23.72	1	75		0	24.01	23.92	23.68	1						
	16QAM	1	0	24.15	23.97	23.79	1		16QAM	1	0	24.13	23.96	23.73	1				
		1	50	24.05	23.91	23.61	1			1	37	23.99	23.85	23.63	1				
		1	99	24.03	23.82	23.61	1			1	74	23.98	23.76	23.58	1				
		50	0	23.02	22.91	22.74	2			36	0	22.94	22.85	22.60	2				
		50	25	23.08	22.85	22.69	2			36	19	23.03	22.89	22.56	2				
		50	50	23.07	22.93	22.67	2			36	39	23.04	22.84	22.74	2				
	100	0	23.05	22.88	22.66	2	75		0	23.04	22.80	22.66	2						
	64QAM	1	0	23.08	22.97	22.75	2		64QAM	1	0	23.06	22.92	22.68	2				
		1	50	23.01	22.82	22.63	2			1	37	22.97	22.82	22.51	2				
		1	99	23.01	22.86	22.59	2			1	74	22.95	22.76	22.52	2				
		50	0	22.04	21.87	21.66	3			36	0	22.00	21.88	21.60	3				
		50	25	22.04	21.92	21.63	3			36	19	21.98	21.82	21.60	3				
		50	50	22.06	21.94	21.68	3			36	39	22.00	21.90	21.60	3				
	100	0	22.02	21.87	21.69	3	75		0	21.93	21.79	21.62	3						
	BW	MCS Index	RB Size	RB Offset	Low	Mid	High		3GPP MPR (dB)	BW	MCS Index	RB Size	RB Offset	Low	Mid	High	3GPP MPR (dB)		
					Channel	132022	132322							132622	Channel	131997		132322	132647
					Frequency (MHz)	1715.0	1745.0							1775.0	Frequency (MHz)	1712.5		1745.0	1777.5
10M	QPSK	1	0	25.05	24.96	24.78	0	5M	QPSK	1	0	24.99	24.94	24.63	0				
		1	24	24.96	24.72	24.58	0			1	12	25.00	24.82	24.42	0				
		1	49	24.89	24.76	24.59	0			1	24	24.87	24.75	24.54	0				
		25	0	23.99	23.84	23.53	1			12	0	23.86	23.93	23.64	1				
		25	12	23.97	23.73	23.59	1			12	6	24.01	23.72	23.61	1				
		25	25	23.95	23.77	23.65	1			12	13	24.05	23.79	23.42	1				
	50	0	23.99	23.90	23.68	1	25		0	23.98	23.75	23.61	1						
	16QAM	1	0	24.06	23.91	23.63	1		16QAM	1	0	24.03	23.83	23.70	1				
		1	24	23.78	23.62	23.53	1			1	12	23.80	23.73	23.54	1				
		1	49	23.86	23.72	23.58	1			1	24	23.88	23.71	23.62	1				
		25	0	22.90	22.79	22.65	2			12	0	22.99	22.76	22.48	2				
		25	12	22.84	22.75	22.59	2			12	6	23.03	22.81	22.43	2				
		25	25	23.00	22.75	22.58	2			12	13	23.01	22.66	22.52	2				
	50	0	22.82	22.84	22.44	2	25		0	22.93	22.85	22.56	2						
	64QAM	1	0	23.07	22.87	22.56	2		64QAM	1	0	23.06	22.89	22.60	2				
		1	24	22.90	22.60	22.46	2			1	12	22.88	22.75	22.44	2				
		1	49	22.84	22.70	22.56	2			1	24	22.96	22.73	22.66	2				
		25	0	21.97	21.83	21.59	3			12	0	21.95	21.78	21.65	3				
		25	12	21.98	21.80	21.58	3			12	6	21.98	21.80	21.55	3				
		25	25	22.00	21.85	21.56	3			12	13	21.93	21.84	21.57	3				
	50	0	21.76	21.66	21.59	3	25		0	21.91	21.79	21.52	3						
	BW	MCS Index	RB Size	RB Offset	Low	Mid	High		3GPP MPR (dB)	BW	MCS Index	RB Size	RB Offset	Low	Mid	High	3GPP MPR (dB)		
					Channel	131987	132322							132657	Channel	131979		132322	132665
					Frequency (MHz)	1711.5	1745.5							1778.5	Frequency (MHz)	1710.7		1745.0	1779.3
3M	QPSK	1	0	25.04	24.79	24.74	0	1.4M	QPSK	1	0	25.04	24.79	24.64	0				
		1	7	24.93	24.83	24.54	0			1	2	24.91	24.88	24.62	0				
		1	14	24.98	24.81	24.66	0			1	5	24.97	24.66	24.52	0				
		8	0	23.91	23.83	23.57	1			3	0	24.95	24.86	24.59	0				
		8	3	23.87	23.78	23.64	1			3	1	24.98	24.87	24.69	0				
		8	7	24.09	23.76	23.69	1			3	3	24.94	24.73	24.62	0				
	15	0	24.00	23.70	23.61	1	6		0	24.05	23.73	23.58	1						
	16QAM	1	0	24.02	23.81	23.76	1		16QAM	1	0	24.06	23.86	23.73	1				
		1	7	23.91	23.71	23.53	1			1	2	23.91	23.78	23.54	1				
		1	14	23.92	23.74	23.57	1			1	5	23.77	23.73	23.51	1				
		8	0	22.98	22.80	22.50	2			3	0	23.79	23.82	23.65	1				
		8	3	22.90	22.82	22.47	2			3	1	23.91	23.71	23.60	1				
		8	7	22.90	22.69	22.55	2			3	3	23.93	23.83	23.62	1				
	15	0	22.93	22.75	22.60	2	6		0	22.82	22.77	22.58	2						
	64QAM	1	0	23.12	22.81	22.60	2		64QAM	1	0	22.94	22.89	22.65	2				
		1	7	22.95	22.81	22.46	2			1	2	22.82	22.73	22.69	2				
		1	14	22.94	22.87	22.65	2			1	5	22.73	22.82	22.53	2				
		8	0	21.88	21.79	21.64	3			3	0	22.96	22.73	22.49	2				
		8	3	22.01	21.82	21.68	3			3	1	22.98	22.74	22.54	2				
		8	7	21.85	21.75	21.58	3			3	3	23.04	22.70	22.72	2				
	15	0	21.72	21.76	21.51	3	6		0	21.87	21.82	21.55	3						

ERP Power (dBm)

LTE Band 12							
Channel Bandwidth: 1.4 MHz / QPSK							
Plane	Channel	Frequency (MHz)	Reading (dBm)	Correction Factor (dB)	ERP (dBm)	ERP (mW)	Polarization (H/V)
Z	23017	699.7	-11.56	32.719	19.01	79.60	H
	23095	707.5	-10.85	32.736	19.74	94.10	
	23173	715.3	-10.97	32.591	19.47	88.53	
	23017	699.7	-15.65	32.69	14.89	30.83	V
	23095	707.5	-15.77	32.81	14.89	30.83	
	23173	715.3	-15.91	32.74	14.68	29.38	
Channel Bandwidth: 1.4 MHz / 16QAM							
Z	23017	699.7	-11.87	32.719	18.70	74.11	H
	23095	707.5	-11.89	32.736	18.70	74.06	
	23173	715.3	-11.90	32.591	18.54	71.47	
	23017	699.7	-16.55	32.69	13.99	25.06	V
	23095	707.5	-16.84	32.81	13.82	24.10	
	23173	715.3	-16.91	32.74	13.68	23.32	
Channel Bandwidth: 1.4 MHz / 64QAM							
Z	23017	699.7	-12.69	32.719	17.88	61.36	H
	23095	707.5	-12.76	32.736	17.83	60.62	
	23173	715.3	-12.88	32.591	17.56	57.03	
	23017	699.7	-17.91	32.69	12.63	18.32	V
	23095	707.5	-17.85	32.81	12.81	19.10	
	23173	715.3	-17.94	32.74	12.65	18.41	

Note: ERP (dBm) = Reading (dBm) + Correction Factor (dB) – 2.15

LTE Band 12							
Channel Bandwidth: 3 MHz / QPSK							
Plane	Channel	Frequency (MHz)	Reading (dBm)	Correction Factor (dB)	ERP (dBm)	ERP (mW)	Polarization (H/V)
Z	23025	700.5	-10.96	32.719	19.61	91.39	H
	23095	707.5	-11.25	32.736	19.34	85.82	
	23165	714.5	-11.21	32.591	19.23	83.77	
	23025	700.5	-15.58	32.69	14.96	31.33	V
	23095	707.5	-15.74	32.81	14.92	31.05	
	23165	714.5	-15.69	32.74	14.90	30.90	
Channel Bandwidth: 3 MHz / 16QAM							
Z	23025	700.5	-11.69	32.719	18.88	77.25	H
	23095	707.5	-11.79	32.736	18.80	75.79	
	23165	714.5	-12.12	32.591	18.32	67.94	
	23025	700.5	-16.95	32.69	13.59	22.86	V
	23095	707.5	-16.55	32.81	14.11	25.76	
	23165	714.5	-16.24	32.74	14.35	27.23	
Channel Bandwidth: 3 MHz / 64QAM							
Z	23025	700.5	-12.76	32.719	17.81	60.38	H
	23095	707.5	-12.91	32.736	17.68	58.56	
	23165	714.5	-12.85	32.591	17.59	57.42	
	23025	700.5	-17.69	32.69	12.85	19.28	V
	23095	707.5	-17.98	32.81	12.68	18.54	
	23165	714.5	-17.81	32.74	12.78	18.97	

Note: ERP (dBm) = Reading (dBm) + Correction Factor (dB) – 2.15

LTE Band 12							
Channel Bandwidth: 5 MHz / QPSK							
Plane	Channel	Frequency (MHz)	Reading (dBm)	Correction Factor (dB)	ERP (dBm)	ERP (mW)	Polarization (H/V)
Z	23035	701.5	-11.23	32.719	19.34	85.88	H
	23095	707.5	-11.52	32.736	19.07	80.65	
	23155	713.5	-10.89	32.591	19.55	90.18	
	23035	701.5	-15.62	32.69	14.92	31.05	V
	23095	707.5	-15.78	32.81	14.88	30.76	
	23155	713.5	-15.91	32.74	14.68	29.38	
Channel Bandwidth: 5 MHz / 16QAM							
Z	23035	701.5	-11.99	32.719	18.58	72.09	H
	23095	707.5	-12.21	32.736	18.38	68.80	
	23155	713.5	-11.78	32.591	18.66	73.47	
	23035	701.5	-16.98	32.69	13.56	22.70	V
	23095	707.5	-16.81	32.81	13.85	24.27	
	23155	713.5	-16.78	32.74	13.81	24.04	
Channel Bandwidth: 5 MHz / 64QAM							
Z	23035	701.5	-12.89	32.719	17.68	58.60	H
	23095	707.5	-12.78	32.736	17.81	60.34	
	23155	713.5	-13.14	32.591	17.30	53.72	
	23035	701.5	-17.85	32.69	12.69	18.58	V
	23095	707.5	-17.94	32.81	12.72	18.71	
	23155	713.5	-17.81	32.74	12.78	18.97	

Note: ERP (dBm) = Reading (dBm) + Correction Factor (dB) – 2.15

LTE Band 12							
Channel Bandwidth: 10 MHz / QPSK							
Plane	Channel	Frequency (MHz)	Reading (dBm)	Correction Factor (dB)	ERP (dBm)	ERP (mW)	Polarization (H/V)
Z	23060	704.0	-10.78	32.727	19.80	95.43	H
	23095	707.5	-10.69	32.739	19.90	97.70	
	23130	711.0	-11.52	32.728	19.06	80.50	
	23060	704.0	-15.66	32.75	14.94	31.19	V
	23095	707.5	-15.91	32.81	14.75	29.85	
	23130	711.0	-15.79	32.84	14.90	30.90	
Channel Bandwidth: 10 MHz / 16QAM							
Z	23060	704.0	-11.59	32.727	18.99	79.20	H
	23095	707.5	-12.23	32.739	18.36	68.53	
	23130	711.0	-11.88	32.728	18.70	74.10	
	23060	704.0	-16.91	32.75	13.69	23.39	V
	23095	707.5	-16.81	32.81	13.85	24.27	
	23130	711.0	-17.21	32.84	13.48	22.28	
Channel Bandwidth: 10 MHz / 64QAM							
Z	23060	704.0	-12.85	32.727	17.73	59.25	H
	23095	707.5	-12.65	32.739	17.94	62.22	
	23130	711.0	-12.85	32.728	17.73	59.27	
	23060	704.0	-17.81	32.75	12.79	19.01	V
	23095	707.5	-17.89	32.81	12.77	18.92	
	23130	711.0	-18.23	32.84	12.46	17.62	

Note: ERP (dBm) = Reading (dBm) + Correction Factor (dB) – 2.15

EIRP Power (dBm)

WCDMA							
Plane	Channel	Frequency (MHz)	Reading (dBm)	Correction Factor (dB)	EIRP (dBm)	EIRP (mW)	Polarization (H/V)
X	1312	1712.4	-16.85	42.49	25.64	366.02	H
	1413	1732.6	-16.95	42.33	25.38	344.91	
	1513	1752.6	-16.91	42.10	25.19	330.37	
	1312	1712.4	-21.52	42.99	21.47	140.28	V
	1413	1732.6	-21.55	42.74	21.19	131.52	
	1513	1752.6	-21.14	42.21	21.07	127.94	

Note: EIRP (dBm) = Reading (dBm) + Correction Factor (dB)

LTE Band 4							
Channel Bandwidth: 1.4 MHz / QPSK							
Plane	Channel	Frequency (MHz)	Reading (dBm)	Correction Factor (dB)	EIRP (dBm)	EIRP (mW)	Polarization (H/V)
X	19957	1710.7	-16.19	42.49	26.30	426.09	H
	20175	1732.5	-16.12	42.33	26.21	417.54	
	20393	1754.3	-15.86	42.10	26.24	420.73	
	19957	1710.7	-18.72	42.99	24.27	267.30	V
	20175	1732.5	-18.54	42.74	24.20	263.03	
	20393	1754.3	-17.98	42.21	24.23	264.85	
Channel Bandwidth: 1.4 MHz / 16QAM							
X	19957	1710.7	-17.20	42.49	25.29	337.68	H
	20175	1732.5	-17.13	42.33	25.20	330.90	
	20393	1754.3	-16.87	42.10	25.23	333.43	
	19957	1710.7	-19.73	42.99	23.26	211.84	V
	20175	1732.5	-19.55	42.74	23.19	208.45	
	20393	1754.3	-18.99	42.21	23.22	209.89	
Channel Bandwidth: 1.4 MHz / 64QAM							
X	19957	1710.7	-18.20	42.49	24.29	268.23	H
	20175	1732.5	-18.13	42.33	24.20	262.85	
	20393	1754.3	-17.88	42.10	24.22	264.24	
	19957	1710.7	-20.74	42.99	22.25	167.88	V
	20175	1732.5	-20.56	42.74	22.18	165.20	
	20393	1754.3	-19.99	42.21	22.22	166.72	

Note: EIRP (dBm) = Reading (dBm) + Correction Factor (dB)

LTE Band 4							
Channel Bandwidth: 3 MHz / QPSK							
Plane	Channel	Frequency (MHz)	Reading (dBm)	Correction Factor (dB)	EIRP (dBm)	EIRP (mW)	Polarization (H/V)
X	19965	1711.5	-16.15	42.49	26.34	430.03	H
	20175	1732.5	-16.08	42.33	26.25	421.41	
	20385	1753.5	-15.82	42.10	26.28	424.62	
	19965	1711.5	-18.69	42.99	24.30	269.15	V
	20175	1732.5	-18.49	42.74	24.25	266.07	
	20385	1753.5	-17.94	42.21	24.27	267.30	
Channel Bandwidth: 3 MHz / 16QAM							
X	19965	1711.5	-17.16	42.49	25.33	340.80	H
	20175	1732.5	-17.09	42.33	25.24	333.96	
	20385	1753.5	-16.83	42.10	25.27	336.51	
	19965	1711.5	-19.70	42.99	23.29	213.30	V
	20175	1732.5	-19.50	42.74	23.24	210.86	
	20385	1753.5	-18.94	42.21	23.27	212.32	
Channel Bandwidth: 3 MHz / 64QAM							
X	19965	1711.5	-18.17	42.49	24.32	270.08	H
	20175	1732.5	-18.10	42.33	24.23	264.67	
	20385	1753.5	-17.84	42.10	24.26	266.69	
	19965	1711.5	-20.71	42.99	22.28	169.04	V
	20175	1732.5	-20.51	42.74	22.23	167.11	
	20385	1753.5	-19.95	42.21	22.26	168.27	

Note: EIRP (dBm) = Reading (dBm) + Correction Factor (dB)

LTE Band 4							
Channel Bandwidth: 5 MHz / QPSK							
Plane	Channel	Frequency (MHz)	Reading (dBm)	Correction Factor (dB)	EIRP (dBm)	EIRP (mW)	Polarization (H/V)
X	19975	1712.5	-16.11	42.49	26.38	434.01	H
	20175	1732.5	-16.04	42.33	26.29	425.30	
	20375	1752.5	-15.78	42.10	26.32	428.55	
	19975	1712.5	-18.65	42.99	24.34	271.64	V
	20175	1732.5	-18.45	42.74	24.29	268.53	
	20375	1752.5	-17.90	42.21	24.31	269.77	
Channel Bandwidth: 5 MHz / 16QAM							
X	19975	1712.5	-17.11	42.49	25.38	344.75	H
	20175	1732.5	-17.05	42.33	25.28	337.05	
	20375	1752.5	-16.78	42.10	25.32	340.41	
	19975	1712.5	-19.66	42.99	23.33	215.28	V
	20175	1732.5	-19.46	42.74	23.28	212.81	
	20375	1752.5	-18.91	42.21	23.30	213.80	
Channel Bandwidth: 5 MHz / 64QAM							
X	19975	1712.5	-18.12	42.49	24.37	273.21	H
	20175	1732.5	-18.06	42.33	24.27	267.12	
	20375	1752.5	-17.79	42.10	24.31	269.77	
	19975	1712.5	-20.67	42.99	22.32	170.61	V
	20175	1732.5	-20.47	42.74	22.27	168.66	
	20375	1752.5	-19.92	42.21	22.29	169.43	

Note: EIRP (dBm) = Reading (dBm) + Correction Factor (dB)

LTE Band 4							
Channel Bandwidth: 10 MHz / QPSK							
Plane	Channel	Frequency (MHz)	Reading (dBm)	Correction Factor (dB)	EIRP (dBm)	EIRP (mW)	Polarization (H/V)
X	20000	1715.0	-16.08	42.49	26.41	437.02	H
	20175	1732.5	-16.00	42.33	26.33	429.24	
	20350	1750.0	-15.74	42.10	26.36	432.51	
	20000	1715.0	-18.61	42.99	24.38	274.16	V
	20175	1732.5	-18.41	42.74	24.33	271.02	
	20350	1750.0	-17.86	42.21	24.35	272.27	
Channel Bandwidth: 10 MHz / 16QAM							
X	20000	1715.0	-17.09	42.49	25.40	346.34	H
	20175	1732.5	-17.01	42.33	25.32	340.17	
	20350	1750.0	-16.75	42.10	25.35	342.77	
	20000	1715.0	-19.62	42.99	23.37	217.27	V
	20175	1732.5	-19.42	42.74	23.32	214.78	
	20350	1750.0	-18.87	42.21	23.34	215.77	
Channel Bandwidth: 10 MHz / 64QAM							
X	20000	1715.0	-18.09	42.49	24.40	275.11	H
	20175	1732.5	-18.01	42.33	24.32	270.21	
	20350	1750.0	-17.76	42.10	24.34	271.64	
	20000	1715.0	-20.63	42.99	22.36	172.19	V
	20175	1732.5	-20.42	42.74	22.32	170.61	
	20350	1750.0	-19.87	42.21	22.34	171.40	

Note: EIRP (dBm) = Reading (dBm) + Correction Factor (dB)

LTE Band 4							
Channel Bandwidth: 15 MHz / QPSK							
Plane	Channel	Frequency (MHz)	Reading (dBm)	Correction Factor (dB)	EIRP (dBm)	EIRP (mW)	Polarization (H/V)
X	20025	1717.5	-16.04	42.49	26.45	441.06	H
	20175	1732.5	-15.96	42.33	26.37	433.21	
	20325	1747.5	-15.70	42.10	26.40	436.52	
	20025	1717.5	-18.57	42.99	24.42	276.69	V
	20175	1732.5	-18.37	42.74	24.37	273.53	
	20325	1747.5	-17.83	42.21	24.38	274.16	
Channel Bandwidth: 15 MHz / 16QAM							
X	20025	1717.5	-17.05	42.49	25.44	349.54	H
	20175	1732.5	-16.97	42.33	25.36	343.32	
	20325	1747.5	-16.70	42.10	25.40	346.74	
	20025	1717.5	-19.58	42.99	23.41	219.28	V
	20175	1732.5	-19.38	42.74	23.36	216.77	
	20325	1747.5	-18.83	42.21	23.38	217.77	
Channel Bandwidth: 15 MHz / 64QAM							
X	20025	1717.5	-18.05	42.49	24.44	277.65	H
	20175	1732.5	-17.98	42.33	24.35	272.08	
	20325	1747.5	-17.71	42.10	24.39	274.79	
	20025	1717.5	-20.59	42.99	22.40	173.78	V
	20175	1732.5	-20.39	42.74	22.35	171.79	
	20325	1747.5	-19.84	42.21	22.37	172.58	

Note: EIRP (dBm) = Reading (dBm) + Correction Factor (dB)

LTE Band 4							
Channel Bandwidth: 20 MHz / QPSK							
Plane	Channel	Frequency (MHz)	Reading (dBm)	Correction Factor (dB)	EIRP (dBm)	EIRP (mW)	Polarization (H/V)
X	20050	1720.0	-16.00	42.49	26.49	445.14	H
	20175	1732.5	-15.92	42.33	26.41	437.22	
	20300	1745.0	-15.66	42.10	26.44	440.55	
	20050	1720.0	-18.53	42.99	24.46	279.25	V
	20175	1732.5	-18.34	42.74	24.40	275.42	
	20300	1745.0	-17.79	42.21	24.42	276.69	
Channel Bandwidth: 20 MHz / 16QAM							
X	20050	1720.0	-17.00	42.49	25.49	353.59	H
	20175	1732.5	-16.93	42.33	25.40	346.50	
	20300	1745.0	-16.66	42.10	25.44	349.95	
	20050	1720.0	-19.54	42.99	23.45	221.31	V
	20175	1732.5	-19.35	42.74	23.39	218.27	
	20300	1745.0	-18.80	42.21	23.41	219.28	
Channel Bandwidth: 20 MHz / 64QAM							
X	20050	1720.0	-18.01	42.49	24.48	280.22	H
	20175	1732.5	-17.94	42.33	24.39	274.60	
	20300	1745.0	-17.67	42.10	24.43	277.33	
	20050	1720.0	-20.55	42.99	22.44	175.39	V
	20175	1732.5	-20.36	42.74	22.38	172.98	
	20300	1745.0	-19.81	42.21	22.40	173.78	

Note: EIRP (dBm) = Reading (dBm) + Correction Factor (dB)

LTE Band 66							
Channel Bandwidth: 1.4 MHz / QPSK							
Plane	Channel	Frequency (MHz)	Reading (dBm)	Correction Factor (dB)	EIRP (dBm)	EIRP (mW)	Polarization (H/V)
X	131979	1710.7	-10.09	36.45	26.36	432.51	H
	132322	1745.0	-10.38	36.80	26.42	438.43	
	132665	1779.3	-10.73	36.94	26.21	418.12	
	131979	1710.7	-15.92	37.28	21.36	136.68	V
	132322	1745.0	-16.19	37.63	21.44	139.32	
	132665	1779.3	-16.41	37.64	21.23	132.74	
Channel Bandwidth: 1.4 MHz / 16QAM							
X	131979	1710.7	-11.10	36.45	25.35	342.77	H
	132322	1745.0	-11.38	36.80	25.42	348.26	
	132665	1779.3	-11.74	36.94	25.20	331.36	
	131979	1710.7	-16.93	37.28	20.35	108.32	V
	132322	1745.0	-17.20	37.63	20.43	110.41	
	132665	1779.3	-17.42	37.64	20.22	105.20	
Channel Bandwidth: 1.4 MHz / 64QAM							
X	131979	1710.7	-12.11	36.45	24.34	271.64	H
	132322	1745.0	-12.39	36.80	24.41	275.99	
	132665	1779.3	-12.75	36.94	24.19	262.60	
	131979	1710.7	-17.94	37.28	19.34	85.84	V
	132322	1745.0	-18.21	37.63	19.42	87.50	
	132665	1779.3	-18.43	37.64	19.21	83.37	

Note: EIRP (dBm) = Reading (dBm) + Correction Factor (dB)

LTE Band 66							
Channel Bandwidth: 3 MHz / QPSK							
Plane	Channel	Frequency (MHz)	Reading (dBm)	Correction Factor (dB)	EIRP (dBm)	EIRP (mW)	Polarization (H/V)
X	131987	1711.5	-10.05	36.45	26.40	436.52	H
	132322	1745.0	-10.34	36.80	26.46	442.49	
	132657	1778.5	-10.69	36.94	26.25	421.99	
	131987	1711.5	-15.88	37.28	21.40	137.94	V
	132322	1745.0	-16.15	37.63	21.48	140.60	
	132657	1778.5	-16.37	37.64	21.27	133.97	
Channel Bandwidth: 3 MHz / 16QAM							
X	131987	1711.5	-11.06	36.45	25.39	345.94	H
	132322	1745.0	-11.35	36.80	25.45	350.67	
	132657	1778.5	-11.70	36.94	25.24	334.43	
	131987	1711.5	-16.88	37.28	20.40	109.57	V
	132322	1745.0	-17.15	37.63	20.48	111.69	
	132657	1778.5	-17.37	37.64	20.27	106.41	
Channel Bandwidth: 3 MHz / 64QAM							
X	131987	1711.5	-12.07	36.45	24.38	274.16	H
	132322	1745.0	-12.36	36.80	24.44	277.91	
	132657	1778.5	-12.71	36.94	24.23	265.03	
	131987	1711.5	-17.89	37.28	19.39	86.84	V
	132322	1745.0	-18.16	37.63	19.47	88.51	
	132657	1778.5	-18.37	37.64	19.27	84.53	

Note: EIRP (dBm) = Reading (dBm) + Correction Factor (dB)

LTE Band 66							
Channel Bandwidth: 5 MHz / QPSK							
Plane	Channel	Frequency (MHz)	Reading (dBm)	Correction Factor (dB)	EIRP (dBm)	EIRP (mW)	Polarization (H/V)
X	131997	1712.5	-10.02	36.45	26.43	439.54	H
	132322	1745.0	-10.30	36.80	26.50	446.58	
	132647	1777.5	-10.65	36.94	26.29	425.50	
	131997	1712.5	-15.84	37.28	21.44	139.22	V
	132322	1745.0	-16.12	37.63	21.51	141.58	
	132647	1777.5	-16.33	37.64	21.31	135.21	
Channel Bandwidth: 5 MHz / 16QAM							
X	131997	1712.5	-11.02	36.45	25.43	349.14	H
	132322	1745.0	-11.30	36.80	25.50	354.73	
	132647	1777.5	-11.65	36.94	25.29	338.30	
	131997	1712.5	-16.84	37.28	20.44	110.59	V
	132322	1745.0	-17.13	37.63	20.50	112.20	
	132647	1777.5	-17.34	37.64	20.30	107.15	
Channel Bandwidth: 5 MHz / 64QAM							
X	131997	1712.5	-12.03	36.45	24.42	276.69	H
	132322	1745.0	-12.31	36.80	24.49	281.13	
	132647	1777.5	-12.65	36.94	24.29	268.72	
	131997	1712.5	-17.85	37.28	19.43	87.64	V
	132322	1745.0	-18.14	37.63	19.49	88.92	
	132647	1777.5	-18.35	37.64	19.29	84.92	

Note: EIRP (dBm) = Reading (dBm) + Correction Factor (dB)

LTE Band 66							
Channel Bandwidth: 10 MHz / QPSK							
Plane	Channel	Frequency (MHz)	Reading (dBm)	Correction Factor (dB)	EIRP (dBm)	EIRP (mW)	Polarization (H/V)
X	132022	1715.0	-10.17	36.64	26.47	443.61	H
	132322	1745.0	-10.27	36.80	26.53	449.26	
	132622	1775.0	-10.47	36.80	26.33	429.54	
	132022	1715.0	-15.96	37.44	21.48	140.57	V
	132322	1745.0	-16.08	37.63	21.55	142.86	
	132622	1775.0	-16.29	37.64	21.35	136.30	
Channel Bandwidth: 10 MHz / 16QAM							
X	132022	1715.0	-11.18	36.64	25.46	351.56	H
	132322	1745.0	-11.27	36.80	25.53	356.86	
	132622	1775.0	-11.47	36.80	25.33	341.19	
	132022	1715.0	-16.97	37.44	20.47	111.40	V
	132322	1745.0	-17.09	37.63	20.54	113.21	
	132622	1775.0	-17.30	37.64	20.34	108.02	
Channel Bandwidth: 10 MHz / 64QAM							
X	132022	1715.0	-12.19	36.64	24.45	278.61	H
	132322	1745.0	-12.28	36.80	24.52	282.81	
	132622	1775.0	-12.48	36.80	24.32	270.40	
	132022	1715.0	-17.98	37.44	19.46	88.29	V
	132322	1745.0	-18.09	37.63	19.54	89.93	
	132622	1775.0	-18.30	37.64	19.34	85.80	

Note: EIRP (dBm) = Reading (dBm) + Correction Factor (dB)

LTE Band 66							
Channel Bandwidth: 15 MHz / QPSK							
Plane	Channel	Frequency (MHz)	Reading (dBm)	Correction Factor (dB)	EIRP (dBm)	EIRP (mW)	Polarization (H/V)
X	132047	1717.5	-9.94	36.45	26.51	447.71	H
	132322	1745.0	-10.23	36.80	26.57	453.84	
	132597	1772.5	-10.58	36.94	26.36	432.81	
	132047	1717.5	-15.76	37.28	21.52	141.81	V
	132322	1745.0	-16.04	37.63	21.59	144.21	
	132597	1772.5	-16.25	37.64	21.39	137.72	
Channel Bandwidth: 15 MHz / 16QAM							
X	132047	1717.5	-10.95	36.45	25.50	354.81	H
	132322	1745.0	-11.23	36.80	25.57	360.50	
	132597	1772.5	-11.59	36.94	25.35	343.00	
	132047	1717.5	-16.77	37.28	20.51	112.38	V
	132322	1745.0	-17.05	37.63	20.58	114.29	
	132597	1772.5	-17.26	37.64	20.38	109.14	
Channel Bandwidth: 15 MHz / 64QAM							
X	132047	1717.5	-11.96	36.45	24.49	281.19	H
	132322	1745.0	-12.24	36.80	24.56	285.69	
	132597	1772.5	-12.60	36.94	24.34	271.83	
	132047	1717.5	-17.78	37.28	19.50	89.06	V
	132322	1745.0	-18.06	37.63	19.57	90.57	
	132597	1772.5	-18.26	37.64	19.38	86.70	

Note: EIRP (dBm) = Reading (dBm) + Correction Factor (dB)

LTE Band 66							
Channel Bandwidth: 20 MHz / QPSK							
Plane	Channel	Frequency (MHz)	Reading (dBm)	Correction Factor (dB)	EIRP (dBm)	EIRP (mW)	Polarization (H/V)
X	132072	1720.0	-9.90	36.45	26.55	451.86	H
	132322	1745.0	-10.19	36.80	26.61	458.04	
	132572	1770.0	-10.54	36.94	26.40	436.82	
	132072	1720.0	-15.72	37.28	21.56	143.12	V
	132322	1745.0	-16.00	37.63	21.63	145.55	
	132572	1770.0	-16.21	37.64	21.43	139.00	
Channel Bandwidth: 20 MHz / 16QAM							
X	132072	1720.0	-10.91	36.45	25.54	358.10	H
	132322	1745.0	-11.20	36.80	25.60	362.99	
	132572	1770.0	-11.55	36.94	25.39	346.18	
	132072	1720.0	-16.73	37.28	20.55	113.42	V
	132322	1745.0	-17.01	37.63	20.62	115.35	
	132572	1770.0	-17.21	37.64	20.43	110.41	
Channel Bandwidth: 20 MHz / 64QAM							
X	132072	1720.0	-11.92	36.45	24.53	283.79	H
	132322	1745.0	-12.21	36.80	24.59	287.67	
	132572	1770.0	-12.56	36.94	24.38	274.35	
	132072	1720.0	-17.74	37.28	19.54	89.89	V
	132322	1745.0	-18.01	37.63	19.62	91.62	
	132572	1770.0	-18.22	37.64	19.42	87.50	

Note: EIRP (dBm) = Reading (dBm) + Correction Factor (dB)

4.2 Modulation Characteristics Measurement

4.2.1 Limits of Modulation Characteristics

N/A

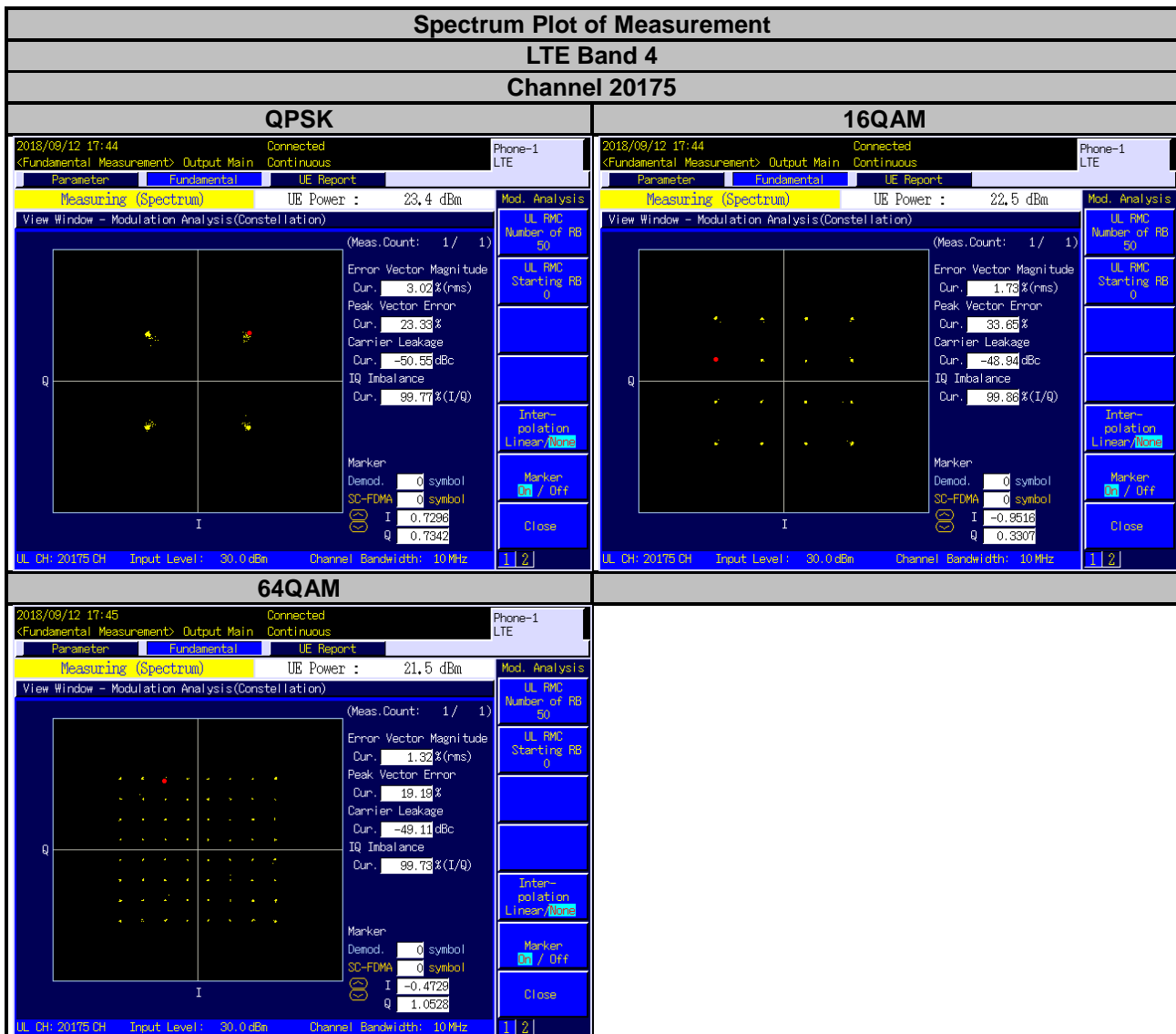
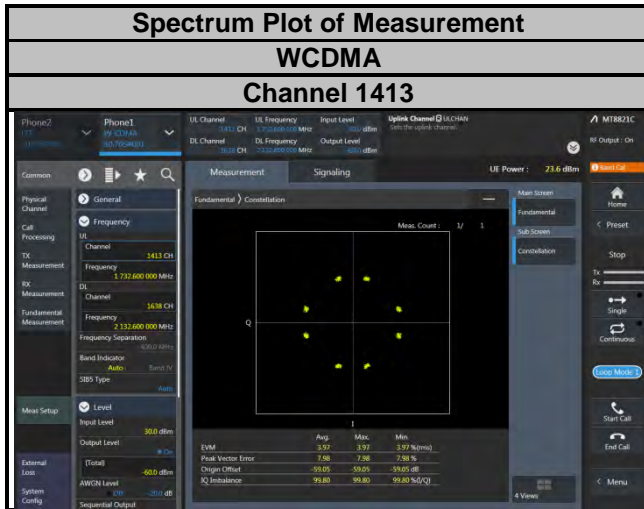
4.2.2 Test Setup



4.2.3 Test Procedure

Connect the EUT to Communication Simulator via the antenna connector. The frequency band is set as EUT supported Modulation and Channels, the EUT output is matched with 50 ohm load, the waveform quality and constellation of the EUT was tested.

4.2.4 Test Results



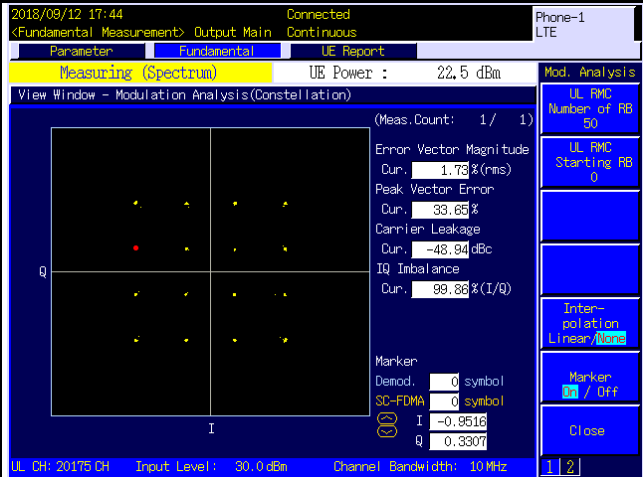
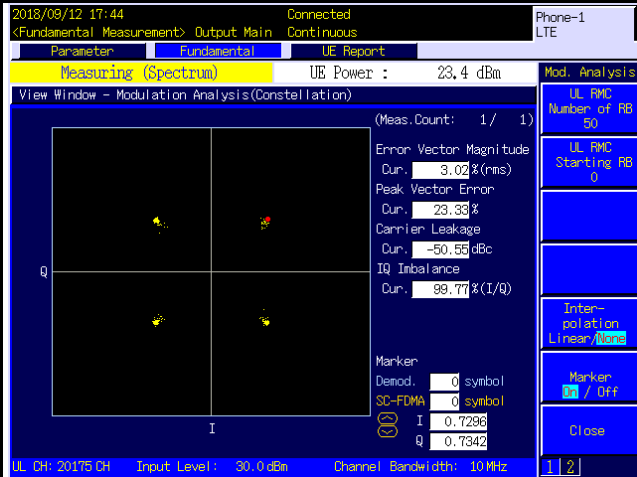
Spectrum Plot of Measurement

LTE Band 12

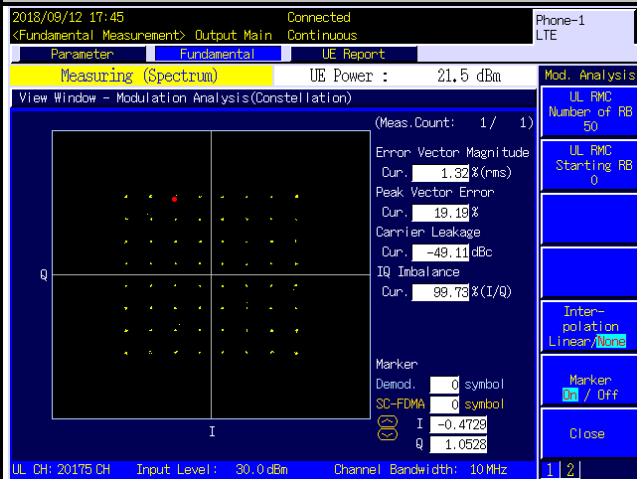
Channel 23095

QPSK

16QAM



64QAM



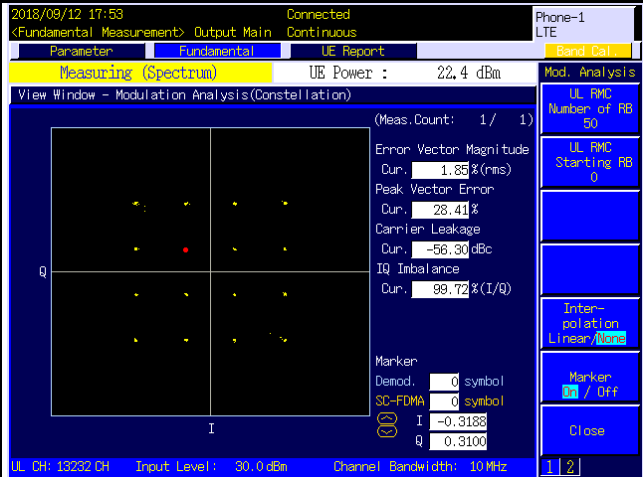
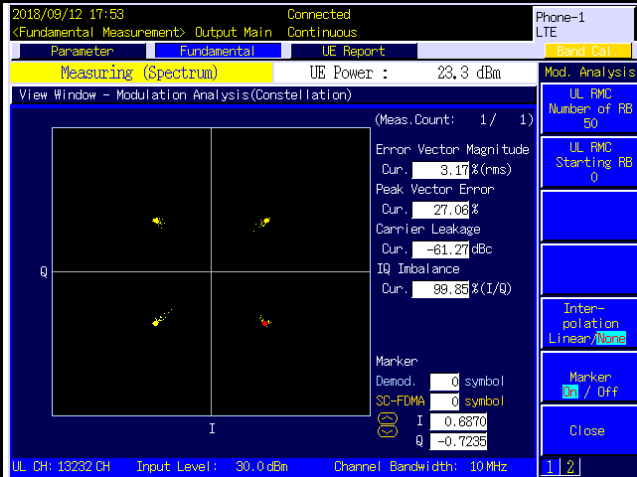
Spectrum Plot of Measurement

LTE Band 66

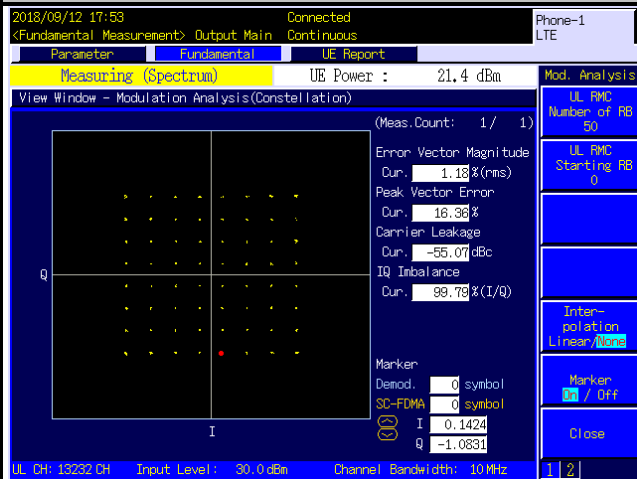
Channel 132322

QPSK

16QAM



64QAM



4.3 Frequency Stability Measurement

4.3.1 Limits of Frequency Stability Measurement

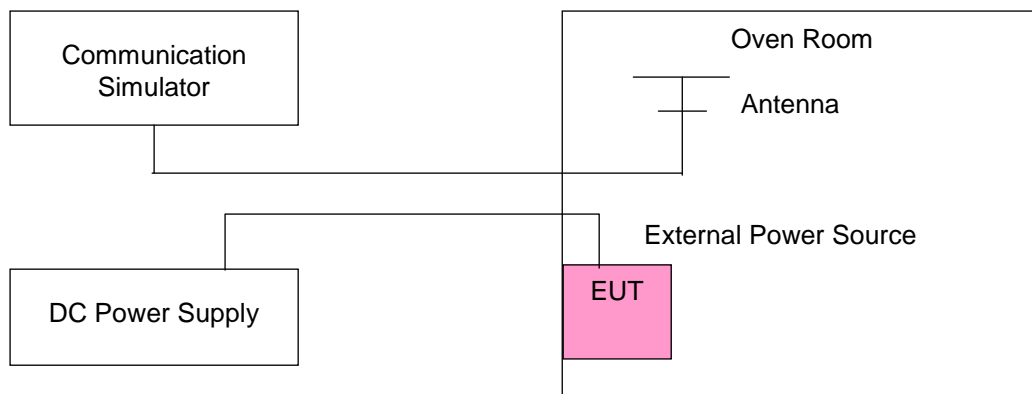
The frequency stability shall be sufficient to ensure that the fundamental emissions stay within the authorized bands of operation.

4.3.2 Test Procedure

- Device is placed at the oven room. The oven room could control the temperatures and humidity. Power warm up is at least 15 min and power applied should perform before recording frequency error.
- EUT is connected the external power supply to control the DC input power. The test voltage range is from minimum to maximum working voltage. Each step shall be record the frequency error rate.
- The temperature range step is 10 degrees in this test items. All temperature levels shall be hold the ± 0.5 °C during the measurement testing. The each temperature step shall be at least 0.5 hours, consider the EUT could be test under the stability condition.

Note: The frequency error was recorded frequency error from the communication simulator.

4.3.3 Test Setup



4.3.4 Test Results

Frequency Error vs. Voltage

Voltage (Volts)	WCDMA				Limit (ppm)
	Low Channel		High Channel		
	Frequency (MHz)	Frequency Error (ppm)	Frequency (MHz)	Frequency Error (ppm)	
3.8	1712.400002	0.001	1752.600002	0.001	2.5
3.23	1712.400003	0.002	1752.600003	0.002	2.5
4.37	1712.400002	0.001	1752.600002	0.001	2.5

Note: The applicant defined the normal working voltage of the battery is from 3.23 Vdc to 4.37 Vdc.

Frequency Error vs. Temperature

Temp. (°C)	WCDMA				Limit (ppm)
	Low Channel		High Channel		
	Frequency (MHz)	Frequency Error (ppm)	Frequency (MHz)	Frequency Error (ppm)	
-30	1712.400002	0.001	1752.600001	0.001	2.5
-20	1712.400002	0.001	1752.600002	0.001	2.5
-10	1712.400002	0.001	1752.600004	0.002	2.5
0	1712.400004	0.002	1752.600003	0.002	2.5
10	1712.400002	0.001	1752.600002	0.001	2.5
20	1712.399998	-0.001	1752.599998	-0.001	2.5
30	1712.399998	-0.001	1752.599997	-0.002	2.5
40	1712.399996	-0.002	1752.599997	-0.002	2.5
50	1712.399998	-0.001	1752.599998	-0.001	2.5
60	1712.399997	-0.002	1752.599998	-0.001	2.5

Frequency Error vs. Voltage

Voltage (Volts)	LTE Band 4				Limit (ppm)
	Channel Bandwidth: 1.4 MHz				
	Low Channel		High Channel		
	Frequency (MHz)	Frequency Error (ppm)	Frequency (MHz)	Frequency Error (ppm)	
3.8	1710.700004	0.002	1754.300004	0.002	2.5
3.23	1710.700001	0.001	1754.300004	0.002	2.5
4.37	1710.700003	0.002	1754.300003	0.002	2.5

Note: The applicant defined the normal working voltage of the battery is from 3.23 Vdc to 4.37 Vdc.

Frequency Error vs. Temperature

Temp. (°C)	LTE Band 4				Limit (ppm)
	Channel Bandwidth: 1.4 MHz				
	Low Channel		High Channel		
	Frequency (MHz)	Frequency Error (ppm)	Frequency (MHz)	Frequency Error (ppm)	
-30	1710.700003	0.001	1754.300003	0.002	2.5
-20	1710.700004	0.002	1754.300003	0.002	2.5
-10	1710.700001	0.001	1754.300003	0.001	2.5
0	1710.700004	0.002	1754.300001	0.001	2.5
10	1710.700002	0.001	1754.300002	0.001	2.5
20	1710.699997	-0.002	1754.299997	-0.002	2.5
30	1710.699999	-0.001	1754.299999	-0.001	2.5
40	1710.699998	-0.001	1754.299998	-0.001	2.5
50	1710.699999	-0.001	1754.299998	-0.001	2.5
60	1710.699996	-0.002	1754.299996	-0.002	2.5

Frequency Error vs. Voltage

Voltage (Volts)	LTE Band 4				Limit (ppm)
	Channel Bandwidth: 3 MHz				
	Low Channel		High Channel		
	Frequency (MHz)	Frequency Error (ppm)	Frequency (MHz)	Frequency Error (ppm)	
3.8	1711.500003	0.002	1753.500004	0.002	2.5
3.23	1711.500002	0.001	1753.500004	0.002	2.5
4.37	1711.500001	0.001	1753.500002	0.001	2.5

Note: The applicant defined the normal working voltage of the battery is from 3.23 Vdc to 4.37 Vdc.

Frequency Error vs. Temperature

Temp. (°C)	LTE Band 4				Limit (ppm)
	Channel Bandwidth: 3 MHz				
	Low Channel		High Channel		
	Frequency (MHz)	Frequency Error (ppm)	Frequency (MHz)	Frequency Error (ppm)	
-30	1711.500004	0.002	1753.500003	0.002	2.5
-20	1711.500001	0.001	1753.500003	0.001	2.5
-10	1711.500002	0.001	1753.500001	0.001	2.5
0	1711.500004	0.002	1753.500003	0.002	2.5
10	1711.500003	0.002	1753.500004	0.002	2.5
20	1711.499998	-0.001	1753.499997	-0.002	2.5
30	1711.499998	-0.001	1753.499997	-0.002	2.5
40	1711.499997	-0.002	1753.499998	-0.001	2.5
50	1711.499998	-0.001	1753.499997	-0.002	2.5
60	1711.499999	-0.001	1753.499999	-0.001	2.5

Frequency Error vs. Voltage

Voltage (Volts)	LTE Band 4				Limit (ppm)
	Channel Bandwidth: 5 MHz				
	Low Channel		High Channel		
	Frequency (MHz)	Frequency Error (ppm)	Frequency (MHz)	Frequency Error (ppm)	
3.8	1712.500002	0.001	1752.500004	0.002	2.5
3.23	1712.500004	0.002	1752.500004	0.002	2.5
4.37	1712.500001	0.001	1752.500002	0.001	2.5

Note: The applicant defined the normal working voltage of the battery is from 3.23 Vdc to 4.37 Vdc.

Frequency Error vs. Temperature

Temp. (°C)	LTE Band 4				Limit (ppm)
	Channel Bandwidth: 5 MHz				
	Low Channel		High Channel		
	Frequency (MHz)	Frequency Error (ppm)	Frequency (MHz)	Frequency Error (ppm)	
-30	1712.500002	0.001	1752.500002	0.001	2.5
-20	1712.500001	0.001	1752.500001	0.001	2.5
-10	1712.500003	0.002	1752.500004	0.002	2.5
0	1712.500002	0.001	1752.500003	0.002	2.5
10	1712.500003	0.002	1752.500004	0.002	2.5
20	1712.499998	-0.001	1752.499997	-0.001	2.5
30	1712.499998	-0.001	1752.499998	-0.001	2.5
40	1712.499997	-0.002	1752.499997	-0.002	2.5
50	1712.499997	-0.002	1752.499997	-0.002	2.5
60	1712.499998	-0.001	1752.499999	-0.001	2.5

Frequency Error vs. Voltage

Voltage (Volts)	LTE Band 4				Limit (ppm)
	Channel Bandwidth: 10 MHz				
	Low Channel		High Channel		
	Frequency (MHz)	Frequency Error (ppm)	Frequency (MHz)	Frequency Error (ppm)	
3.8	1715.000004	0.002	1750.000001	0.001	2.5
3.23	1715.000004	0.002	1750.000003	0.002	2.5
4.37	1715.000003	0.002	1750.000001	0.001	2.5

Note: The applicant defined the normal working voltage of the battery is from 3.23 Vdc to 4.37 Vdc.

Frequency Error vs. Temperature

Temp. (°C)	LTE Band 4				Limit (ppm)
	Channel Bandwidth: 10 MHz				
	Low Channel		High Channel		
	Frequency (MHz)	Frequency Error (ppm)	Frequency (MHz)	Frequency Error (ppm)	
-30	1715.000002	0.001	1750.000004	0.002	2.5
-20	1715.000002	0.001	1750.000003	0.002	2.5
-10	1715.000001	0.001	1750.000004	0.002	2.5
0	1715.000003	0.002	1750.000001	0.001	2.5
10	1715.000003	0.002	1750.000003	0.002	2.5
20	1714.999996	-0.002	1749.999997	-0.002	2.5
30	1714.999997	-0.002	1749.999998	-0.001	2.5
40	1714.999999	-0.001	1749.999997	-0.002	2.5
50	1714.999997	-0.002	1749.999997	-0.002	2.5
60	1714.999997	-0.002	1749.999997	-0.002	2.5

Frequency Error vs. Voltage

Voltage (Volts)	LTE Band 4				Limit (ppm)
	Channel Bandwidth: 15 MHz				
	Low Channel		High Channel		
	Frequency (MHz)	Frequency Error (ppm)	Frequency (MHz)	Frequency Error (ppm)	
3.8	1717.500003	0.002	1747.500002	0.001	2.5
3.23	1717.500001	0.001	1747.500003	0.002	2.5
4.37	1717.500001	0.001	1747.500002	0.001	2.5

Note: The applicant defined the normal working voltage of the battery is from 3.23 Vdc to 4.37 Vdc.

Frequency Error vs. Temperature

Temp. (°C)	LTE Band 4				Limit (ppm)
	Channel Bandwidth: 15 MHz				
	Low Channel		High Channel		
	Frequency (MHz)	Frequency Error (ppm)	Frequency (MHz)	Frequency Error (ppm)	
-30	1717.500002	0.001	1747.500004	0.002	2.5
-20	1717.500003	0.002	1747.500001	0.001	2.5
-10	1717.500003	0.002	1747.500003	0.002	2.5
0	1717.500003	0.002	1747.500002	0.001	2.5
10	1717.500002	0.001	1747.500002	0.001	2.5
20	1717.499997	-0.002	1747.499996	-0.002	2.5
30	1717.499998	-0.001	1747.499997	-0.002	2.5
40	1717.499998	-0.001	1747.499996	-0.002	2.5
50	1717.499999	-0.001	1747.499999	-0.001	2.5
60	1717.499997	-0.002	1747.499999	-0.001	2.5

Frequency Error vs. Voltage

Voltage (Volts)	LTE Band 4				Limit (ppm)
	Channel Bandwidth: 20 MHz				
	Low Channel		High Channel		
	Frequency (MHz)	Frequency Error (ppm)	Frequency (MHz)	Frequency Error (ppm)	
3.8	1720.000003	0.002	1745.000002	0.001	2.5
3.23	1720.000003	0.002	1745.000003	0.002	2.5
4.37	1720.000003	0.002	1745.000003	0.002	2.5

Note: The applicant defined the normal working voltage of the battery is from 3.23 Vdc to 4.37 Vdc.

Frequency Error vs. Temperature

Temp. (°C)	LTE Band 4				Limit (ppm)
	Channel Bandwidth: 20 MHz				
	Low Channel		High Channel		
	Frequency (MHz)	Frequency Error (ppm)	Frequency (MHz)	Frequency Error (ppm)	
-30	1720.000002	0.001	1745.000002	0.001	2.5
-20	1720.000003	0.002	1745.000003	0.001	2.5
-10	1720.000004	0.002	1745.000002	0.001	2.5
0	1720.000002	0.001	1745.000003	0.001	2.5
10	1720.000003	0.002	1745.000002	0.001	2.5
20	1719.999997	-0.002	1744.999997	-0.002	2.5
30	1719.999997	-0.002	1744.999998	-0.001	2.5
40	1719.999998	-0.001	1744.999998	-0.001	2.5
50	1719.999999	-0.001	1744.999998	-0.001	2.5
60	1719.999997	-0.002	1744.999997	-0.002	2.5

Frequency Error vs. Voltage

Voltage (Volts)	LTE Band 12				Limit (ppm)
	Channel Bandwidth: 1.4 MHz				
	Low Channel		High Channel		
	Frequency (MHz)	Frequency Error (ppm)	Frequency (MHz)	Frequency Error (ppm)	
3.8	699.700001	0.001	715.300002	0.003	2.5
3.23	699.700003	0.005	715.300001	0.002	2.5
4.37	699.700002	0.003	715.300003	0.004	2.5

Note: The applicant defined the normal working voltage of the battery is from 3.23 Vdc to 4.37 Vdc.

Frequency Error vs. Temperature

Temp. (°C)	LTE Band 12				Limit (ppm)
	Channel Bandwidth: 1.4 MHz				
	Low Channel		High Channel		
	Frequency (MHz)	Frequency Error (ppm)	Frequency (MHz)	Frequency Error (ppm)	
-30	699.700004	0.005	715.300002	0.003	2.5
-20	699.700002	0.003	715.300003	0.004	2.5
-10	699.700003	0.004	715.300003	0.004	2.5
0	699.700001	0.002	715.300003	0.004	2.5
10	699.700003	0.004	715.300002	0.003	2.5
20	699.699999	-0.001	715.299999	-0.002	2.5
30	699.699999	-0.002	715.299996	-0.005	2.5
40	699.699998	-0.002	715.299999	-0.002	2.5
50	699.699998	-0.003	715.299997	-0.005	2.5
60	699.699998	-0.003	715.299998	-0.003	2.5

Frequency Error vs. Voltage

Voltage (Volts)	LTE Band 12				Limit (ppm)
	Channel Bandwidth: 3 MHz				
	Low Channel		High Channel		
	Frequency (MHz)	Frequency Error (ppm)	Frequency (MHz)	Frequency Error (ppm)	
3.8	700.500001	0.002	714.500004	0.005	2.5
3.23	700.500002	0.003	714.500002	0.002	2.5
4.37	700.500002	0.002	714.500004	0.005	2.5

Note: The applicant defined the normal working voltage of the battery is from 3.23 Vdc to 4.37 Vdc.

Frequency Error vs. Temperature

Temp. (°C)	LTE Band 12				Limit (ppm)
	Channel Bandwidth: 3 MHz				
	Low Channel		High Channel		
	Frequency (MHz)	Frequency Error (ppm)	Frequency (MHz)	Frequency Error (ppm)	
-30	700.500003	0.004	714.500002	0.003	2.5
-20	700.500004	0.005	714.500001	0.002	2.5
-10	700.500004	0.005	714.500002	0.003	2.5
0	700.500001	0.002	714.500004	0.005	2.5
10	700.500003	0.004	714.500003	0.005	2.5
20	700.499999	-0.002	714.499998	-0.003	2.5
30	700.499999	-0.002	714.499999	-0.002	2.5
40	700.499997	-0.005	714.499997	-0.005	2.5
50	700.499997	-0.005	714.499997	-0.004	2.5
60	700.499998	-0.003	714.499999	-0.002	2.5

Frequency Error vs. Voltage

Voltage (Volts)	LTE Band 12				Limit (ppm)
	Channel Bandwidth: 5 MHz				
	Low Channel		High Channel		
	Frequency (MHz)	Frequency Error (ppm)	Frequency (MHz)	Frequency Error (ppm)	
3.8	701.500001	0.002	713.500002	0.003	2.5
3.23	701.500003	0.005	713.500004	0.005	2.5
4.37	701.500001	0.002	713.500002	0.003	2.5

Note: The applicant defined the normal working voltage of the battery is from 3.23 Vdc to 4.37 Vdc.

Frequency Error vs. Temperature

Temp. (°C)	LTE Band 12				Limit (ppm)
	Channel Bandwidth: 5 MHz				
	Low Channel		High Channel		
	Frequency (MHz)	Frequency Error (ppm)	Frequency (MHz)	Frequency Error (ppm)	
-30	701.500003	0.004	713.500002	0.003	2.5
-20	701.500003	0.005	713.500003	0.004	2.5
-10	701.500003	0.004	713.500004	0.005	2.5
0	701.500001	0.002	713.500002	0.003	2.5
10	701.500003	0.005	713.500003	0.005	2.5
20	701.499997	-0.004	713.499996	-0.005	2.5
30	701.499999	-0.002	713.499999	-0.002	2.5
40	701.499998	-0.003	713.499998	-0.003	2.5
50	701.499999	-0.002	713.499998	-0.003	2.5
60	701.499996	-0.006	713.499998	-0.003	2.5

Frequency Error vs. Voltage

Voltage (Volts)	LTE Band 12				Limit (ppm)
	Channel Bandwidth: 10 MHz				
	Low Channel		High Channel		
	Frequency (MHz)	Frequency Error (ppm)	Frequency (MHz)	Frequency Error (ppm)	
3.8	704.000004	0.005	711.000003	0.004	2.5
3.23	704.000002	0.002	711.000001	0.002	2.5
4.37	704.000002	0.003	711.000003	0.005	2.5

Note: The applicant defined the normal working voltage of the battery is from 3.23 Vdc to 4.37 Vdc.

Frequency Error vs. Temperature

Temp. (°C)	LTE Band 12				Limit (ppm)
	Channel Bandwidth: 10 MHz				
	Low Channel		High Channel		
	Frequency (MHz)	Frequency Error (ppm)	Frequency (MHz)	Frequency Error (ppm)	
-30	704.000001	0.001	711.000002	0.003	2.5
-20	704.000004	0.005	711.000003	0.004	2.5
-10	704.000002	0.002	711.000002	0.003	2.5
0	704.000003	0.005	711.000002	0.003	2.5
10	704.000004	0.005	711.000004	0.005	2.5
20	703.999999	-0.002	710.999996	-0.005	2.5
30	703.999996	-0.005	710.999997	-0.005	2.5
40	703.999998	-0.003	710.999997	-0.005	2.5
50	703.999999	-0.002	710.999998	-0.003	2.5
60	703.999999	-0.002	710.999997	-0.005	2.5

Frequency Error vs. Voltage

Voltage (Volts)	LTE Band 66				Limit (ppm)
	Channel Bandwidth: 1.4 MHz				
	Low Channel		High Channel		
	Frequency (MHz)	Frequency Error (ppm)	Frequency (MHz)	Frequency Error (ppm)	
3.8	1710.700002	0.001	1779.300003	0.002	2.5
3.23	1710.700003	0.002	1779.300001	0.001	2.5
4.37	1710.700004	0.002	1779.300001	0.001	2.5

Note: The applicant defined the normal working voltage of the battery is from 3.23 Vdc to 4.37 Vdc.

Frequency Error vs. Temperature

Temp. (°C)	LTE Band 66				Limit (ppm)
	Channel Bandwidth: 1.4 MHz				
	Low Channel		High Channel		
	Frequency (MHz)	Frequency Error (ppm)	Frequency (MHz)	Frequency Error (ppm)	
-30	1710.700003	0.001	1779.300001	0.001	2.5
-20	1710.700002	0.001	1779.300001	0.001	2.5
-10	1710.700004	0.002	1779.300003	0.002	2.5
0	1710.700004	0.002	1779.300002	0.001	2.5
10	1710.700002	0.001	1779.300003	0.002	2.5
20	1710.699997	-0.002	1779.299997	-0.002	2.5
30	1710.699999	-0.001	1779.299997	-0.002	2.5
40	1710.699998	-0.001	1779.299998	-0.001	2.5
50	1710.699997	-0.002	1779.299998	-0.001	2.5
60	1710.699998	-0.001	1779.299997	-0.002	2.5

Frequency Error vs. Voltage

Voltage (Volts)	LTE Band 66				Limit (ppm)
	Channel Bandwidth: 3 MHz				
	Low Channel		High Channel		
	Frequency (MHz)	Frequency Error (ppm)	Frequency (MHz)	Frequency Error (ppm)	
3.8	1711.500001	0.001	1778.500003	0.002	2.5
3.23	1711.500003	0.002	1778.500004	0.002	2.5
4.37	1711.500001	0.001	1778.500002	0.001	2.5

Note: The applicant defined the normal working voltage of the battery is from 3.23 Vdc to 4.37 Vdc.

Frequency Error vs. Temperature

Temp. (°C)	LTE Band 66				Limit (ppm)
	Channel Bandwidth: 3 MHz				
	Low Channel		High Channel		
	Frequency (MHz)	Frequency Error (ppm)	Frequency (MHz)	Frequency Error (ppm)	
-30	1711.500004	0.002	1778.500003	0.002	2.5
-20	1711.500001	0.001	1778.500002	0.001	2.5
-10	1711.500003	0.002	1778.500002	0.001	2.5
0	1711.500003	0.002	1778.500004	0.002	2.5
10	1711.500004	0.002	1778.500003	0.002	2.5
20	1711.499996	-0.002	1778.499998	-0.001	2.5
30	1711.499999	-0.001	1778.499998	-0.001	2.5
40	1711.499997	-0.002	1778.499997	-0.002	2.5
50	1711.499999	-0.001	1778.499997	-0.002	2.5
60	1711.499998	-0.001	1778.499996	-0.002	2.5

Frequency Error vs. Voltage

Voltage (Volts)	LTE Band 66				Limit (ppm)
	Channel Bandwidth: 5 MHz				
	Low Channel		High Channel		
	Frequency (MHz)	Frequency Error (ppm)	Frequency (MHz)	Frequency Error (ppm)	
3.8	1712.500002	0.001	1777.500002	0.001	2.5
3.23	1712.500002	0.001	1777.500003	0.002	2.5
4.37	1712.500003	0.001	1777.500004	0.002	2.5

Note: The applicant defined the normal working voltage of the battery is from 3.23 Vdc to 4.37 Vdc.

Frequency Error vs. Temperature

Temp. (°C)	LTE Band 66				Limit (ppm)
	Channel Bandwidth: 5 MHz				
	Low Channel		High Channel		
	Frequency (MHz)	Frequency Error (ppm)	Frequency (MHz)	Frequency Error (ppm)	
-30	1712.500003	0.001	1777.500003	0.002	2.5
-20	1712.500002	0.001	1777.500003	0.002	2.5
-10	1712.500002	0.001	1777.500001	0.001	2.5
0	1712.500001	0.001	1777.500004	0.002	2.5
10	1712.500002	0.001	1777.500004	0.002	2.5
20	1712.499997	-0.002	1777.499996	-0.002	2.5
30	1712.499997	-0.002	1777.499997	-0.002	2.5
40	1712.499997	-0.002	1777.499998	-0.001	2.5
50	1712.499998	-0.001	1777.499997	-0.002	2.5
60	1712.499998	-0.001	1777.499998	-0.001	2.5

Frequency Error vs. Voltage

Voltage (Volts)	LTE Band 66				Limit (ppm)
	Channel Bandwidth: 10 MHz				
	Low Channel		High Channel		
	Frequency (MHz)	Frequency Error (ppm)	Frequency (MHz)	Frequency Error (ppm)	
3.8	1715.000003	0.001	1775.000001	0.001	2.5
3.23	1715.000004	0.002	1775.000002	0.001	2.5
4.37	1715.000002	0.001	1775.000003	0.002	2.5

Note: The applicant defined the normal working voltage of the battery is from 3.23 Vdc to 4.37 Vdc.

Frequency Error vs. Temperature

Temp. (°C)	LTE Band 66				Limit (ppm)
	Channel Bandwidth: 10 MHz				
	Low Channel		High Channel		
	Frequency (MHz)	Frequency Error (ppm)	Frequency (MHz)	Frequency Error (ppm)	
-30	1715.000003	0.002	1775.000003	0.002	2.5
-20	1715.000002	0.001	1775.000002	0.001	2.5
-10	1715.000004	0.002	1775.000004	0.002	2.5
0	1715.000002	0.001	1775.000003	0.002	2.5
10	1715.000002	0.001	1775.000004	0.002	2.5
20	1714.999997	-0.002	1774.999998	-0.001	2.5
30	1714.999997	-0.002	1774.999998	-0.001	2.5
40	1714.999999	-0.001	1774.999996	-0.002	2.5
50	1714.999998	-0.001	1774.999997	-0.002	2.5
60	1714.999997	-0.002	1774.999998	-0.001	2.5

Frequency Error vs. Voltage

Voltage (Volts)	LTE Band 66				Limit (ppm)
	Channel Bandwidth: 15 MHz				
	Low Channel		High Channel		
	Frequency (MHz)	Frequency Error (ppm)	Frequency (MHz)	Frequency Error (ppm)	
3.8	1717.500003	0.002	1722.500002	0.001	2.5
3.23	1717.500002	0.001	1722.500001	0.001	2.5
4.37	1717.500001	0.001	1722.500002	0.001	2.5

Note: The applicant defined the normal working voltage of the battery is from 3.23 Vdc to 4.37 Vdc.

Frequency Error vs. Temperature

Temp. (°C)	LTE Band 66				Limit (ppm)
	Channel Bandwidth: 15 MHz				
	Low Channel		High Channel		
	Frequency (MHz)	Frequency Error (ppm)	Frequency (MHz)	Frequency Error (ppm)	
-30	1717.500001	0.001	1722.500003	0.002	2.5
-20	1717.500003	0.002	1722.500003	0.002	2.5
-10	1717.500003	0.002	1722.500002	0.001	2.5
0	1717.500002	0.001	1722.500003	0.002	2.5
10	1717.500004	0.002	1722.500004	0.002	2.5
20	1717.499997	-0.002	1722.499997	-0.002	2.5
30	1717.499997	-0.002	1722.499997	-0.002	2.5
40	1717.499998	-0.001	1722.499996	-0.002	2.5
50	1717.499999	-0.001	1722.499996	-0.002	2.5
60	1717.499999	-0.001	1722.499997	-0.002	2.5

Frequency Error vs. Voltage

Voltage (Volts)	LTE Band 66				Limit (ppm)
	Channel Bandwidth: 20 MHz				
	Low Channel		High Channel		
	Frequency (MHz)	Frequency Error (ppm)	Frequency (MHz)	Frequency Error (ppm)	
3.8	1720.000002	0.001	1770.000002	0.001	2.5
3.23	1720.000003	0.002	1770.000003	0.002	2.5
4.37	1720.000003	0.002	1770.000003	0.001	2.5

Note: The applicant defined the normal working voltage of the battery is from 3.23 Vdc to 4.37 Vdc.

Frequency Error vs. Temperature

Temp. (°C)	LTE Band 66				Limit (ppm)
	Channel Bandwidth: 20 MHz				
	Low Channel		High Channel		
	Frequency (MHz)	Frequency Error (ppm)	Frequency (MHz)	Frequency Error (ppm)	
-30	1720.000002	0.001	1770.000003	0.002	2.5
-20	1720.000004	0.002	1770.000003	0.002	2.5
-10	1720.000001	0.001	1770.000003	0.002	2.5
0	1720.000002	0.001	1770.000004	0.002	2.5
10	1720.000004	0.002	1770.000002	0.001	2.5
20	1719.999996	-0.002	1769.999998	-0.001	2.5
30	1719.999999	-0.001	1769.999999	-0.001	2.5
40	1719.999998	-0.001	1769.999997	-0.002	2.5
50	1719.999997	-0.002	1769.999997	-0.001	2.5
60	1719.999996	-0.002	1769.999999	-0.001	2.5

4.4 Occupied Bandwidth Measurement

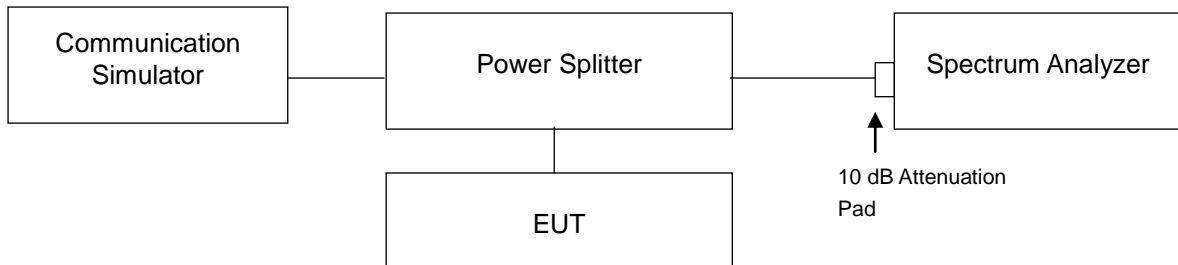
4.4.1 Limits of Occupied Bandwidth Measurement

The width of a frequency band such that, below the lower and above the upper frequency limits, the mean powers emitted are each equal to a specified percentage 0.5 % of the total mean power of a given emission.

4.4.2 Test Procedure

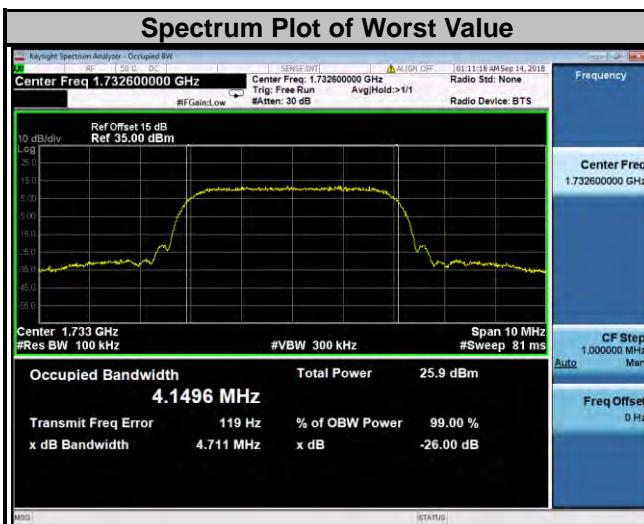
- The conducted occupied bandwidth used the power splitter via EUT RF power connector between simulation base station and spectrum analyzer.
- Use OBW measurement function of Spectrum analyzer to measure 99 % occupied bandwidth.

4.4.3 Test Setup

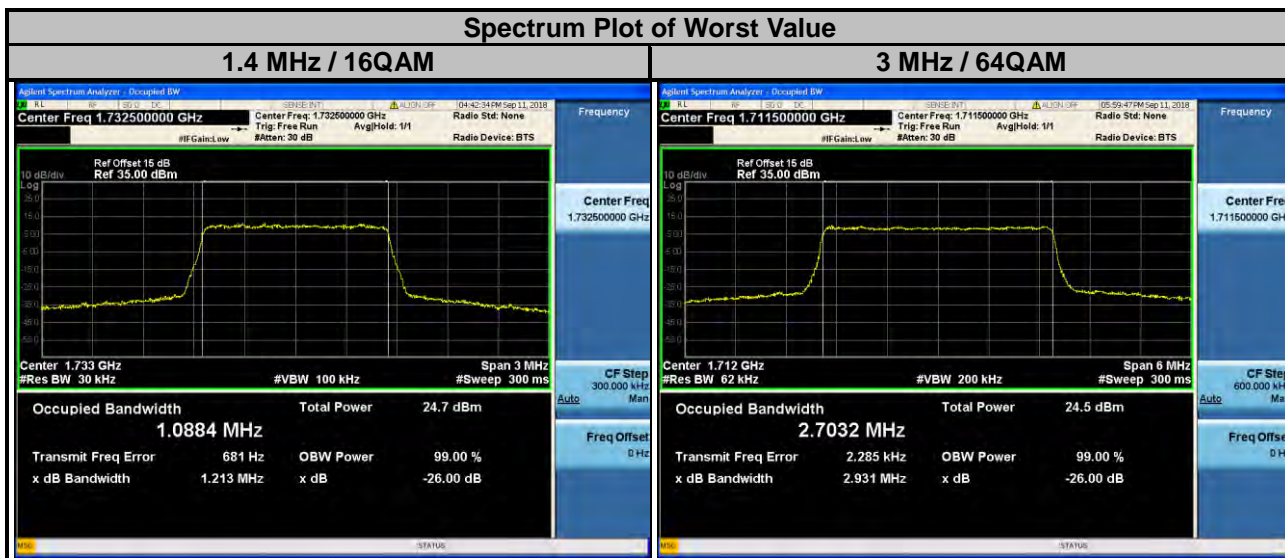


4.4.4 Test Result

WCDMA		
Channel	Frequency (MHz)	99 % Occupied Bandwidth (MHz)
1312	1712.4	4.1448
1413	1732.6	4.1496
1513	1752.6	4.1490



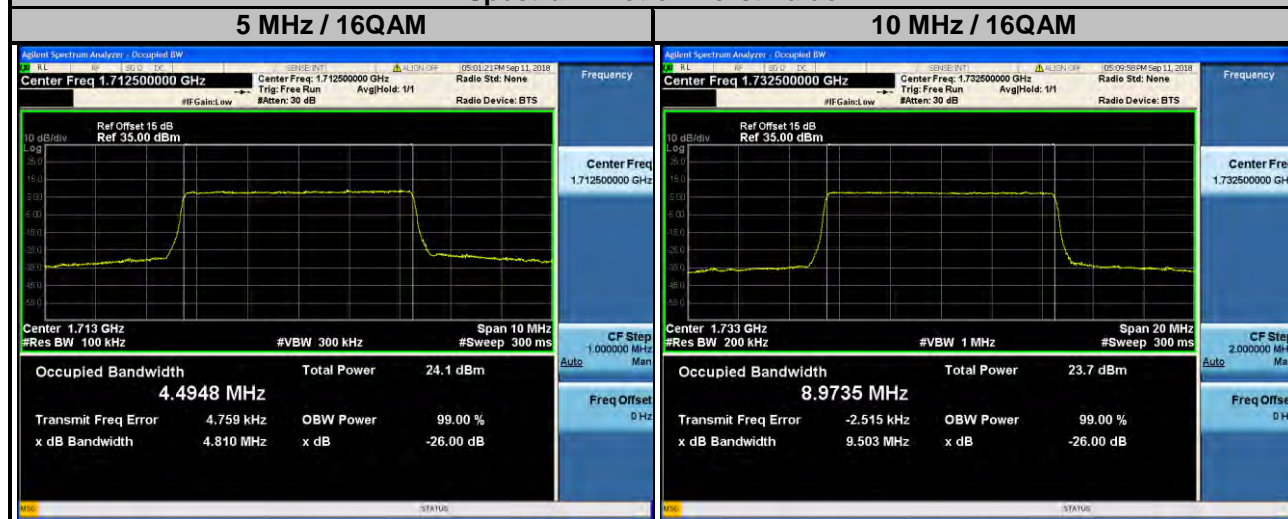
LTE Band 4									
Channel Bandwidth: 1.4 MHz					Channel Bandwidth: 3 MHz				
Channel	Frequency (MHz)	99 % Occupied Bandwidth (MHz)			Channel	Frequency (MHz)	99 % Occupied Bandwidth (MHz)		
		QPSK	16QAM	64QAM			QPSK	16QAM	64QAM
19957	1710.7	1.0857	1.0880	1.0872	19965	1711.5	2.7016	2.6973	2.7032
20175	1732.5	1.0859	1.0884	1.0865	20175	1732.5	2.6999	2.6974	2.7012
20393	1754.3	1.0863	1.0881	1.0858	20385	1753.5	2.7012	2.6977	2.7025



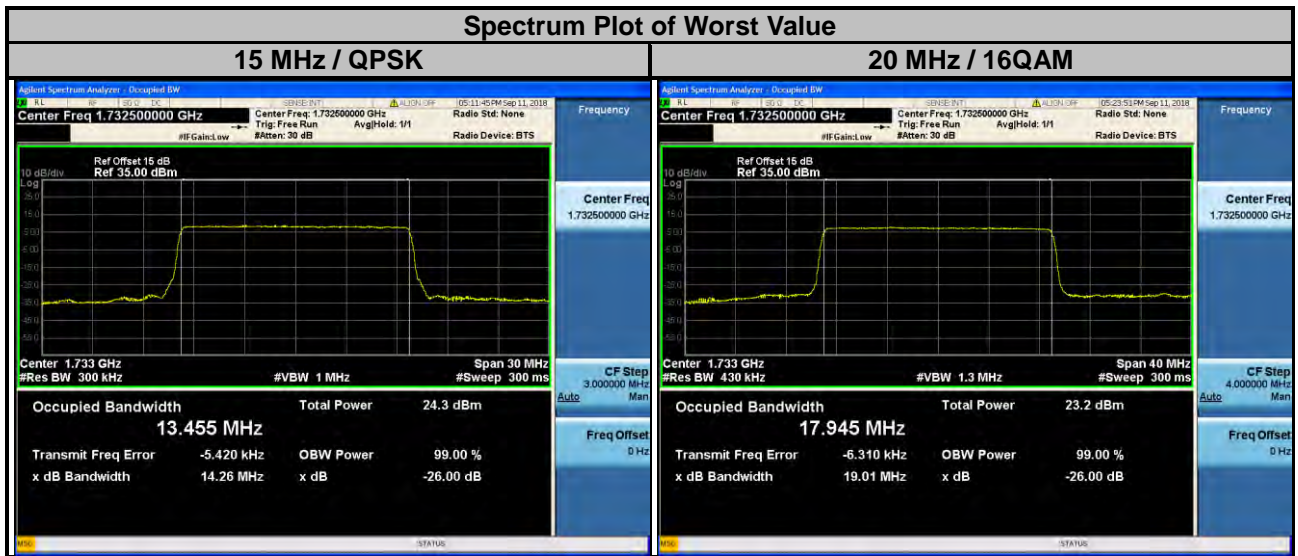
LTE Band 4

Channel Bandwidth: 5 MHz					Channel Bandwidth: 10 MHz				
Channel	Frequency (MHz)	99 % Occupied Bandwidth (MHz)			Channel	Frequency (MHz)	99 % Occupied Bandwidth (MHz)		
		QPSK	16QAM	64QAM			QPSK	16QAM	64QAM
19975	1712.5	4.4936	4.4948	4.4936	20000	1715.0	8.9682	8.9675	8.9685
20175	1732.5	4.4941	4.4924	4.4941	20175	1732.5	8.9702	8.9735	8.9683
20375	1752.5	4.4912	4.4937	4.4912	20350	1750.0	8.9645	8.9686	8.9647

Spectrum Plot of Worst Value



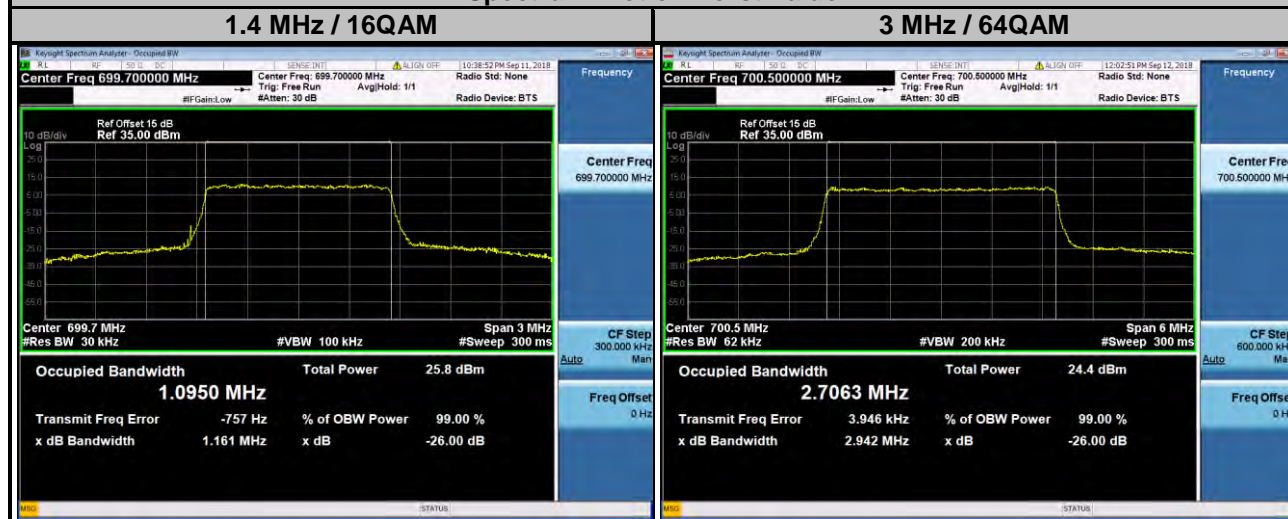
LTE Band 4									
Channel Bandwidth: 15 MHz					Channel Bandwidth: 20 MHz				
Channel	Frequency (MHz)	99 % Occupied Bandwidth (MHz)			Channel	Frequency (MHz)	99 % Occupied Bandwidth (MHz)		
		QPSK	16QAM	64QAM			QPSK	16QAM	64QAM
20025	1717.5	13.439	13.425	13.439	20050	1720.0	17.878	17.899	17.896
20175	1732.5	13.455	13.451	13.455	20175	1732.5	17.923	17.945	17.945
20325	1747.5	13.452	13.444	13.452	20300	1745.0	17.915	17.938	17.938



LTE Band 12

Channel Bandwidth: 1.4 MHz					Channel Bandwidth: 3 MHz				
Channel	Frequency (MHz)	99 % Occupied Bandwidth (MHz)			Channel	Frequency (MHz)	99 % Occupied Bandwidth (MHz)		
		QPSK	16QAM	64QAM			QPSK	16QAM	64QAM
23017	699.7	1.0872	1.0950	1.0864	23025	700.5	2.7031	2.7002	2.7063
23095	707.5	1.0868	1.0908	1.0873	23095	707.5	2.7027	2.6978	2.7036
23173	715.3	1.0866	1.0899	1.0874	23165	714.5	2.6999	2.6972	2.7045

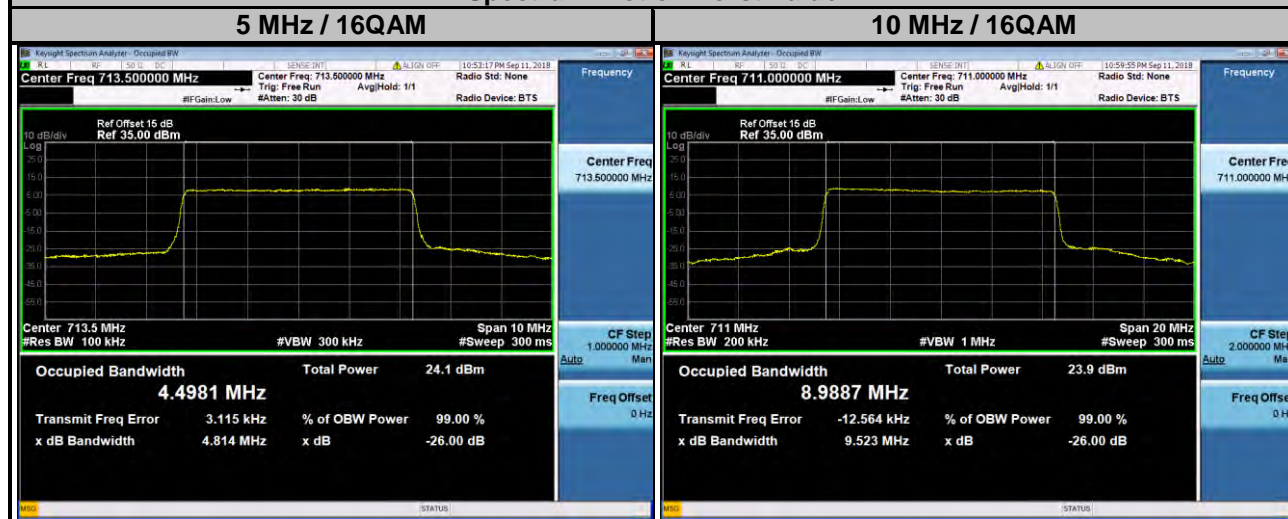
Spectrum Plot of Worst Value



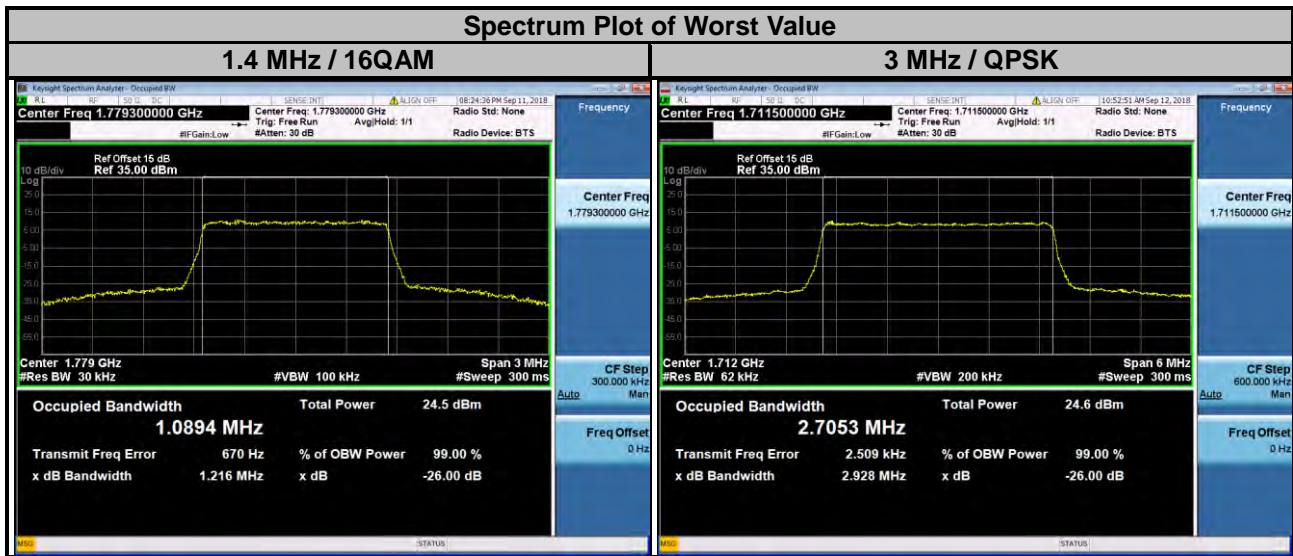
LTE Band 12

Channel Bandwidth: 5 MHz					Channel Bandwidth: 10 MHz				
Channel	Frequency (MHz)	99 % Occupied Bandwidth (MHz)			Channel	Frequency (MHz)	99 % Occupied Bandwidth (MHz)		
		QPSK	16QAM	64QAM			QPSK	16QAM	64QAM
23035	701.5	4.4931	4.4968	4.4981	23060	704.0	8.9408	8.9493	8.9449
23095	707.5	4.4897	4.4899	4.4890	23095	707.5	8.9502	8.9509	8.9510
23155	713.5	4.4946	4.4981	4.4962	23130	711.0	8.9863	8.9887	8.9861

Spectrum Plot of Worst Value



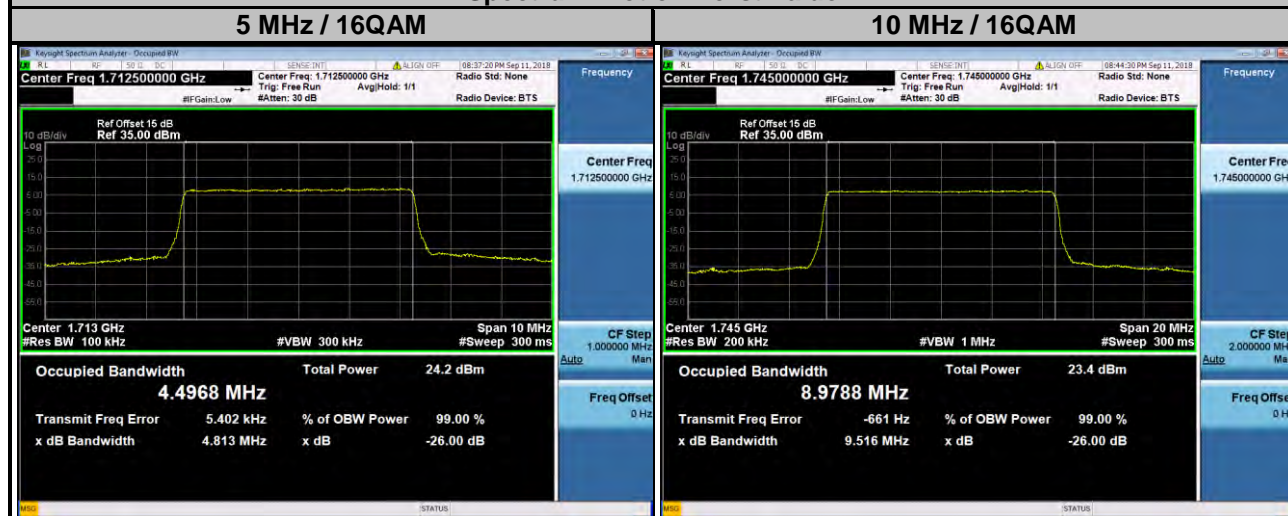
LTE Band 66									
Channel Bandwidth: 1.4 MHz					Channel Bandwidth: 3 MHz				
Channel	Frequency (MHz)	99 % Occupied Bandwidth (MHz)			Channel	Frequency (MHz)	99 % Occupied Bandwidth (MHz)		
		QPSK	16QAM	64QAM			QPSK	16QAM	64QAM
131979	1710.7	1.0876	1.0892	1.0866	131987	1711.5	2.7026	2.6982	2.7053
132322	1745.0	1.0861	1.0884	1.0880	132322	1745.0	2.7003	2.6977	2.7041
132665	1779.3	1.0871	1.0894	1.0866	132657	1778.5	2.7001	2.6981	2.7034



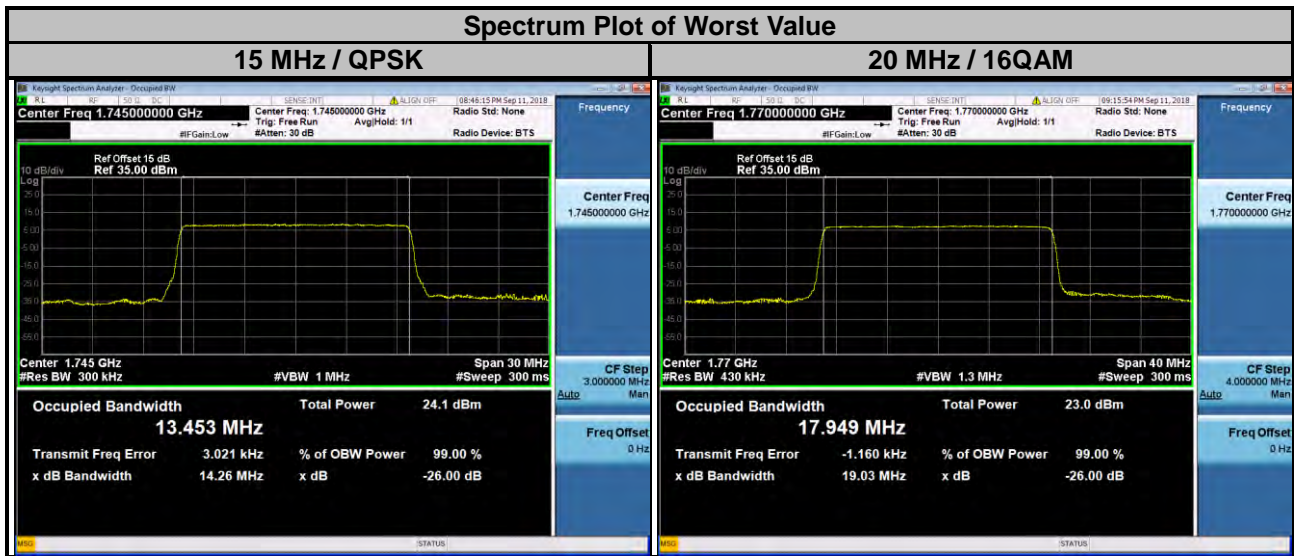
LTE Band 66

Channel Bandwidth: 5 MHz					Channel Bandwidth: 10 MHz				
Channel	Frequency (MHz)	99 % Occupied Bandwidth (MHz)			Channel	Frequency (MHz)	99 % Occupied Bandwidth (MHz)		
		QPSK	16QAM	64QAM			QPSK	16QAM	64QAM
131997	1712.5	4.4927	4.4968	4.4963	132022	1715.0	8.9696	8.9714	8.9640
132322	1745.0	4.4946	4.4946	4.4967	132322	1745.0	8.9730	8.9788	8.9678
132647	1777.5	4.4897	4.4913	4.4941	132622	1775.0	8.9600	8.9674	8.9630

Spectrum Plot of Worst Value



LTE Band 66									
Channel Bandwidth: 15 MHz					Channel Bandwidth: 20 MHz				
Channel	Frequency (MHz)	99 % Occupied Bandwidth (MHz)			Channel	Frequency (MHz)	99 % Occupied Bandwidth (MHz)		
		QPSK	16QAM	64QAM			QPSK	16QAM	64QAM
132047	1717.5	13.435	13.425	13.426	132072	1720.0	17.883	17.901	17.911
132322	1745.0	13.453	13.443	13.437	132322	1745.0	17.925	17.948	17.940
132597	1772.5	13.448	13.439	13.433	132572	1770.0	17.925	17.949	17.942



4.5 Band Edge Measurement

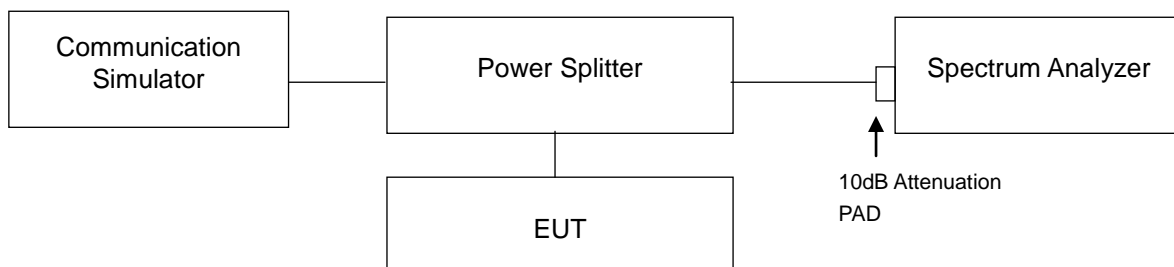
4.5.1 Limits of Band Edge Measurement

For operations in the 698-716 MHz band, the power of any emission outside a licensee's frequency band(s) of operation shall be attenuated below the transmitter power (P) within the licensed band(s) of operation, measured in watts, by at least $43 + 10 \log (P)$ dB. Compliance with this provision is based on the use of measurement instrumentation employing a resolution bandwidth of 100 kilohertz or greater.

However, in the 100 kilohertz bands immediately outside and adjacent to a licensee's frequency block, a resolution bandwidth of at least 30 kHz may be employed.

For operations in the 1710–1755 MHz bands, the power of any emission outside a licensee's frequency block shall be attenuated below the transmitter power (P) by at least $43 + 10 \log (P)$ dB.

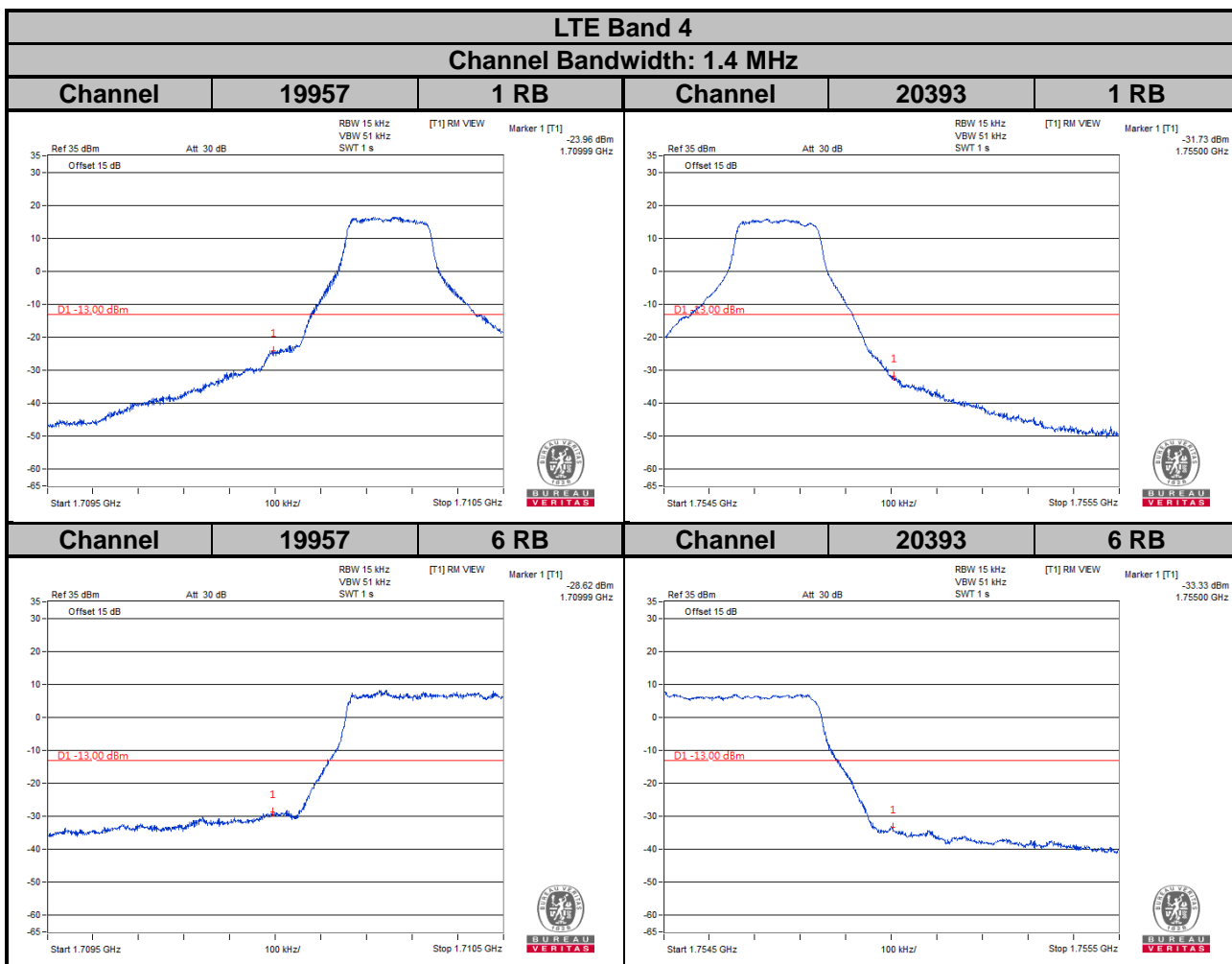
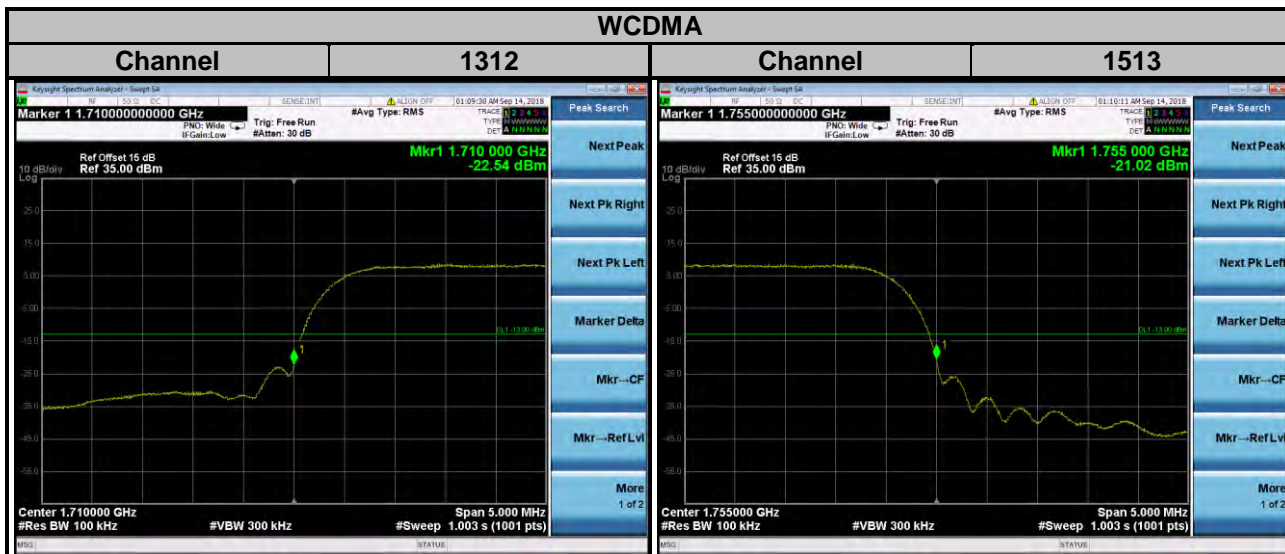
4.5.2 Test Setup

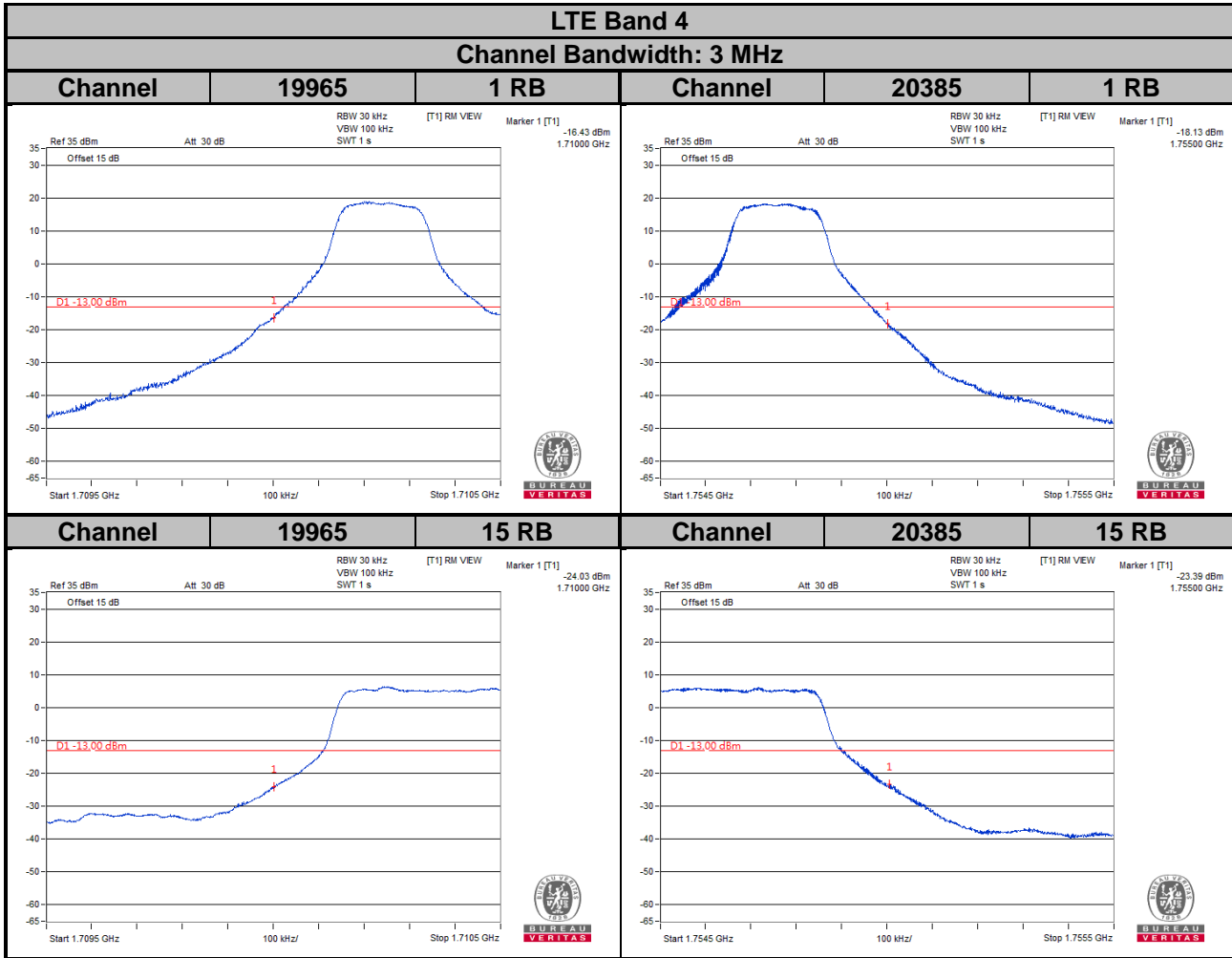


4.5.3 Test Procedures

- a. All measurements were done at low and high operational frequency range.
- b. The center frequency of spectrum is the band edge frequency and span is 5 MHz. RB of the spectrum is 100 kHz and VB of the spectrum is 300 kHz (WCDMA).
- c. The center frequency of spectrum is the band edge frequency and span is 1 MHz. RB of the spectrum is 15 kHz and VB of the spectrum is 51 kHz (LTE Bandwidth 1.4 MHz).
- d. The center frequency of spectrum is the band edge frequency and span is 1 MHz. RB of the spectrum is 30 kHz and VB of the spectrum is 100 kHz (LTE Bandwidth 3 MHz).
- e. The center frequency of spectrum is the band edge frequency and span is 1 MHz. RB of the spectrum is 62 kHz and VB of the spectrum is 200 kHz (LTE Bandwidth 5 MHz).
- f. The center frequency of spectrum is the band edge frequency and span is 1 MHz. RB of the spectrum is 100 kHz and VB of the spectrum is 300 kHz (LTE Bandwidth 10 MHz).
- g. The center frequency of spectrum is the band edge frequency and span is 1 MHz. RB of the spectrum is 150 kHz and VB of the spectrum is 470 kHz (LTE Bandwidth 15 MHz).
- h. The center frequency of spectrum is the band edge frequency and span is 1 MHz. RB of the spectrum is 200 kHz and VB of the spectrum is 1 MHz (LTE Bandwidth 20 MHz).
- i. Record the max. trace plot into the test report.

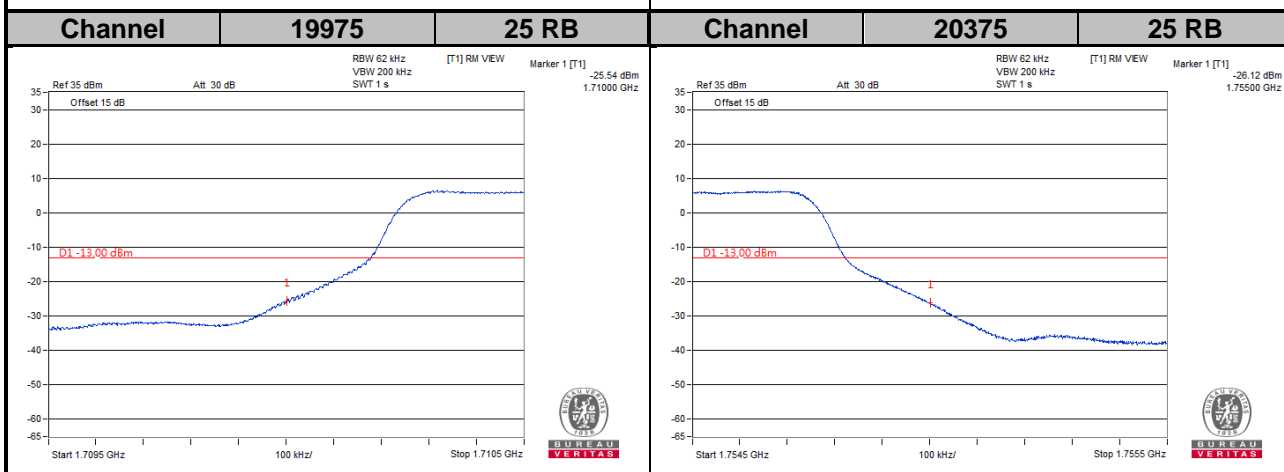
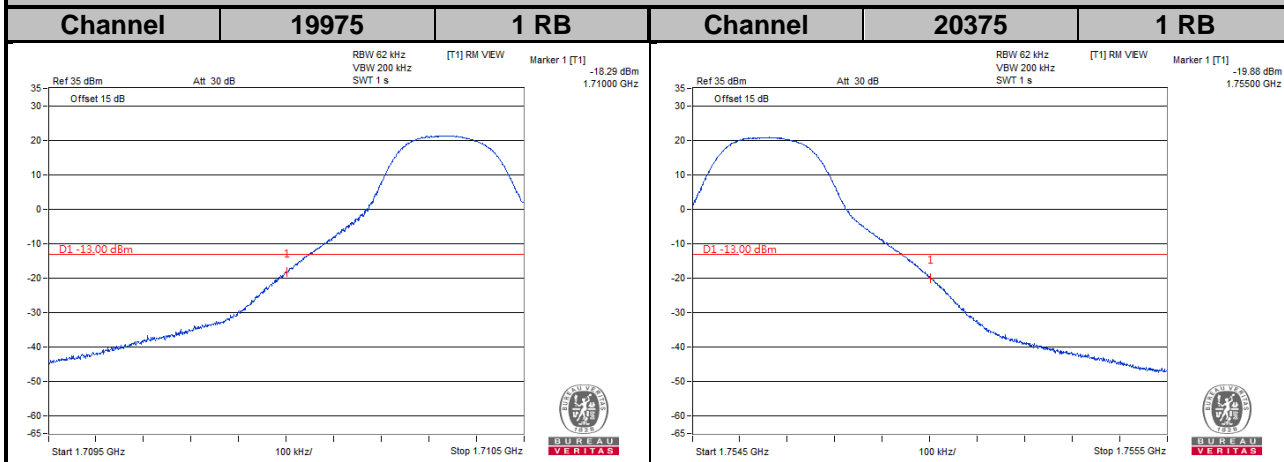
4.5.4 Test Results

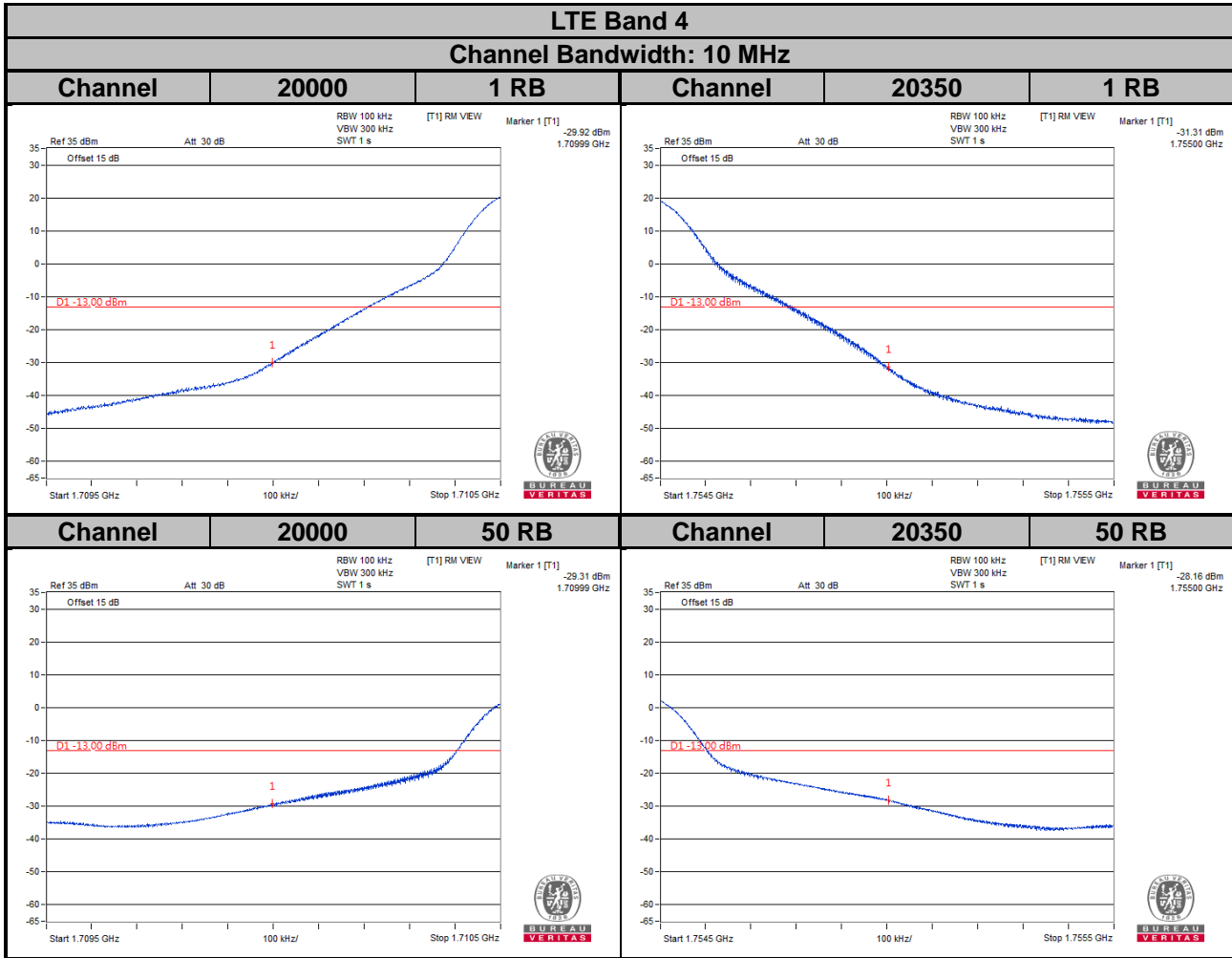




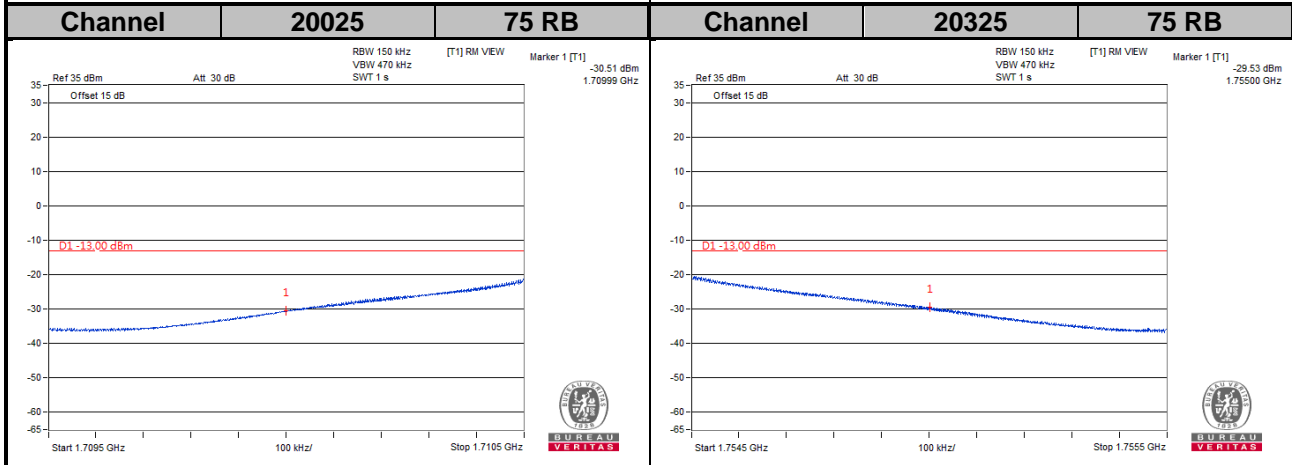
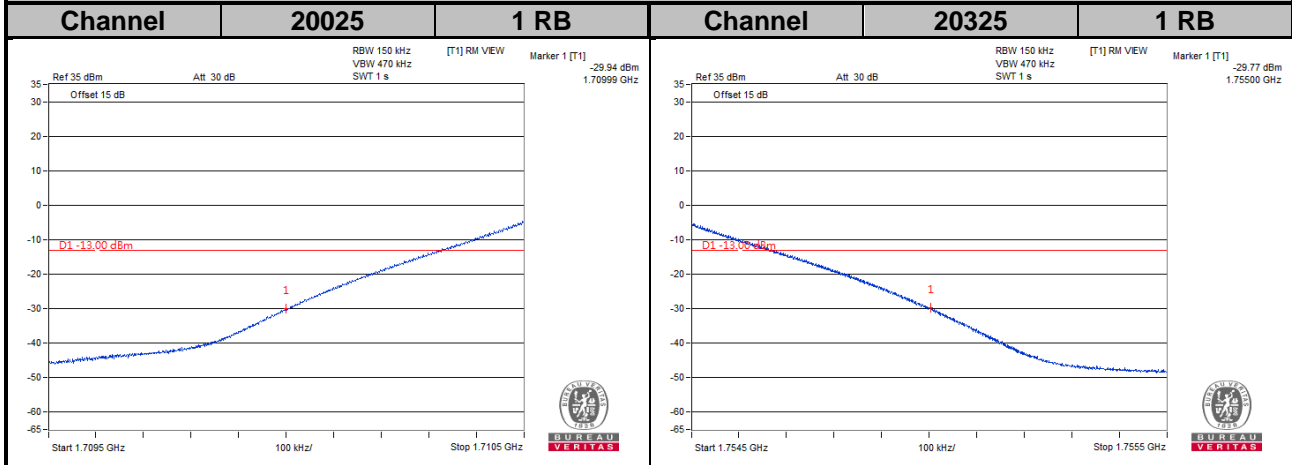
LTE Band 4

Channel Bandwidth: 5 MHz

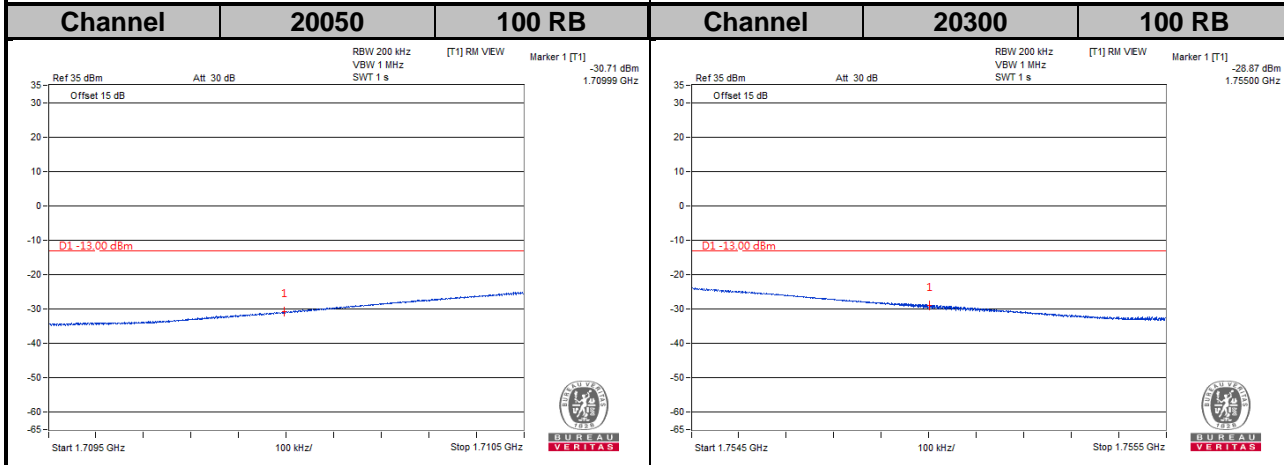
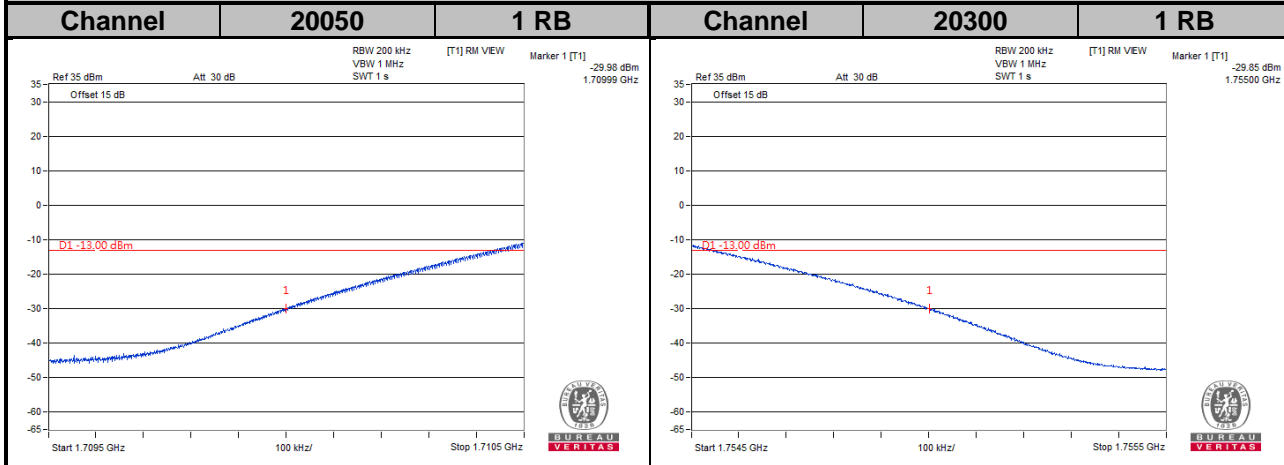




LTE Band 4
Channel Bandwidth: 15 MHz

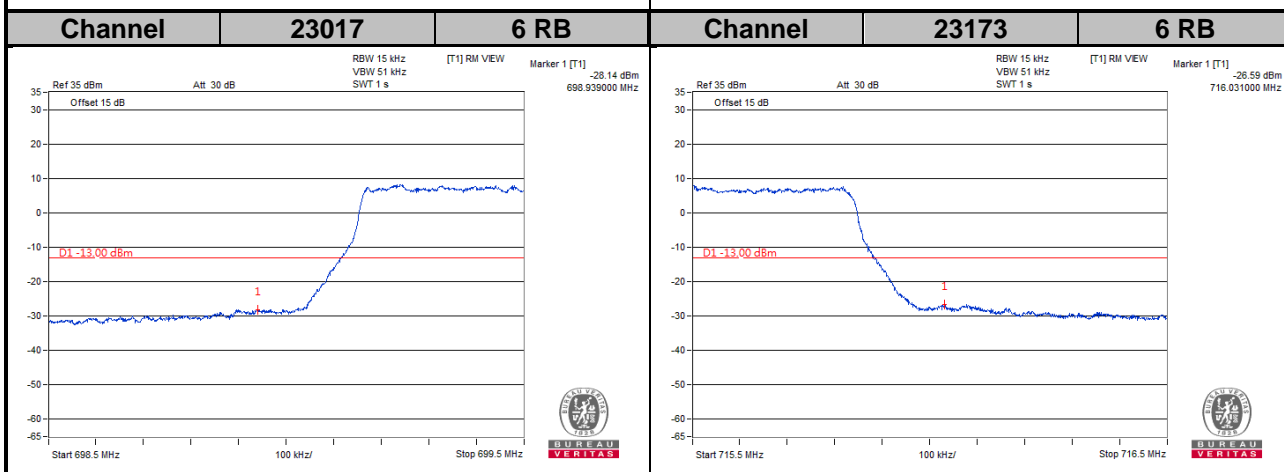
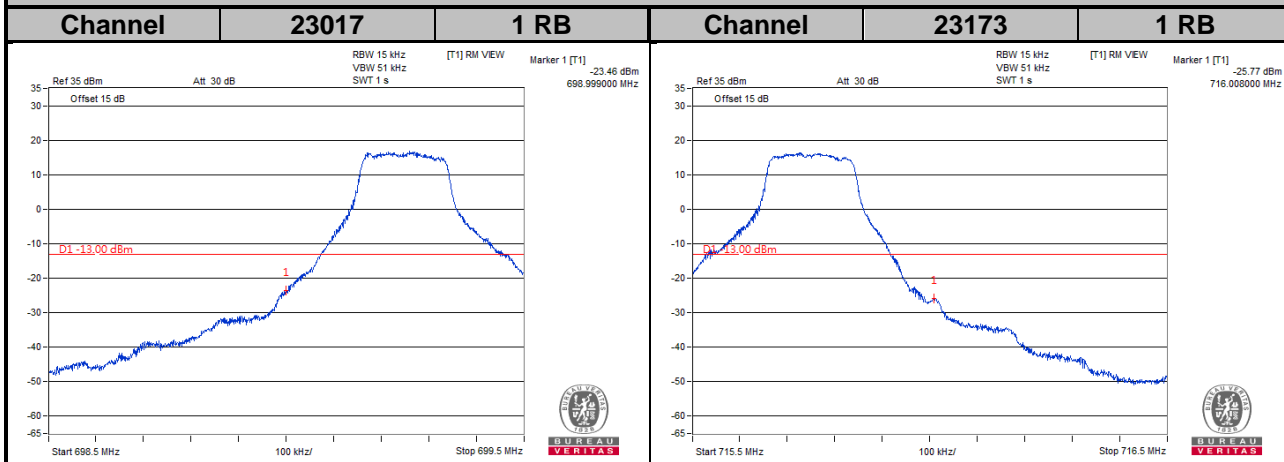


LTE Band 4
Channel Bandwidth: 20 MHz

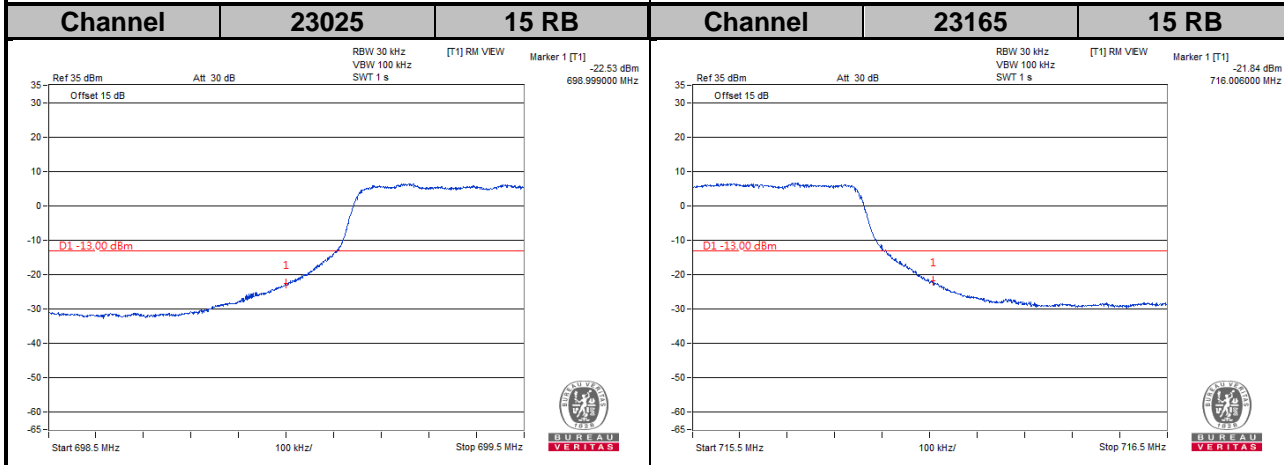
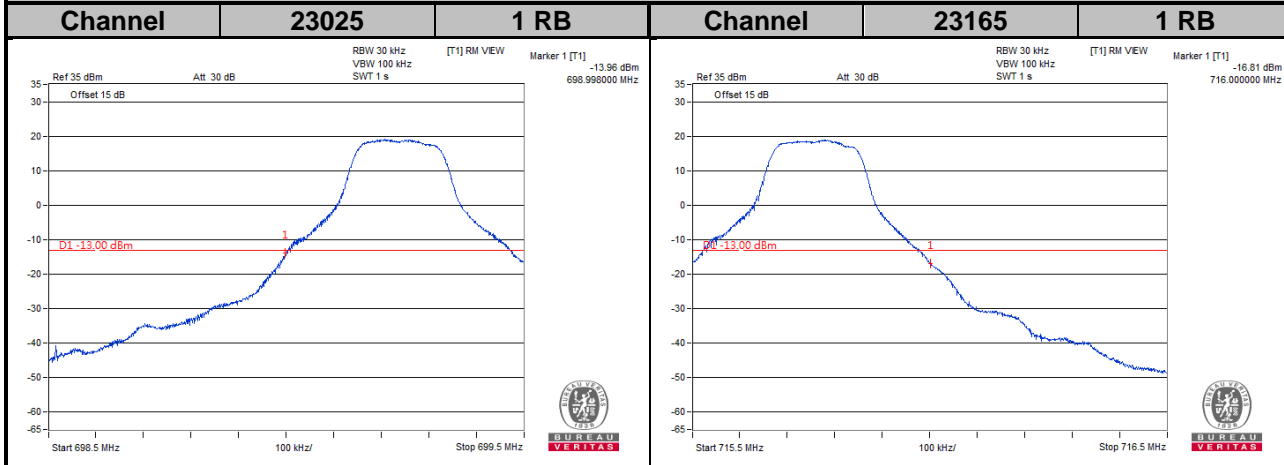


LTE Band 12

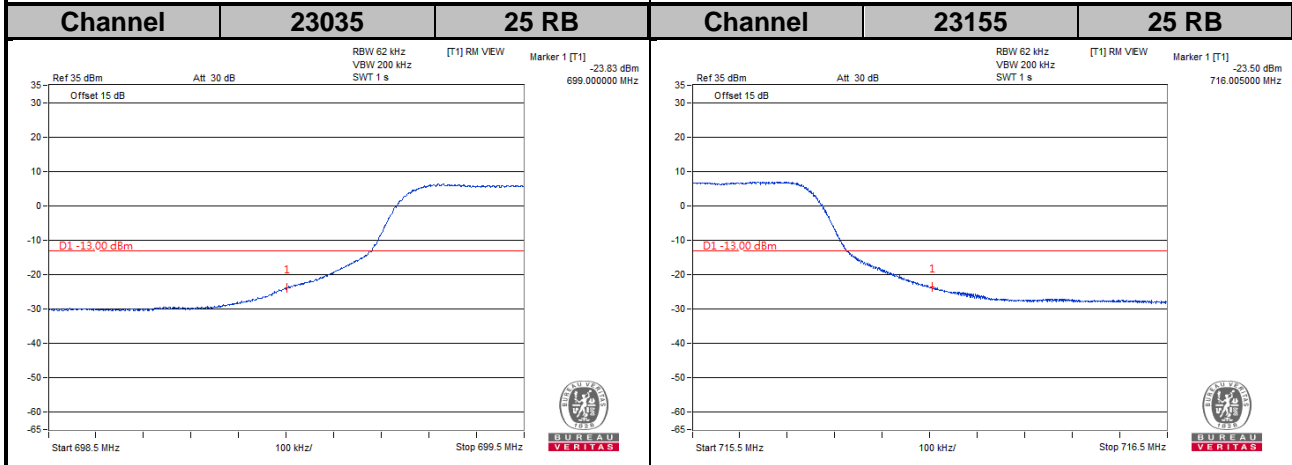
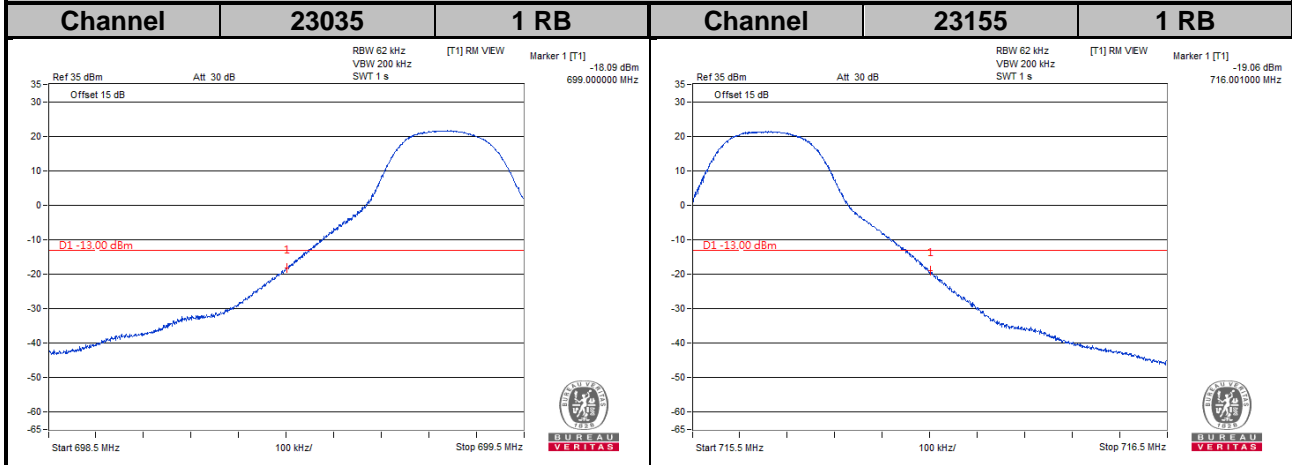
Channel Bandwidth: 1.4 MHz



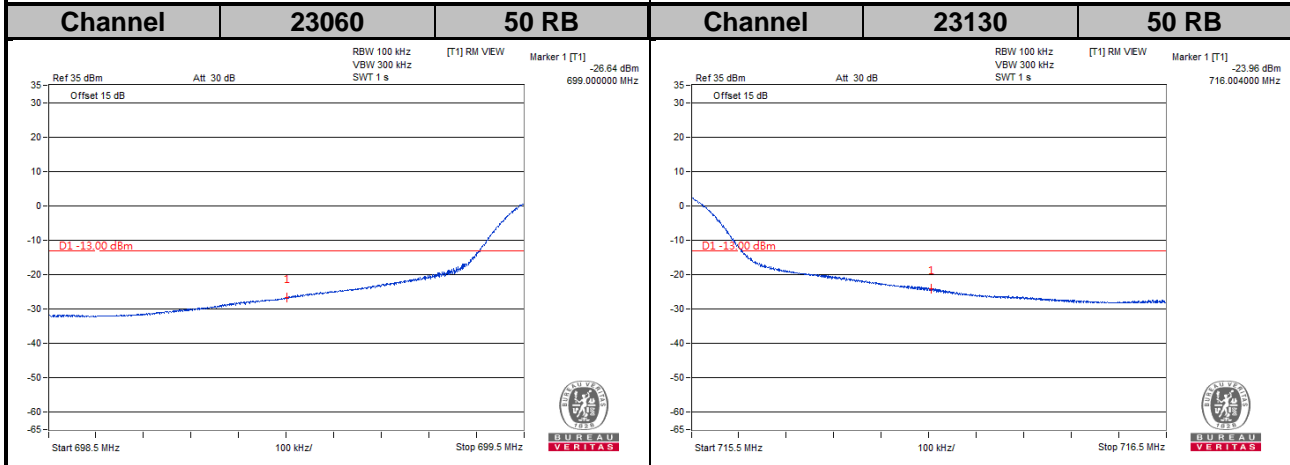
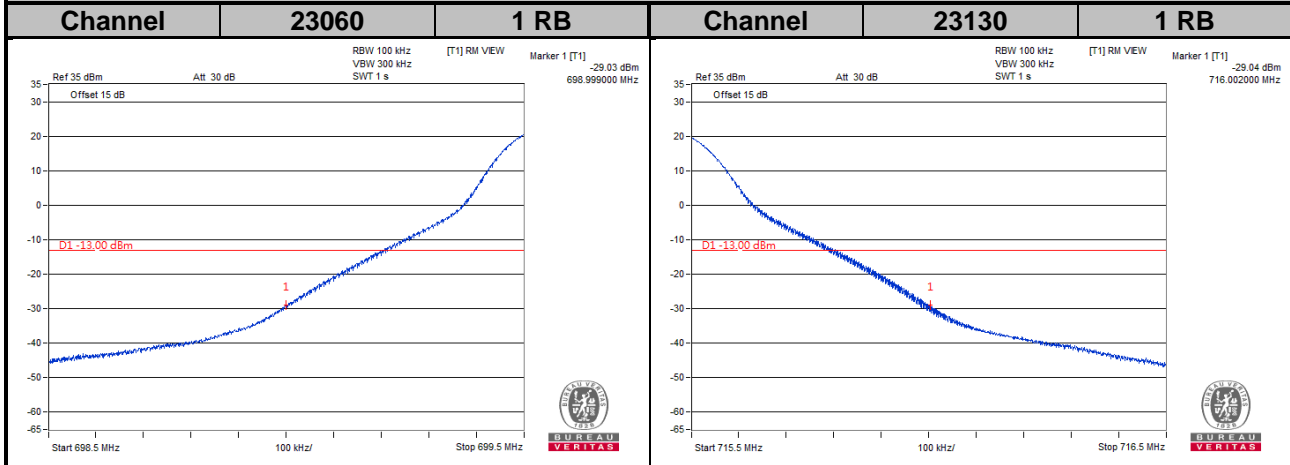
LTE Band 12
Channel Bandwidth: 3 MHz

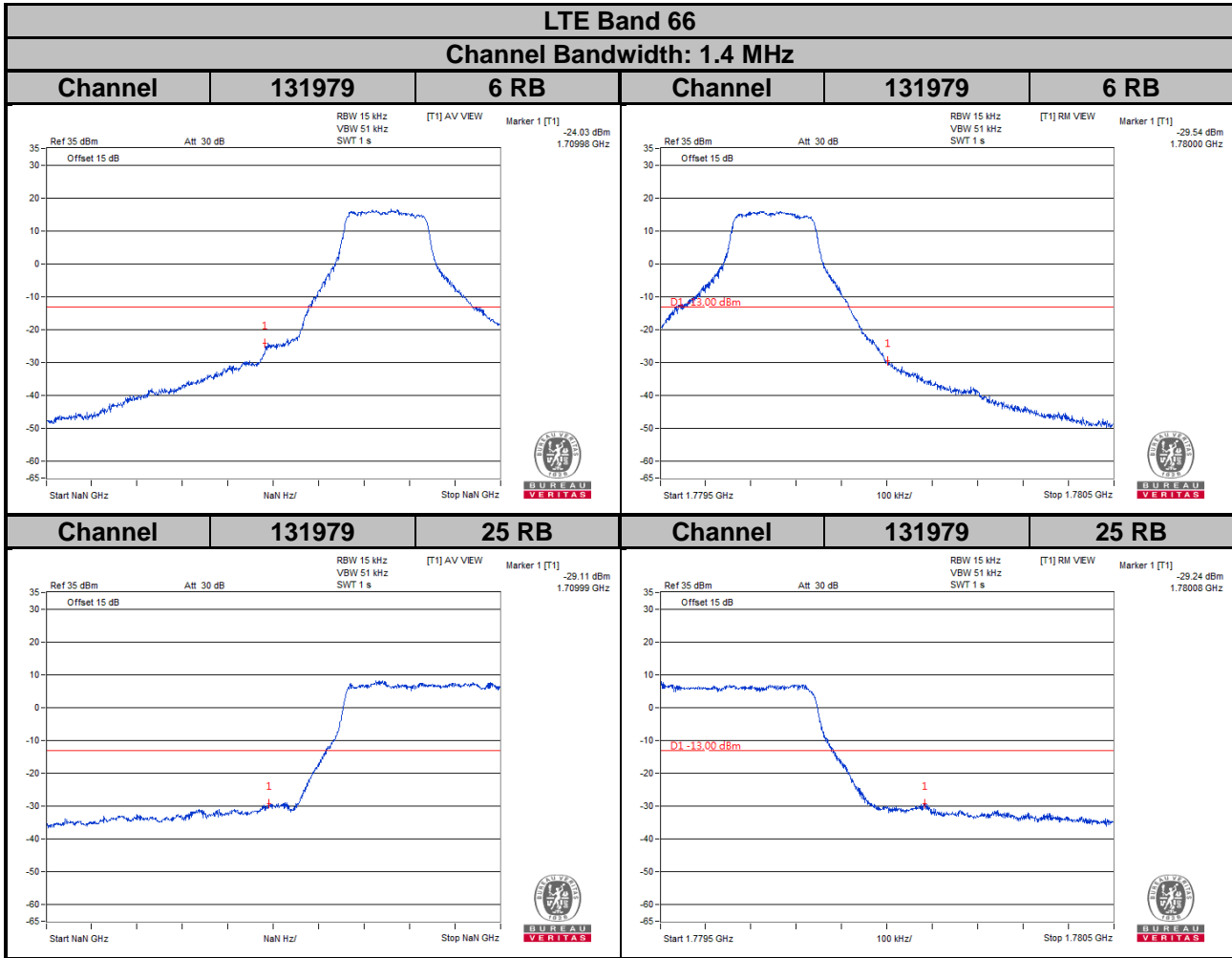


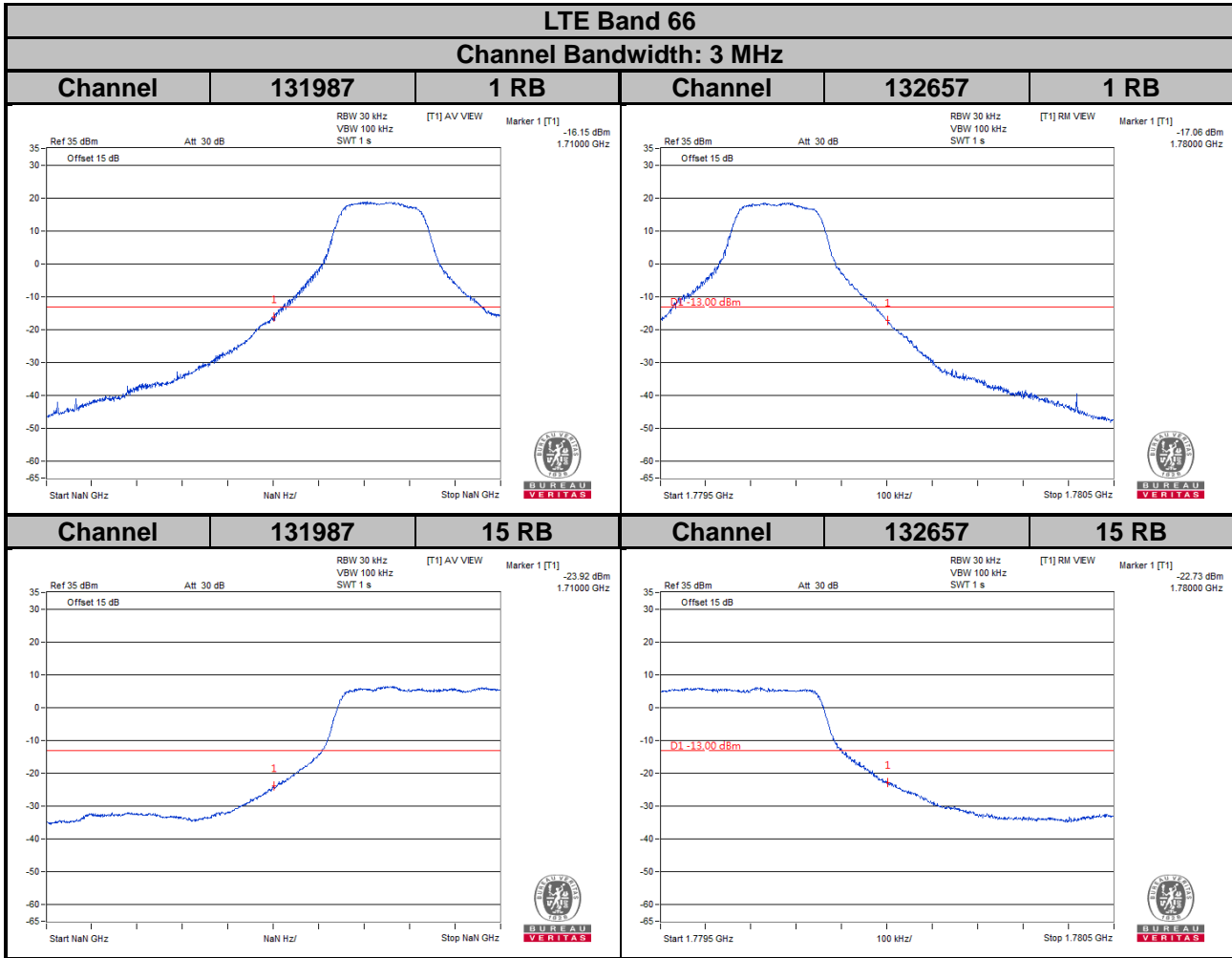
LTE Band 12
Channel Bandwidth: 5 MHz



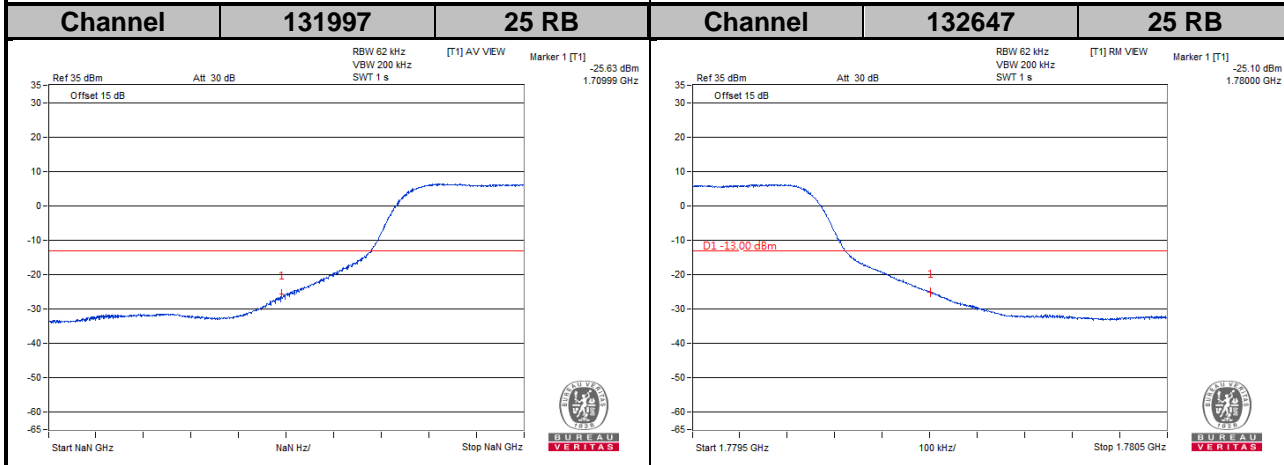
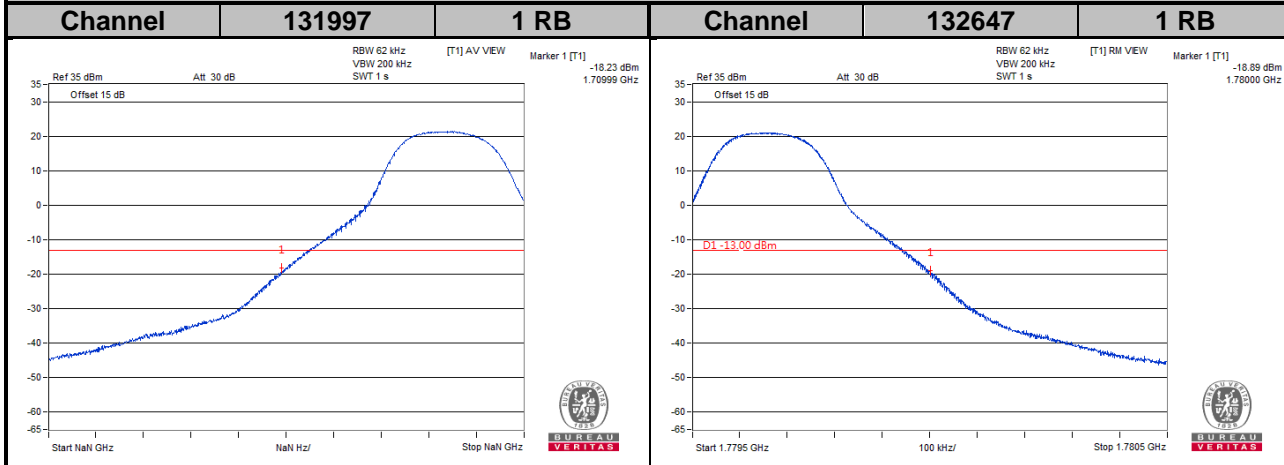
LTE Band 12
Channel Bandwidth: 10 MHz



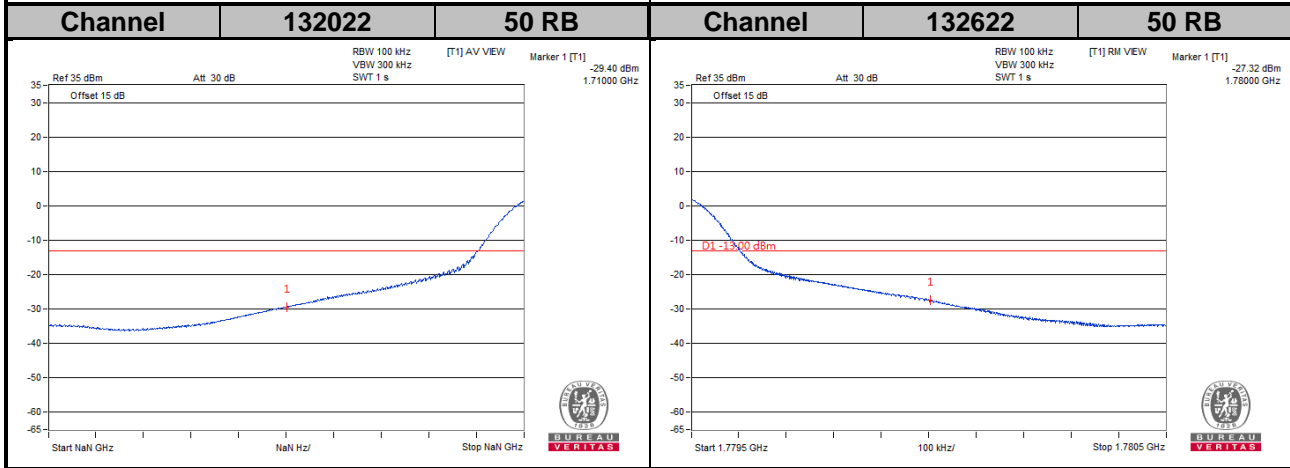
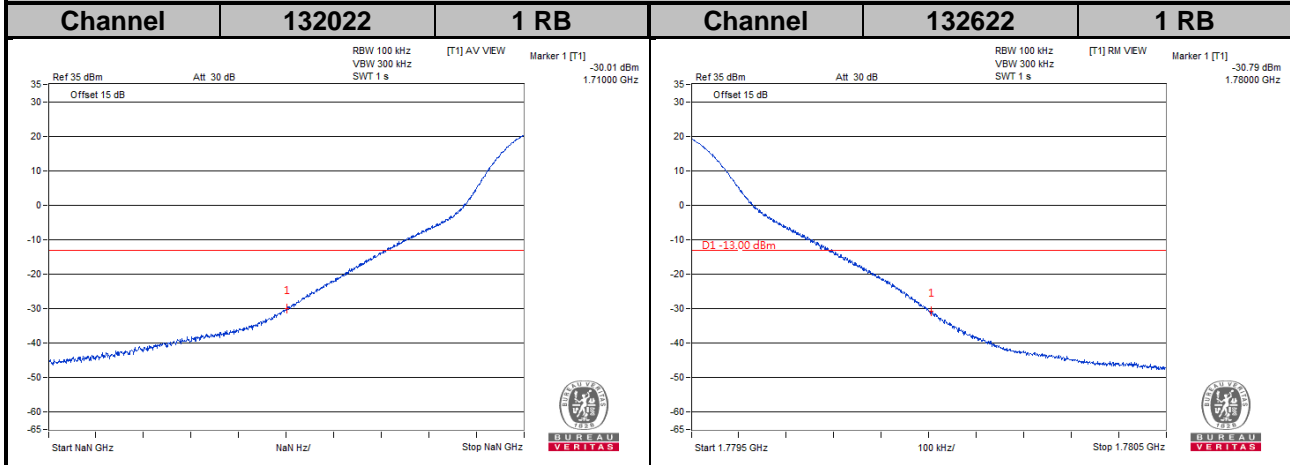




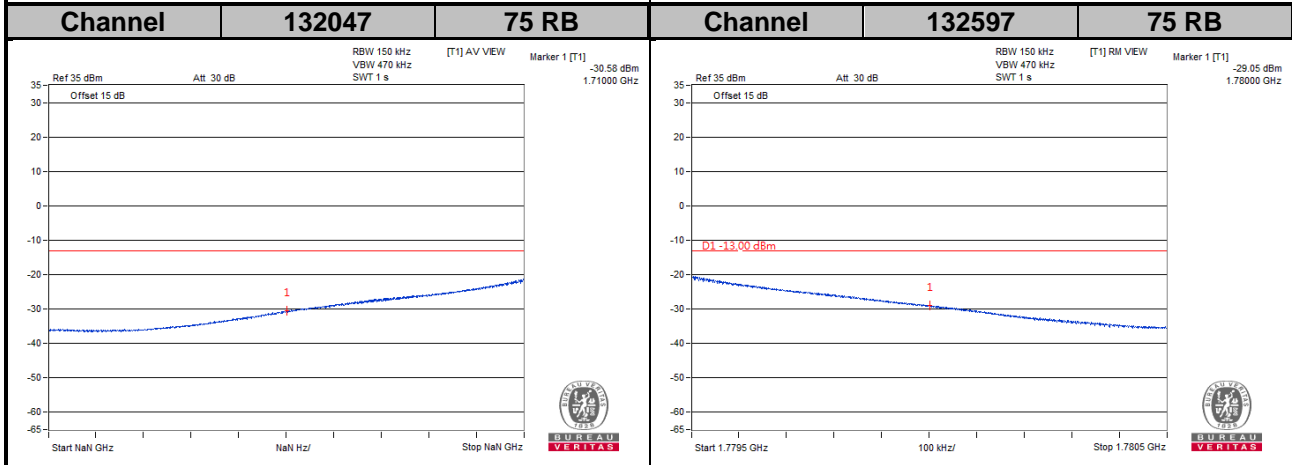
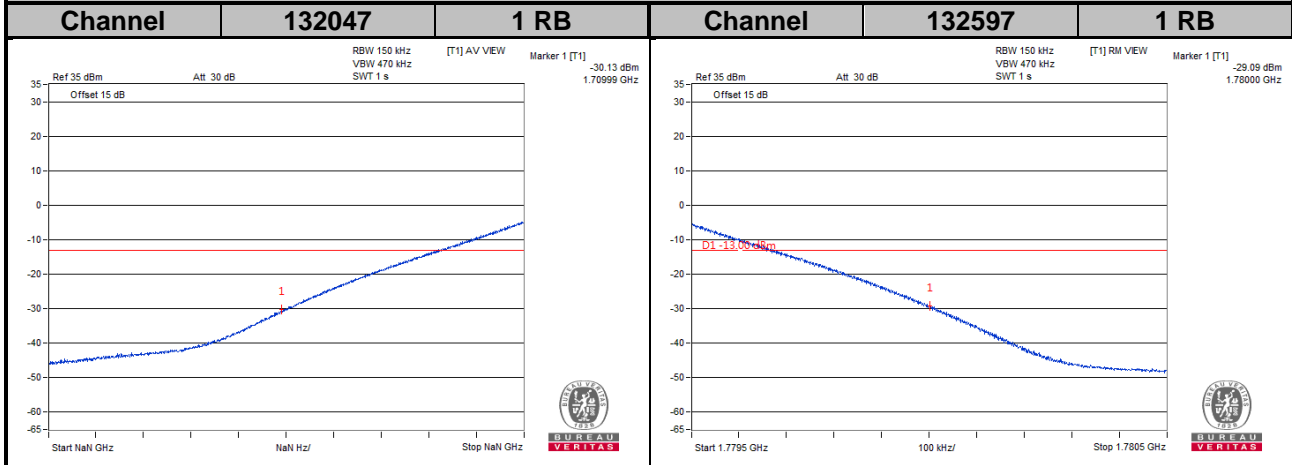
LTE Band 66
Channel Bandwidth: 5 MHz

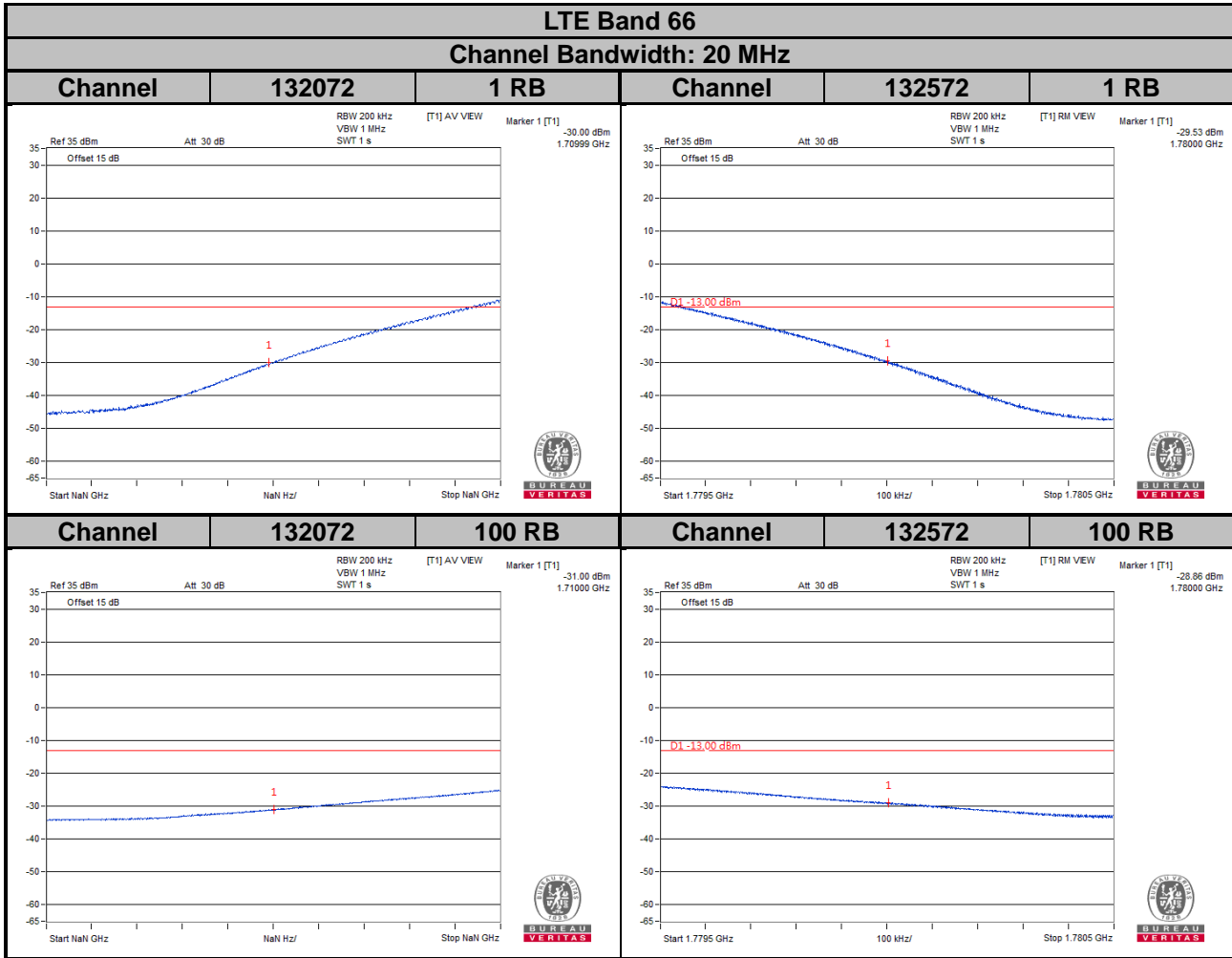


LTE Band 66
Channel Bandwidth: 10 MHz



LTE Band 66
Channel Bandwidth: 15 MHz



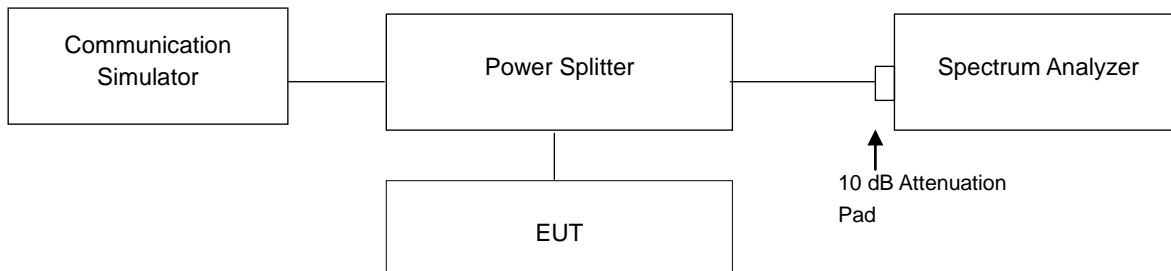


4.6 Peak to Average Ratio

4.6.1 Limits of Peak to Average Ratio Measurement

In measuring transmissions in this band using an average power technique, the peak to-average ratio (PAR) of the transmission may not exceed 13 dB.

4.6.2 Test Setup

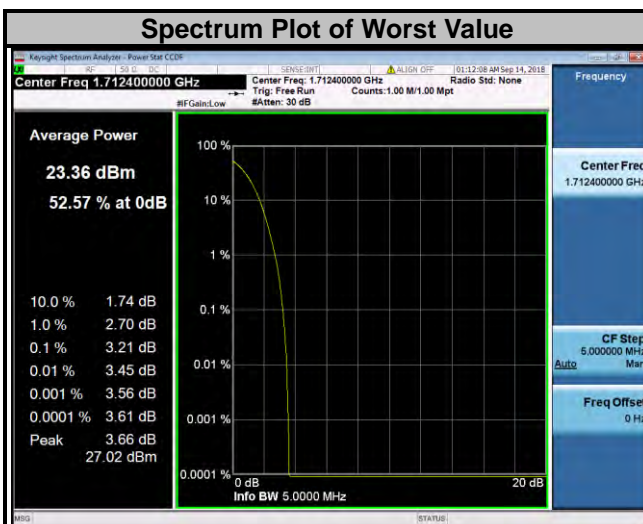


4.6.3 Test Procedures

1. Set resolution/measurement bandwidth \geq signal's occupied bandwidth;
2. Set the number of counts to a value that stabilizes the measured CCDF curve;
3. Record the maximum PAPR level associated with a probability of 0.1 %.

4.6.4 Test Results

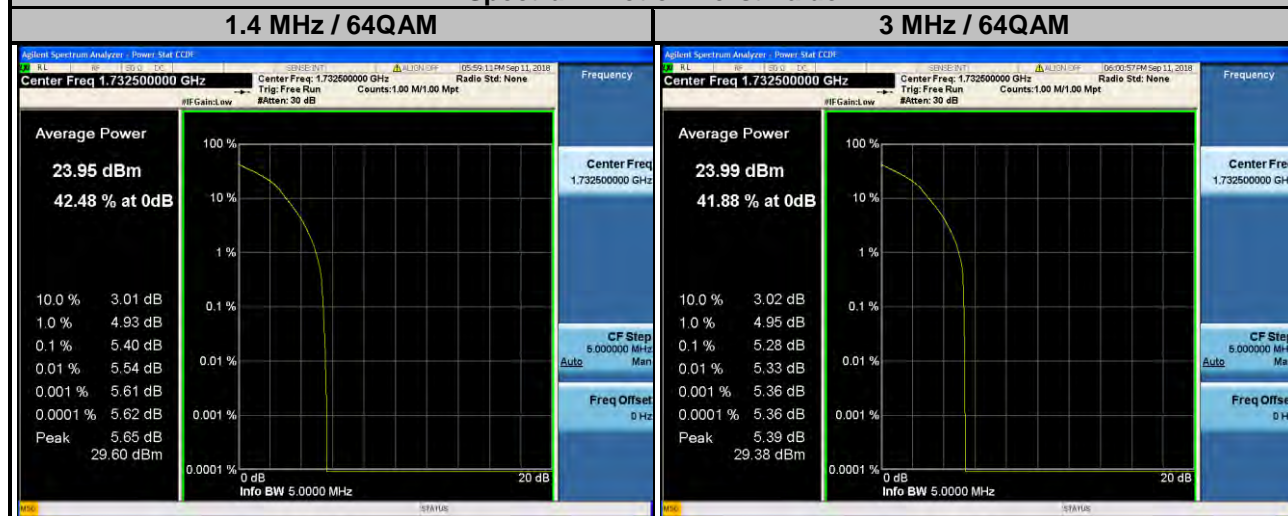
WCDMA		
Channel	Frequency (MHz)	Peak to Average Ratio (dB)
1312	1712.4	3.21
1413	1732.6	3.15
1513	1752.6	3.08



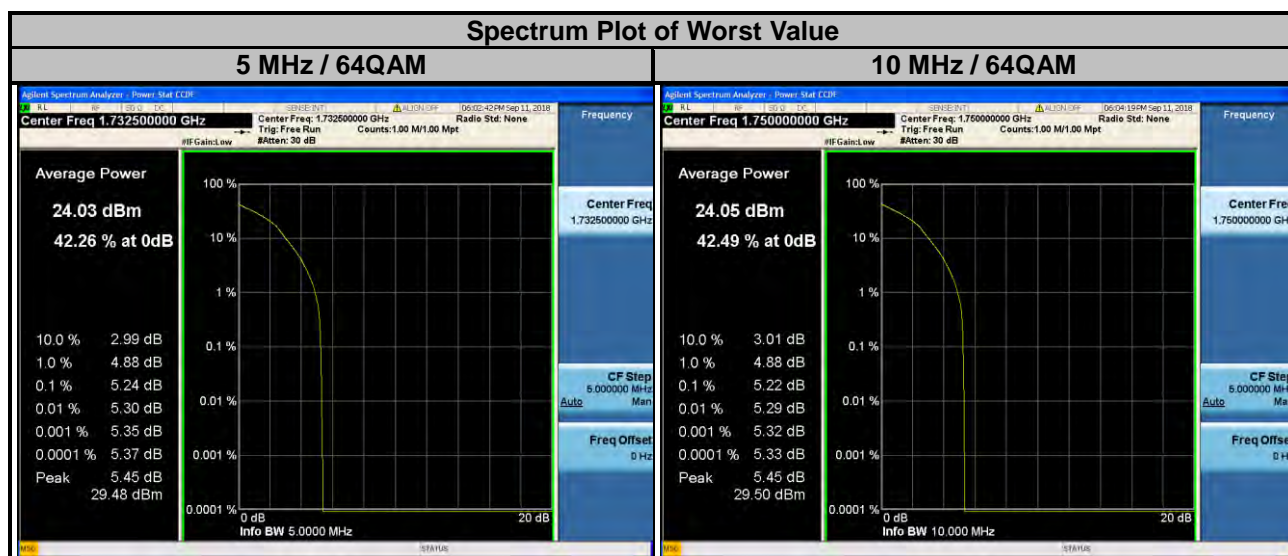
LTE Band 4

Channel Bandwidth: 1.4 MHz					Channel Bandwidth: 3 MHz				
Channel	Frequency (MHz)	Peak to Average Ratio (dB)			Channel	Frequency (MHz)	Peak to Average Ratio (dB)		
		QPSK	16QAM	64QAM			QPSK	16QAM	64QAM
19957	1710.7	3.76	5.15	5.26	19965	1711.5	3.58	5.04	5.26
20175	1732.5	3.85	5.32	5.40	20175	1732.5	3.65	5.18	5.28
20393	1754.3	3.71	5.15	5.20	20385	1753.5	3.52	5.05	5.11

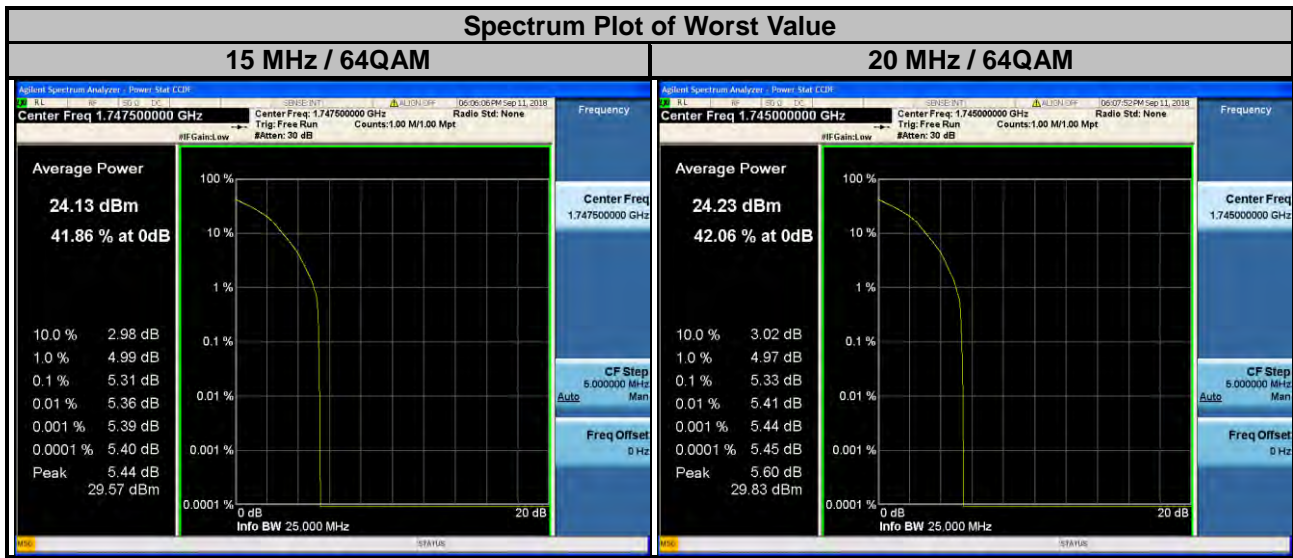
Spectrum Plot of Worst Value



LTE Band 4									
Channel Bandwidth: 5 MHz					Channel Bandwidth: 10 MHz				
Channel	Frequency (MHz)	Peak to Average Ratio (dB)			Channel	Frequency (MHz)	Peak to Average Ratio (dB)		
		QPSK	16QAM	64QAM			QPSK	16QAM	64QAM
19975	1712.5	3.58	5.02	5.10	20000	1715.0	3.57	5.02	5.10
20175	1732.5	3.62	5.19	5.24	20175	1732.5	3.51	5.09	5.10
20375	1752.5	3.51	5.06	5.07	20350	1750.0	3.56	5.15	5.22



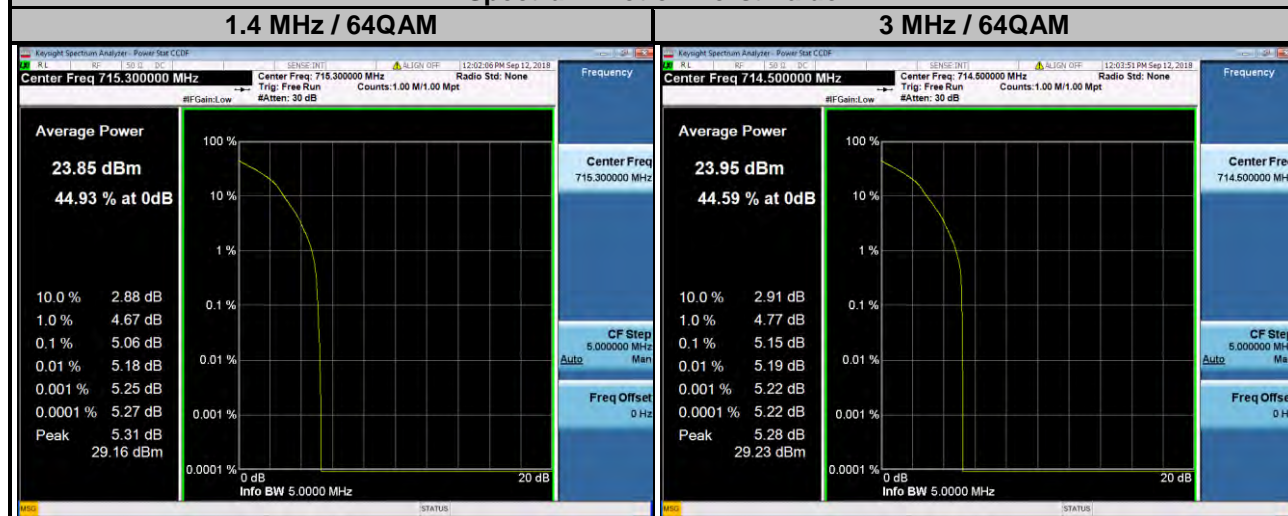
LTE Band 4									
Channel Bandwidth: 15 MHz					Channel Bandwidth: 20 MHz				
Channel	Frequency (MHz)	Peak to Average Ratio (dB)			Channel	Frequency (MHz)	Peak to Average Ratio (dB)		
		QPSK	16QAM	64QAM			QPSK	16QAM	64QAM
20025	1717.5	3.53	4.96	5.03	20050	1720.0	3.50	5.07	5.09
20175	1732.5	3.44	4.96	5.06	20175	1732.5	3.42	4.94	5.04
20325	1747.5	3.64	5.23	5.31	20300	1745.0	3.63	5.16	5.33



LTE Band 12

Channel Bandwidth: 1.4 MHz					Channel Bandwidth: 3 MHz				
Channel	Frequency (MHz)	Peak to Average Ratio (dB)			Channel	Frequency (MHz)	Peak to Average Ratio (dB)		
		QPSK	16QAM	64QAM			QPSK	16QAM	64QAM
23017	699.7	3.18	4.67	4.49	23025	700.5	3.06	4.39	4.45
23095	707.5	3.15	4.48	4.51	23095	707.5	3.07	4.46	4.53
23173	715.3	3.52	5.03	5.06	23165	714.5	3.44	5.05	5.15

Spectrum Plot of Worst Value



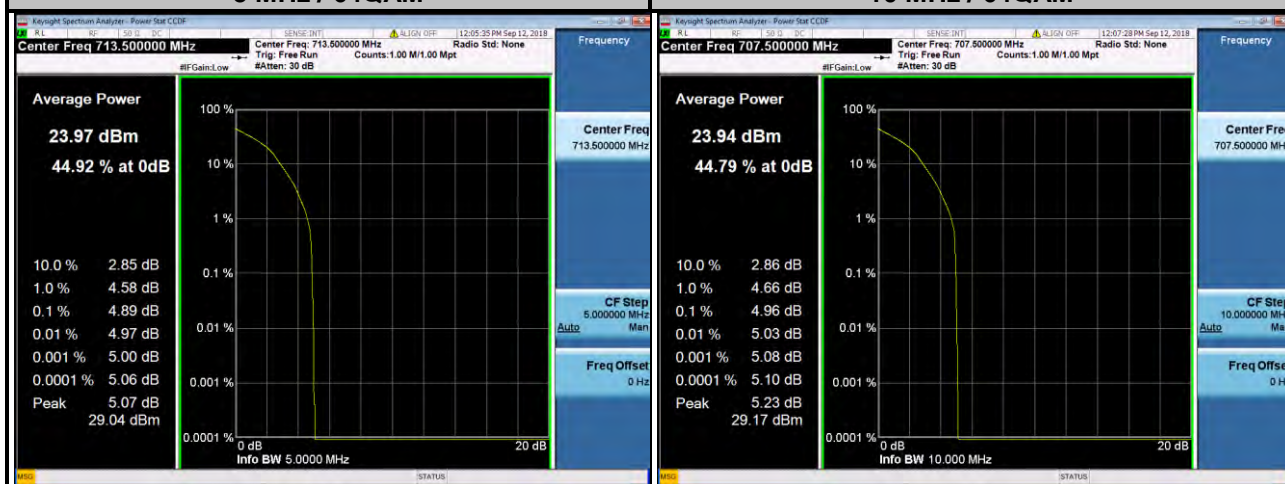
LTE Band 12

Channel Bandwidth: 5 MHz					Channel Bandwidth: 10 MHz				
Channel	Frequency (MHz)	Peak to Average Ratio (dB)			Channel	Frequency (MHz)	Peak to Average Ratio (dB)		
		QPSK	16QAM	64QAM			QPSK	16QAM	64QAM
23035	701.5	3.08	4.43	4.46	23060	704.0	3.11	4.46	4.48
23095	707.5	3.16	4.61	4.67	23095	707.5	3.28	4.88	4.96
23155	713.5	3.31	4.81	4.89	23130	711.0	3.02	4.33	4.41

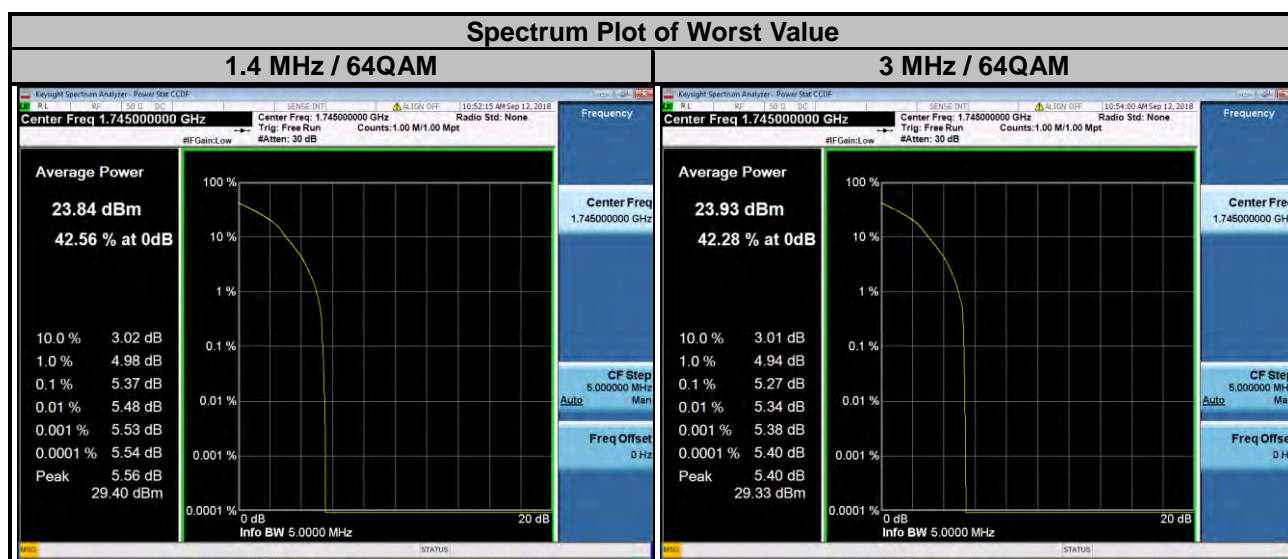
Spectrum Plot of Worst Value

5 MHz / 64QAM

10 MHz / 64QAM



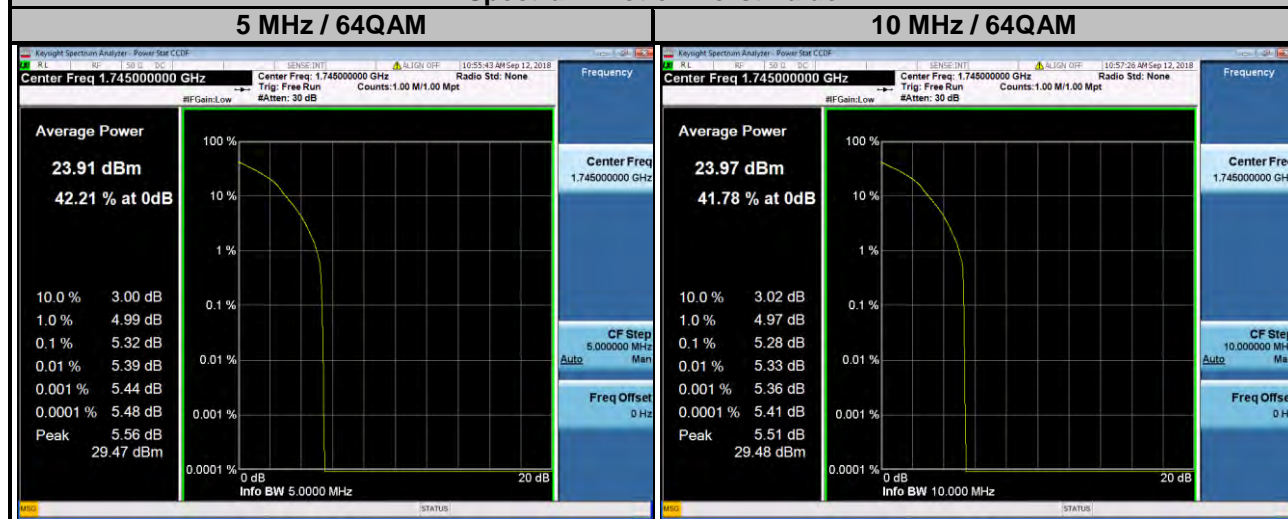
LTE Band 66									
Channel Bandwidth: 1.4 MHz					Channel Bandwidth: 3 MHz				
Channel	Frequency (MHz)	Peak to Average Ratio (dB)			Channel	Frequency (MHz)	Peak to Average Ratio (dB)		
		QPSK	16QAM	64QAM			QPSK	16QAM	64QAM
131979	1710.7	3.80	5.20	5.33	131987	1711.5	3.63	5.08	5.20
132322	1745.0	3.86	5.35	5.37	132322	1745.0	3.66	5.19	5.27
132665	1779.3	3.49	4.89	4.99	132657	1778.5	3.39	4.83	4.94



LTE Band 66

Channel Bandwidth: 5 MHz					Channel Bandwidth: 10 MHz				
Channel	Frequency (MHz)	Peak to Average Ratio (dB)			Channel	Frequency (MHz)	Peak to Average Ratio (dB)		
		QPSK	16QAM	64QAM			QPSK	16QAM	64QAM
131997	1712.5	3.62	5.05	5.22	132022	1715.0	3.55	5.08	5.18
132322	1745.0	3.66	5.26	5.32	132322	1745.0	3.64	5.21	5.28
132647	1777.5	3.43	4.92	4.99	132622	1775.0	3.53	5.07	5.15

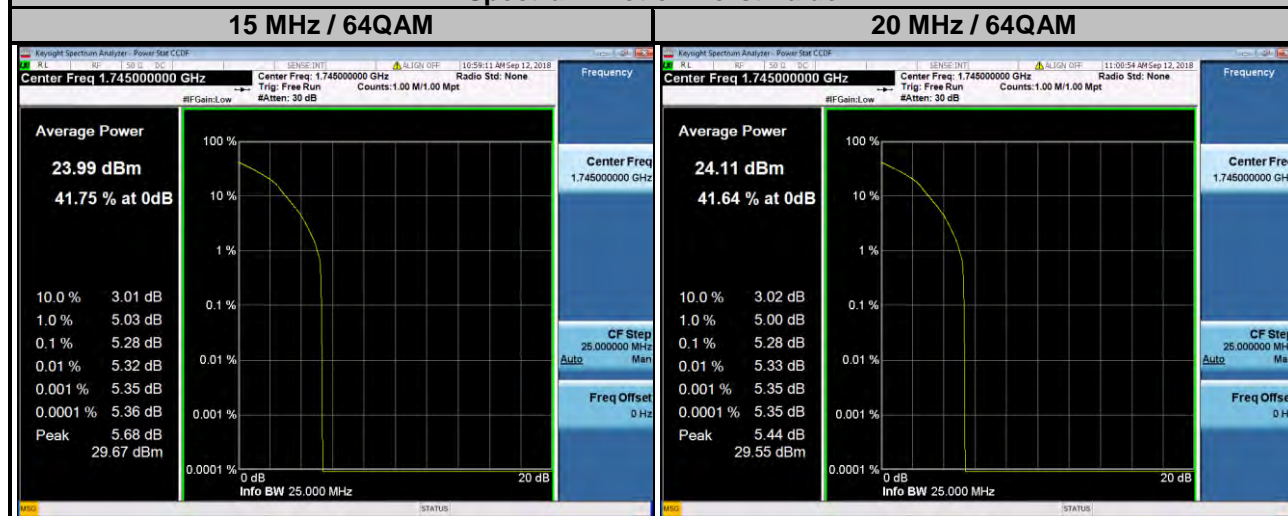
Spectrum Plot of Worst Value



LTE Band 66

Channel Bandwidth: 15 MHz					Channel Bandwidth: 20 MHz				
Channel	Frequency (MHz)	Peak to Average Ratio (dB)			Channel	Frequency (MHz)	Peak to Average Ratio (dB)		
		QPSK	16QAM	64QAM			QPSK	16QAM	64QAM
132047	1717.5	3.52	5.24	5.11	132072	1720.0	3.53	5.06	5.09
132322	1745.0	3.62	5.20	5.28	132322	1745.0	3.62	5.20	5.28
132597	1772.5	3.48	4.98	5.17	132572	1770.0	3.50	5.07	5.18

Spectrum Plot of Worst Value

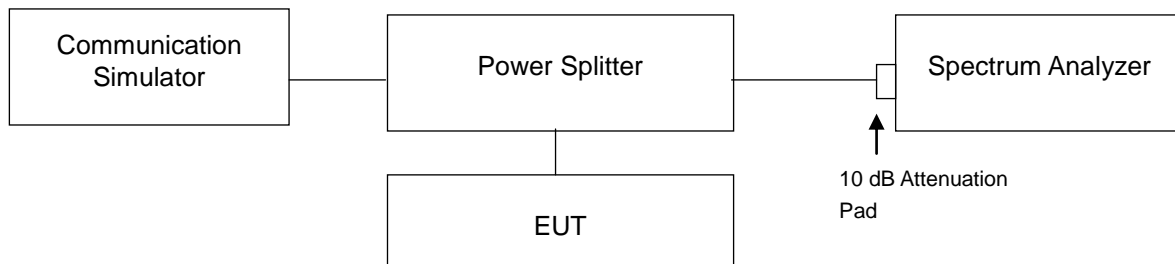


4.7 Conducted Spurious Emissions

4.7.1 Limits of Conducted Spurious Emissions Measurement

The power of any emission outside a licensee's frequency block shall be attenuated below the transmitter power (P) by at least $43 + 10 \log (P)$ dB. The limit of emission is equal to -13 dBm.

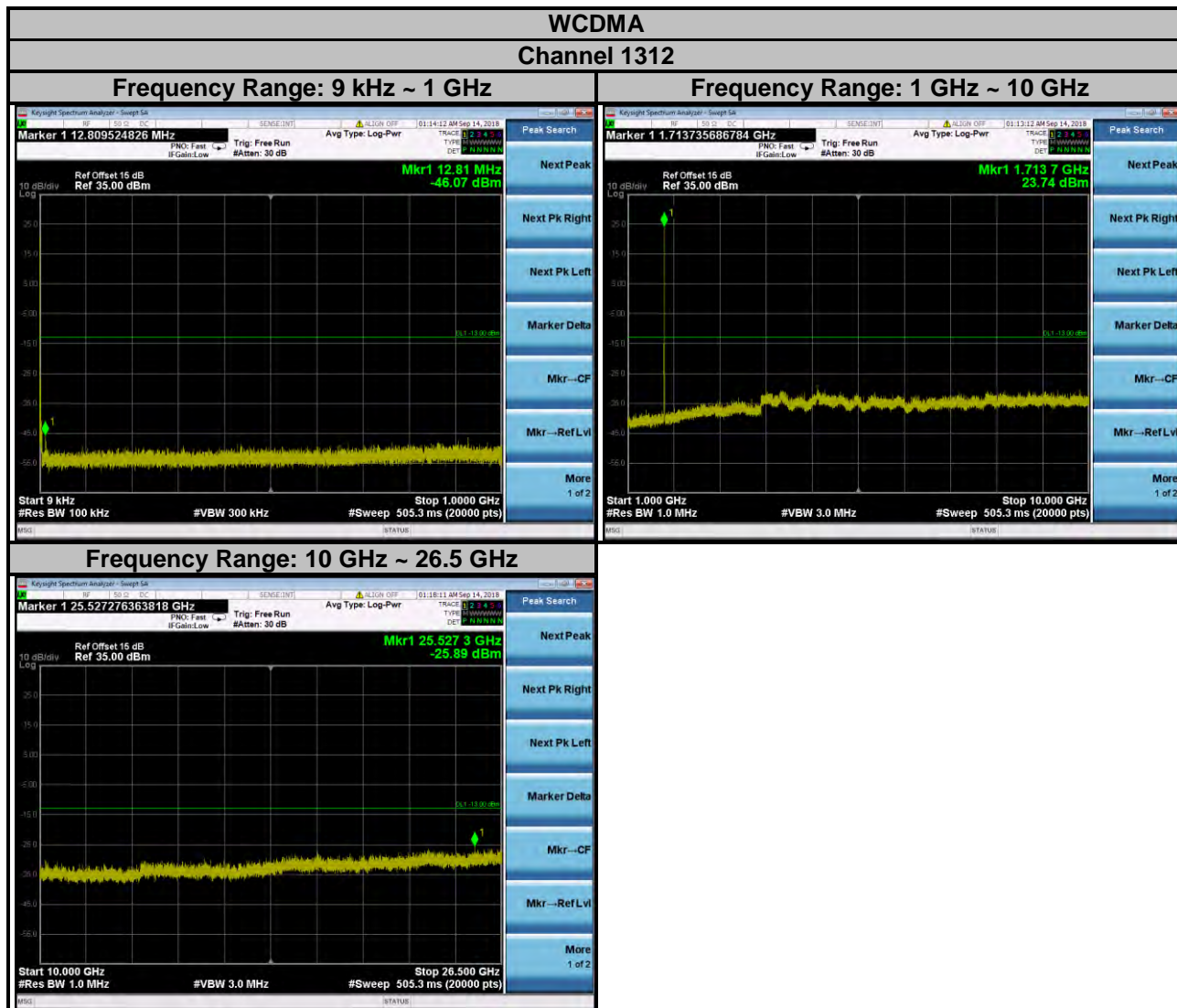
4.7.2 Test Setup



4.7.3 Test Procedure

- The EUT makes a phone call to the communication simulator. All measurements were done at low, middle and high operational frequency range.
- Measuring frequency range from 9 kHz to 10 GHz, 10 dB attenuation pad is connected with spectrum. RBW = 100 kHz and VBW = 300 kHz is used for conducted emission measurement.
- Measuring frequency range from 10 GHz to 27 GHz, 10 dB attenuation pad is connected with spectrum. RBW = 1 MHz and VBW = 3 MHz is used for conducted emission measurement.

4.7.4 Test Results

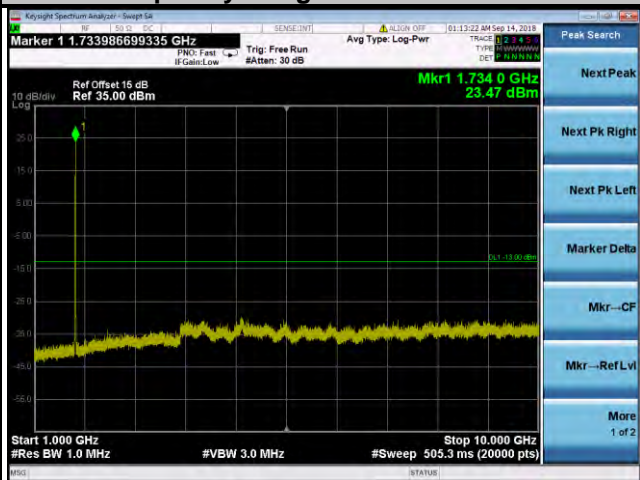
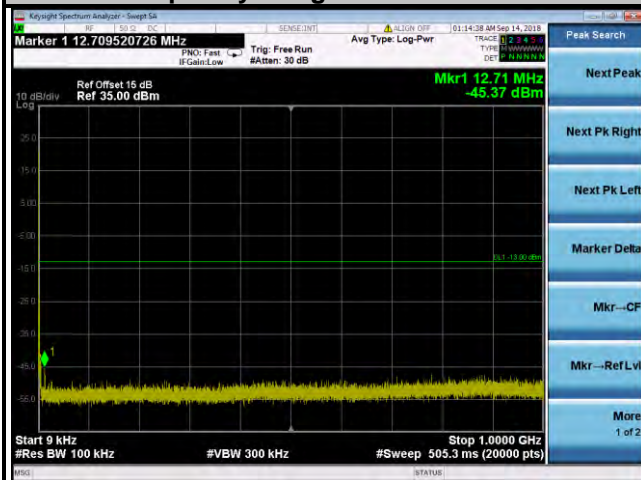


Note: The signal over the limit in 9 kHz is from spectrum analyzer.

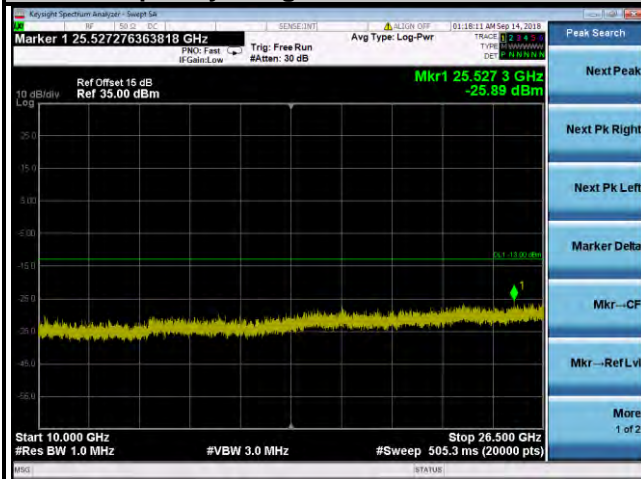
WCDMA Channel 1413

Frequency Range: 9 kHz ~ 1 GHz

Frequency Range: 1 GHz ~ 10 GHz



Frequency Range: 10 GHz ~ 26.5 GHz

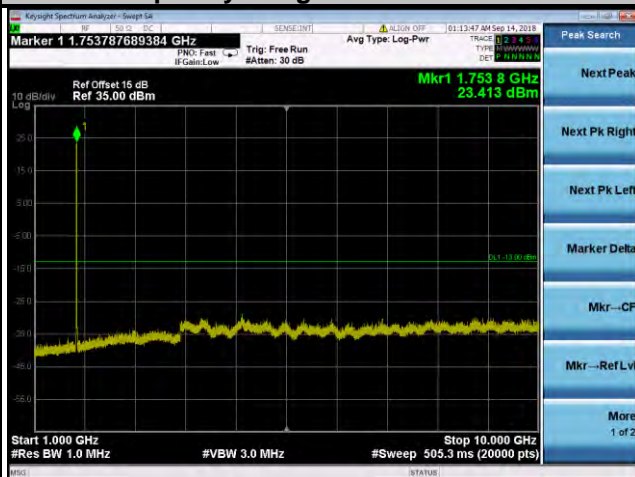
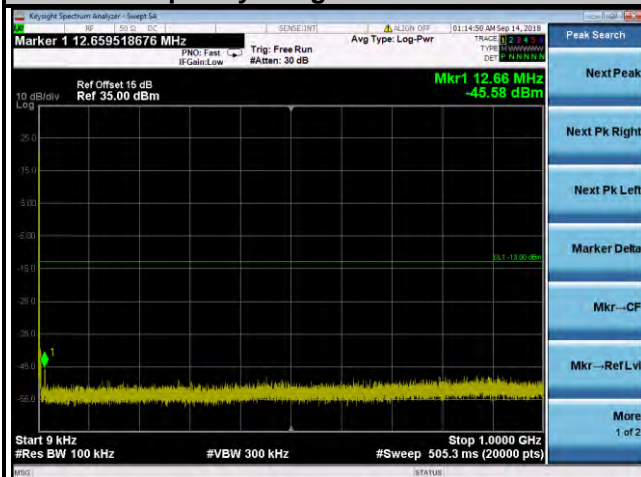


Note: The signal over the limit in 9 kHz is from spectrum analyzer.

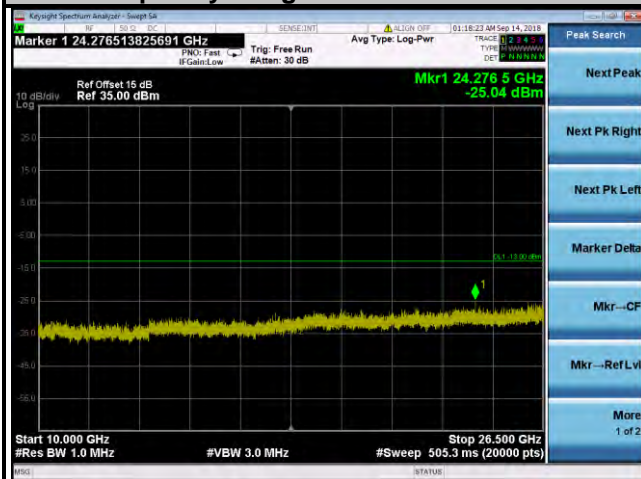
WCDMA Channel 1513

Frequency Range: 9 kHz ~ 1 GHz

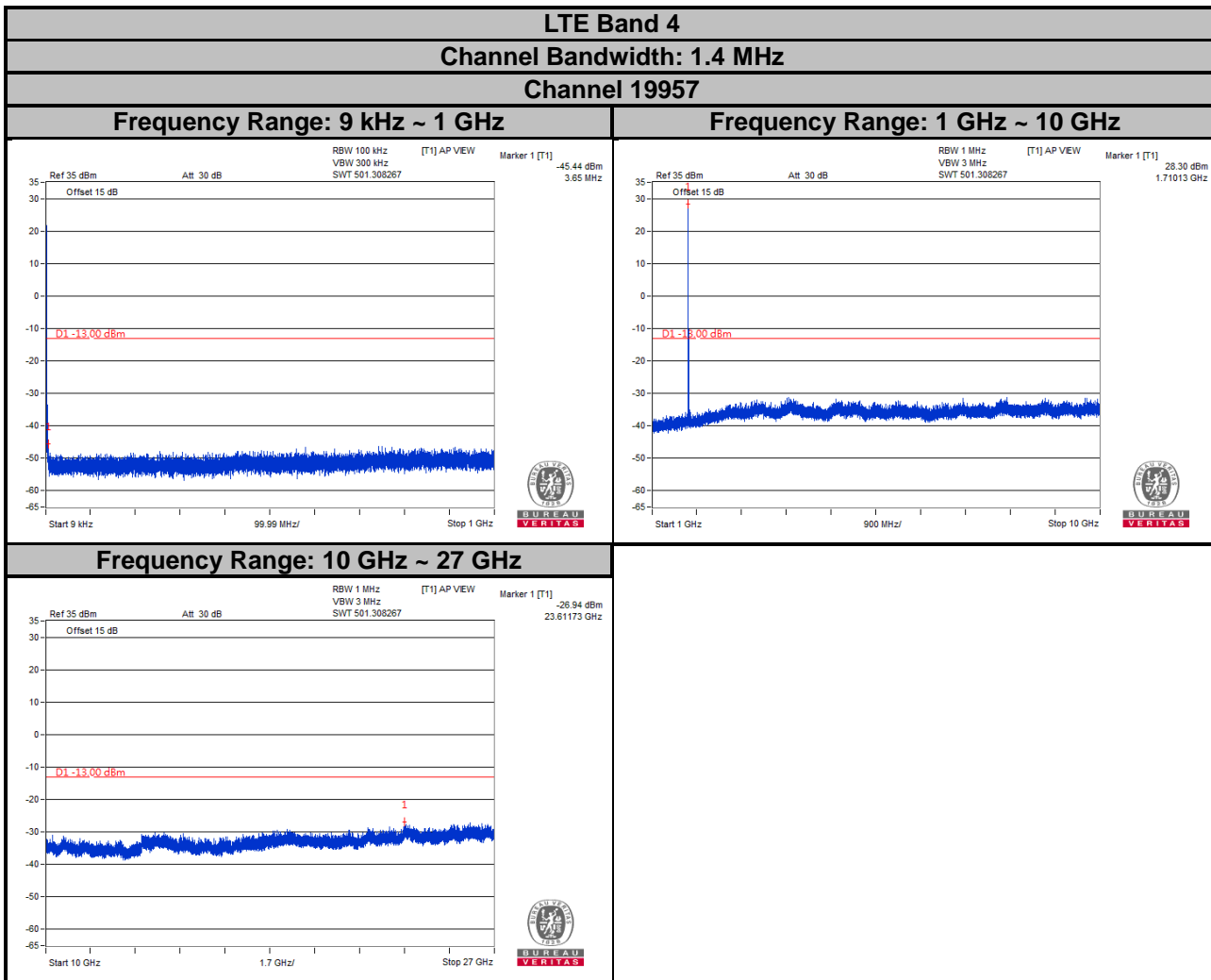
Frequency Range: 1 GHz ~ 10 GHz



Frequency Range: 10 GHz ~ 26.5 GHz



Note: The signal over the limit in 9 kHz is from spectrum analyzer.



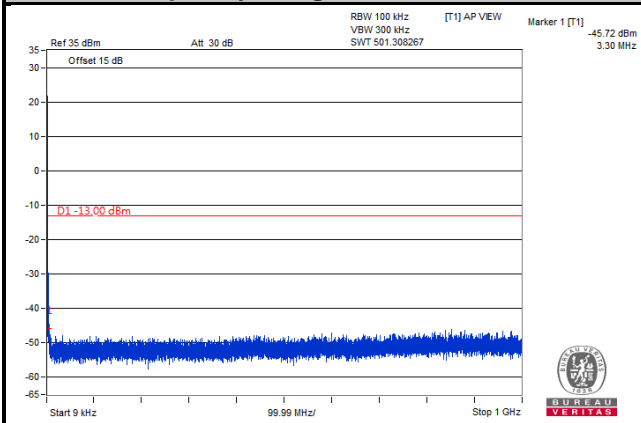
Note: The signal over the limit in 9 kHz is from spectrum analyzer.

LTE Band 4

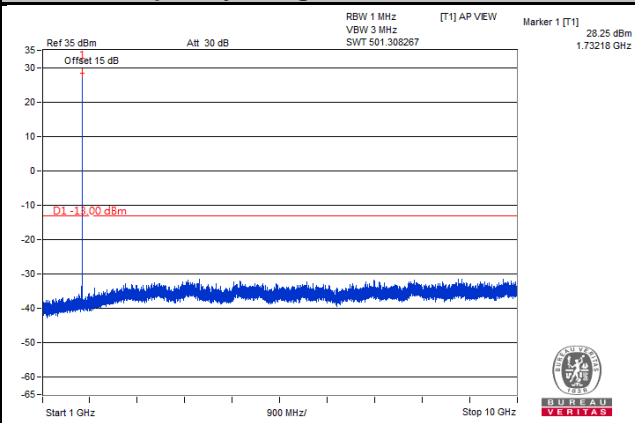
Channel Bandwidth: 1.4 MHz

Channel 20175

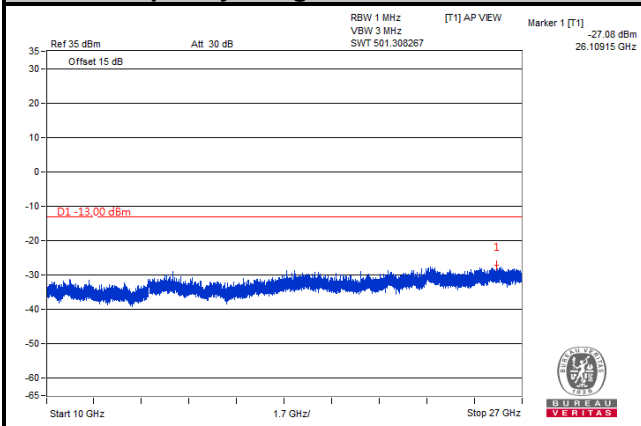
Frequency Range: 9 kHz ~ 1 GHz



Frequency Range: 1 GHz ~ 10 GHz

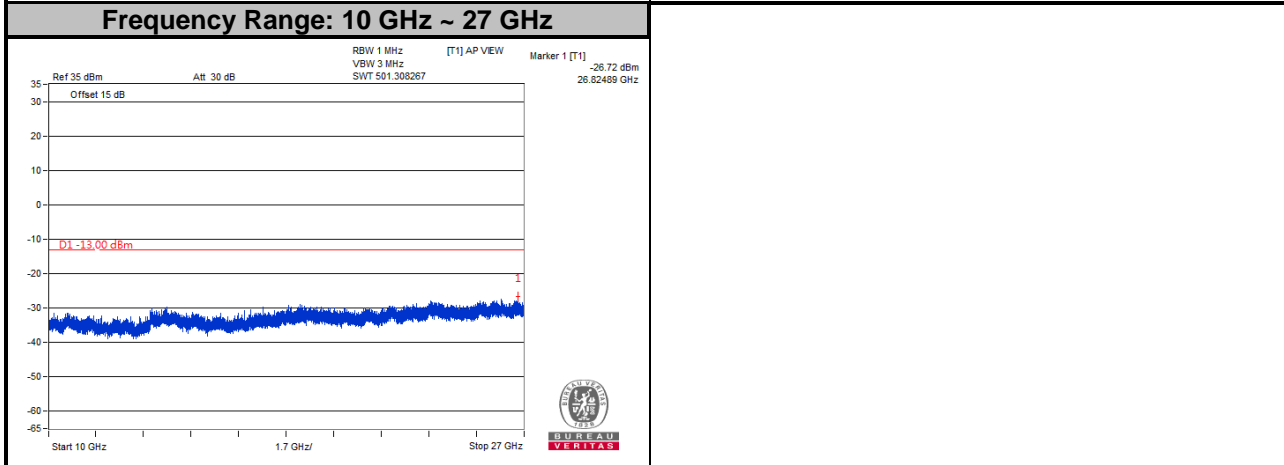
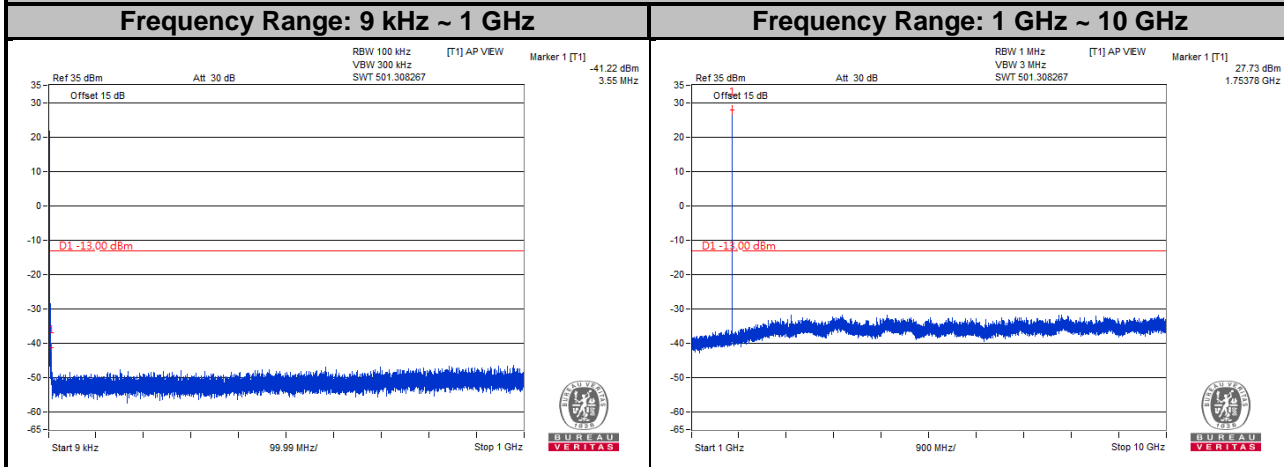


Frequency Range: 10 GHz ~ 27 GHz

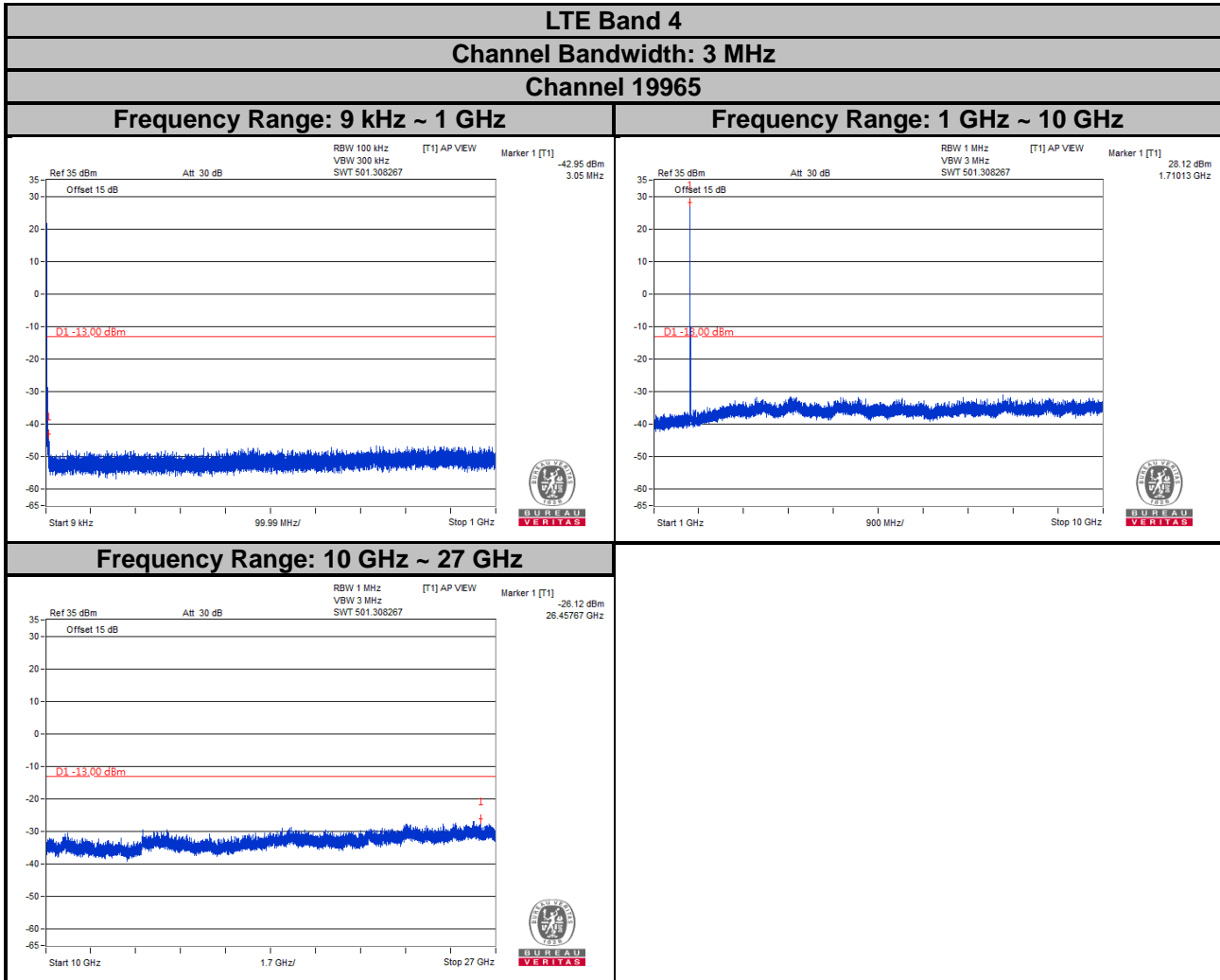


Note: The signal over the limit in 9 kHz is from spectrum analyzer.

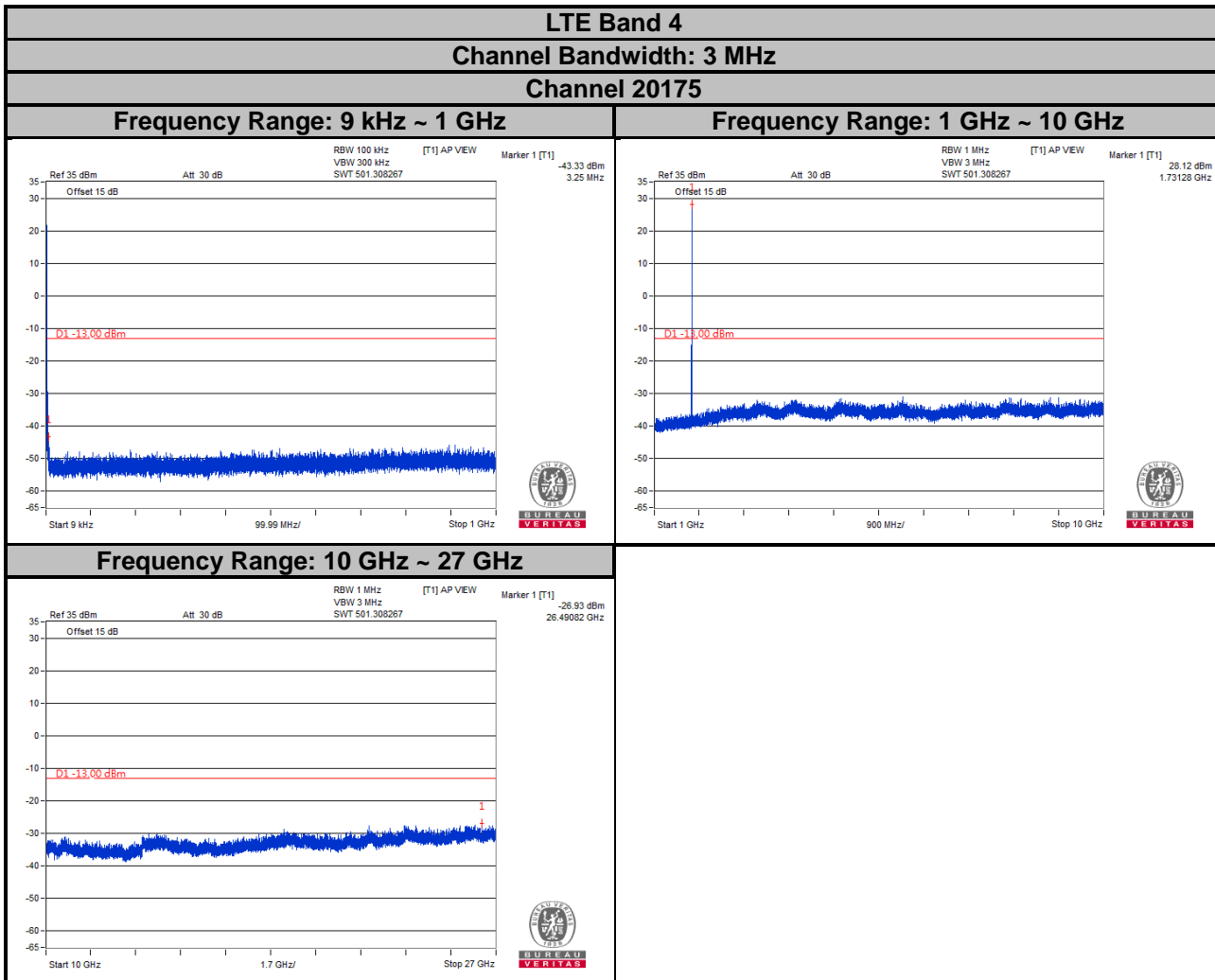
LTE Band 4
Channel Bandwidth: 1.4 MHz
Channel 20393



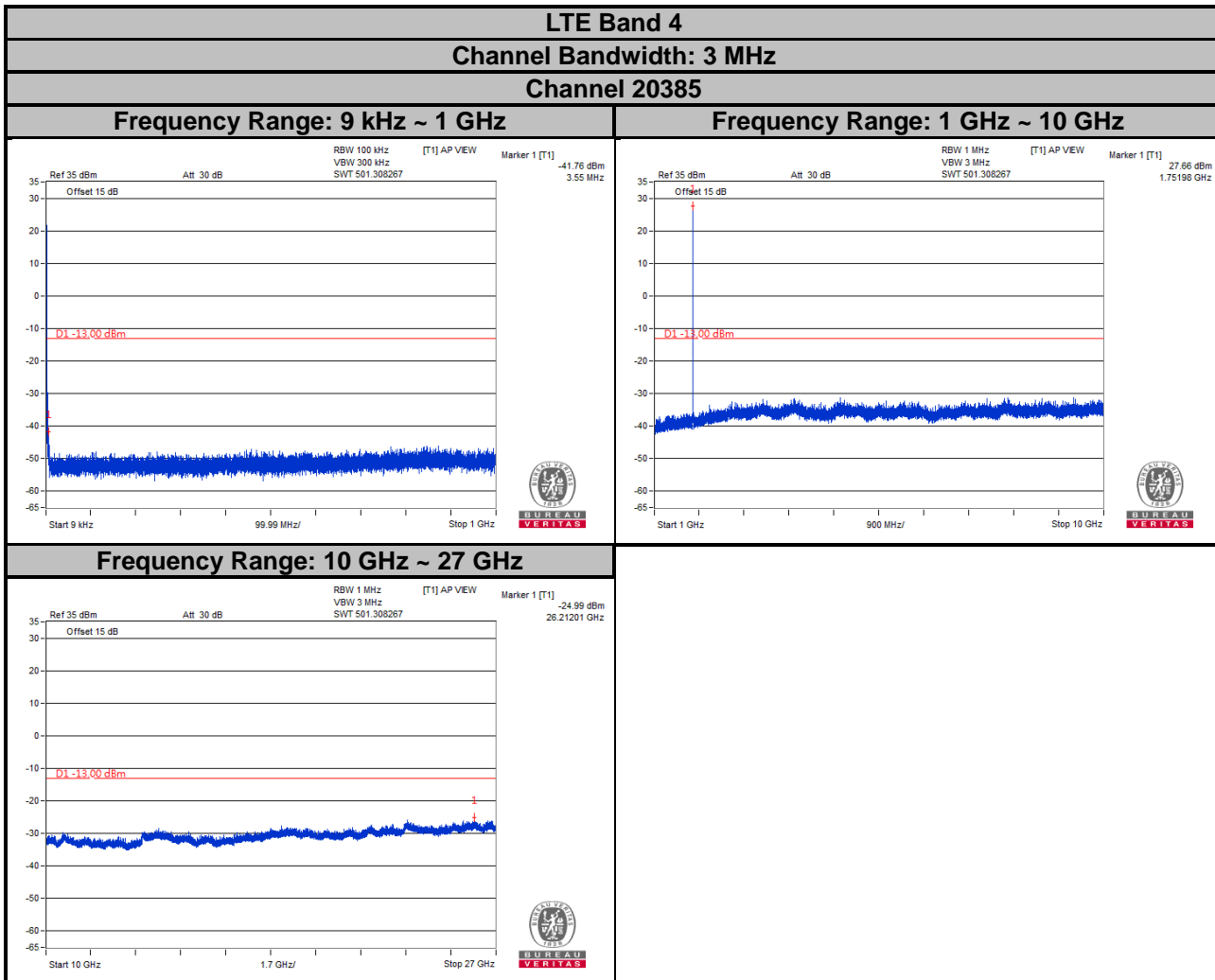
Note: The signal over the limit in 9 kHz is from spectrum analyzer.



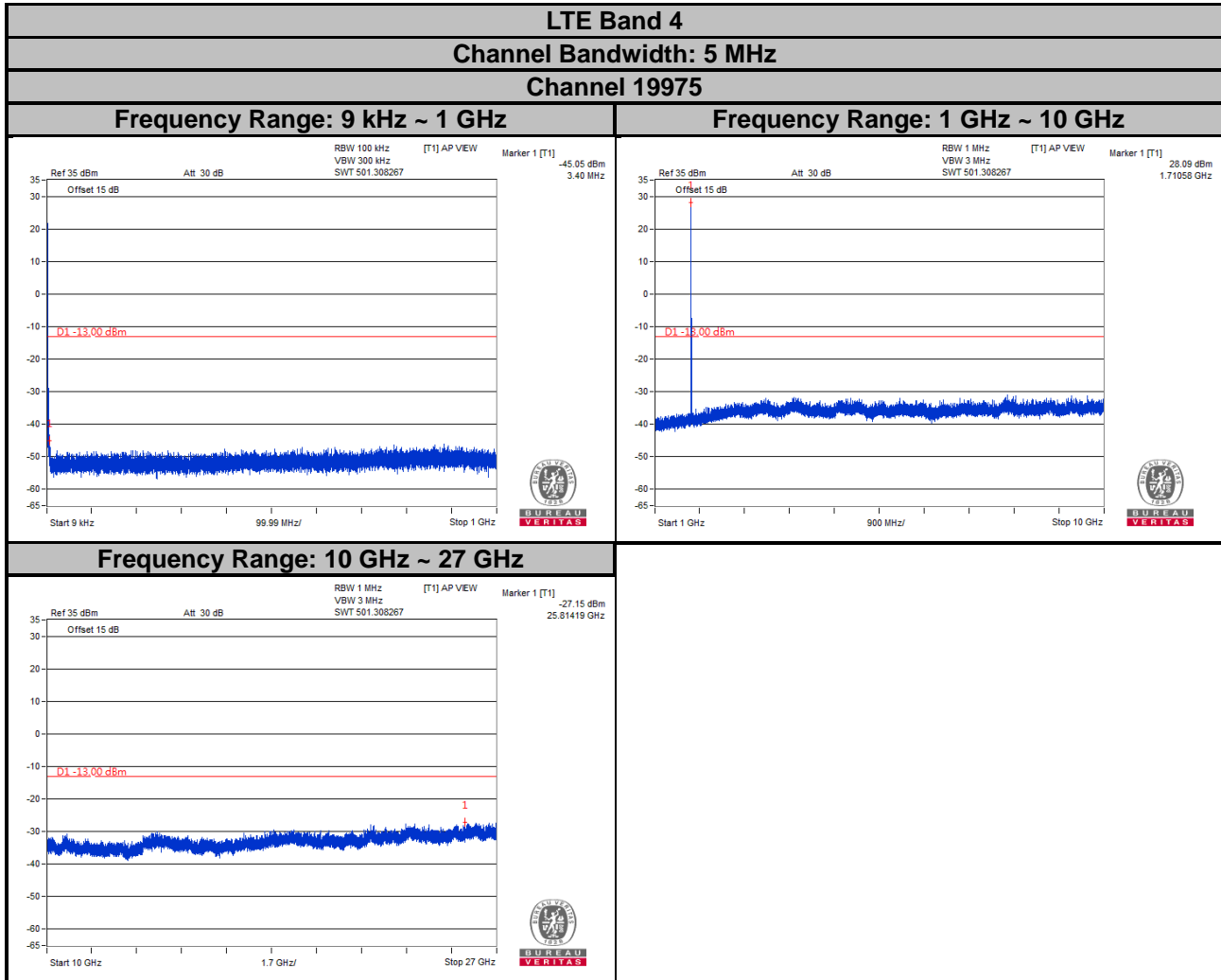
Note: The signal over the limit in 9 kHz is from spectrum analyzer.



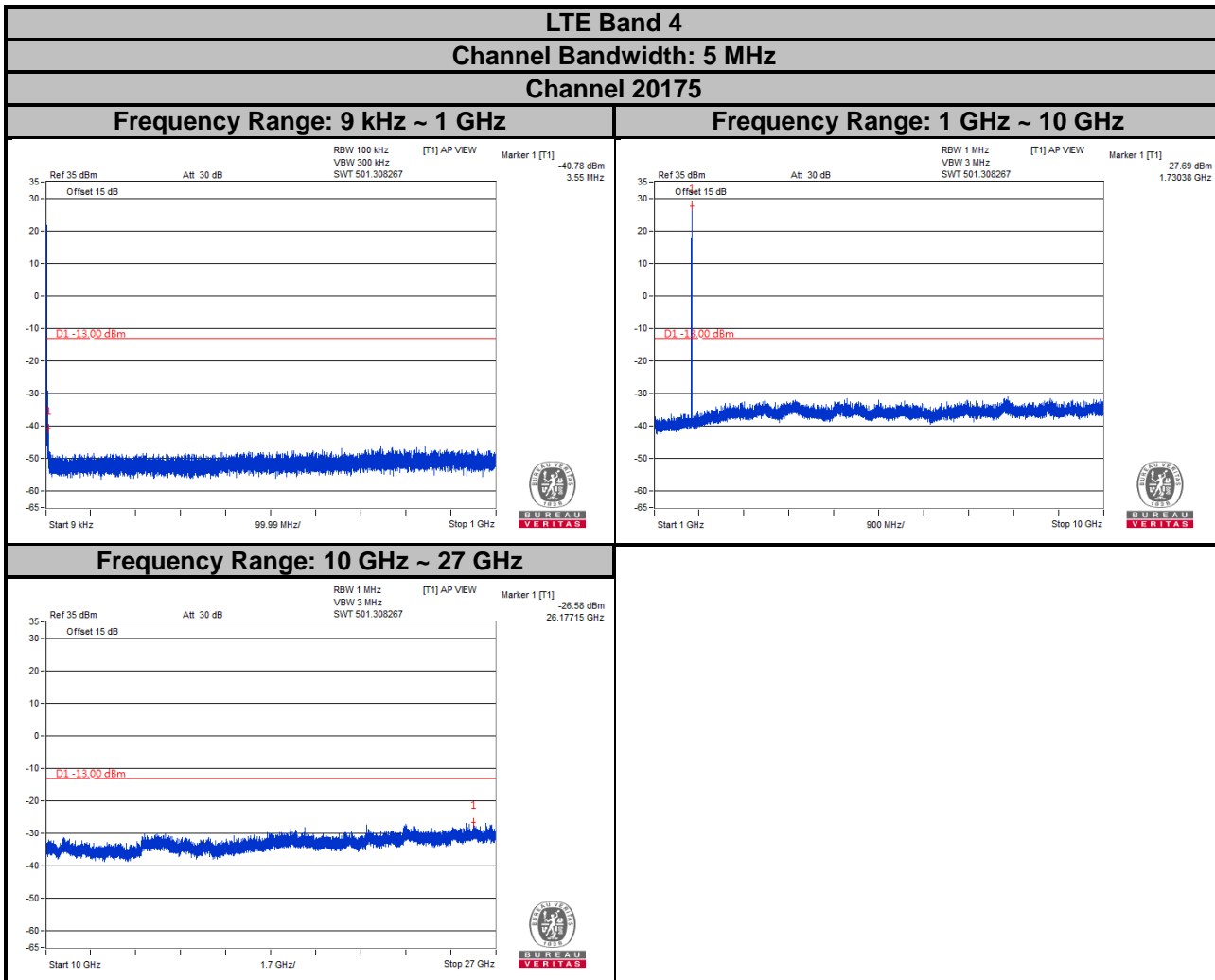
Note: The signal over the limit in 9 kHz is from spectrum analyzer.



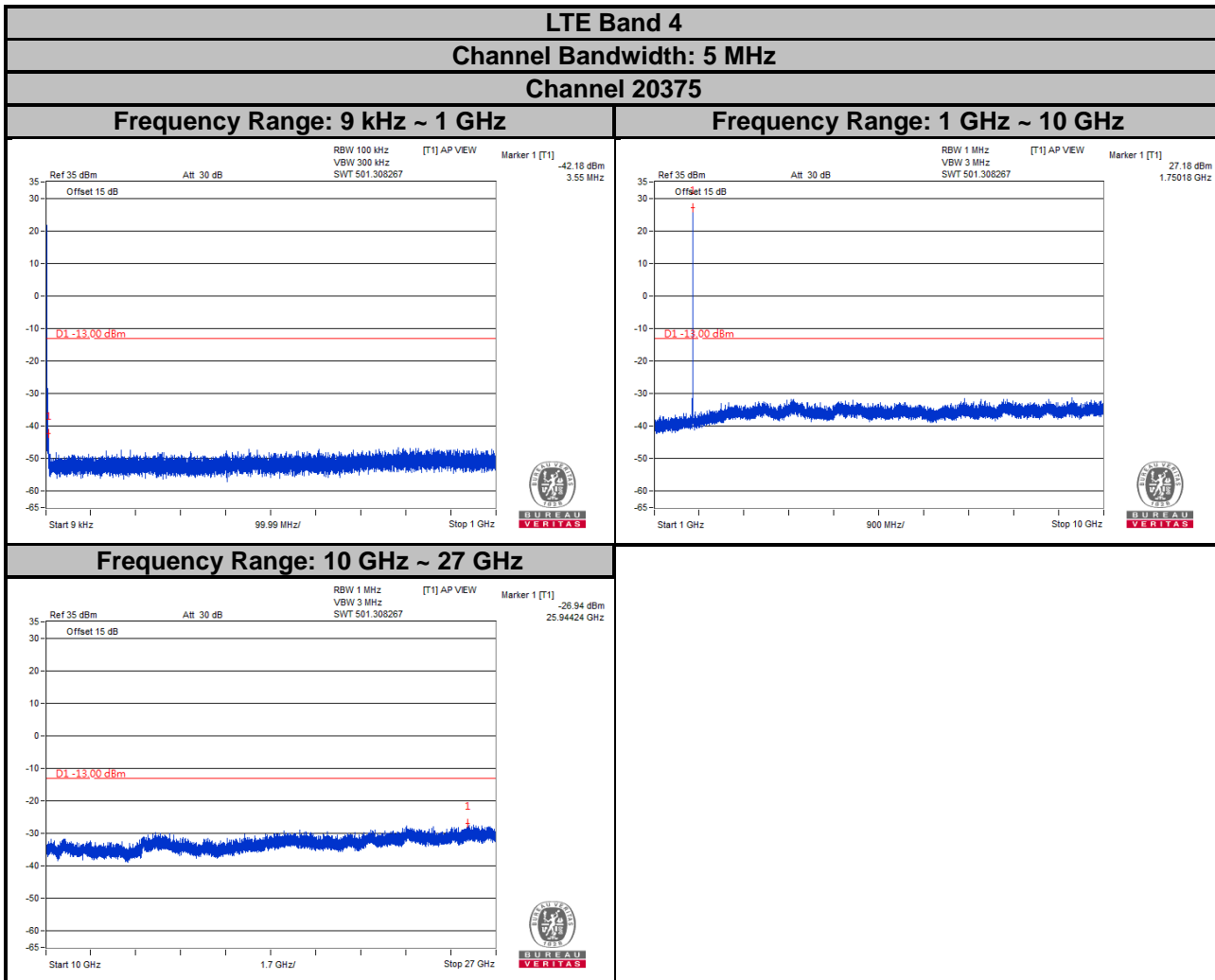
Note: The signal over the limit in 9 kHz is from spectrum analyzer.



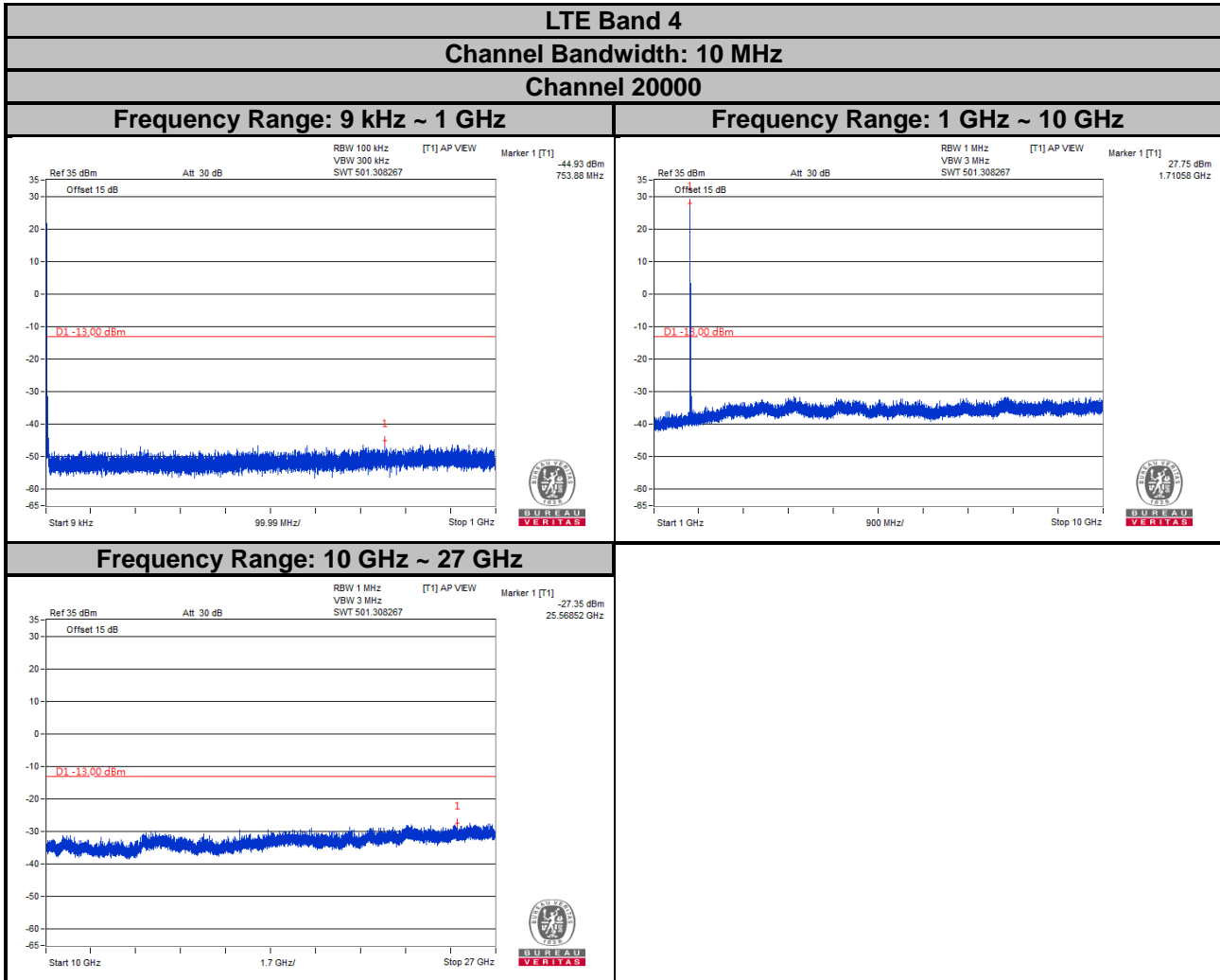
Note: The signal over the limit in 9 kHz is from spectrum analyzer.



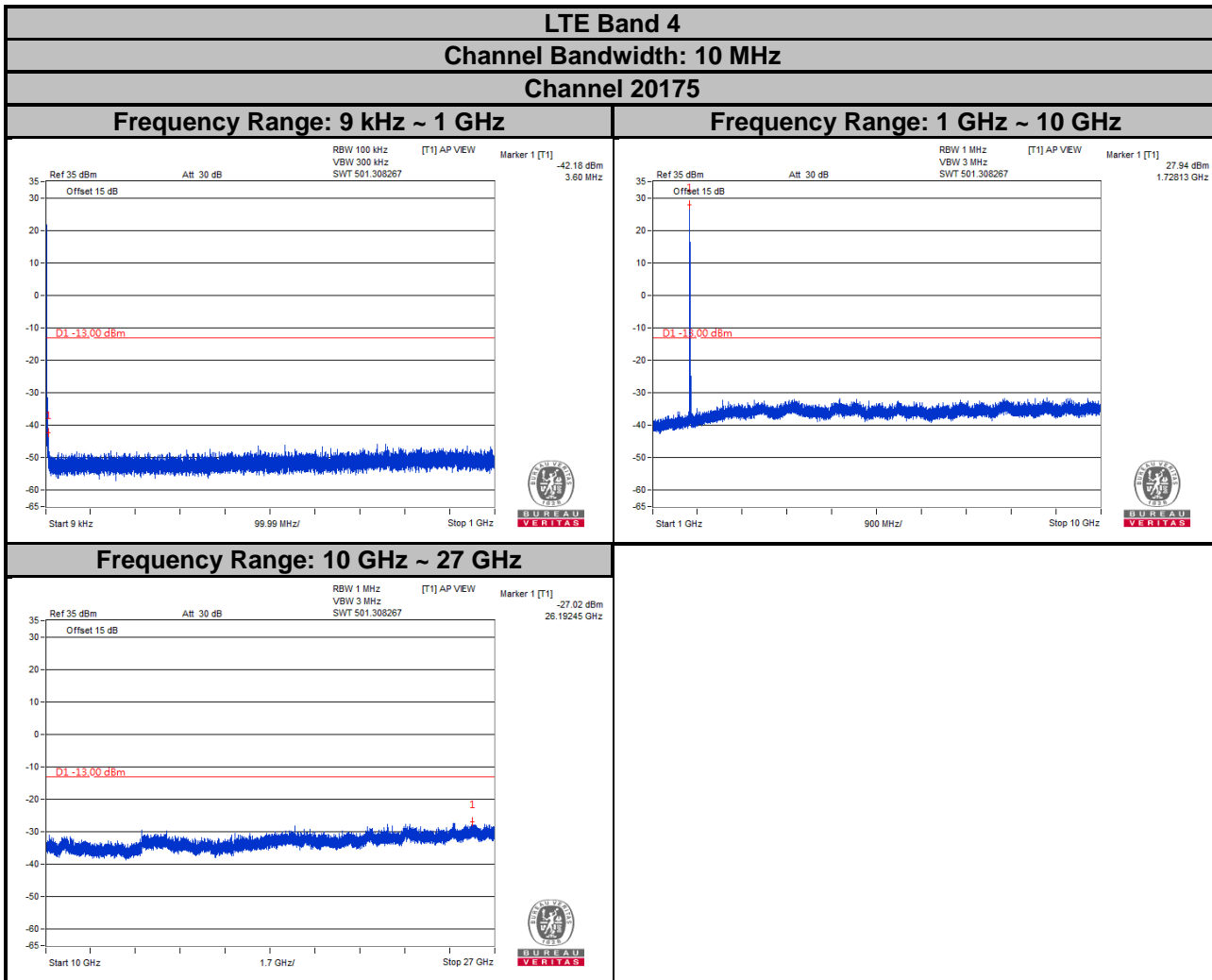
Note: The signal over the limit in 9 kHz is from spectrum analyzer.



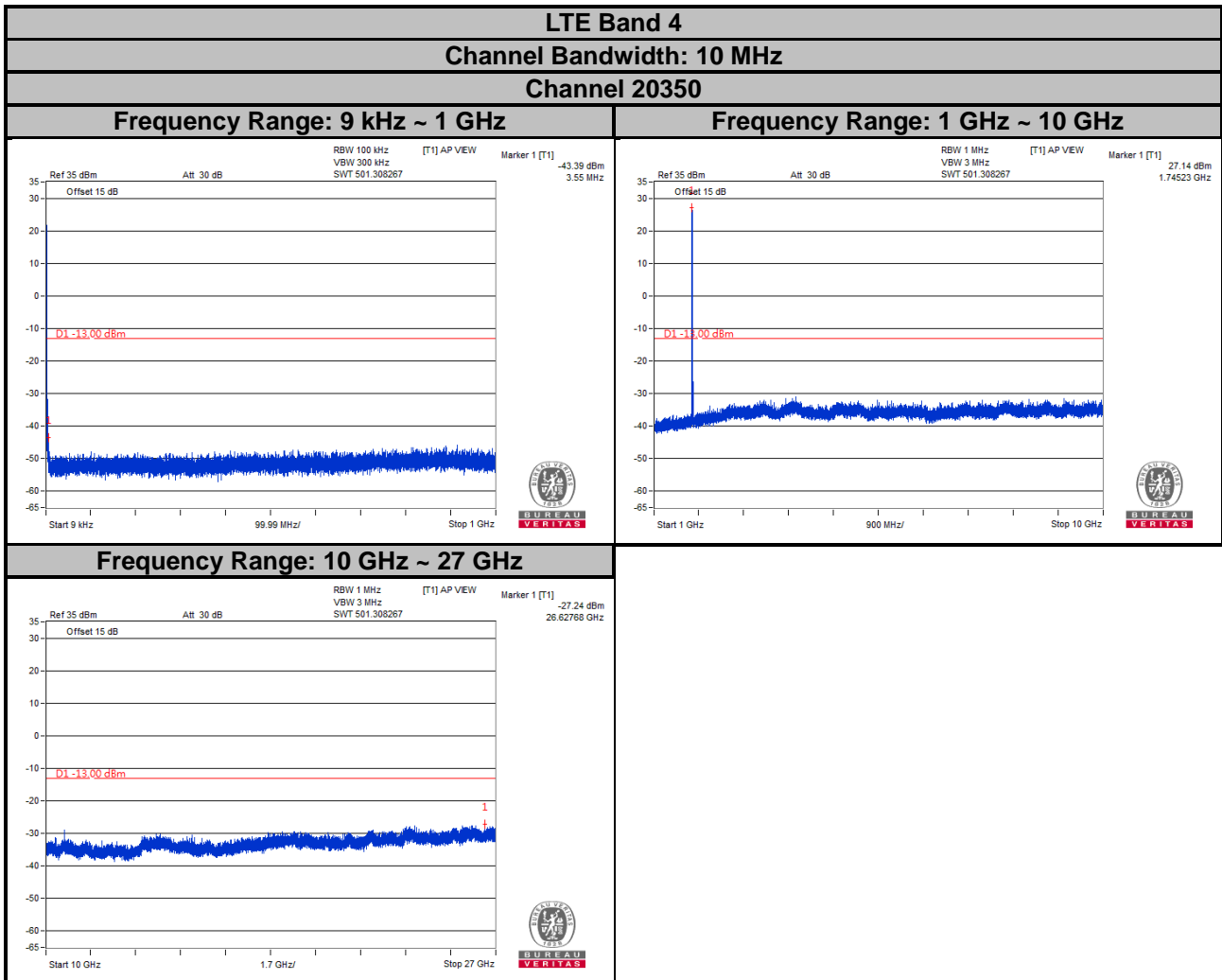
Note: The signal over the limit in 9 kHz is from spectrum analyzer.



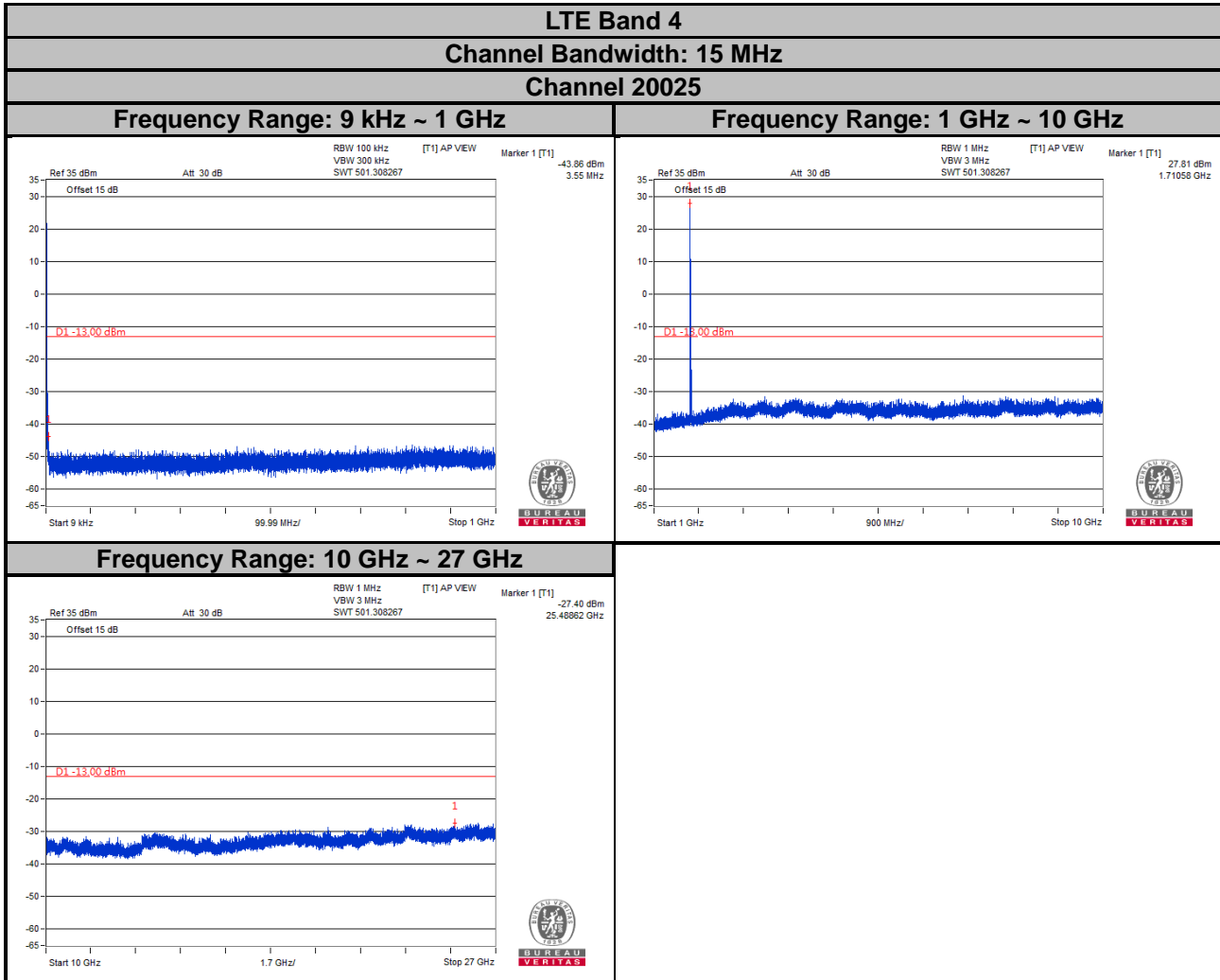
Note: The signal over the limit in 9 kHz is from spectrum analyzer.



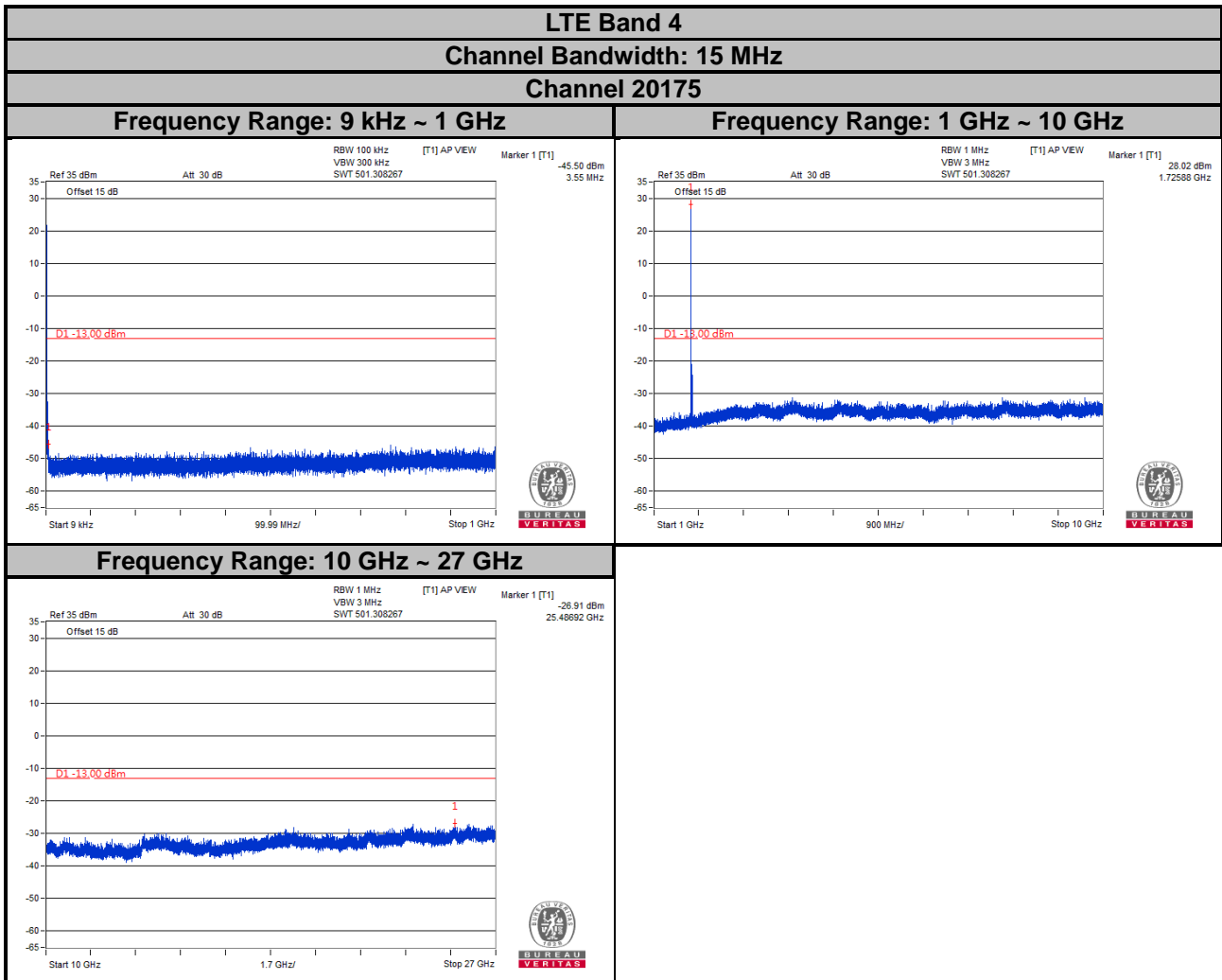
Note: The signal over the limit in 9 kHz is from spectrum analyzer.



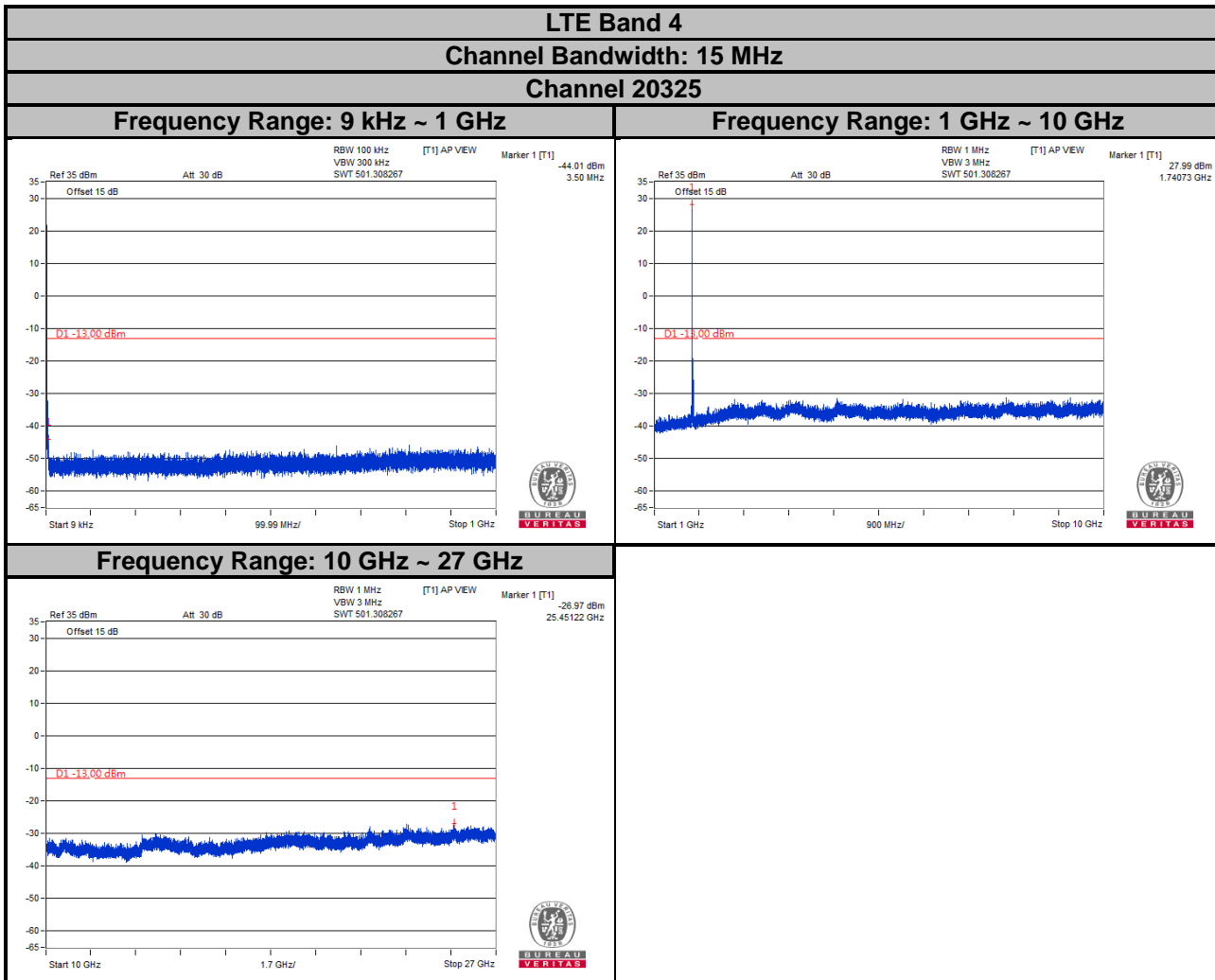
Note: The signal over the limit in 9 kHz is from spectrum analyzer.



Note: The signal over the limit in 9 kHz is from spectrum analyzer.

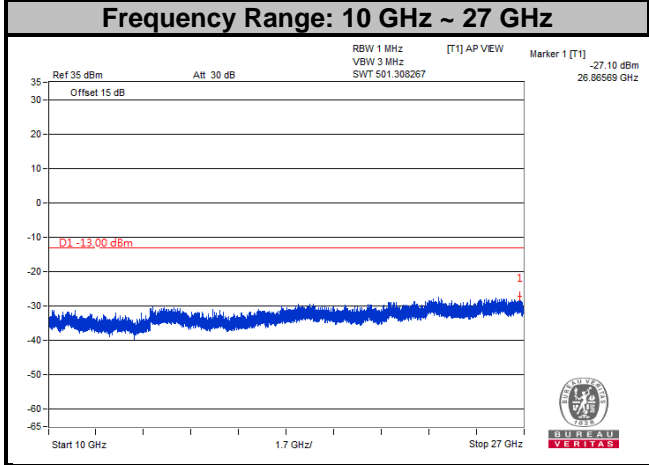
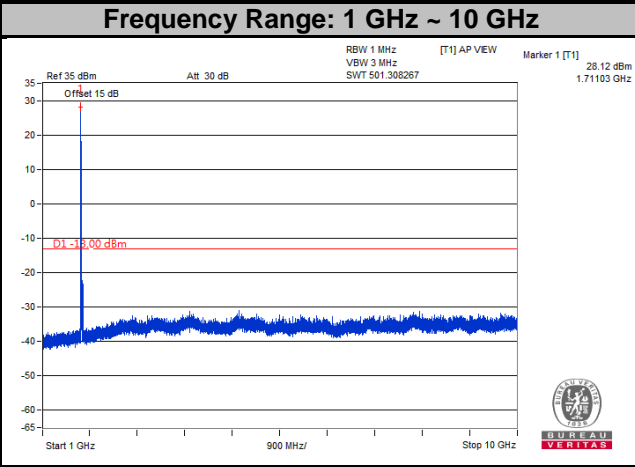
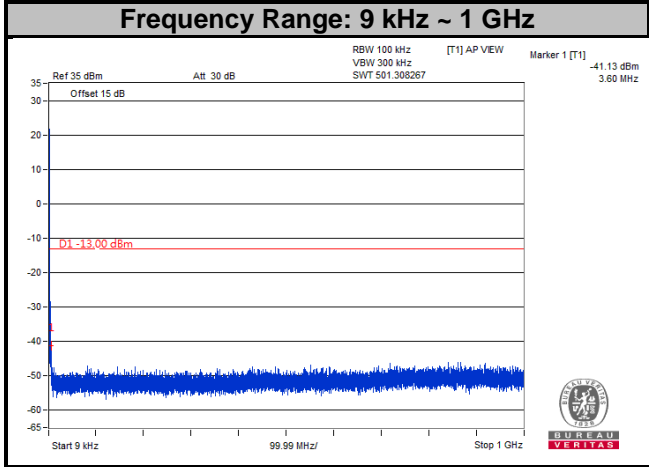


Note: The signal over the limit in 9 kHz is from spectrum analyzer.

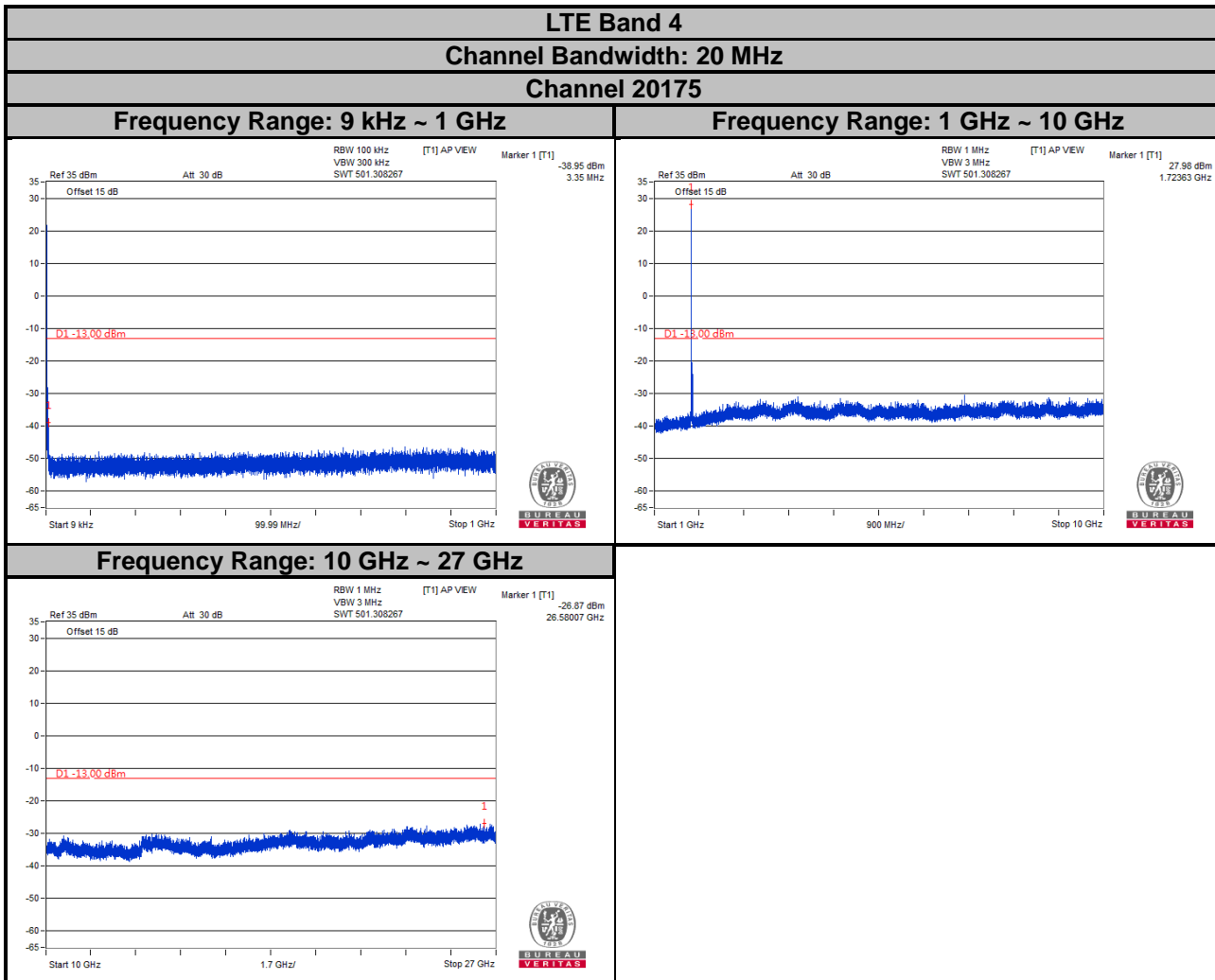


Note: The signal over the limit in 9 kHz is from spectrum analyzer.

LTE Band 4
Channel Bandwidth: 20 MHz
Channel 20050



Note: The signal over the limit in 9 kHz is from spectrum analyzer.



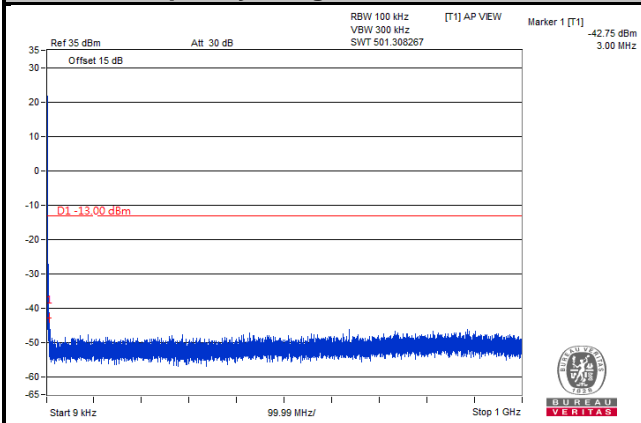
Note: The signal over the limit in 9 kHz is from spectrum analyzer.

LTE Band 4

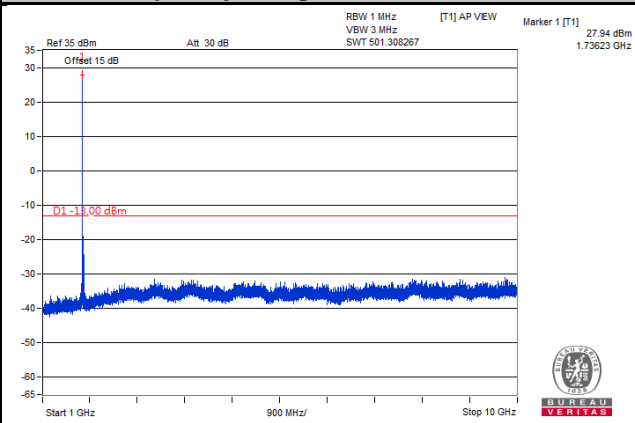
Channel Bandwidth: 20 MHz

Channel 20300

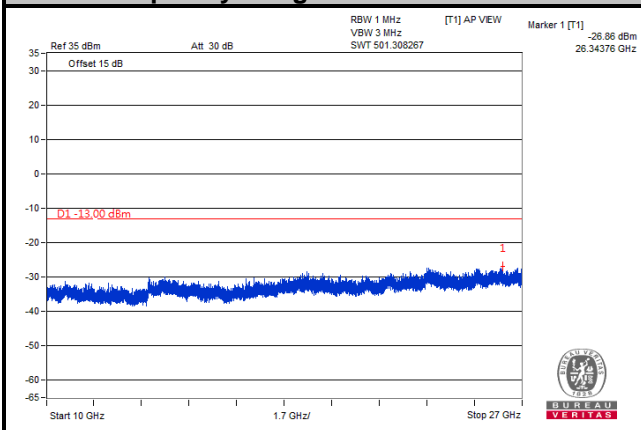
Frequency Range: 9 kHz ~ 1 GHz



Frequency Range: 1 GHz ~ 10 GHz

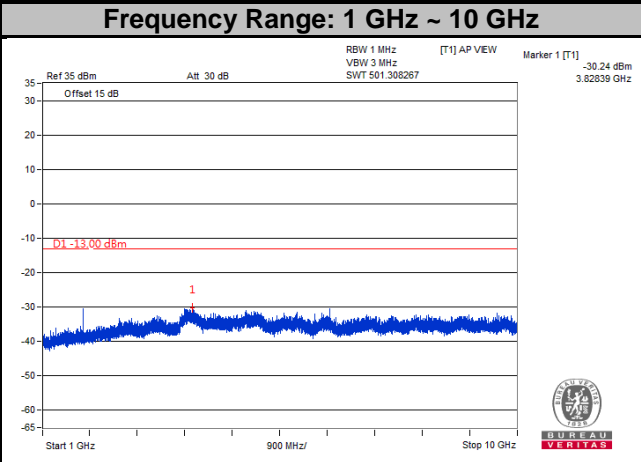
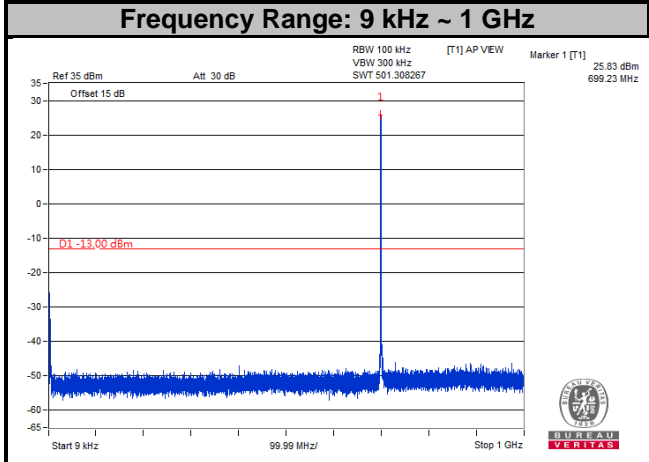


Frequency Range: 10 GHz ~ 27 GHz

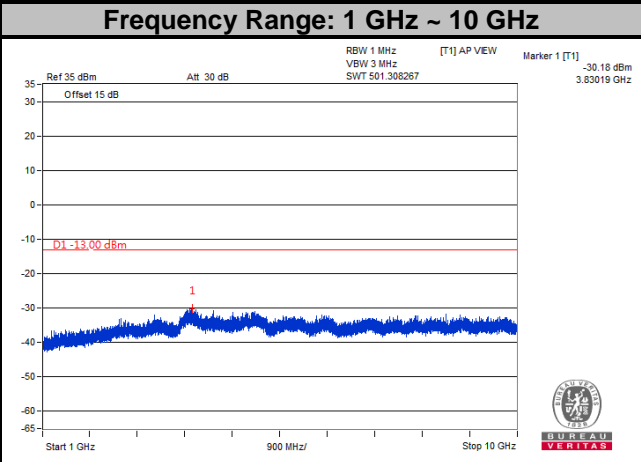
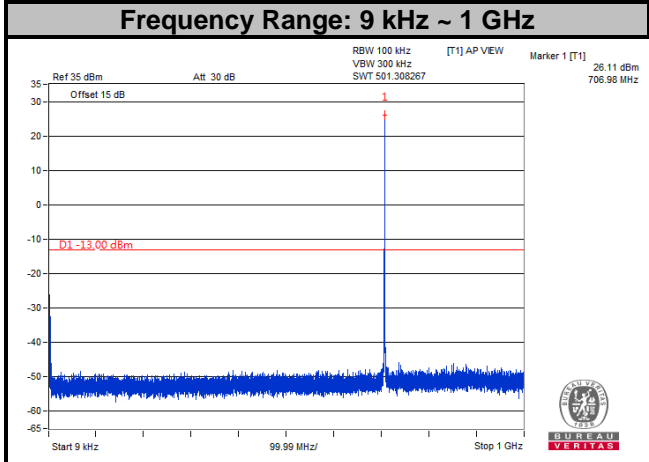


LTE Band 12
Channel Bandwidth: 1.4 MHz

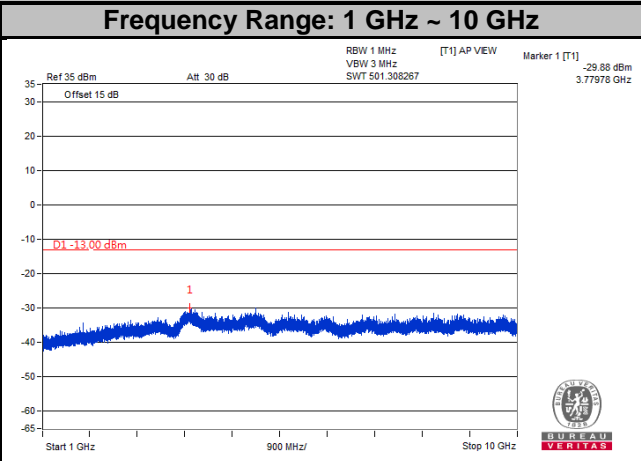
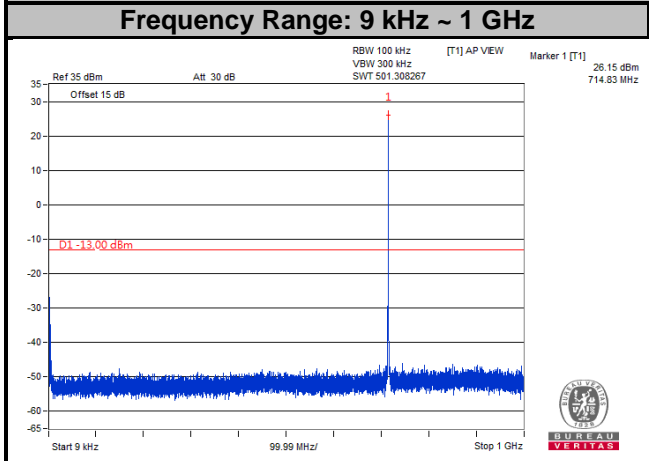
Channel 23017



Channel 23095



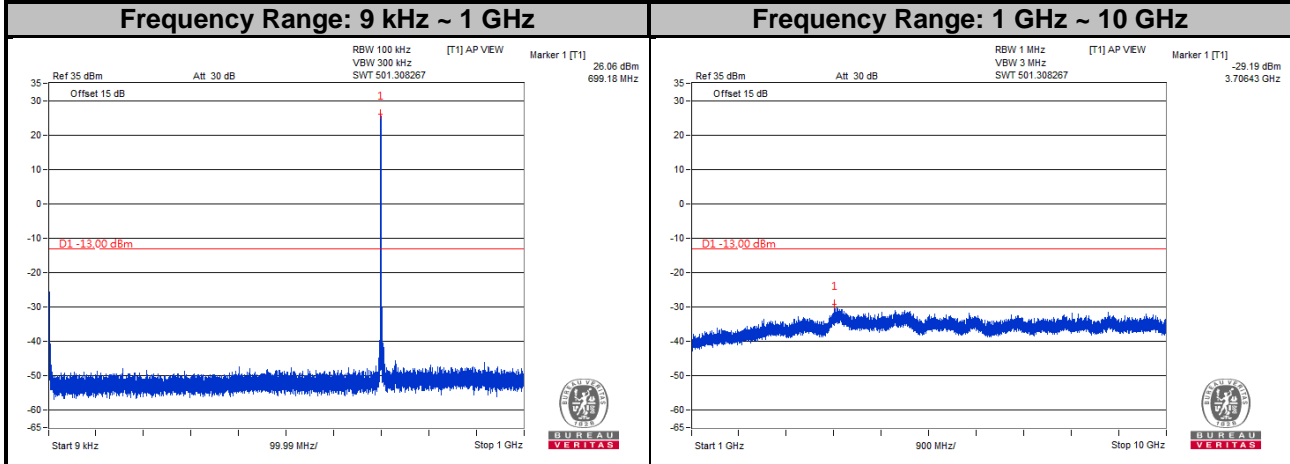
Channel 23173



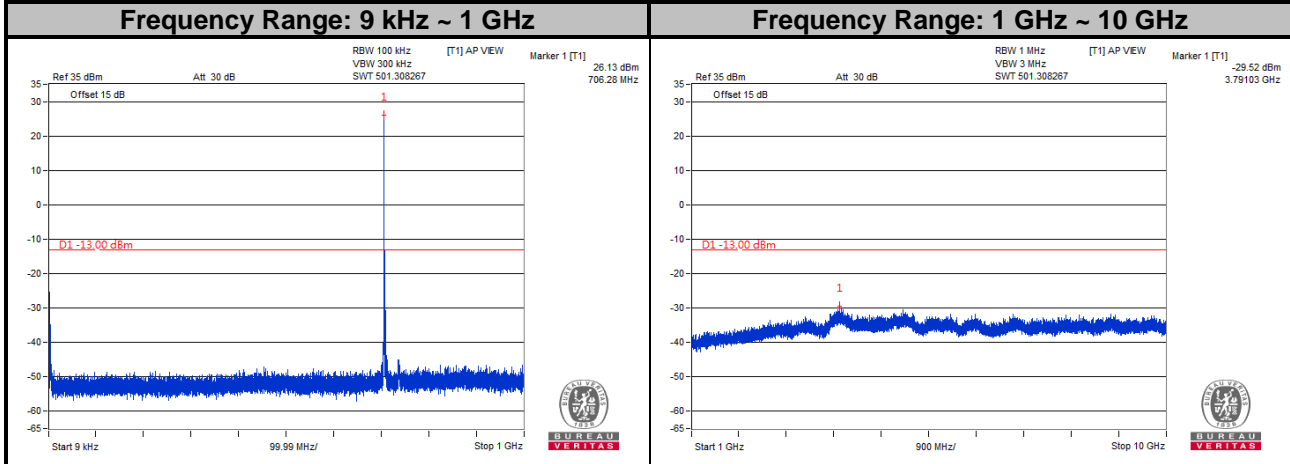
Note: The signal over the limit in 9 kHz is from spectrum analyzer.

LTE Band 12
Channel Bandwidth: 3 MHz

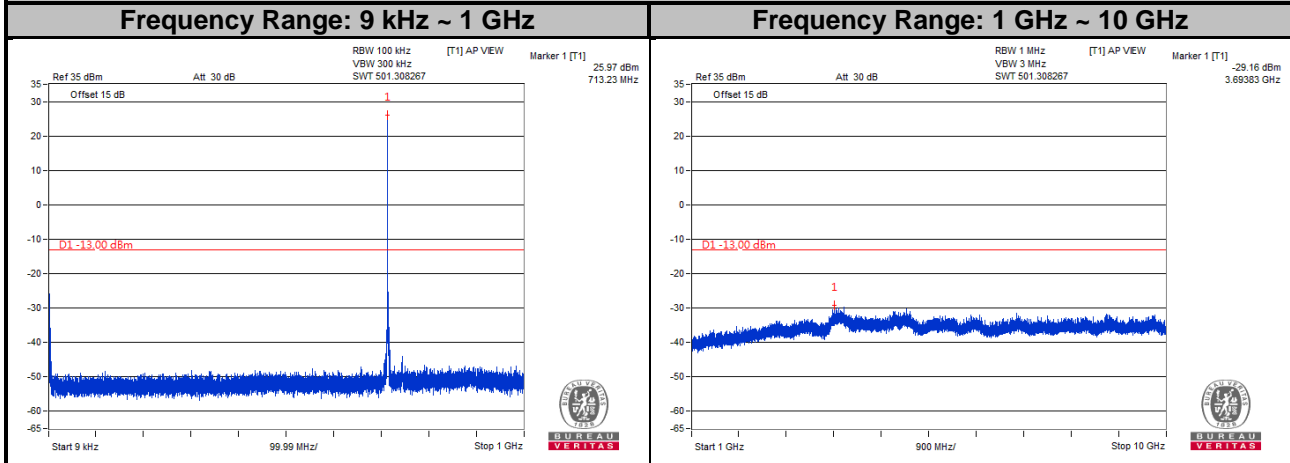
Channel 23025



Channel 23095

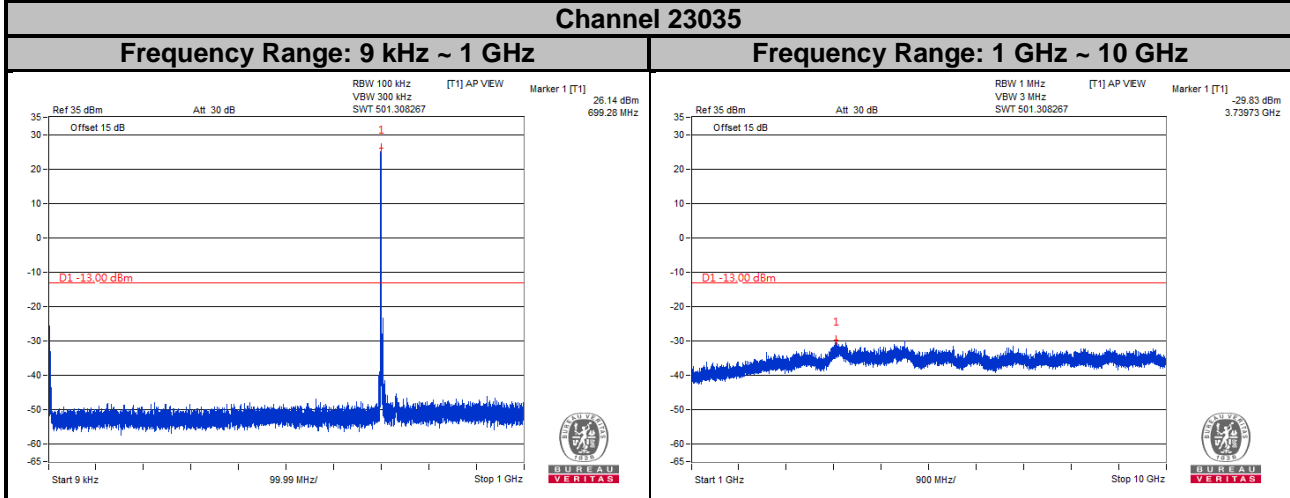


Channel 23165

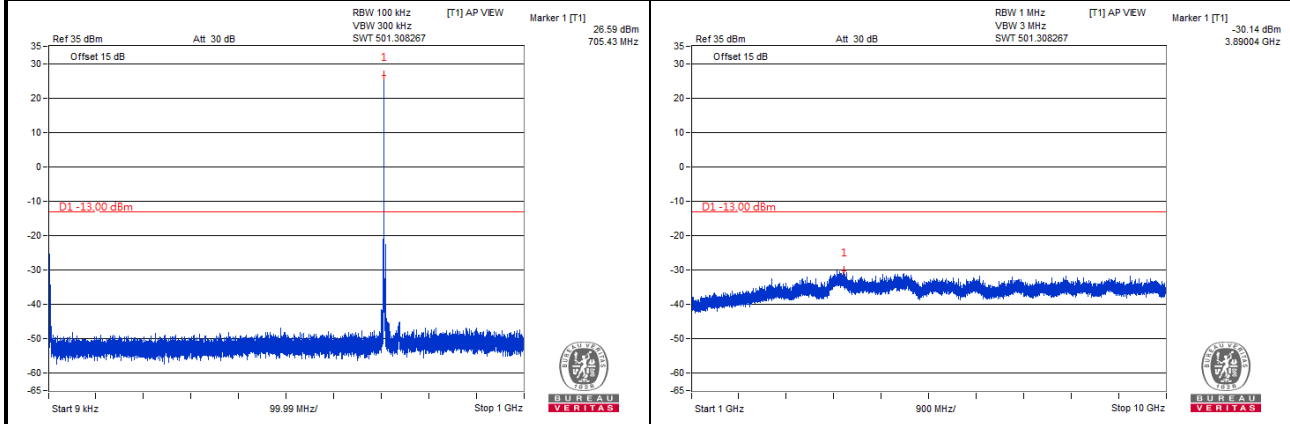


Note: The signal over the limit in 9 kHz is from spectrum analyzer.

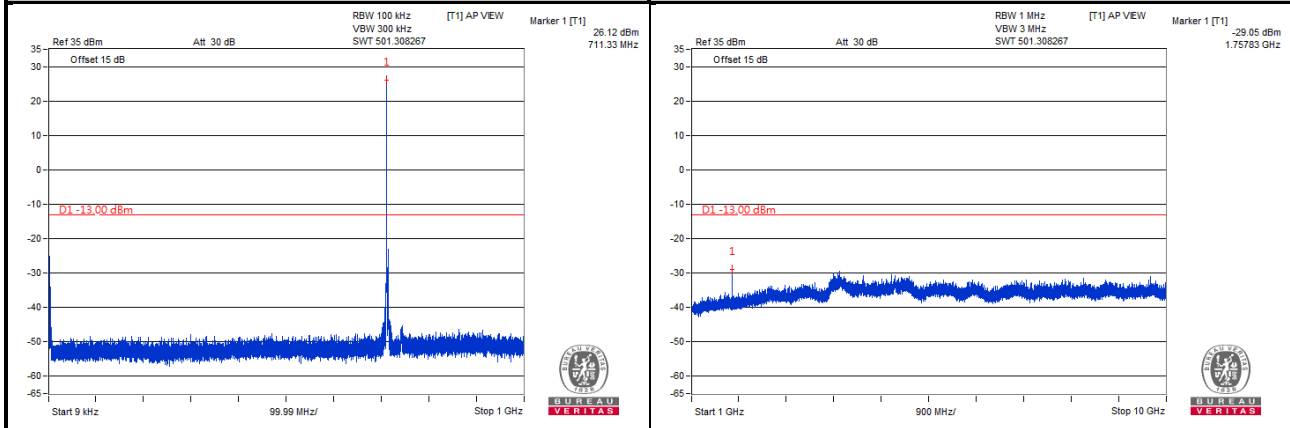
LTE Band 12
Channel Bandwidth: 5 MHz
Channel 23035



Channel 23095

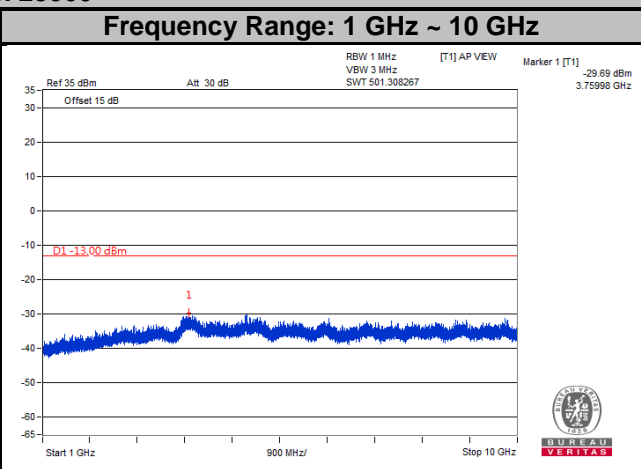
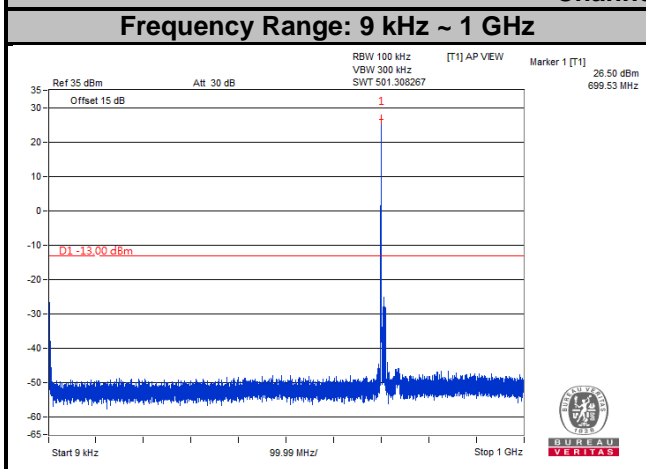


Channel 23155

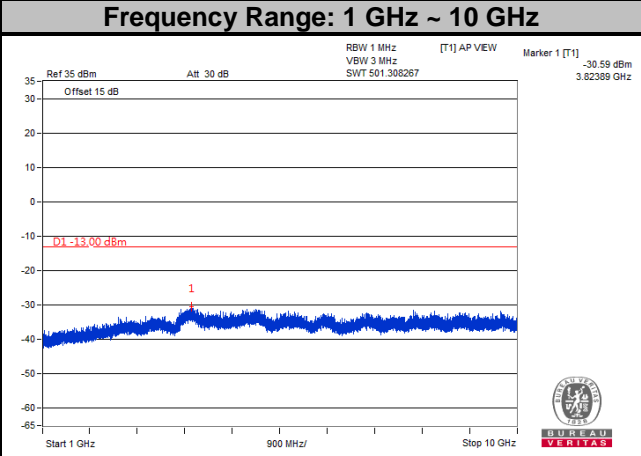
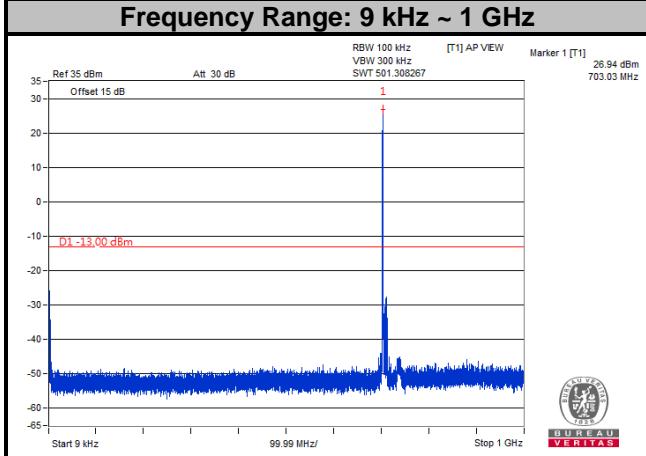


Note: The signal over the limit in 9 kHz is from spectrum analyzer.

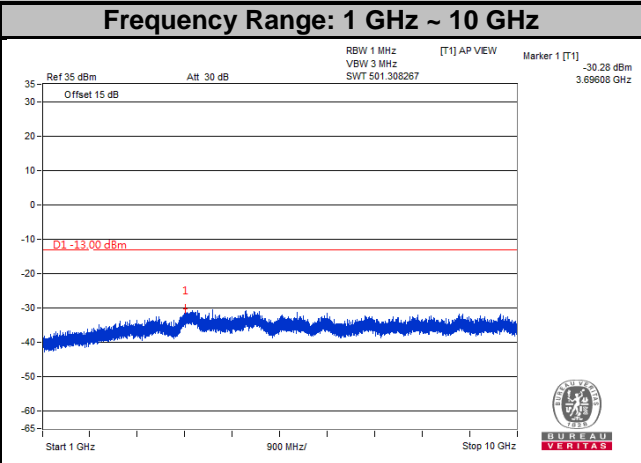
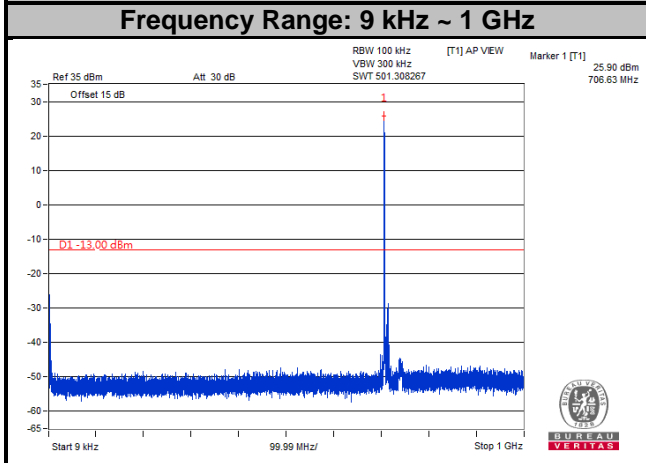
LTE Band 12
Channel Bandwidth: 10 MHz
Channel 23060



Channel 23095



Channel 23130



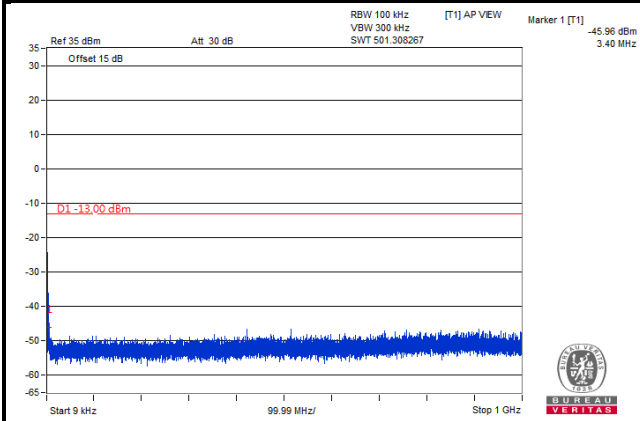
Note: The signal over the limit in 9 kHz is from spectrum analyzer.

LTE Band 66

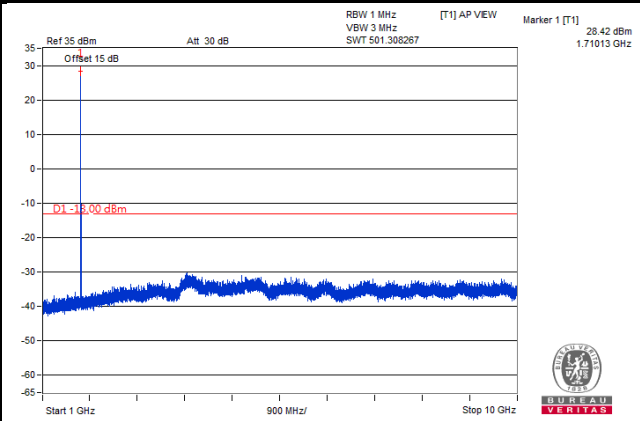
Channel Bandwidth: 1.4 MHz

Channel 131979

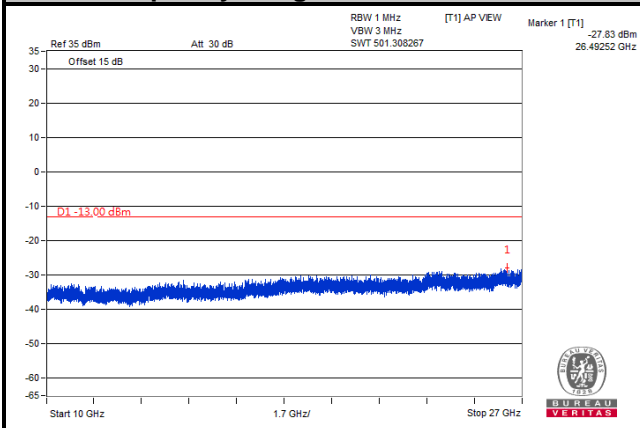
Frequency Range: 9 kHz ~ 1 GHz



Frequency Range: 1 GHz ~ 10 GHz



Frequency Range: 10 GHz ~ 27 GHz

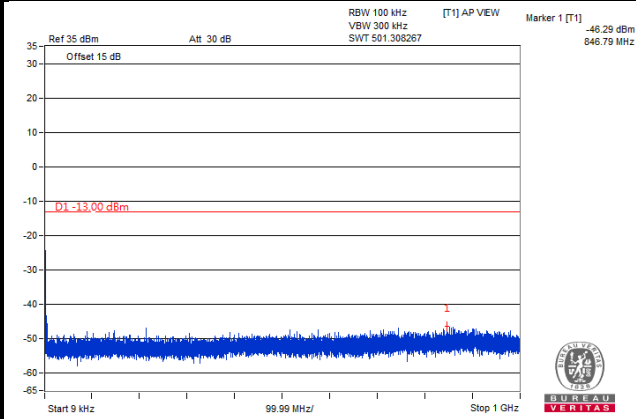


LTE Band 66

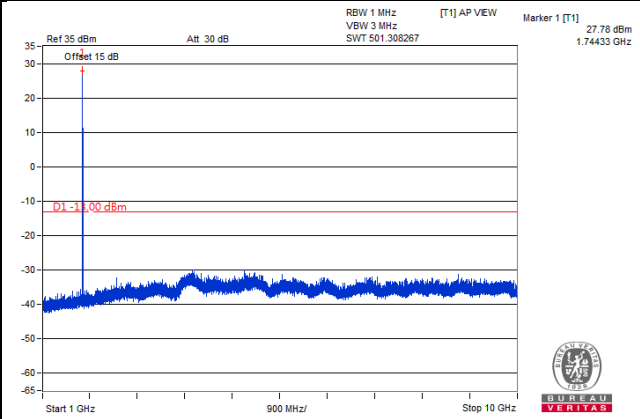
Channel Bandwidth: 1.4 MHz

Channel 132322

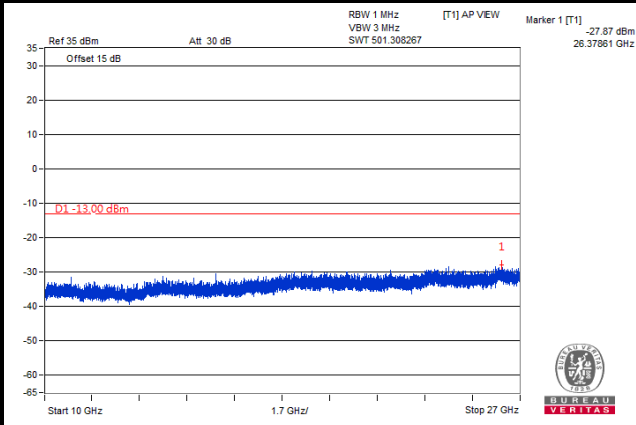
Frequency Range: 9 kHz ~ 1 GHz



Frequency Range: 1 GHz ~ 10 GHz



Frequency Range: 10 GHz ~ 27 GHz

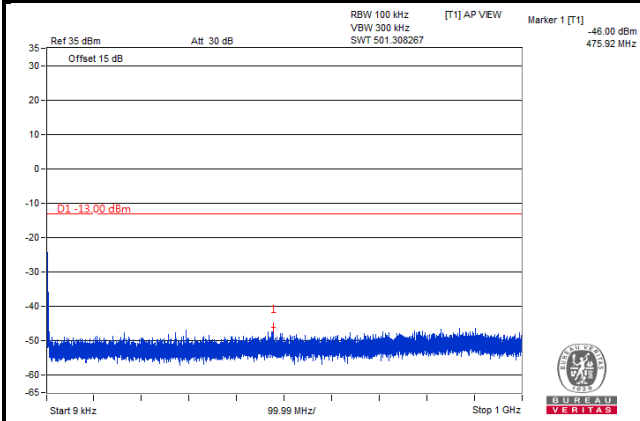


LTE Band 66

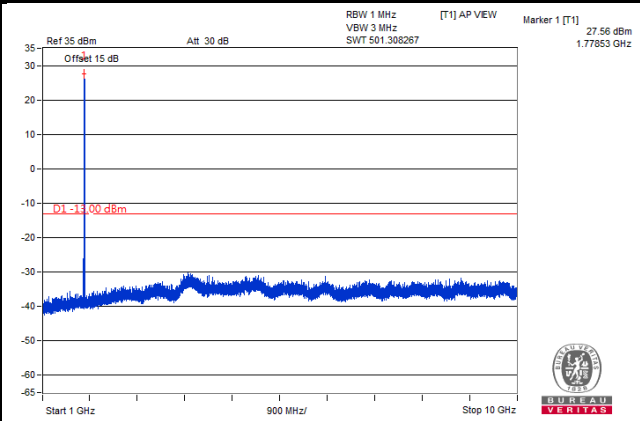
Channel Bandwidth: 1.4 MHz

Channel 132655

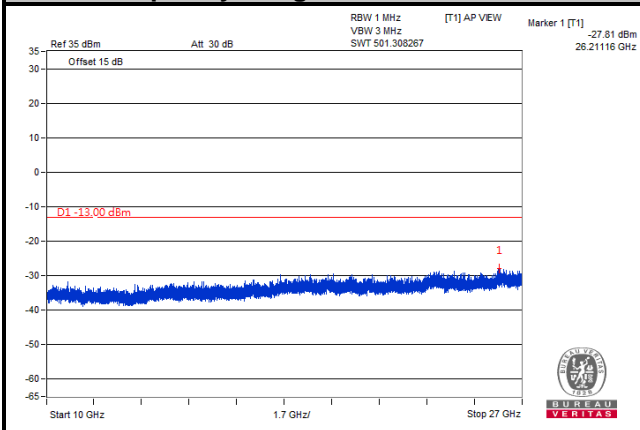
Frequency Range: 9 kHz ~ 1 GHz



Frequency Range: 1 GHz ~ 10 GHz



Frequency Range: 10 GHz ~ 27 GHz

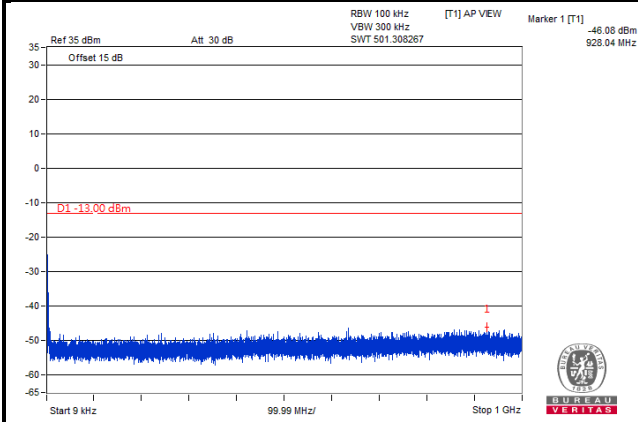


LTE Band 66

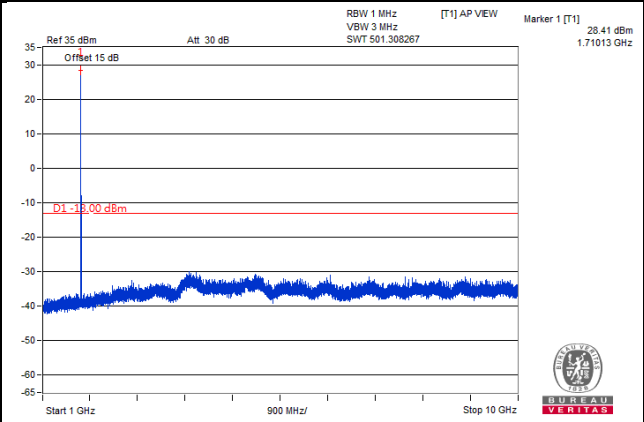
Channel Bandwidth: 3 MHz

Channel 131987

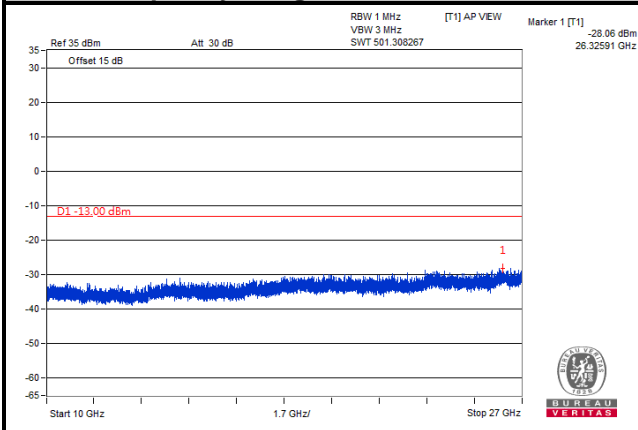
Frequency Range: 9 kHz ~ 1 GHz



Frequency Range: 1 GHz ~ 10 GHz



Frequency Range: 10 GHz ~ 27 GHz

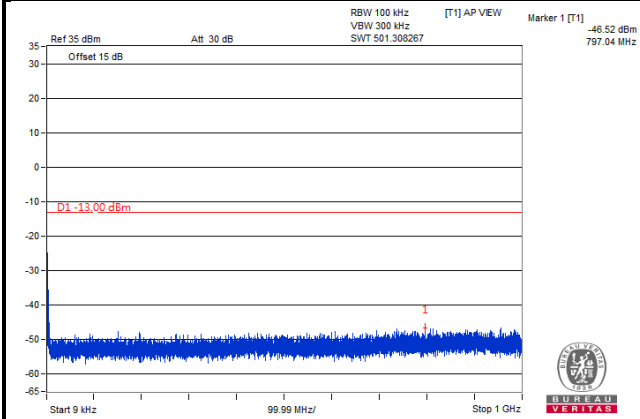


LTE Band 66

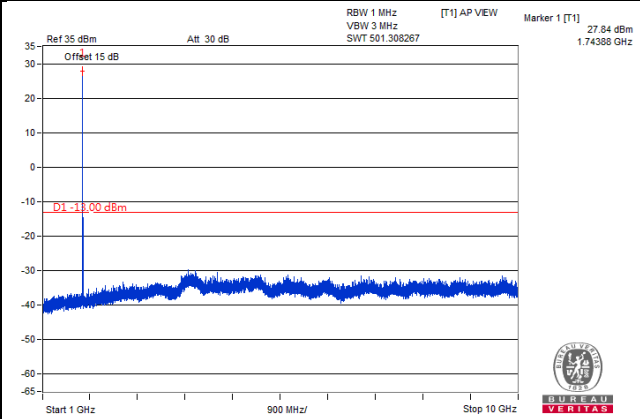
Channel Bandwidth: 3 MHz

Channel 132322

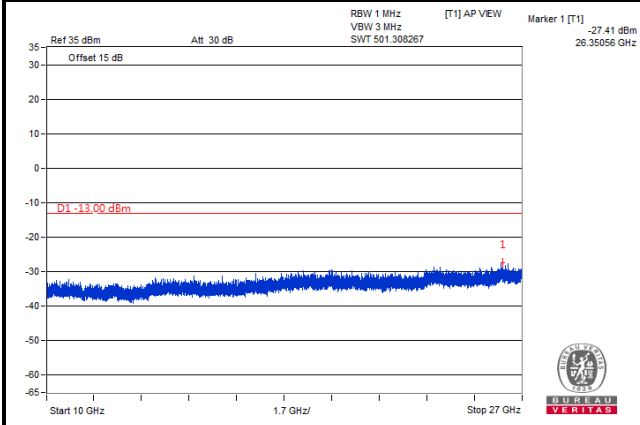
Frequency Range: 9 kHz ~ 1 GHz



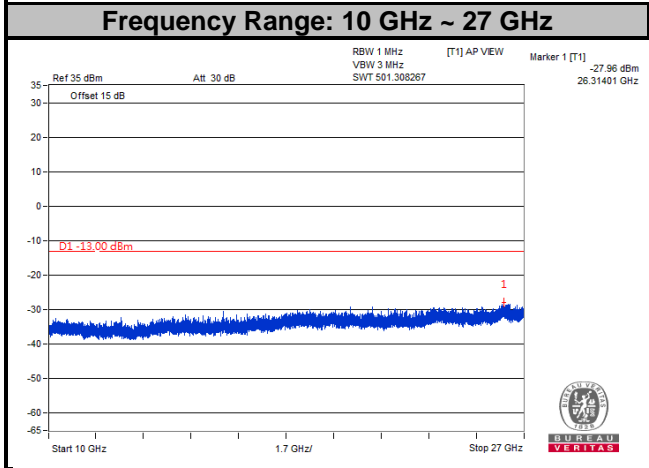
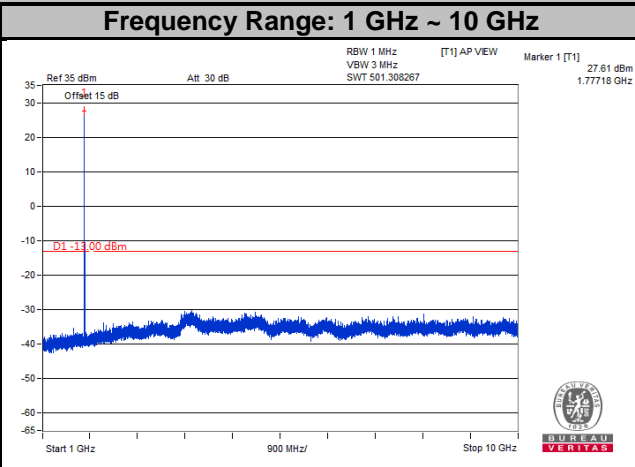
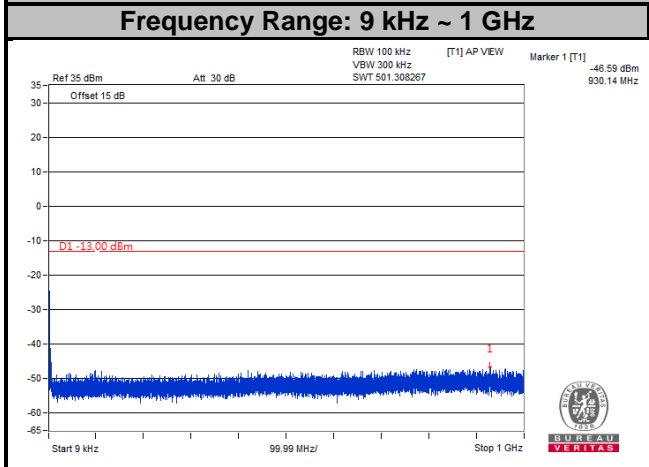
Frequency Range: 1 GHz ~ 10 GHz



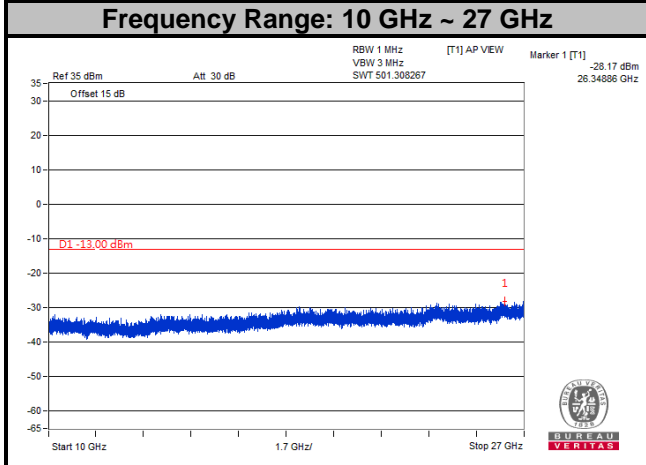
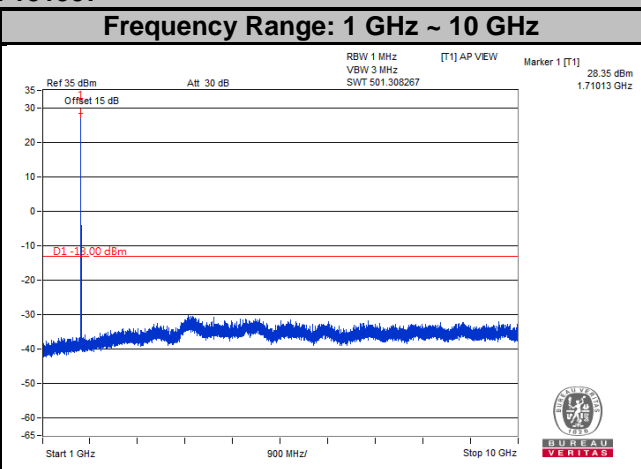
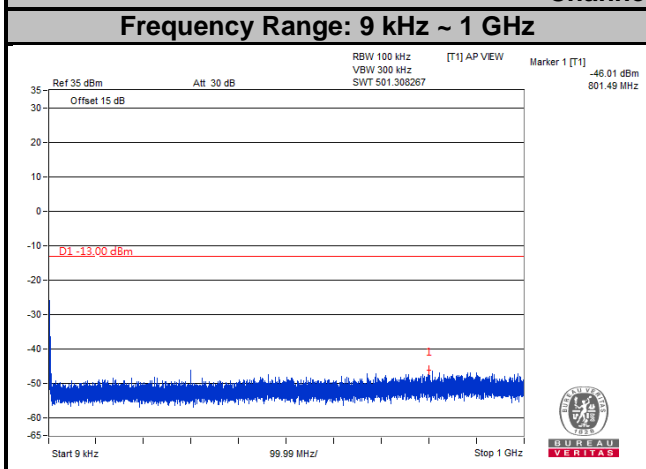
Frequency Range: 10 GHz ~ 27 GHz



LTE Band 66
Channel Bandwidth: 3 MHz
Channel 132657



LTE Band 66
Channel Bandwidth: 5 MHz
Channel 131997

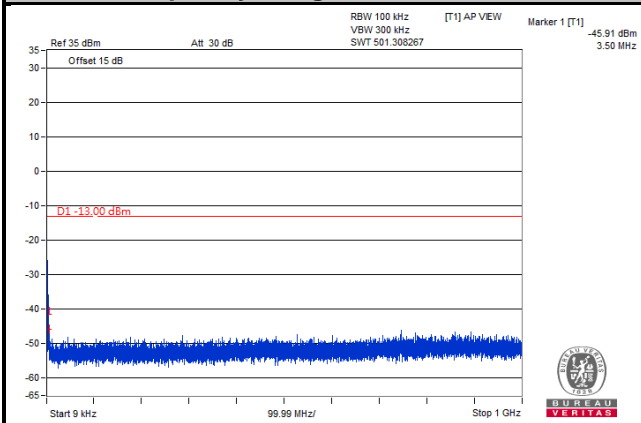


LTE Band 66

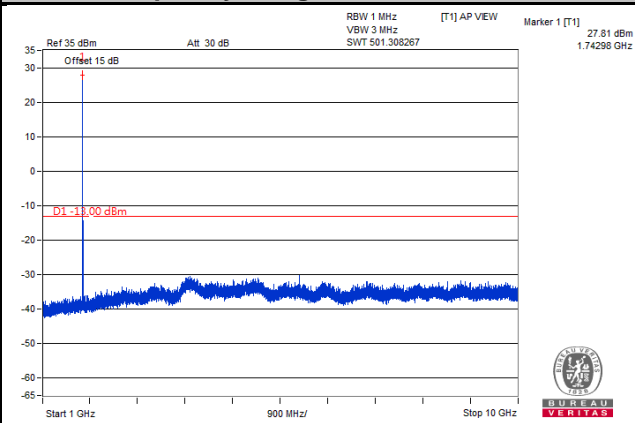
Channel Bandwidth: 5 MHz

Channel 132322

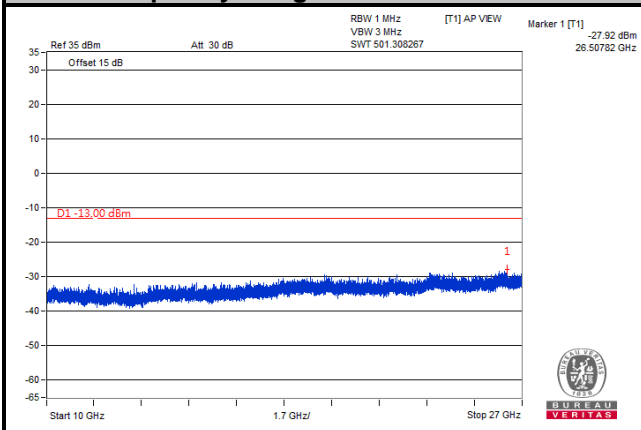
Frequency Range: 9 kHz ~ 1 GHz



Frequency Range: 1 GHz ~ 10 GHz



Frequency Range: 10 GHz ~ 27 GHz

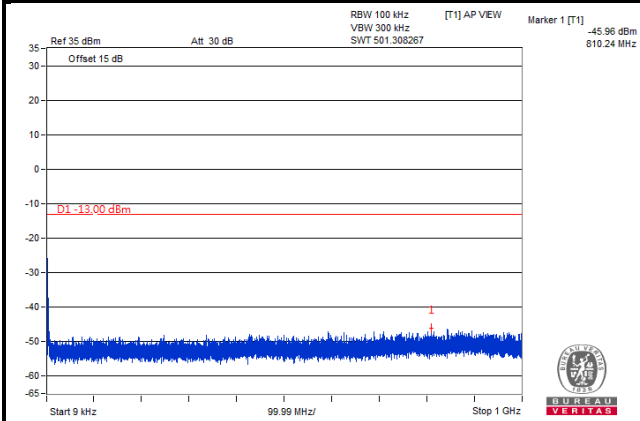


LTE Band 66

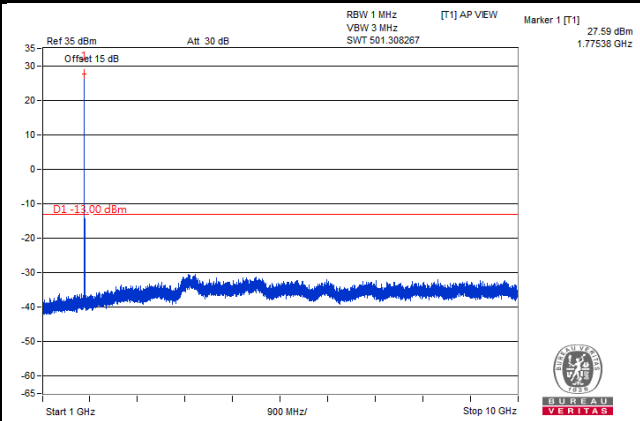
Channel Bandwidth: 5 MHz

Channel 132647

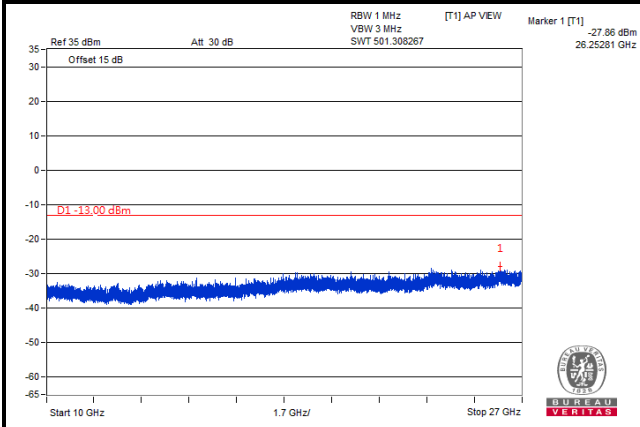
Frequency Range: 9 kHz ~ 1 GHz



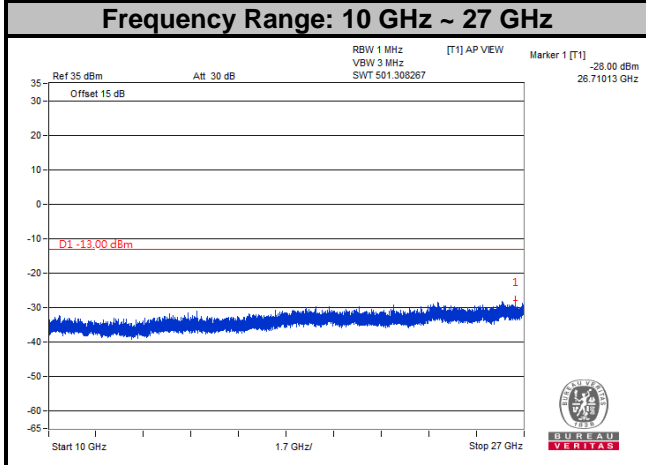
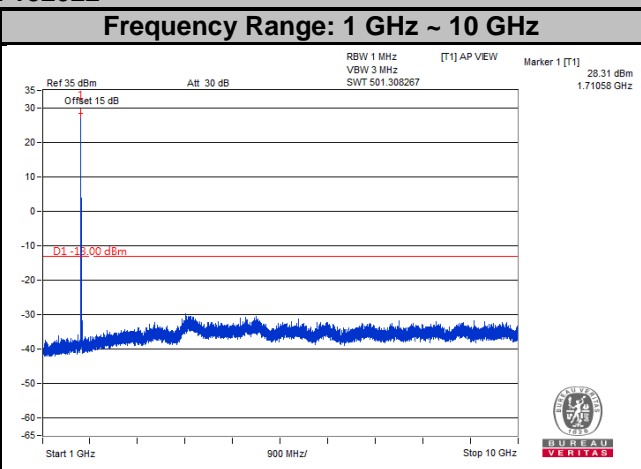
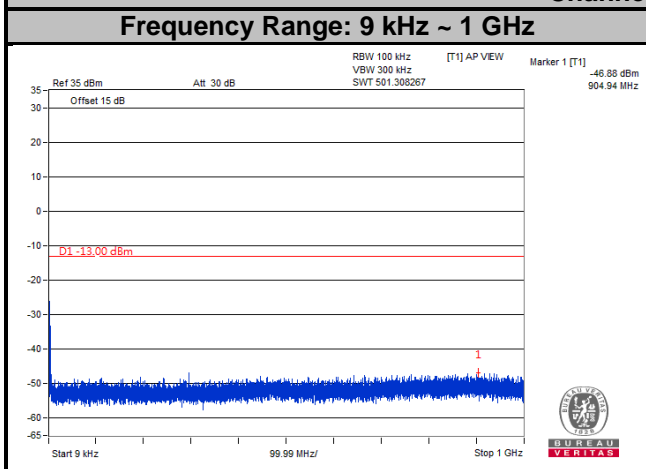
Frequency Range: 1 GHz ~ 10 GHz



Frequency Range: 10 GHz ~ 27 GHz



LTE Band 66
Channel Bandwidth: 10 MHz
Channel 132022

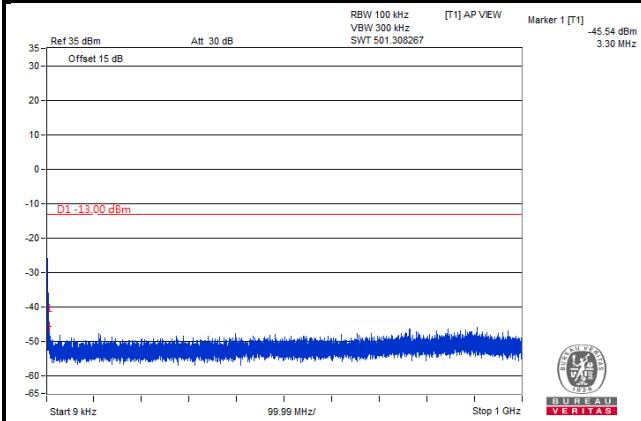


LTE Band 66

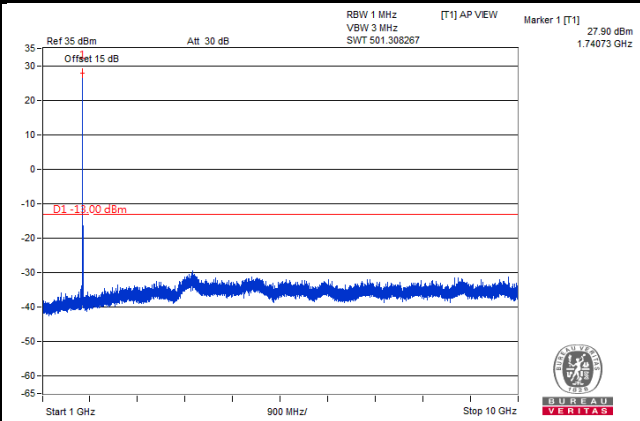
Channel Bandwidth: 10 MHz

Channel 132322

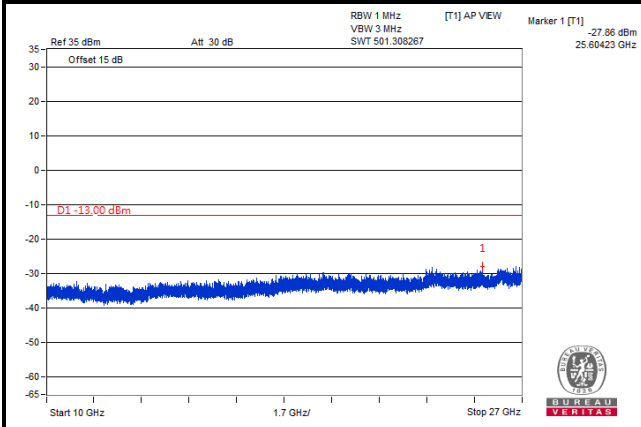
Frequency Range: 9 kHz ~ 1 GHz



Frequency Range: 1 GHz ~ 10 GHz



Frequency Range: 10 GHz ~ 27 GHz

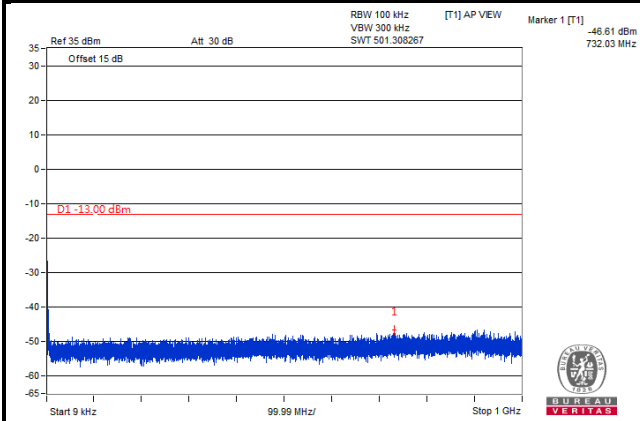


LTE Band 66

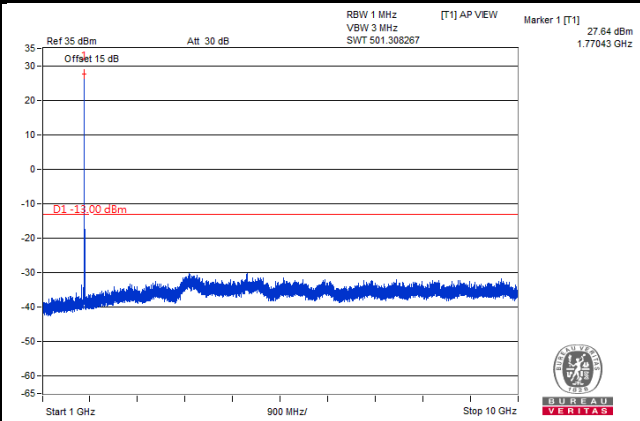
Channel Bandwidth: 10 MHz

Channel 132622

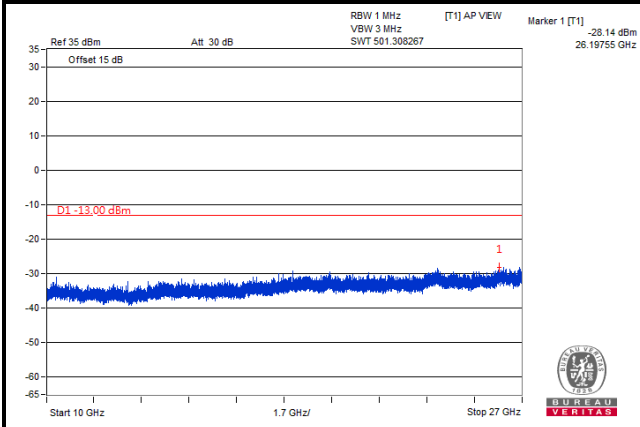
Frequency Range: 9 kHz ~ 1 GHz



Frequency Range: 1 GHz ~ 10 GHz



Frequency Range: 10 GHz ~ 27 GHz

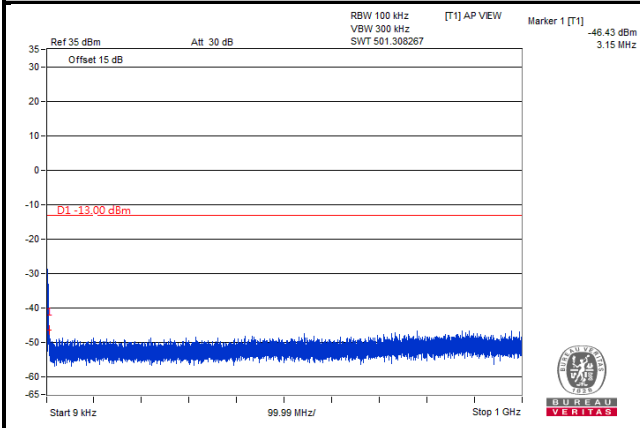


LTE Band 66

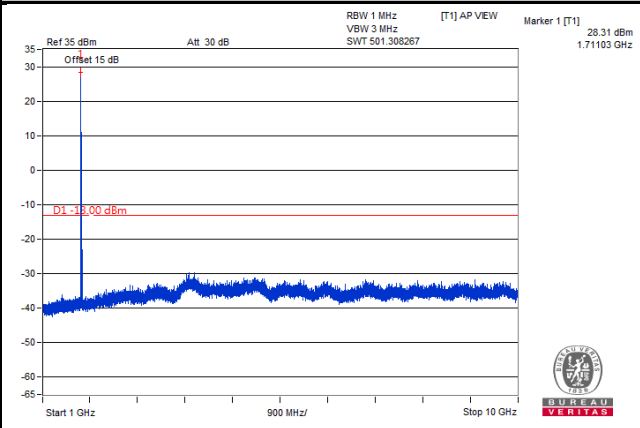
Channel Bandwidth: 15 MHz

Channel 132047

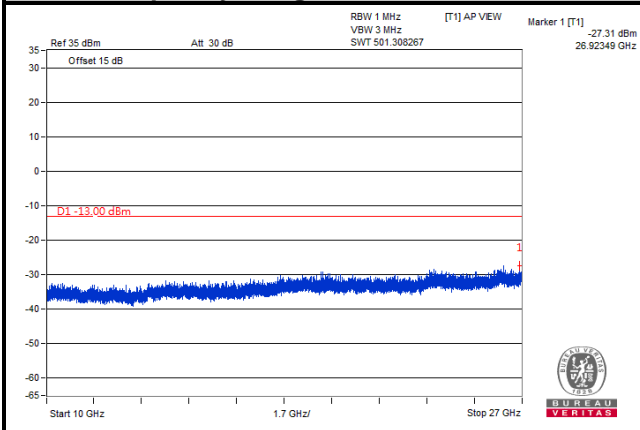
Frequency Range: 9 kHz ~ 1 GHz



Frequency Range: 1 GHz ~ 10 GHz



Frequency Range: 10 GHz ~ 27 GHz

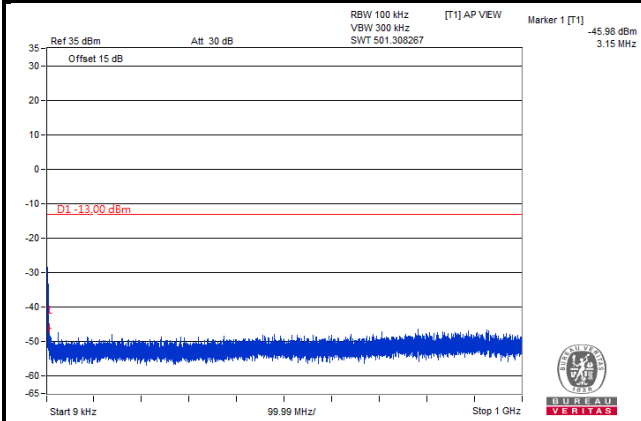


LTE Band 66

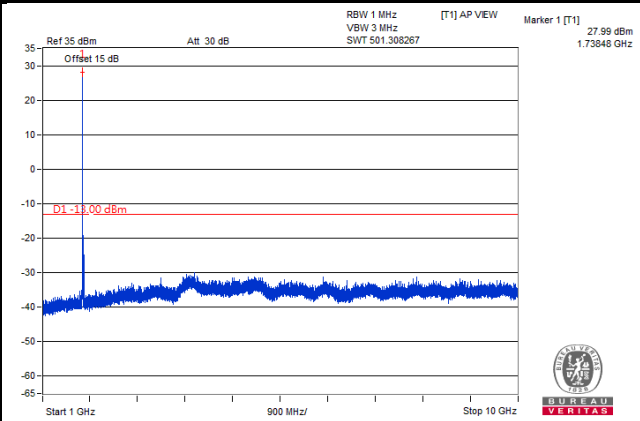
Channel Bandwidth: 15 MHz

Channel 132322

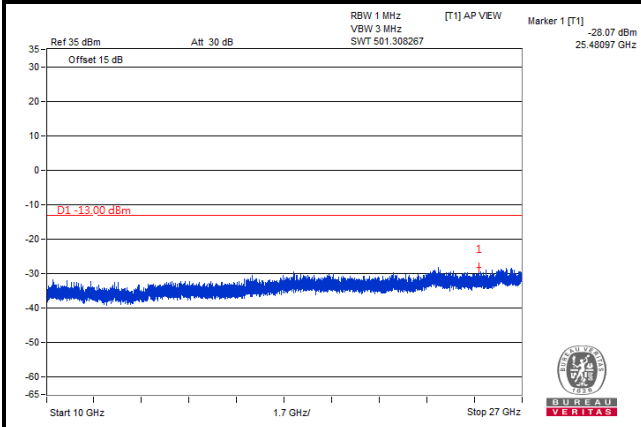
Frequency Range: 9 kHz ~ 1 GHz



Frequency Range: 1 GHz ~ 10 GHz



Frequency Range: 10 GHz ~ 27 GHz

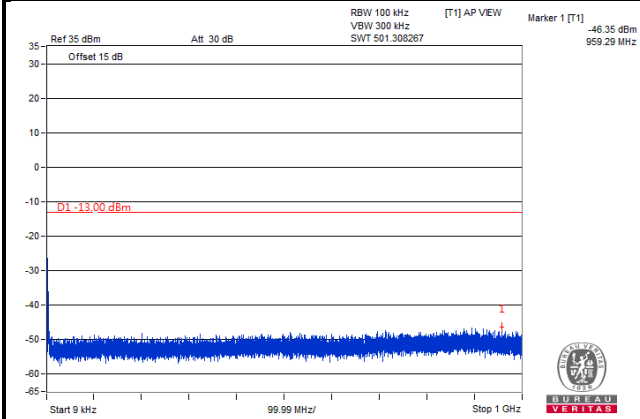


LTE Band 66

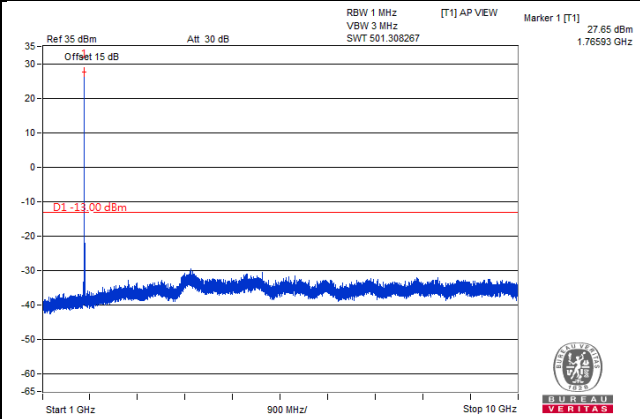
Channel Bandwidth: 15 MHz

Channel 132597

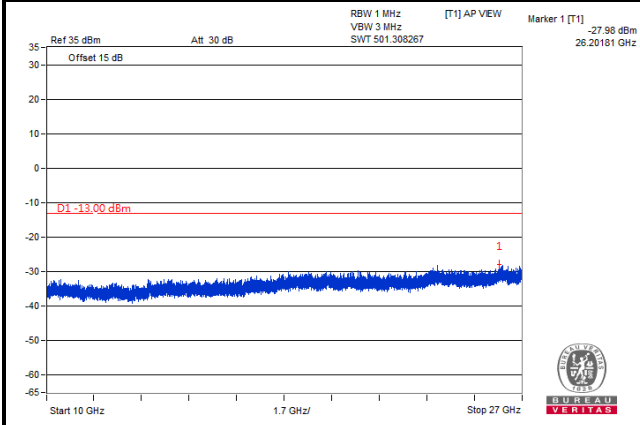
Frequency Range: 9 kHz ~ 1 GHz



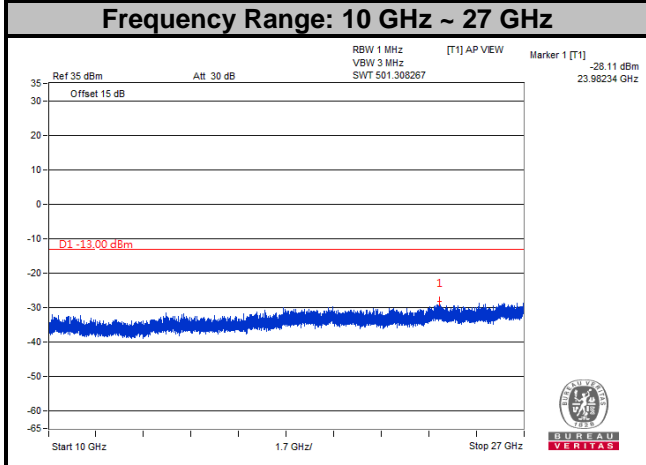
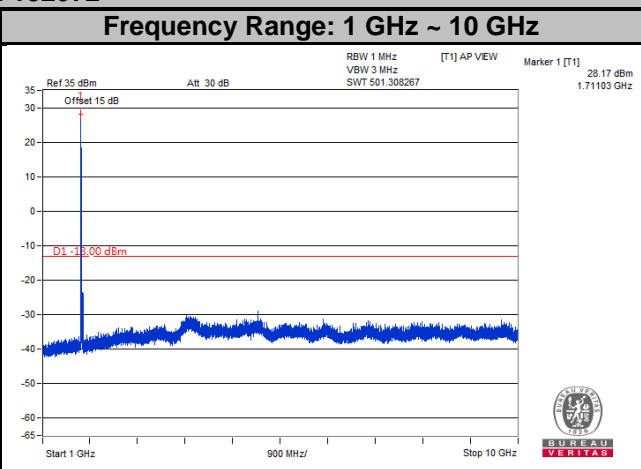
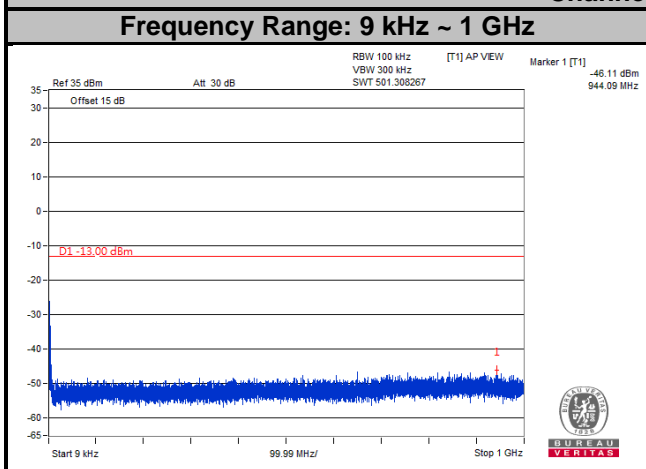
Frequency Range: 1 GHz ~ 10 GHz



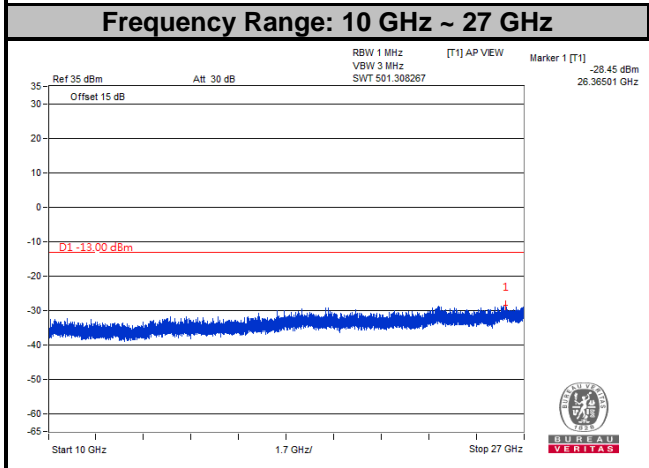
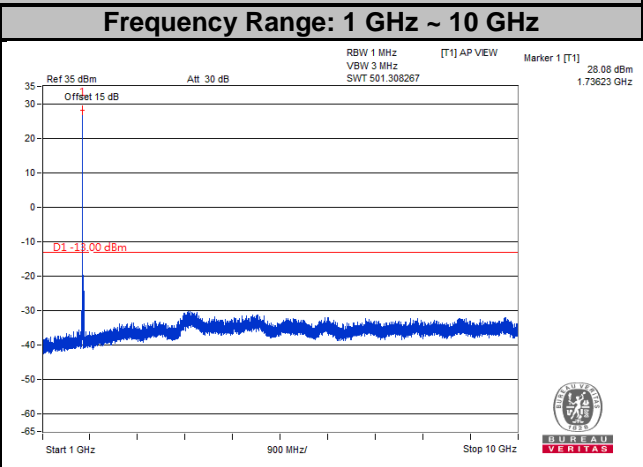
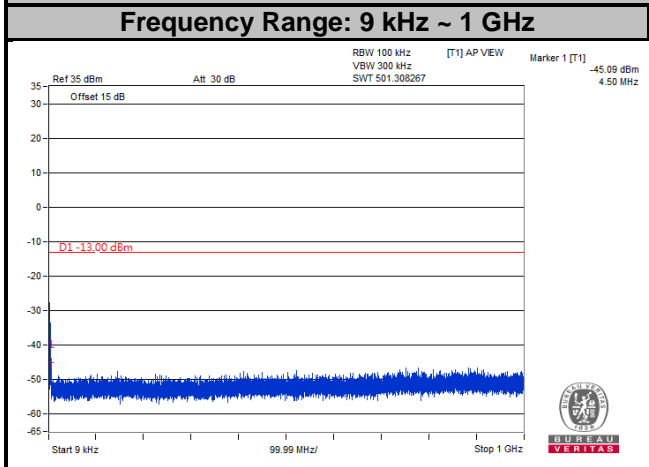
Frequency Range: 10 GHz ~ 27 GHz



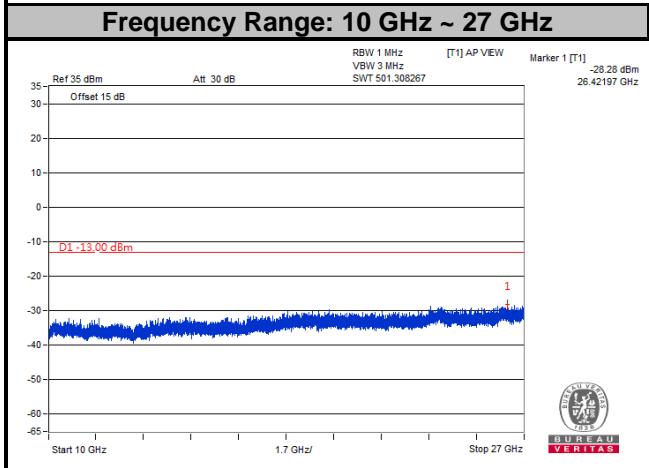
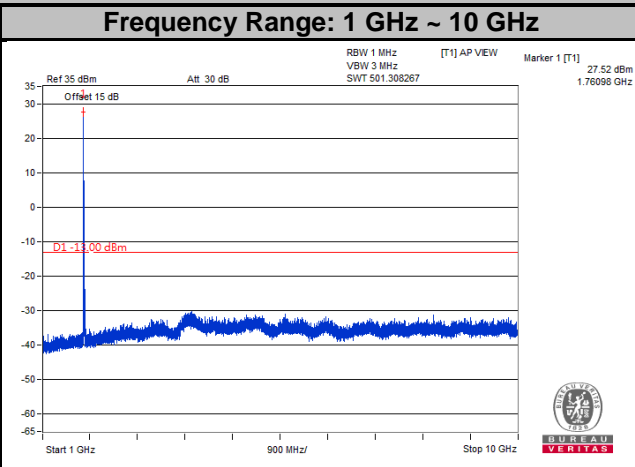
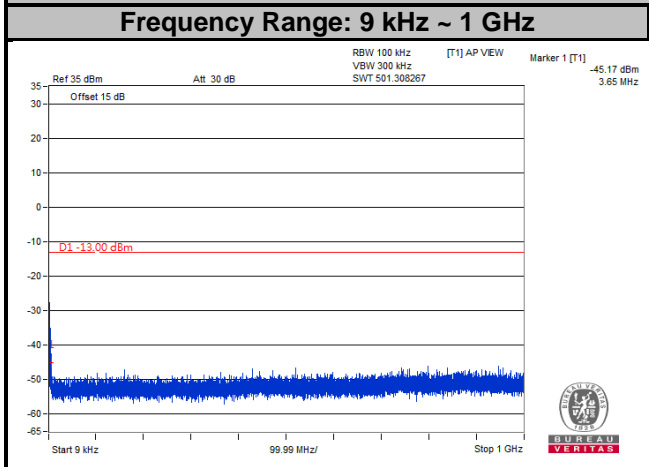
LTE Band 66
Channel Bandwidth: 20 MHz
Channel 132072



LTE Band 66
Channel Bandwidth: 20 MHz
Channel 132322



LTE Band 66
Channel Bandwidth: 20 MHz
Channel 132572



4.8 Radiated Emission Measurement

4.8.1 Limits of Radiated Emission Measurement

- a. The power of any emission outside a licensee's frequency block shall be attenuated below the transmitter power (P) by at least $43 + 10 \log (P)$ dB. The limit of emission is equal to -13 dBm.

4.8.2 Test Procedure

- a. Substitution method is used for E.I.R.P measurement. In the semi-anechoic chamber, EUT placed on the 0.8 m (below or equal 1 GHz) and/or 1.5 m (above 1 GHz) height of Turn Table, rotated the table around 360 degrees to search the maximum radiation power and receiver antenna shall be rotated vertical and horizontal polarization and moved height from 1 m to 4 m to find the maximum polar radiated power. The "Read Value" is the spectrum reading the maximum power value.
- b. The substitution horn antenna is substituted for EUT at the same position and signals generator export the CW signal to the substitution antenna via a TX cable. Rotated the Turn Table and moved receiving antenna to find the maximum radiation power. Adjust output power level of S.G to get a Value of spectrum reading equal to "Read Value" of step a. Record the power level of S.G.
- c. $EIRP = \text{Output power level of S.G} - \text{TX cable loss} + \text{Antenna gain of substitution horn}$.
- d. E.R.P power can be calculated form E.I.R.P power by subtracting the gain of dipole, $E.R.P \text{ power} = E.I.R.P \text{ power} - 2.15 \text{ dB}$.

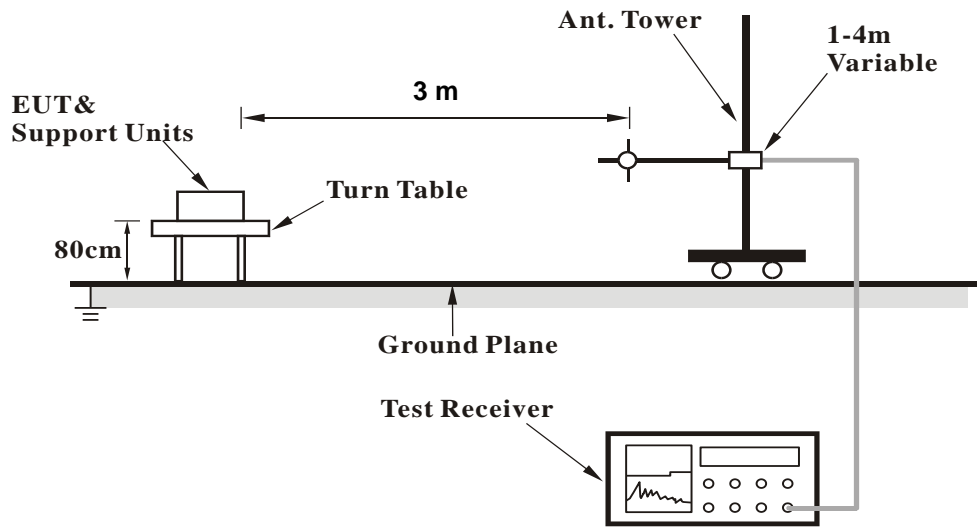
Note: The resolution bandwidth of spectrum analyzer is 1 MHz and the video bandwidth is 3 MHz.

4.8.3 Deviation from Test Standard

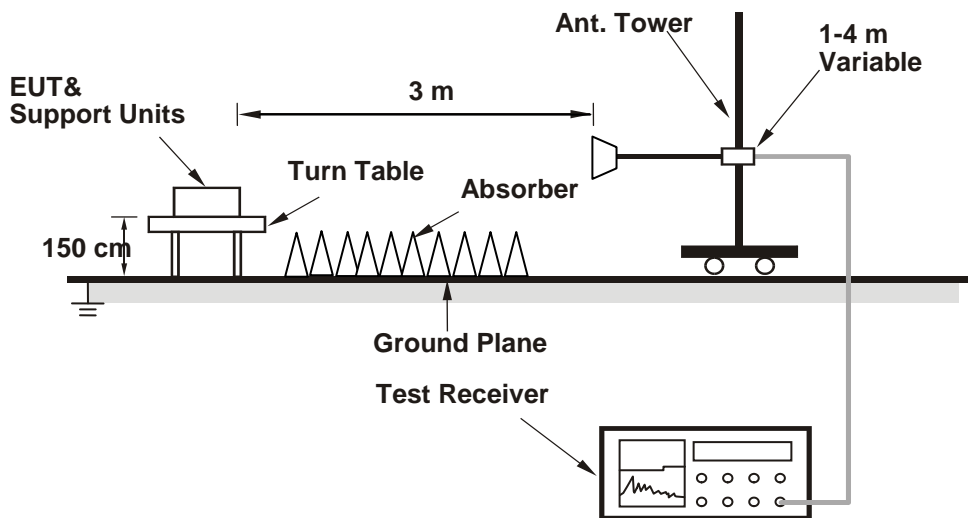
No deviation.

4.8.4 Test Setup

<Radiated Emission below or equal 1 GHz>



<Radiated Emission above 1 GHz>



For the actual test configuration, please refer to the attached file (Test Setup Photo).

4.8.5 Test Results

WCDMA:
Low Channel

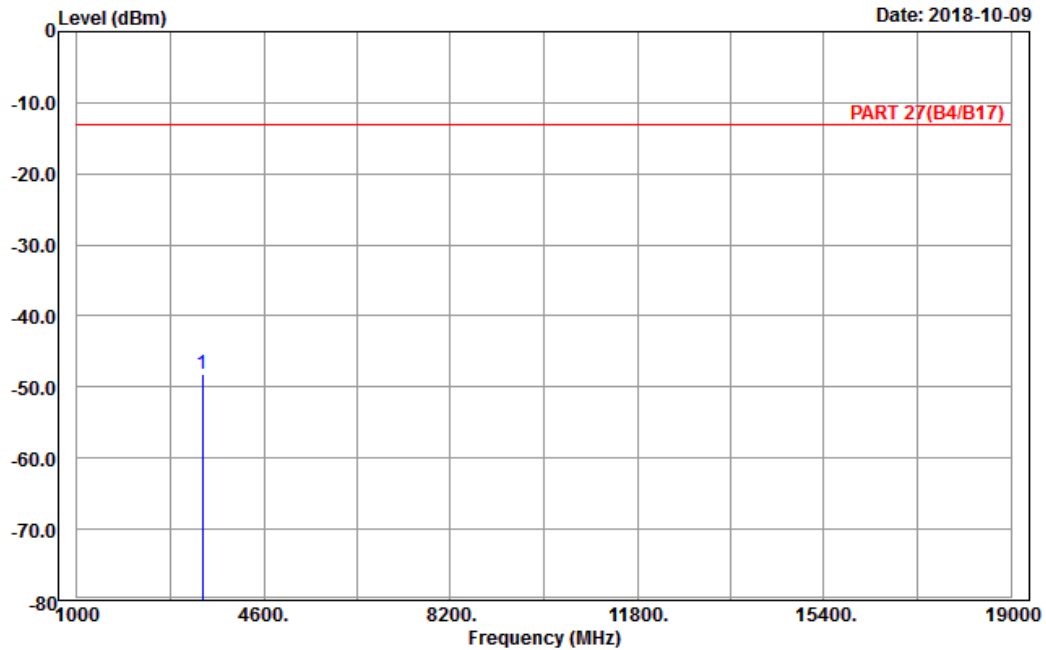


Bureau Veritas Consumer Products Services Ltd., Taoyuan Branch

A D T

Data: 9

Date: 2018-10-09



Site : 966 chamber 1
Condition: PART 27(B4/B17) Horizontal
Remark : Band IV_Link_CH1312
Tested by: Karl Lee

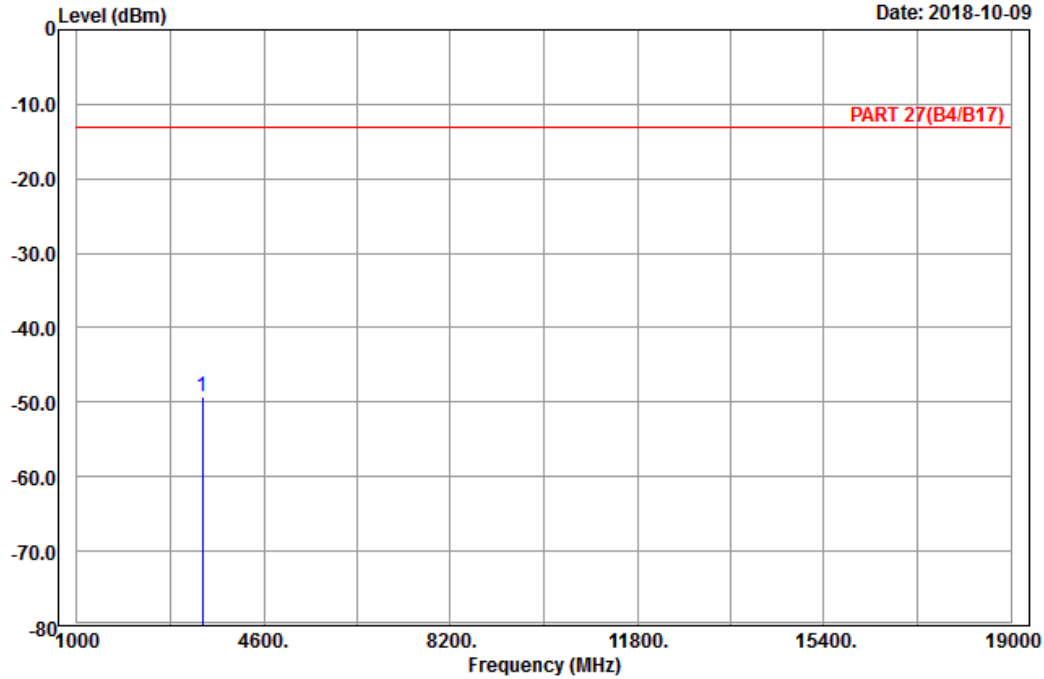
	Read	Limit	Over			
Freq	Level	Level	Line	Limit	Factor	Remark
MHz	dBm	dBm	dBm	dB	dB	
1 pp 3424.80	-48.18	-62.55	-13.00	-35.18	14.37	Peak



A D T

Data: 10

Date: 2018-10-09



Site : 966 chamber 1
 Condition: PART 27(B4/B17) Vertical
 Remark : Band IV_Link_CH1312
 Tested by: Karl Lee

	Freq	Level	Read Level	Limit Line	Over Limit	Factor	Remark
	MHz	dBm	dBm	dBm	dB	dB	
1	pp 3424.80	-49.29	-63.66	-13.00	-36.29	14.37	Peak

Middle Channel

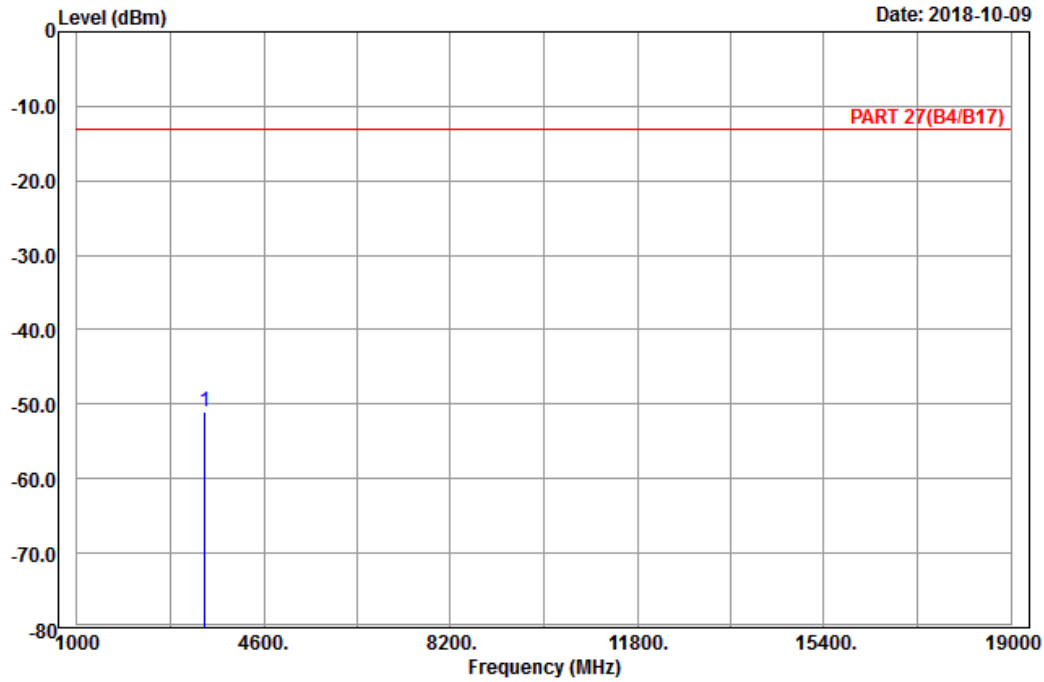


Bureau Veritas Consumer Products Services Ltd., Taoyuan Branch

A D T

Data: 9

Date: 2018-10-09



Site : 966 chamber 1
 Condition: PART 27(B4/B17) Vertical
 Remark : Band IV_Link_CH1413
 Tested by: Karl Lee

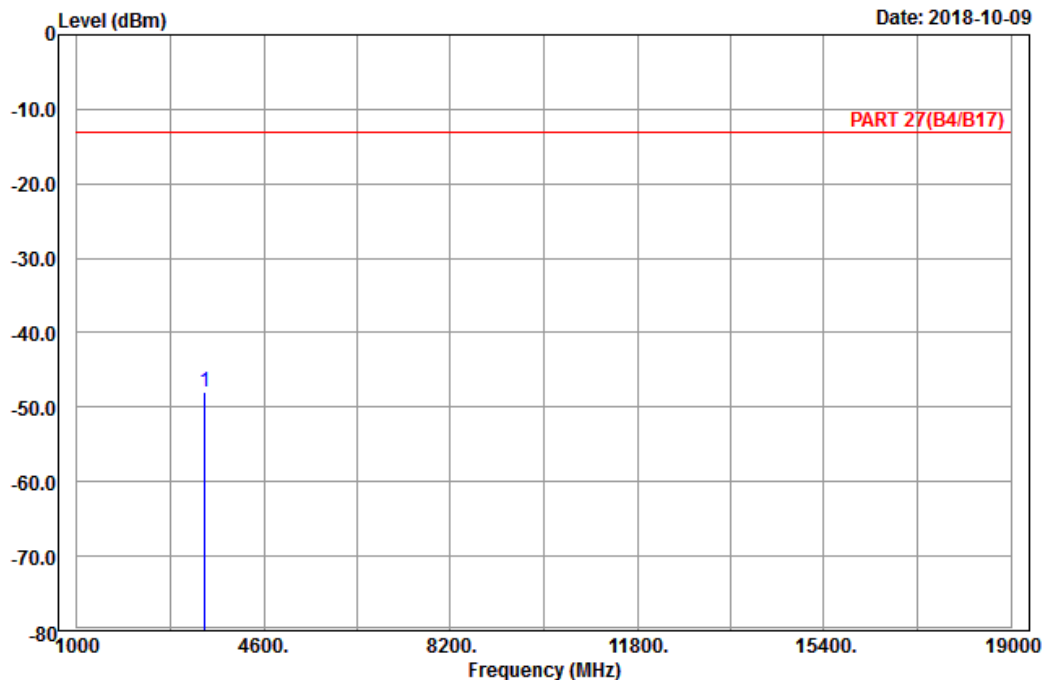
Freq	Level	Read Level	Limit Line	Over Limit	Factor	Remark
MHz	dBm	dBm	dBm	dB	dB	
1 pp 3465.20	-50.91	-65.25	-13.00	-37.91	14.34	Peak



A D T

Data: 10

Date: 2018-10-09



Site : 966 chamber 1
 Condition: PART 27(B4/B17) Horizontal
 Remark : Band IV_Link_CH1413
 Tested by: Karl Lee

	Freq	Level	Read Level	Limit Line	Over Limit	Factor	Remark
	MHz	dBm	dBm	dBm	dB	dB	
1	pp 3465.20	-48.01	-62.35	-13.00	-35.01	14.34	Peak

High Channel

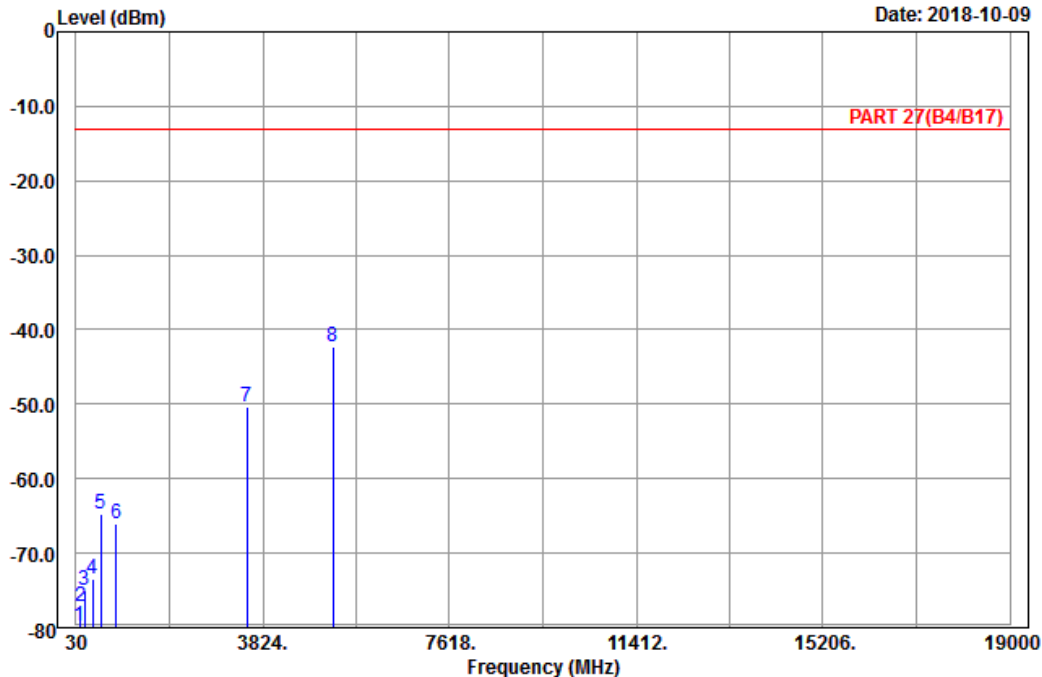


Bureau Veritas Consumer Products Services Ltd., Taoyuan Branch

A D T

Data: 13

Date: 2018-10-09



Site : 966 chamber 1
 Condition: PART 27(B4/B17) Horizontal
 Remark : Band IV_Link_CH1513
 Tested by: Karl Lee

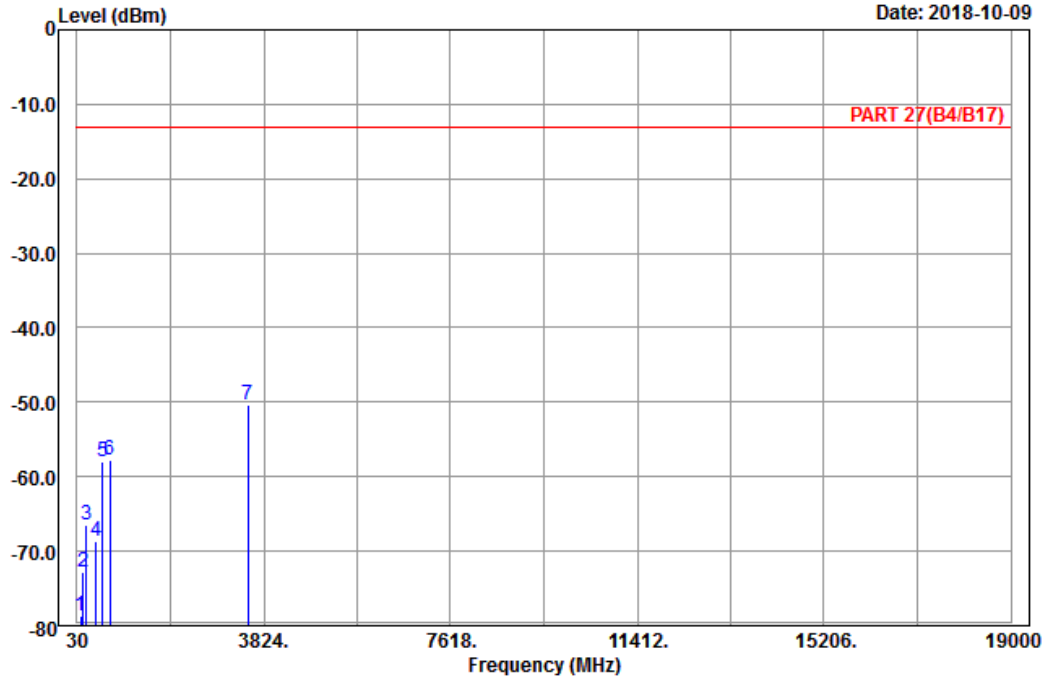
	Freq	Level	Read Level	Limit Line	Over Limit	Factor	Remark
	MHz	dBm	dBm	dBm	dB	dB	
1	100.74	-79.71	-69.71	-13.00	-66.71	-10.00	Peak
2	128.82	-77.21	-69.50	-13.00	-64.21	-7.71	Peak
3	196.05	-75.03	-69.03	-13.00	-62.03	-6.00	Peak
4	365.80	-73.36	-68.81	-13.00	-60.36	-4.55	Peak
5	540.10	-64.67	-62.30	-13.00	-51.67	-2.37	Peak
6	846.00	-66.10	-67.59	-13.00	-53.10	1.49	Peak
7	3505.20	-50.41	-64.69	-13.00	-37.41	14.28	Peak
8 pp	5257.80	-42.22	-62.42	-13.00	-29.22	20.20	Peak



A D T

Data: 14

Date: 2018-10-09



Site : 966 chamber 1
 Condition: PART 27(B4/B17) Vertical
 Remark : Band IV_Link_CH1513
 Tested by: Karl Lee

	Freq	Level	Read Level	Limit Line	Over Limit	Factor	Remark
	MHz	dBm	dBm	dBm	dB	dB	
1	100.20	-78.72	-68.60	-13.00	-65.72	-10.12	Peak
2	160.14	-72.72	-65.05	-13.00	-59.72	-7.67	Peak
3	220.62	-66.45	-60.55	-13.00	-53.45	-5.90	Peak
4	409.90	-68.66	-65.69	-13.00	-55.66	-2.97	Peak
5	545.70	-58.08	-56.13	-13.00	-45.08	-1.95	Peak
6	706.00	-57.74	-57.25	-13.00	-44.74	-0.49	Peak
7 pp	3505.20	-50.27	-64.55	-13.00	-37.27	14.28	Peak

LTE Band 4
Channel Bandwidth: 1.4 MHz / QPSK
Low Channel

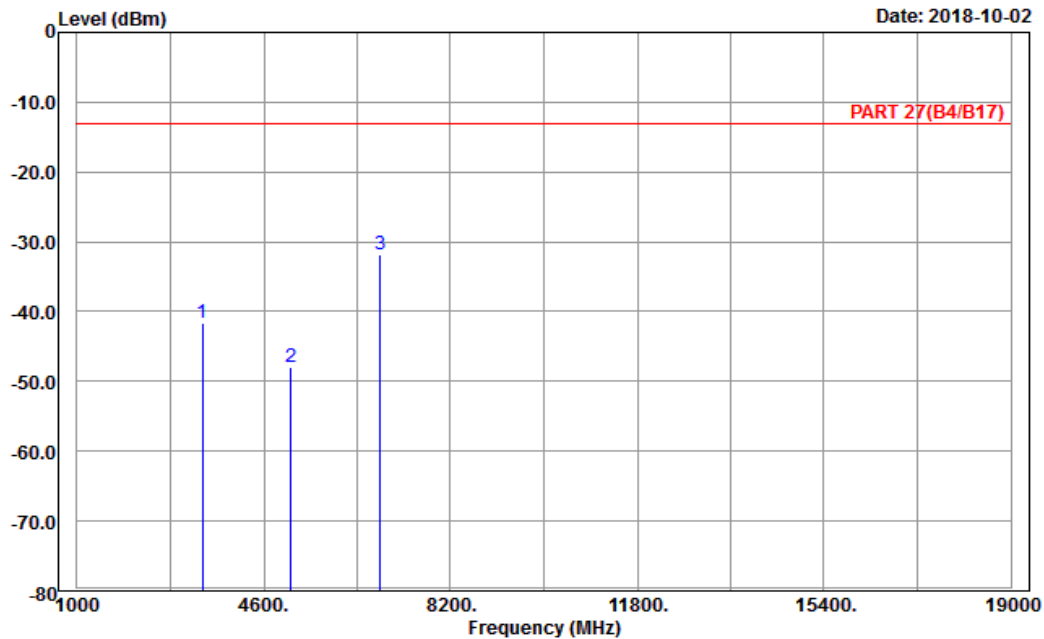


Bureau Veritas Consumer Products Services Ltd., Taoyuan Branch

A D T

Data: 3

Date: 2018-10-02



Site : 966 chamber 1
Condition: PART 27(B4/B17) Horizontal
Remark : LTE_Band 4_Link_CH19957
Tested by: Karl Lee

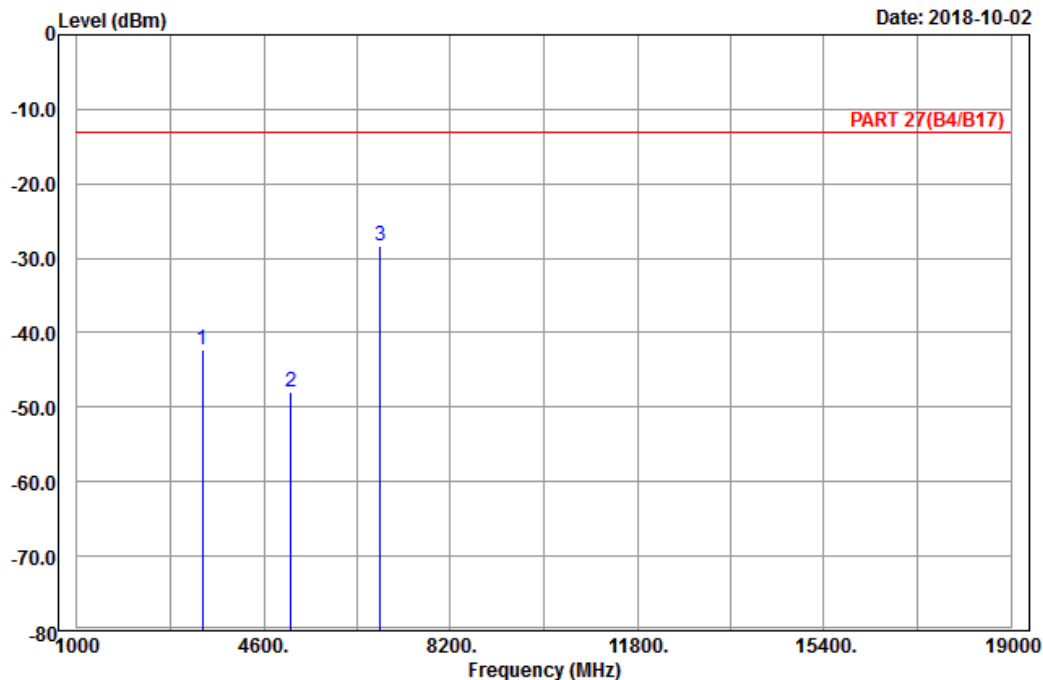
	Freq	Level	Read Level	Limit Line	Over Limit	Factor	Remark
	MHz	dBm	dBm	dBm	dB	dB	
1	3421.40	-41.53	-55.90	-13.00	-28.53	14.37	Peak
2	5132.10	-47.86	-67.67	-13.00	-34.86	19.81	Peak
3 pp	6842.80	-31.74	-54.46	-13.00	-18.74	22.72	Peak



A D T

Data: 4

Date: 2018-10-02



Site : 966 chamber 1
 Condition: PART 27(B4/B17) Vertical
 Remark : LTE_Band 4_Link_CH19957
 Tested by: Karl Lee

	Freq	Level	Read Level	Limit Line	Over Limit	Factor	Remark
	MHz	dBm	dBm	dBm	dB	dB	
1	3421.40	-42.23	-56.60	-13.00	-29.23	14.37	Peak
2	5132.10	-47.89	-67.70	-13.00	-34.89	19.81	Peak
3 pp	6842.80	-28.33	-51.05	-13.00	-15.33	22.72	Peak

Middle Channel

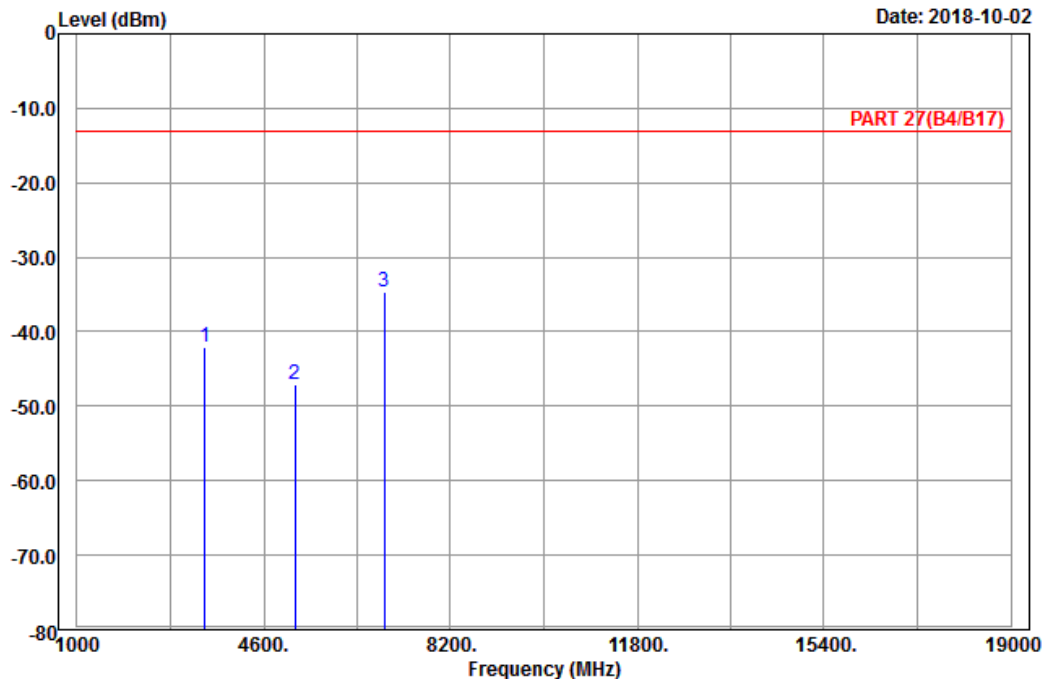


Bureau Veritas Consumer Products Services Ltd., Taoyuan Branch

A D T

Data: 3

Date: 2018-10-02



Site : 966 chamber 1
 Condition: PART 27(B4/B17) Horizontal
 Remark : LTE_Band 4_Link_CH20175
 Tested by: Karl Lee

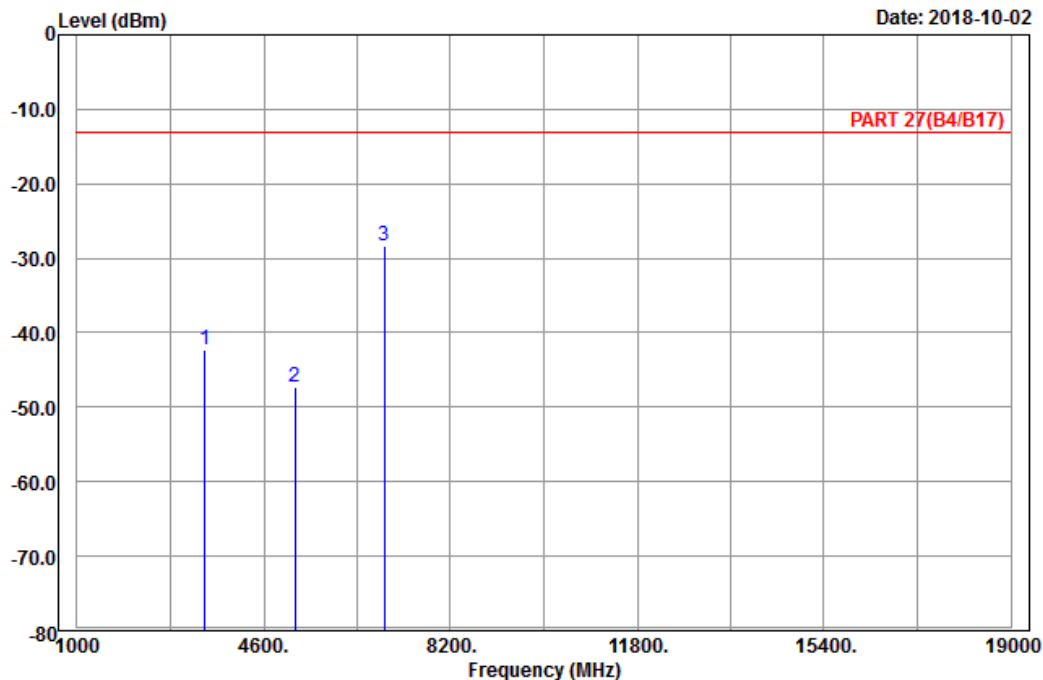
	Freq	Level	Read Level	Limit Line	Over Limit	Factor	Remark
	MHz	dBm	dBm	dBm	dB	dB	
1	3465.00	-42.12	-56.46	-13.00	-29.12	14.34	Peak
2	5197.50	-47.03	-67.15	-13.00	-34.03	20.12	Peak
3 pp	6930.00	-34.69	-57.56	-13.00	-21.69	22.87	Peak



A D T

Data: 4

Date: 2018-10-02



Site : 966 chamber 1
 Condition: PART 27(B4/B17) Vertical
 Remark : LTE_Band 4_Link_CH20175
 Tested by: Karl Lee

	Freq	Level	Read Level	Limit Line	Over Limit	Factor	Remark
	MHz	dBm	dBm	dBm	dB	dB	
1	3465.00	-42.34	-56.68	-13.00	-29.34	14.34	Peak
2	5197.50	-47.32	-67.44	-13.00	-34.32	20.12	Peak
3 pp	6930.00	-28.25	-51.12	-13.00	-15.25	22.87	Peak

High Channel

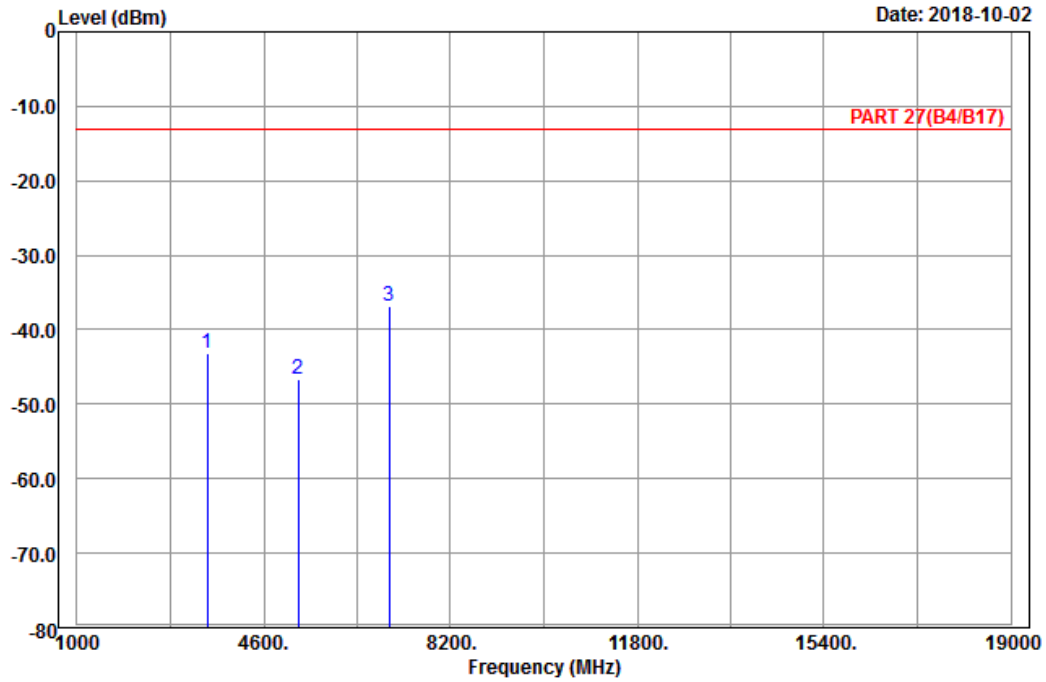


Bureau Veritas Consumer Products Services Ltd., Taoyuan Branch

A D T

Data: 3

Date: 2018-10-02



Site : 966 chamber 1
 Condition: PART 27(B4/B17) Horizontal
 Remark : LTE_Band 4_Link_CH20393
 Tested by: Karl Lee

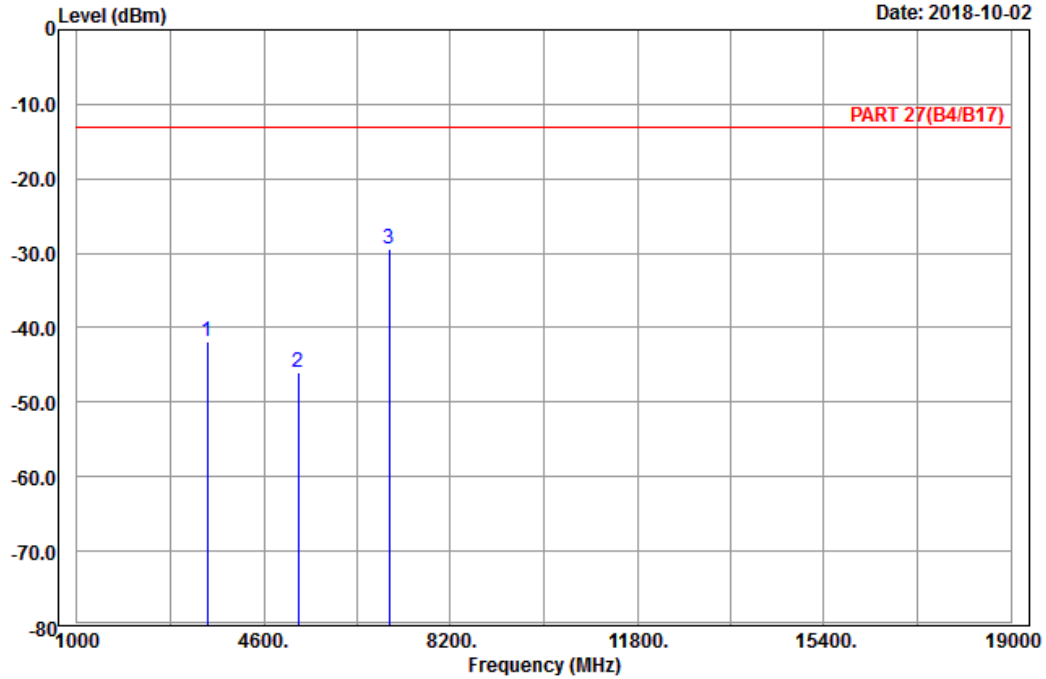
	Freq	Level	Read Level	Limit Line	Over Limit	Factor	Remark
	MHz	dBm	dBm	dBm	dB	dB	
1	3508.60	-43.24	-57.52	-13.00	-30.24	14.28	Peak
2	5262.90	-46.58	-66.78	-13.00	-33.58	20.20	Peak
3 pp	7017.20	-36.81	-59.42	-13.00	-23.81	22.61	Peak



A D T

Data: 4

Date: 2018-10-02



Site : 966 chamber 1
 Condition: PART 27(B4/B17) Vertical
 Remark : LTE_Band 4_Link_CH20393
 Tested by: Karl Lee

	Freq	Level	Read Level	Limit Line	Over Limit	Factor	Remark
	MHz	dBm	dBm	dBm	dB	dB	
1	3508.60	-41.75	-56.03	-13.00	-28.75	14.28	Peak
2	5262.90	-45.90	-66.10	-13.00	-32.90	20.20	Peak
3 pp	7017.20	-29.53	-52.14	-13.00	-16.53	22.61	Peak

Channel Bandwidth: 5 MHz / QPSK
Low Channel

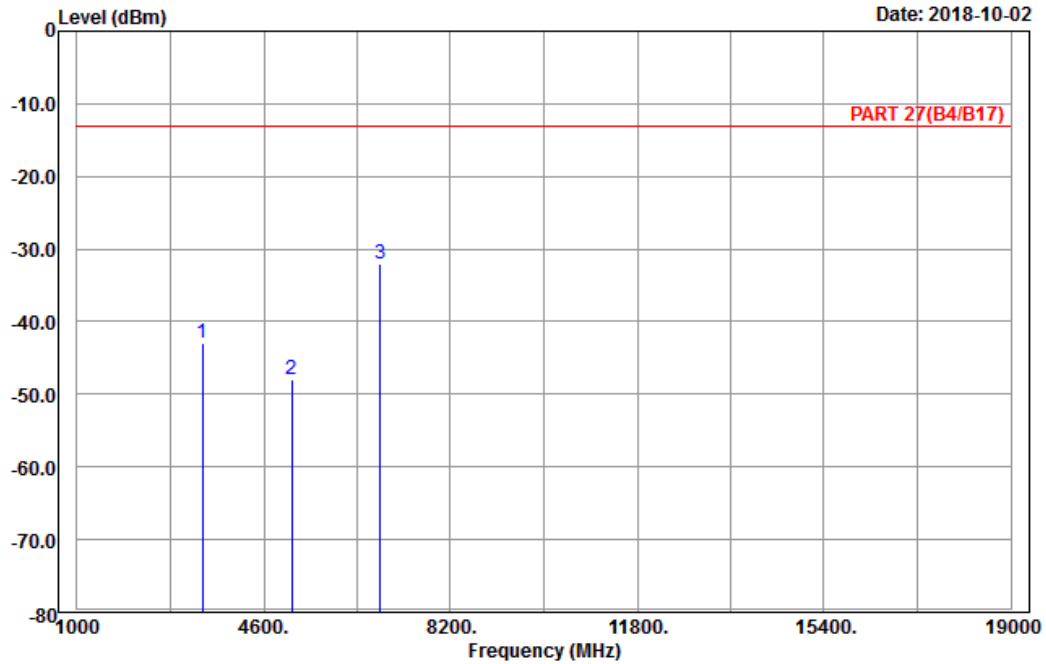


Bureau Veritas Consumer Products Services Ltd., Taoyuan Branch

A D T

Data: 3

Date: 2018-10-02



Site : 966 chamber 1
Condition: PART 27(B4/B17) Horizontal
Remark : LTE_Band 4_Link_CH19975
Tested by: Karl Lee

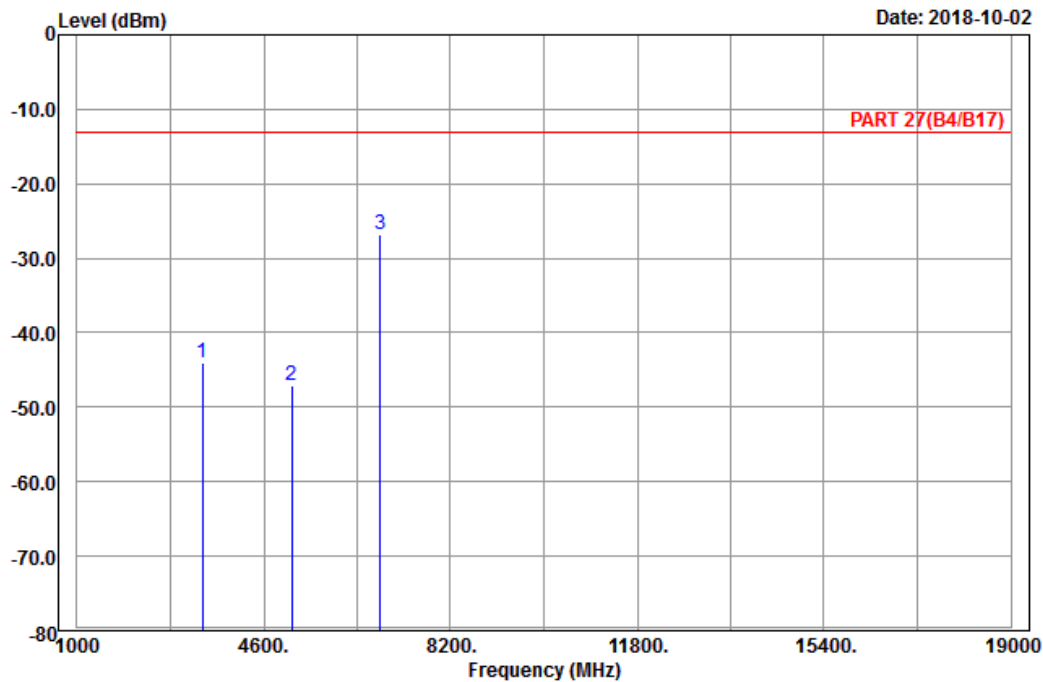
	Freq	Level	Read Level	Limit Line	Over Limit	Factor	Remark
	MHz	dBm	dBm	dBm	dB	dB	
1	3425.00	-42.95	-57.32	-13.00	-29.95	14.37	Peak
2	5137.50	-47.97	-67.78	-13.00	-34.97	19.81	Peak
3 pp	6850.00	-32.06	-54.78	-13.00	-19.06	22.72	Peak



A D T

Data: 4

Date: 2018-10-02



Site : 966 chamber 1
 Condition: PART 27(B4/B17) Vertical
 Remark : LTE_Band 4_Link_CH19975
 Tested by: Karl Lee

	Freq	Level	Read Level	Limit Line	Over Limit	Factor	Remark
	MHz	dBm	dBm	dBm	dB	dB	
1	3425.00	-44.00	-58.37	-13.00	-31.00	14.37	Peak
2	5137.50	-47.10	-66.91	-13.00	-34.10	19.81	Peak
3 pp	6850.00	-26.88	-49.60	-13.00	-13.88	22.72	Peak

Middle Channel

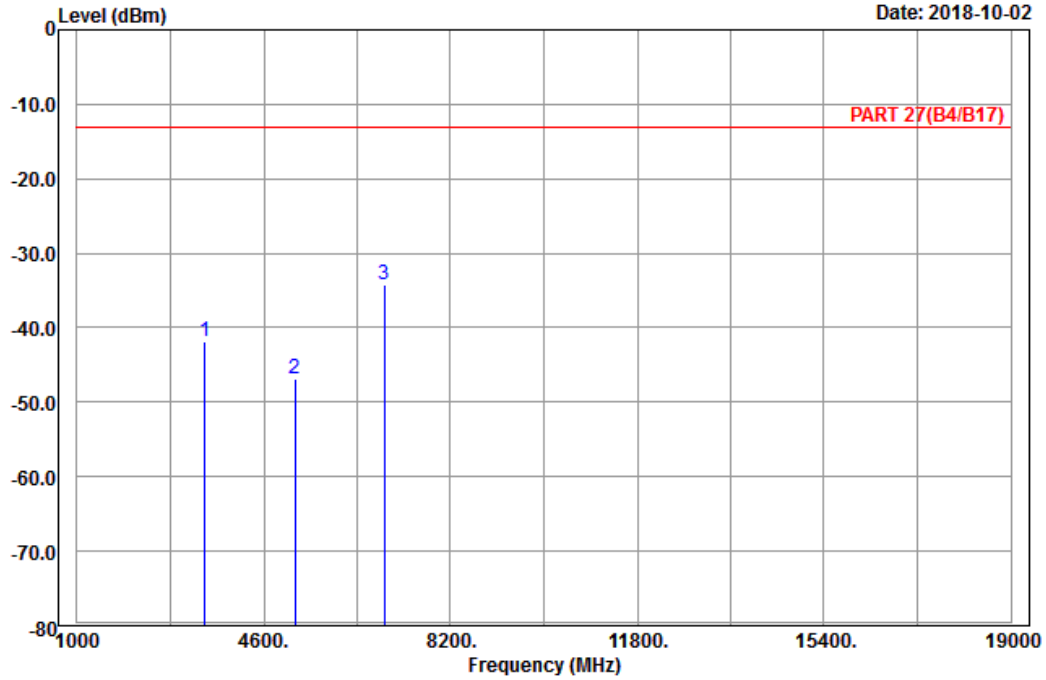


Bureau Veritas Consumer Products Services Ltd., Taoyuan Branch

A D T

Data: 3

Date: 2018-10-02



Site : 966 chamber 1
 Condition: PART 27(B4/B17) Horizontal
 Remark : LTE_Band 4_Link_CH20175
 Tested by: Karl Lee

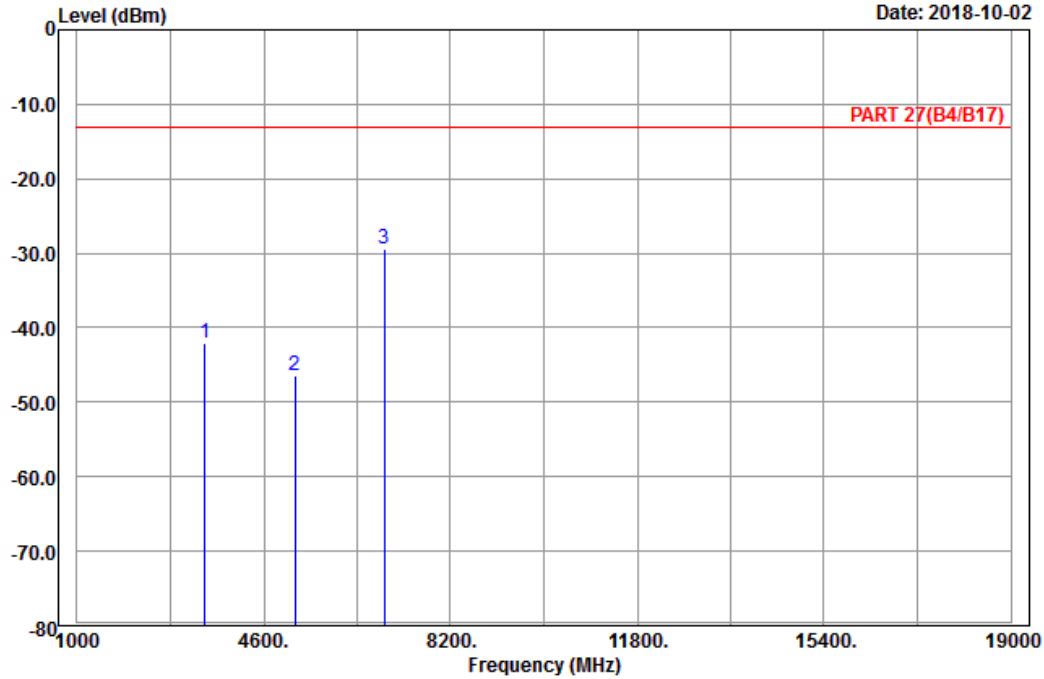
	Freq	Level	Read Level	Limit Line	Over Limit	Factor	Remark
	MHz	dBm	dBm	dBm	dB	dB	
1	3465.00	-41.94	-56.28	-13.00	-28.94	14.34	Peak
2	5197.50	-46.90	-67.02	-13.00	-33.90	20.12	Peak
3	6930.00	-34.12	-56.99	-13.00	-21.12	22.87	Peak



A D T

Data: 4

Date: 2018-10-02



Site : 966 chamber 1
 Condition: PART 27(B4/B17) Vertical
 Remark : LTE_Band 4_Link_CH20175
 Tested by: Karl Lee

	Freq	Level	Read Level	Limit Line	Over Limit	Factor	Remark
	MHz	dBm	dBm	dBm	dB	dB	
1	3465.00	-42.01	-56.35	-13.00	-29.01	14.34	Peak
2	5197.50	-46.50	-66.62	-13.00	-33.50	20.12	Peak
3 pp	6930.00	-29.33	-52.20	-13.00	-16.33	22.87	Peak

High Channel

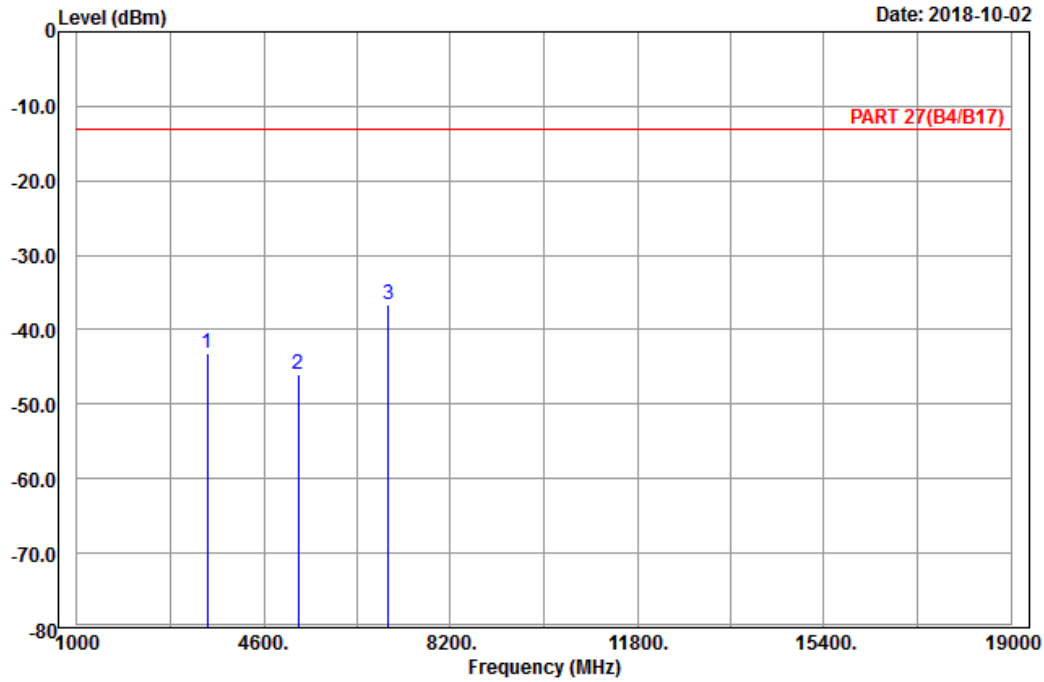


Bureau Veritas Consumer Products Services Ltd., Taoyuan Branch

A D T

Data: 3

Date: 2018-10-02



Site : 966 chamber 1
 Condition: PART 27(B4/B17) Horizontal
 Remark : LTE_Band 4_Link_CH20375
 Tested by: Karl Lee

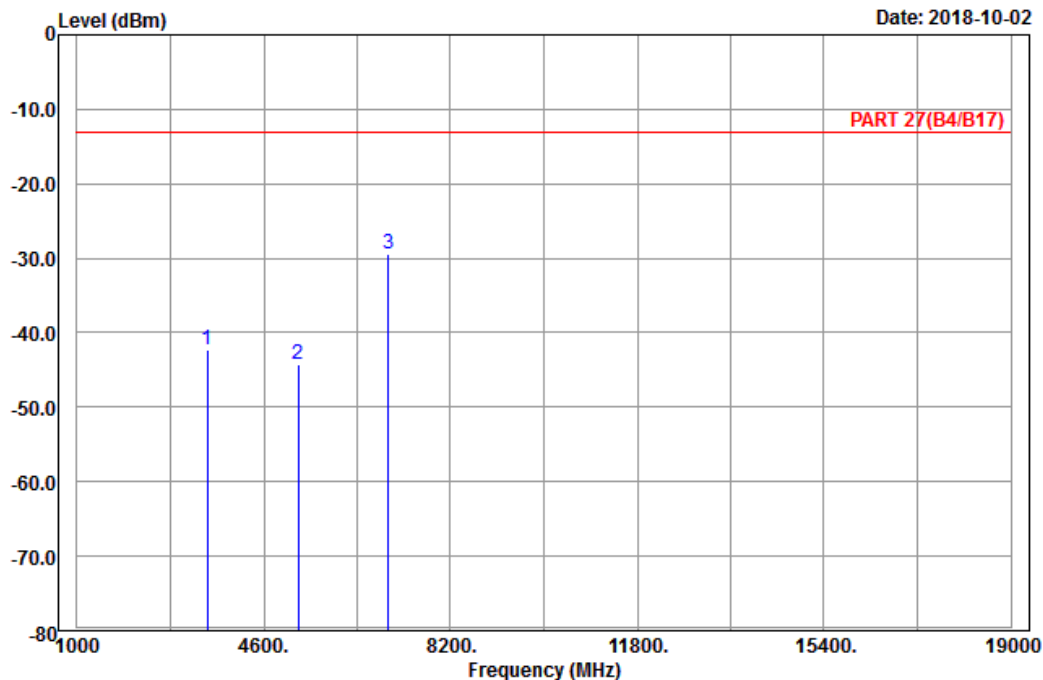
	Freq	Level	Read Level	Limit Line	Over Limit	Factor	Remark
	MHz	dBm	dBm	dBm	dB	dB	
1	3505.00	-43.14	-57.42	-13.00	-30.14	14.28	Peak
2	5257.50	-45.98	-66.18	-13.00	-32.98	20.20	Peak
3 pp	7010.00	-36.57	-59.18	-13.00	-23.57	22.61	Peak



A D T

Data: 4

Date: 2018-10-02



Site : 966 chamber 1
 Condition: PART 27(B4/B17) Vertical
 Remark : LTE_Band 4_Link_CH20375
 Tested by: Karl Lee

	Freq	Level	Read Level	Limit Line	Over Limit	Factor	Remark
	MHz	dBm	dBm	dBm	dB	dB	
1	3505.00	-42.19	-56.47	-13.00	-29.19	14.28	Peak
2	5257.50	-44.22	-64.42	-13.00	-31.22	20.20	Peak
3 pp	7010.00	-29.41	-52.02	-13.00	-16.41	22.61	Peak

Channel Bandwidth: 20 MHz / QPSK
Low Channel

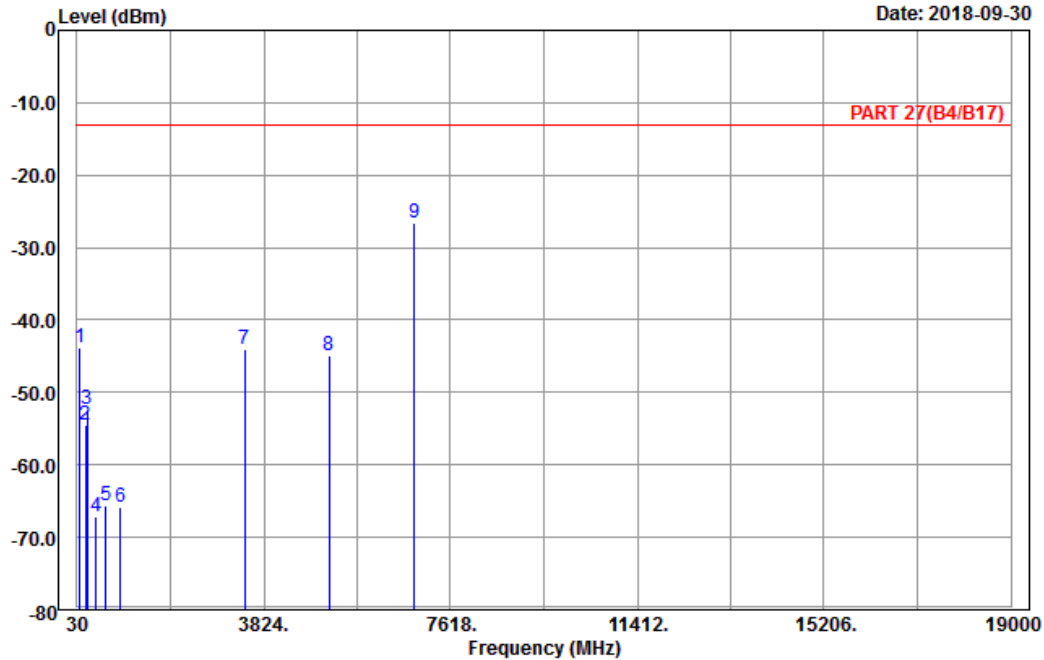


Bureau Veritas Consumer Products Services Ltd., Taoyuan Branch

A D T

Data: 13

Date: 2018-09-30



Site : 966 chamber 1
Condition: PART 27(B4/B17) Horizontal
Remark : LTE_Band 4_Link_CH20050
Tested by: Karl Lee

	Freq	Level	Read Level	Limit Line	Over Limit	Factor	Remark
	MHz	dBm	dBm	dBm	dB	dB	
1	92.37	-43.74	-33.18	-13.00	-30.74	-10.56	Peak
2	209.82	-54.51	-48.46	-13.00	-41.51	-6.05	Peak
3	241.68	-52.25	-46.63	-13.00	-39.25	-5.62	Peak
4	416.90	-67.15	-64.03	-13.00	-54.15	-3.12	Peak
5	611.50	-65.54	-65.85	-13.00	-52.54	0.31	Peak
6	912.50	-65.90	-69.35	-13.00	-52.90	3.45	Peak
7	3440.00	-44.04	-58.39	-13.00	-31.04	14.35	Peak
8	5160.00	-44.80	-64.72	-13.00	-31.80	19.92	Peak
9 pp	6880.00	-26.66	-49.46	-13.00	-13.66	22.80	Peak

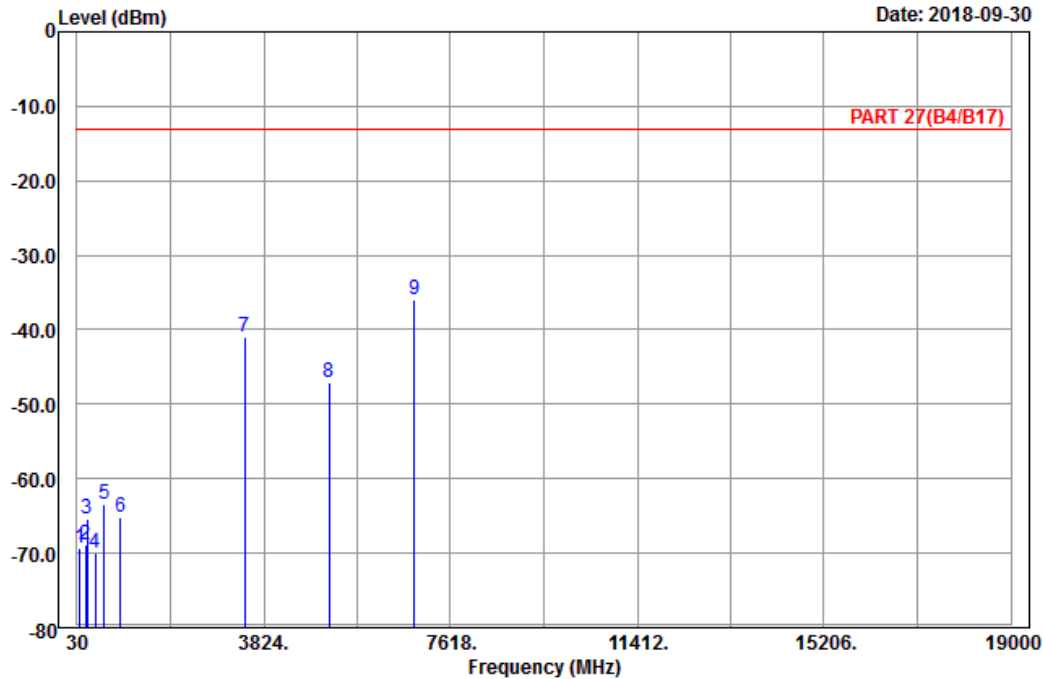


Bureau Veritas Consumer Products Services Ltd., Taoyuan Branch

A D T

Data: 14

Date: 2018-09-30



Site : 966 chamber 1
 Condition: PART 27(B4/B17) Vertical
 Remark : LTE_Band 4_Link_CH20050
 Tested by: Karl Lee

	Freq	Level	Read Level	Limit Line	Over Limit	Factor	Remark
	MHz	dBm	dBm	dBm	dB	dB	
1	93.18	-69.30	-58.79	-13.00	-56.30	-10.51	Peak
2	211.44	-68.89	-62.86	-13.00	-55.89	-6.03	Peak
3	242.22	-65.36	-59.75	-13.00	-52.36	-5.61	Peak
4	394.50	-70.07	-67.07	-13.00	-57.07	-3.00	Peak
5	587.00	-63.46	-63.32	-13.00	-50.46	-0.14	Peak
6	913.20	-65.15	-68.65	-13.00	-52.15	3.50	Peak
7	3440.00	-41.03	-55.38	-13.00	-28.03	14.35	Peak
8	5160.00	-47.14	-67.06	-13.00	-34.14	19.92	Peak
9 pp	6880.00	-36.02	-58.82	-13.00	-23.02	22.80	Peak

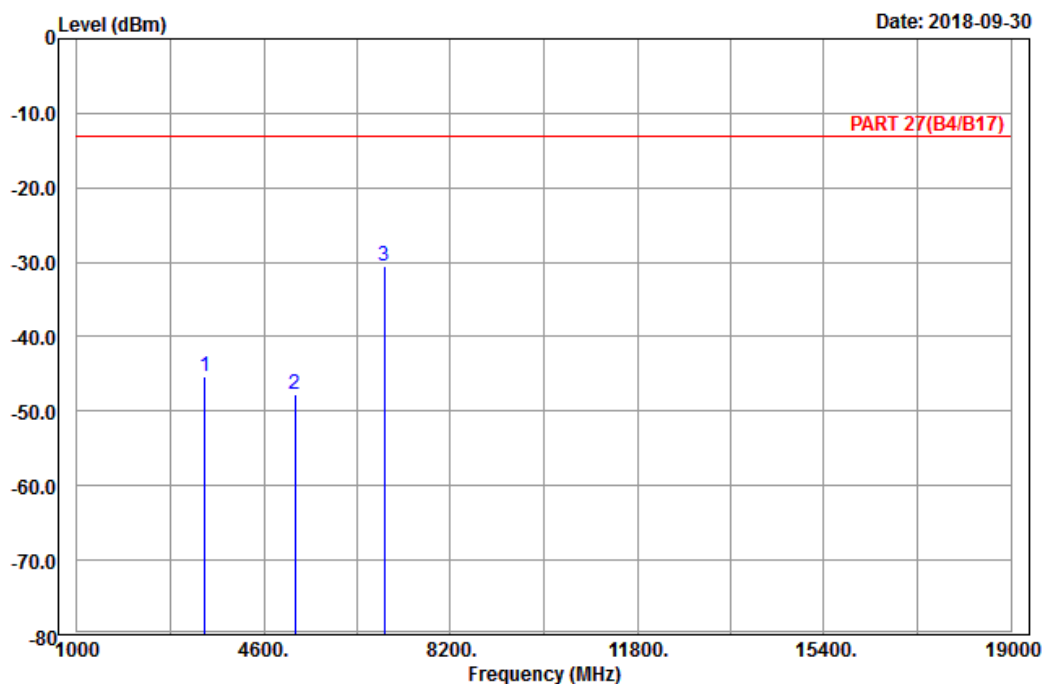
Middle Channel



Bureau Veritas Consumer Products Services Ltd., Taoyuan Branch

A D T

Data: 9



Site : 966 chamber 1
 Condition: PART 27(B4/B17) Horizontal
 Remark : LTE_Band 4_Link_CH20175
 Tested by: Karl Lee

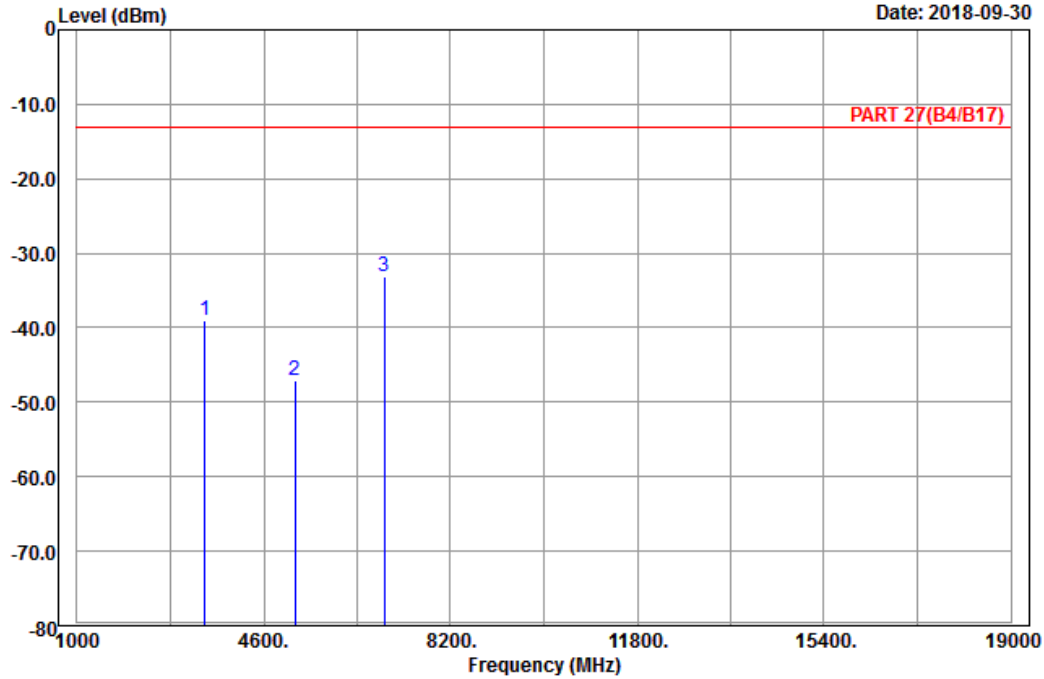
	Freq	Level	Read Level	Limit Line	Over Limit	Factor	Remark
	MHz	dBm	dBm	dBm	dB	dB	
1	3465.00	-45.29	-59.63	-13.00	-32.29	14.34	Peak
2	5197.50	-47.72	-67.84	-13.00	-34.72	20.12	Peak
3	6930.00	-30.60	-53.47	-13.00	-17.60	22.87	Peak



A D T

Data: 10

Date: 2018-09-30



Site : 966 chamber 1
 Condition: PART 27(B4/B17) Vertical
 Remark : LTE_Band 4_Link_CH20175
 Tested by: Karl Lee

	Freq	Level	Read Level	Limit Line	Over Limit	Factor	Remark
	MHz	dBm	dBm	dBm	dB	dB	
1	3465.00	-38.96	-53.30	-13.00	-25.96	14.34	Peak
2	5197.50	-47.18	-67.30	-13.00	-34.18	20.12	Peak
3 pp	6930.00	-33.09	-55.96	-13.00	-20.09	22.87	Peak

High Channel

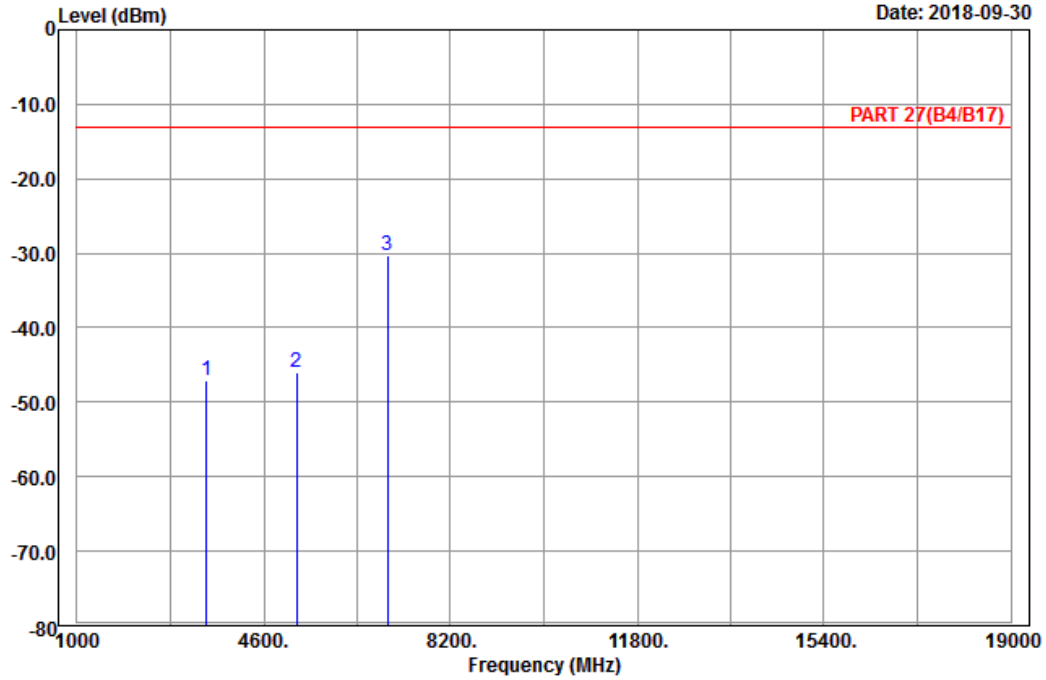


Bureau Veritas Consumer Products Services Ltd., Taoyuan Branch

A D T

Data: 9

Date: 2018-09-30



Site : 966 chamber 1
 Condition: PART 27(B4/B17) Horizontal
 Remark : LTE_Band 4_Link_CH20300
 Tested by: Karl Lee

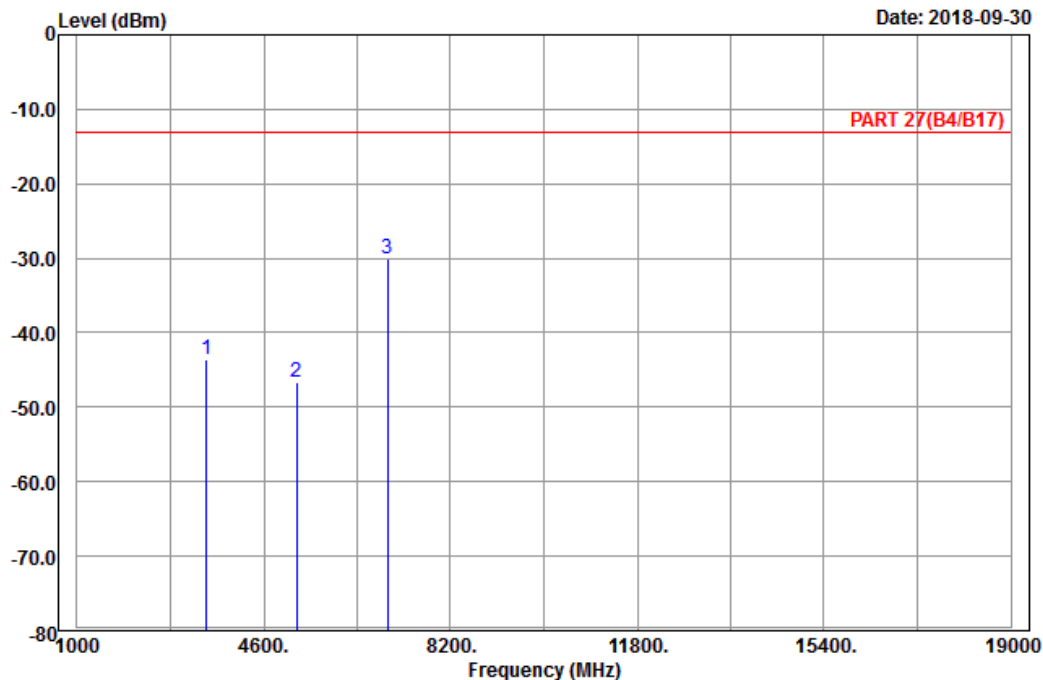
	Freq	Level	Read Level	Limit Line	Over Limit	Factor	Remark
	MHz	dBm	dBm	dBm	dB	dB	
1	3490.00	-47.14	-61.45	-13.00	-34.14	14.31	Peak
2	5235.00	-45.99	-66.15	-13.00	-32.99	20.16	Peak
3 pp	6980.00	-30.28	-52.97	-13.00	-17.28	22.69	Peak



A D T

Data: 10

Date: 2018-09-30



Site : 966 chamber 1
 Condition: PART 27(B4/B17) Vertical
 Remark : LTE_Band 4_Link_CH20300
 Tested by: Karl Lee

	Freq	Level	Read Level	Limit Line	Over Limit	Factor	Remark
	MHz	dBm	dBm	dBm	dB	dB	
1	3490.00	-43.50	-57.81	-13.00	-30.50	14.31	Peak
2	5235.00	-46.67	-66.83	-13.00	-33.67	20.16	Peak
3 pp	6980.00	-30.06	-52.75	-13.00	-17.06	22.69	Peak

LTE Band 12
 Channel Bandwidth: 1.4 MHz / QPSK
 Low Channel

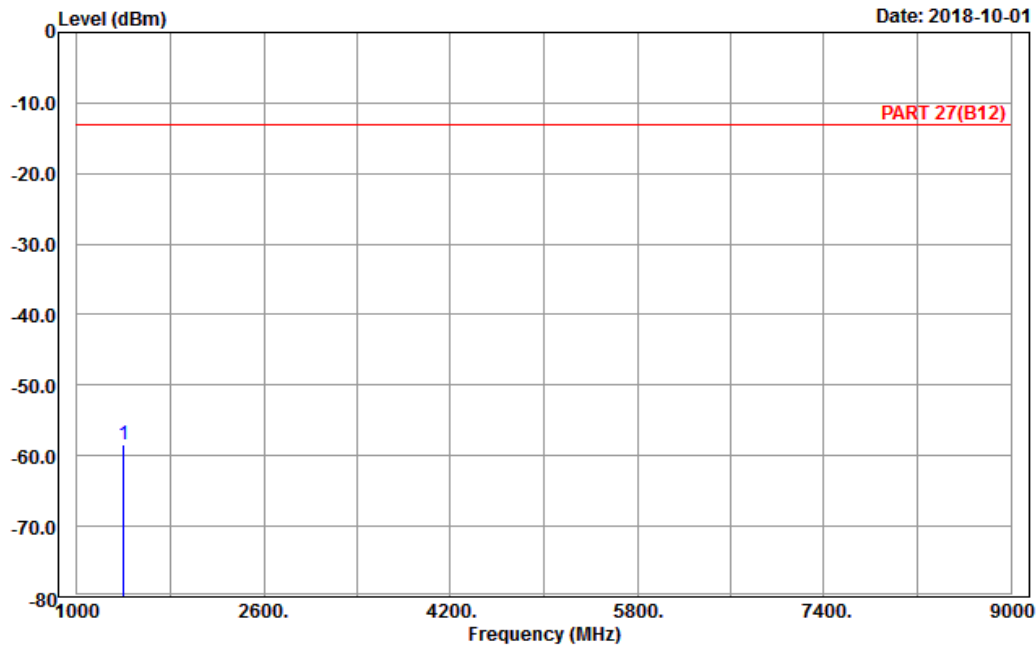


Bureau Veritas Consumer Products Services Ltd., Taoyuan Branch

A D T

Data: 5

Date: 2018-10-01



Site : 966 chamber 1
 Condition: PART 27(B12) Horizontal
 Remark : LTE_Band 12_Link_CH23017
 Tested by: Harry Hsueh

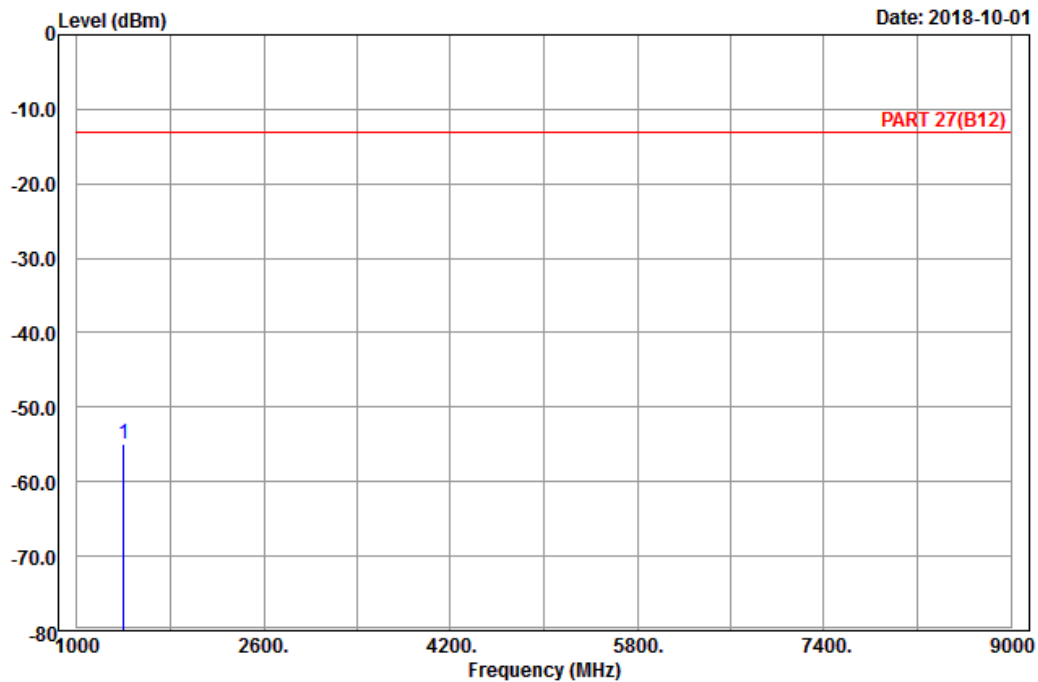
	Read	Limit	Over			
Freq	Level	Level	Line	Limit	Factor	Remark
MHz	dBm	dBm	dBm	dB	dB	
1 pp 1399.40	-58.46	-64.56	-13.00	-45.46	6.10	Peak



A D T

Data: 6

Date: 2018-10-01



Site : 966 chamber 1
 Condition: PART 27(B12) Vertical
 Remark : LTE_Band 12_Link_CH23017
 Tested by: Harry Hsueh

	Freq	Level	Read Level	Limit Line	Over Limit	Factor	Remark
	MHz	dBm	dBm	dBm	dB	dB	
1	pp 1399.40	-54.88	-60.98	-13.00	-41.88	6.10	Peak

Middle Channel

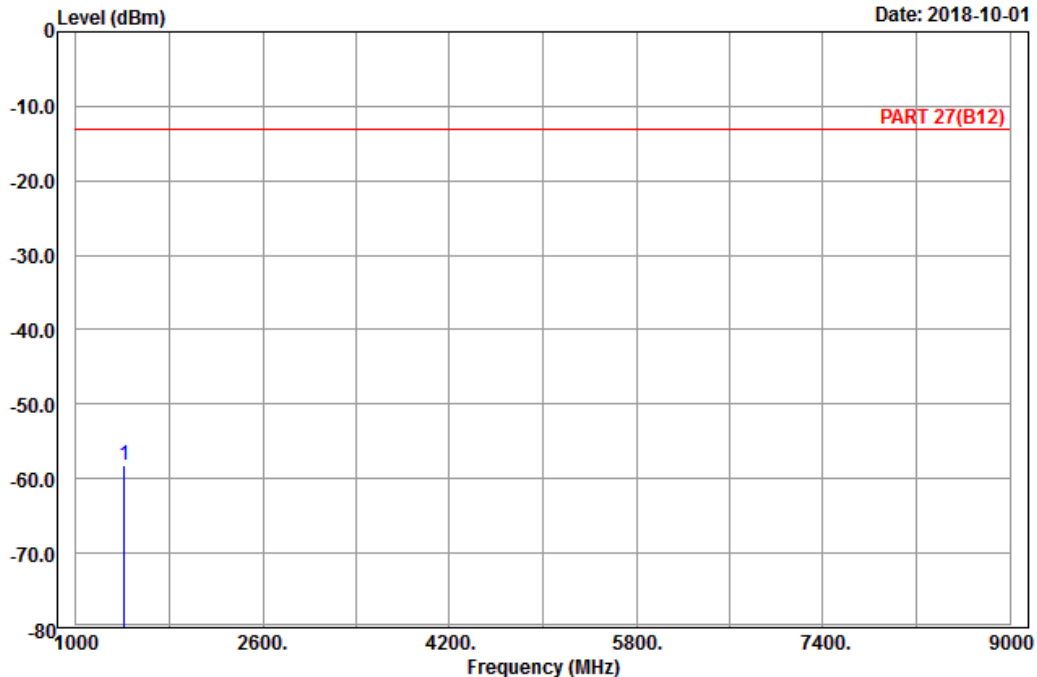


Bureau Veritas Consumer Products Services Ltd., Taoyuan Branch

A D T

Data: 5

Date: 2018-10-01



Site : 966 chamber 1
 Condition: PART 27(B12) Horizontal
 Remark : LTE_Band 12_Link_CH23095
 Tested by: Harry Hsueh

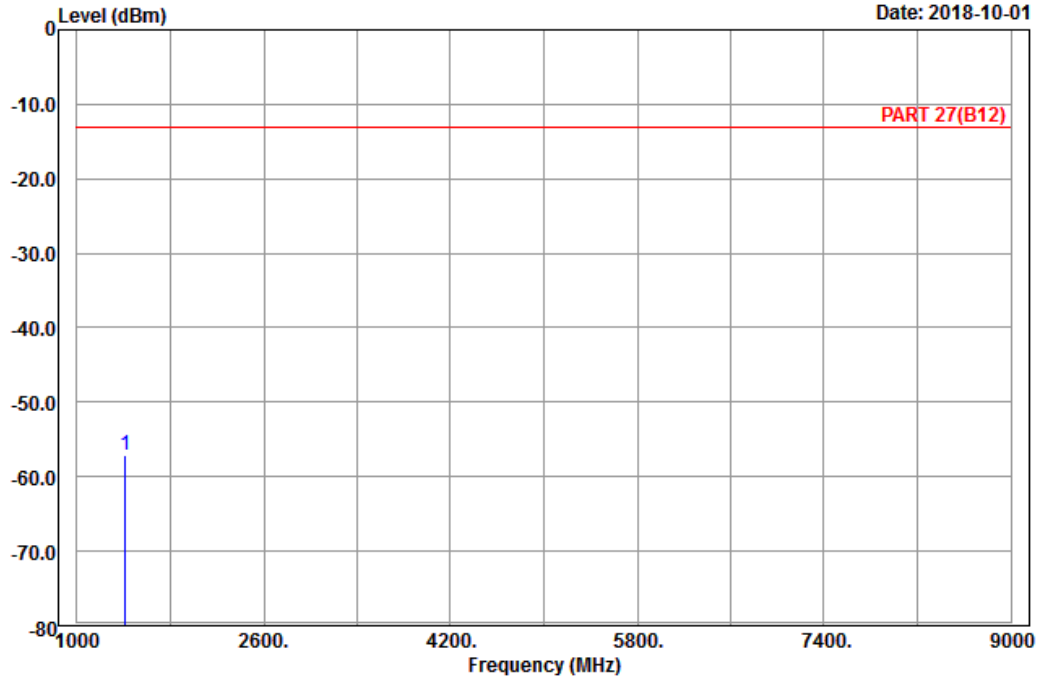
	Read	Limit	Over			
Freq	Level	Level	Line	Limit	Factor	Remark
MHz	dBm	dBm	dBm	dB	dB	
1 pp 1415.00	-58.27	-64.63	-13.00	-45.27	6.36	Peak



A D T

Data: 6

Date: 2018-10-01



Site : 966 chamber 1
 Condition: PART 27(B12) Vertical
 Remark : LTE_Band 12_Link_CH23095
 Tested by: Harry Hsueh

	Freq	Level	Read Level	Limit Line	Over Limit	Factor	Remark
	MHz	dBm	dBm	dBm	dB	dB	
1	pp 1415.00	-57.04	-63.40	-13.00	-44.04	6.36	Peak

High Channel

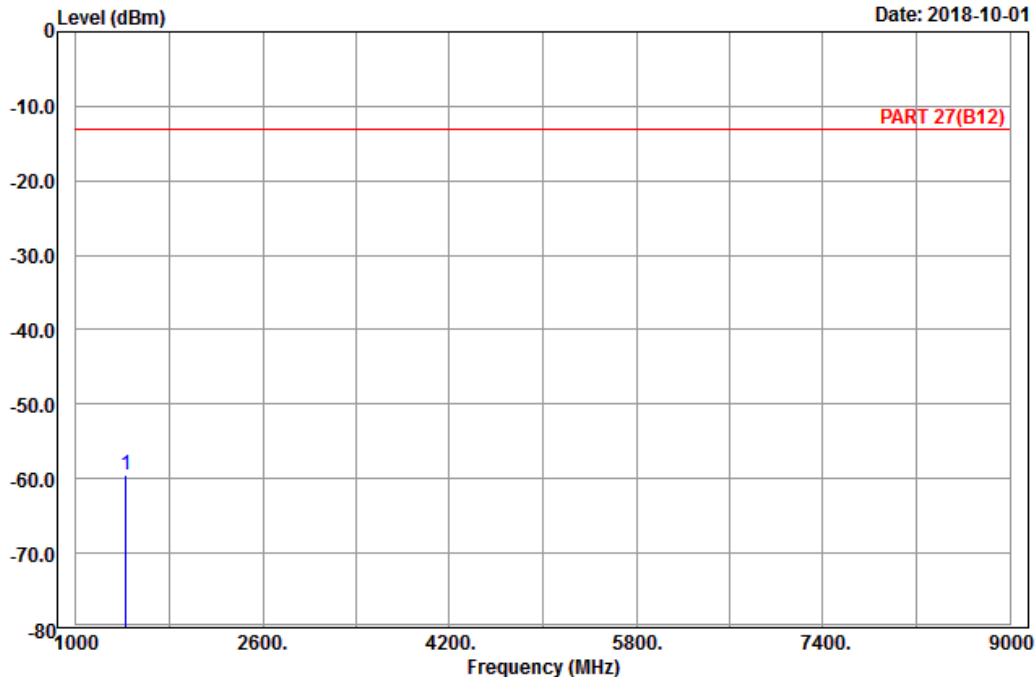


Bureau Veritas Consumer Products Services Ltd., Taoyuan Branch

A D T

Data: 5

Date: 2018-10-01



Site : 966 chamber 1
 Condition: PART 27(B12) Horizontal
 Remark : LTE_Band 12_Link_CH23173
 Tested by: Harry Hsueh

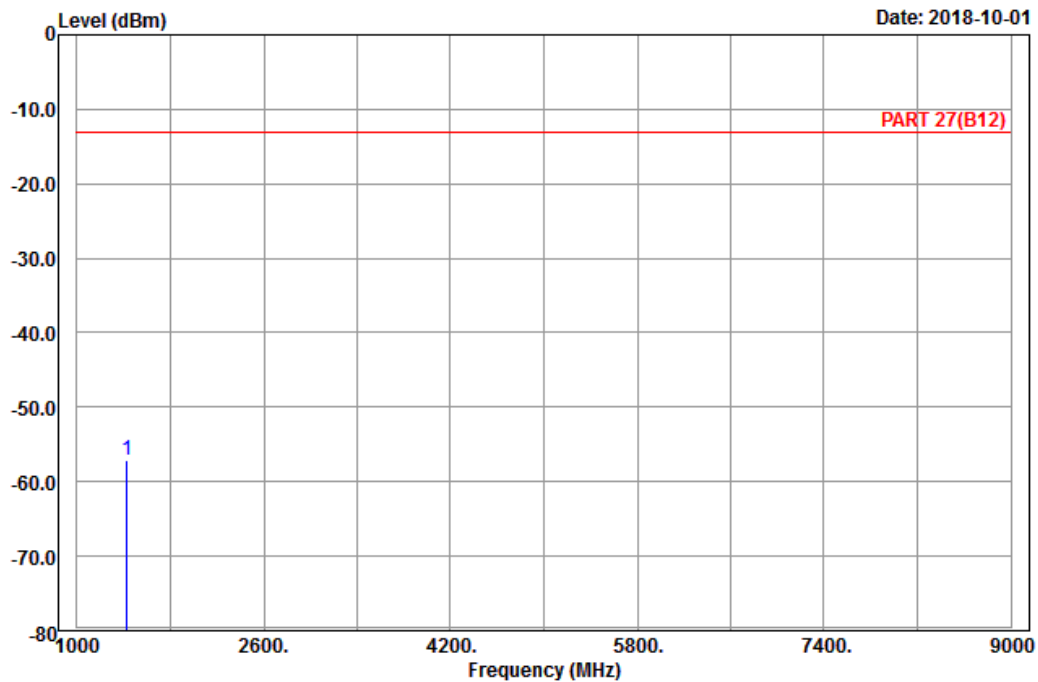
	Read	Limit	Over			
Freq	Level	Level	Line	Limit	Factor	Remark
MHz	dBm	dBm	dBm	dB	dB	
1 pp 1430.60	-59.57	-65.81	-13.00	-46.57	6.24	Peak



A D T

Data: 6

Date: 2018-10-01



Site : 966 chamber 1
 Condition: PART 27(B12) Vertical
 Remark : LTE_Band 12_Link_CH23173
 Tested by: Harry Hsueh

	Freq	Level	Read Level	Limit Line	Over Limit	Factor	Remark
	MHz	dBm	dBm	dBm	dB	dB	
1	pp 1430.60	-57.13	-63.37	-13.00	-44.13	6.24	Peak

Channel Bandwidth: 5 MHz / QPSK
Low Channel

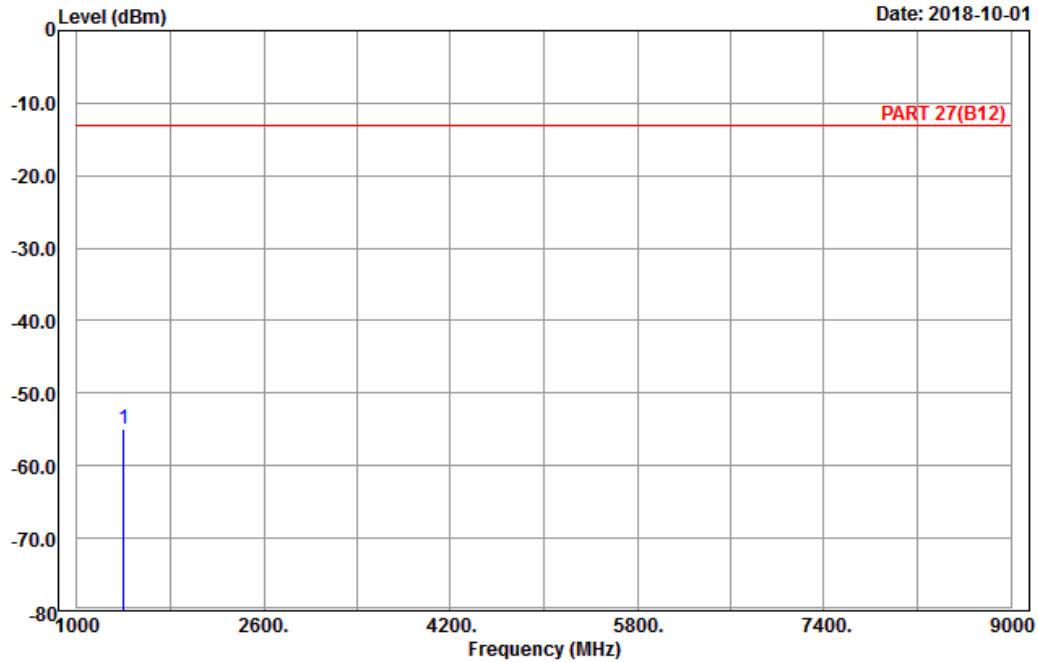


Bureau Veritas Consumer Products Services Ltd., Taoyuan Branch

A D T

Data: 5

Date: 2018-10-01



Site : 966 chamber 1
Condition: PART 27(B12) Horizontal
Remark : LTE_Band 12_Link_CH23035
Tested by: Harry Hsueh

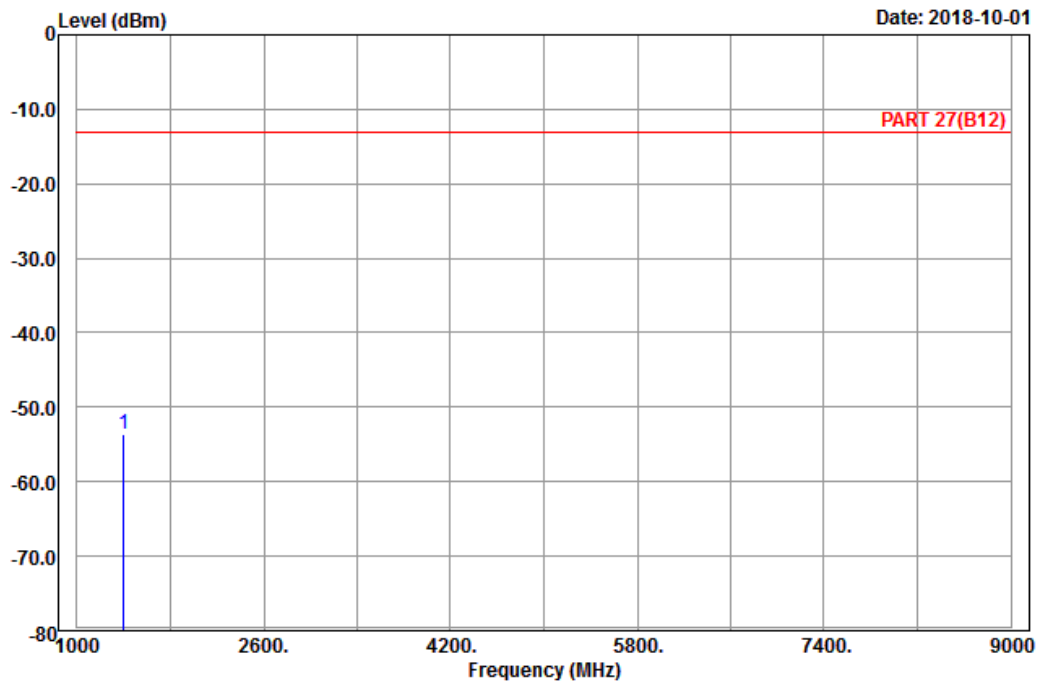
	Read	Limit	Over			
Freq	Level	Level	Line	Limit	Factor	Remark
MHz	dBm	dBm	dBm	dB	dB	
1 pp 1403.00	-55.02	-61.12	-13.00	-42.02	6.10	Peak



A D T

Data: 6

Date: 2018-10-01



Site : 966 chamber 1
 Condition: PART 27(B12) Vertical
 Remark : LTE_Band 12_Link_CH23035
 Tested by: Harry Hsueh

	Freq	Level	Read Level	Limit Line	Over Limit	Factor	Remark
	MHz	dBm	dBm	dBm	dB	dB	
1	pp 1403.00	-53.68	-59.78	-13.00	-40.68	6.10	Peak

Middle Channel

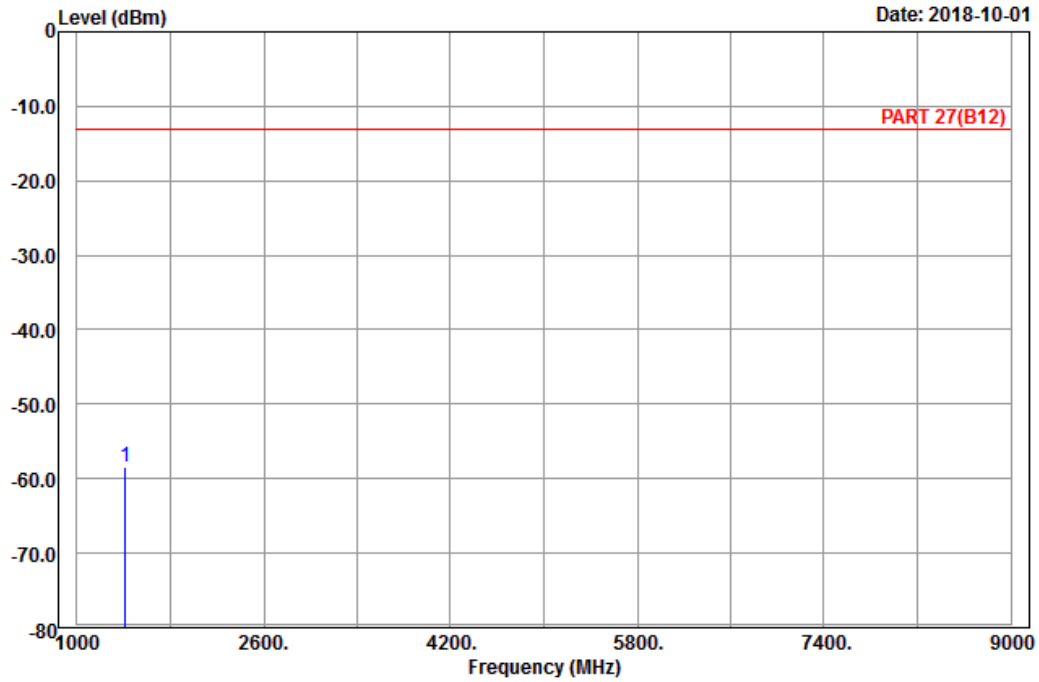


Bureau Veritas Consumer Products Services Ltd., Taoyuan Branch

A D T

Data: 5

Date: 2018-10-01



Site : 966 chamber 1
 Condition: PART 27(B12) Horizontal
 Remark : LTE_Band 12_Link_CH23095
 Tested by: Harry Hsueh

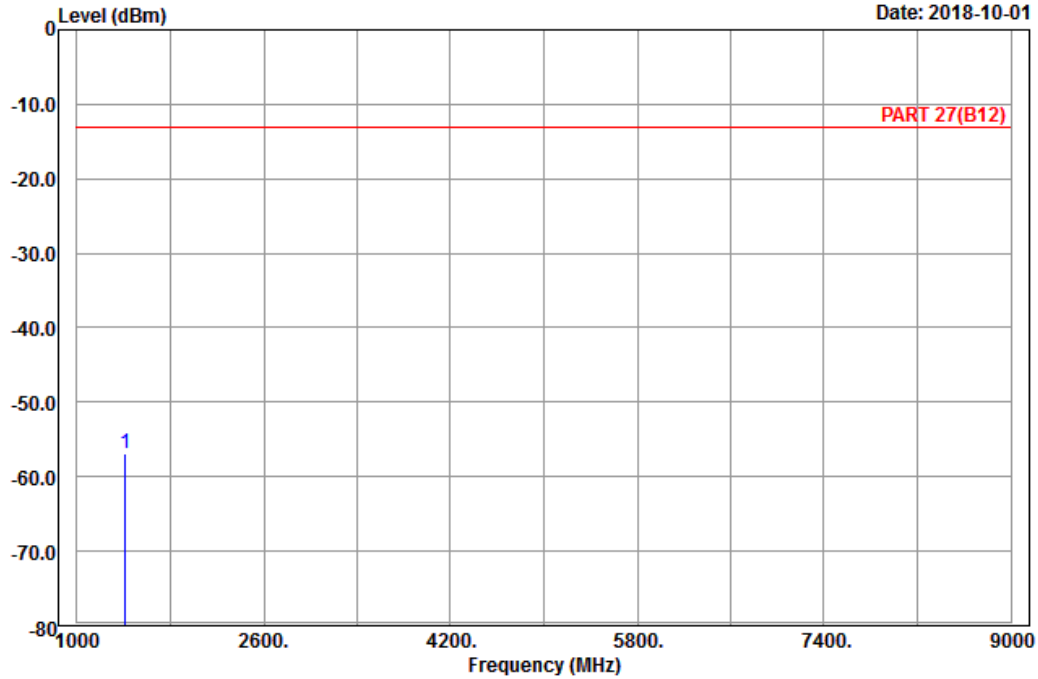
	Read	Limit	Over			
Freq	Level	Level	Line	Limit	Factor	Remark
MHz	dBm	dBm	dBm	dB	dB	
1 pp 1415.00	-58.47	-64.83	-13.00	-45.47	6.36	Peak



A D T

Data: 6

Date: 2018-10-01



Site : 966 chamber 1
 Condition: PART 27(B12) Vertical
 Remark : LTE_Band 12_Link_CH23095
 Tested by: Harry Hsueh

	Freq	Level	Read Level	Limit Line	Over Limit	Factor	Remark
	MHz	dBm	dBm	dBm	dB	dB	
1	pp 1415.00	-56.99	-63.35	-13.00	-43.99	6.36	Peak

High Channel

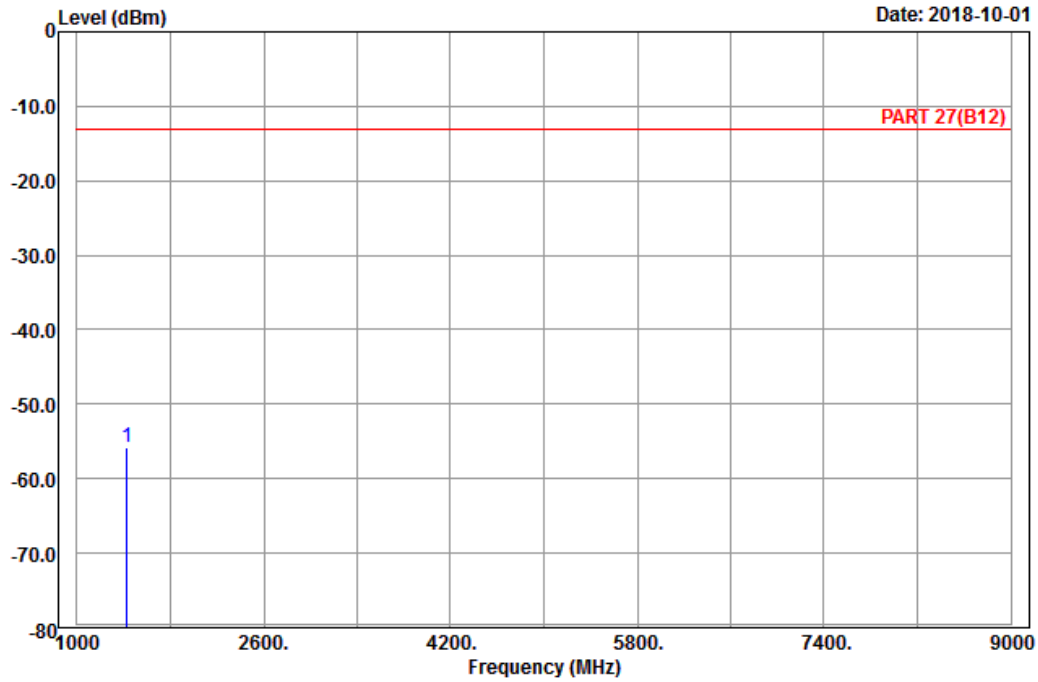


Bureau Veritas Consumer Products Services Ltd., Taoyuan Branch

A D T

Data: 5

Date: 2018-10-01



Site : 966 chamber 1
 Condition: PART 27(B12) Horizontal
 Remark : LTE_Band 12_Link_CH23155
 Tested by: Harry Hsueh

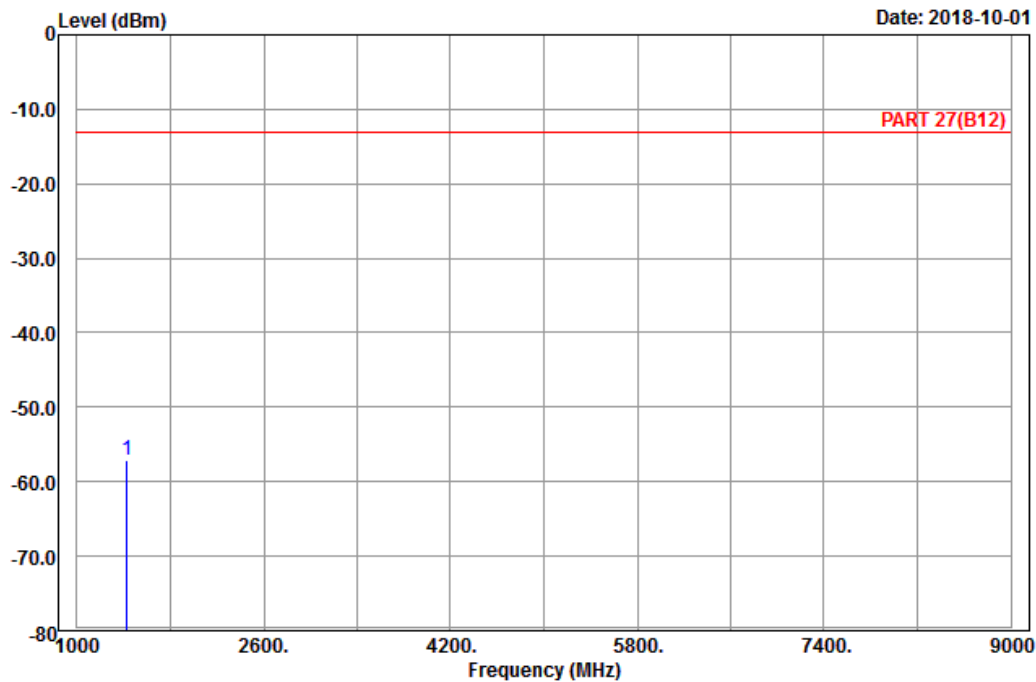
	Read	Limit	Over			
Freq	Level	Level	Line	Limit	Factor	Remark
MHz	dBm	dBm	dBm	dB	dB	
1 pp 1427.00	-55.90	-62.14	-13.00	-42.90	6.24	Peak



A D T

Data: 6

Date: 2018-10-01



Site : 966 chamber 1
 Condition: PART 27(B12) Vertical
 Remark : LTE_Band 12_Link_CH23155
 Tested by: Harry Hsueh

	Freq	Level	Read Level	Limit Line	Over Limit	Factor	Remark
	MHz	dBm	dBm	dBm	dB	dB	
1	pp 1427.00	-57.08	-63.32	-13.00	-44.08	6.24	Peak

Channel Bandwidth: 10 MHz / QPSK
Low Channel

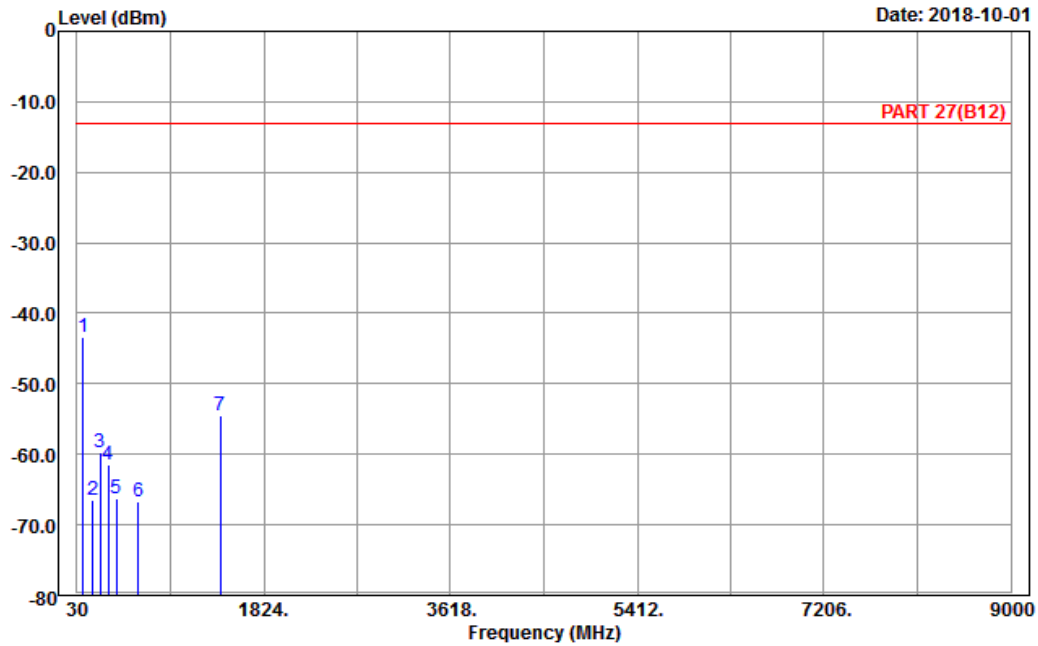


Bureau Veritas Consumer Products Services Ltd., Taoyuan Branch

A D T

Data: 9

Date: 2018-10-01



Site : 966 chamber 1
Condition: PART 27(B12) Horizontal
Remark : LTE_Band 12_Link_CH23060
Tested by: Karl Lee

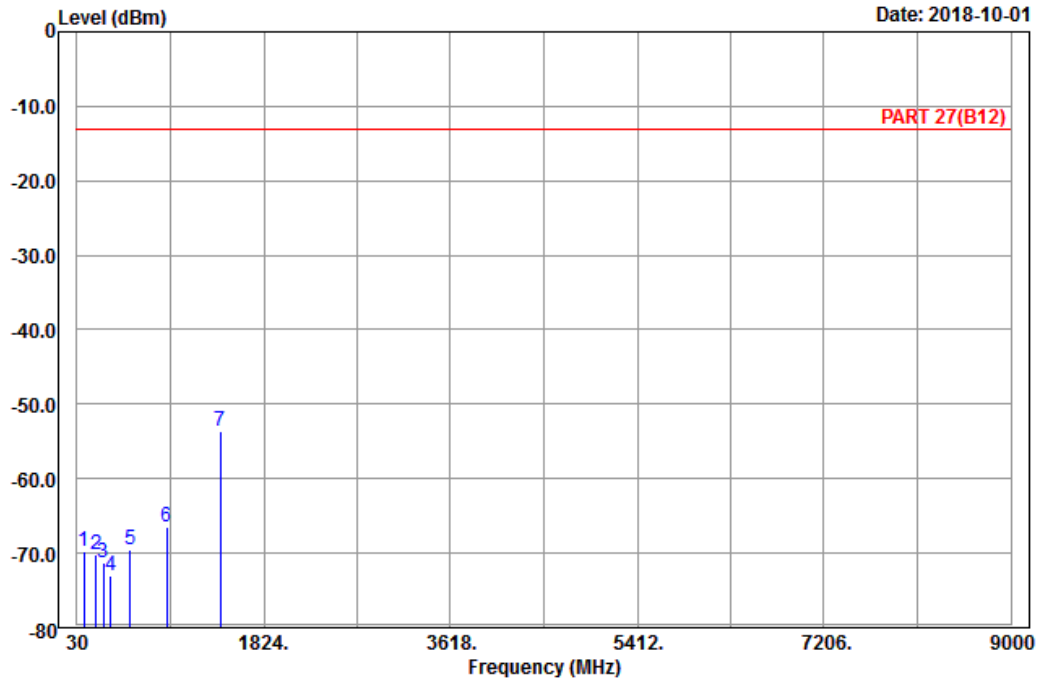
	Freq	Level	Read Level	Limit Line	Over Limit	Factor	Remark
	MHz	dBm	dBm	dBm	dB	dB	
1 pp	91.83	-43.32	-32.76	-13.00	-30.32	-10.56	Peak
2	180.39	-66.57	-60.99	-13.00	-53.57	-5.58	Peak
3	253.29	-59.78	-54.25	-13.00	-46.78	-5.53	Peak
4	328.00	-61.44	-55.81	-13.00	-48.44	-5.63	Peak
5	405.00	-66.30	-63.43	-13.00	-53.30	-2.87	Peak
6	617.10	-66.67	-66.91	-13.00	-53.67	0.24	Peak
7	1408.00	-54.56	-60.92	-13.00	-41.56	6.36	Peak



A D T

Data: 10

Date: 2018-10-01



Site : 966 chamber 1
 Condition: PART 27(B12) Vertical
 Remark : LTE_Band 12_Link_CH23060
 Tested by: Karl Lee

	Freq	Level	Read Level	Limit Line	Over Limit	Factor	Remark
	MHz	dBm	dBm	dBm	dB	dB	
1	93.72	-69.66	-59.21	-13.00	-56.66	-10.45	Peak
2	210.09	-70.27	-64.23	-13.00	-57.27	-6.04	Peak
3	284.34	-71.19	-65.37	-13.00	-58.19	-5.82	Peak
4	350.40	-73.03	-67.65	-13.00	-60.03	-5.38	Peak
5	540.80	-69.43	-67.13	-13.00	-56.43	-2.30	Peak
6	894.30	-66.39	-69.11	-13.00	-53.39	2.72	Peak
7 pp	1408.00	-53.54	-59.90	-13.00	-40.54	6.36	Peak

Middle Channel

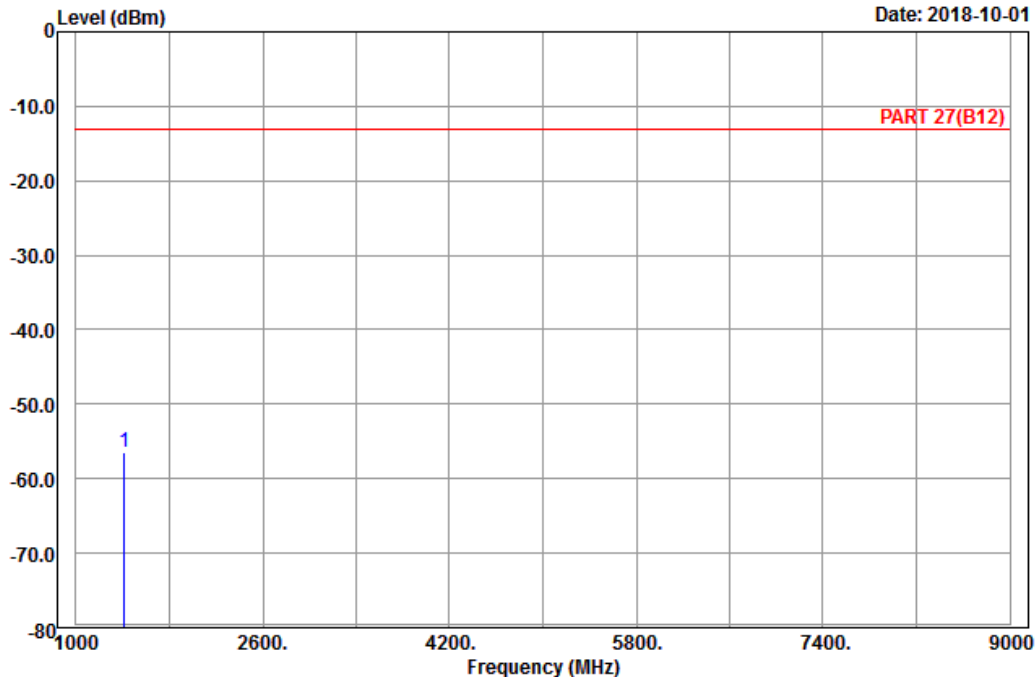


Bureau Veritas Consumer Products Services Ltd., Taoyuan Branch

A D T

Data: 5

Date: 2018-10-01



Site : 966 chamber 1
 Condition: PART 27(B12) Horizontal
 Remark : LTE_Band 12_Link_CH23095
 Tested by: Karl Lee

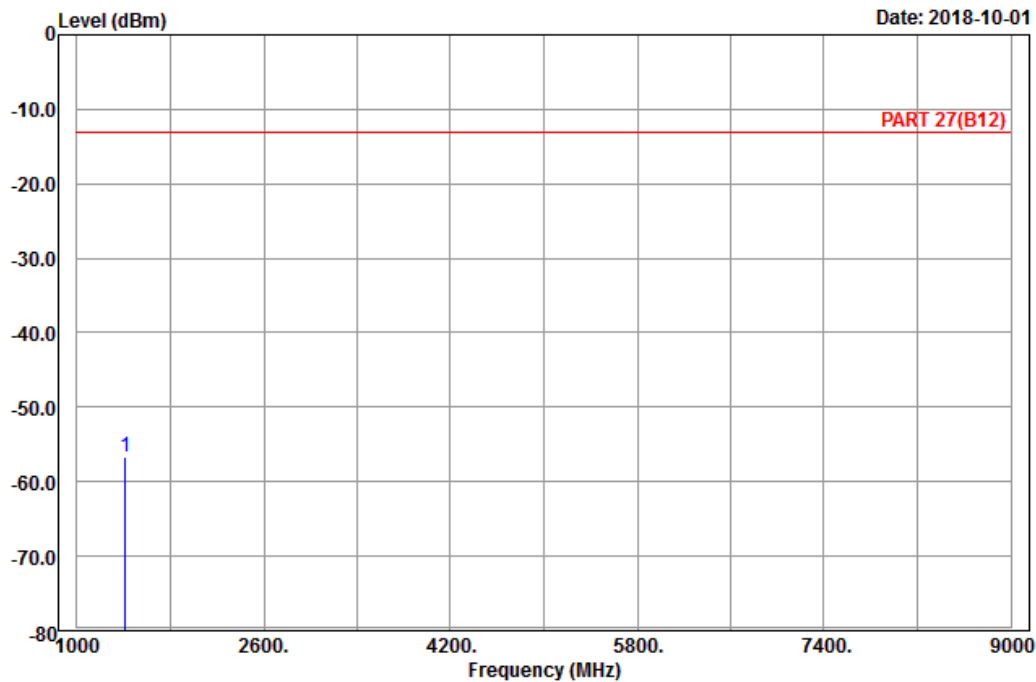
	Read	Limit	Over		
Freq	Level	Level	Line	Limit	Factor Remark
MHz	dBm	dBm	dBm	dB	dB
1 pp 1415.00	-56.51	-62.87	-13.00	-43.51	6.36 Peak



A D T

Data: 6

Date: 2018-10-01



Site : 966 chamber 1
 Condition: PART 27(B12) Vertical
 Remark : LTE_Band 12_Link_CH23095
 Tested by: Karl Lee

	Freq	Level	Read Level	Limit Line	Over Limit	Factor	Remark
	MHz	dBm	dBm	dBm	dB	dB	
1	pp 1415.00	-56.63	-62.99	-13.00	-43.63	6.36	Peak

High Channel

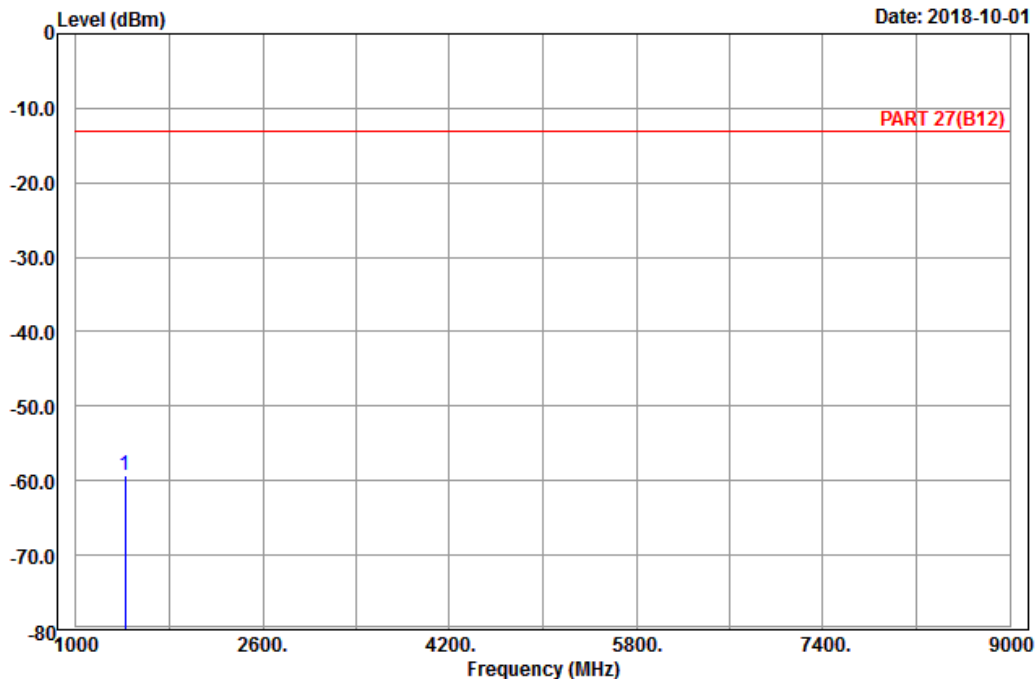


Bureau Veritas Consumer Products Services Ltd., Taoyuan Branch

A D T

Data: 5

Date: 2018-10-01



Site : 966 chamber 1
 Condition: PART 27(B12) Horizontal
 Remark : LTE_Band 12_Link_CH23130
 Tested by: Karl Lee

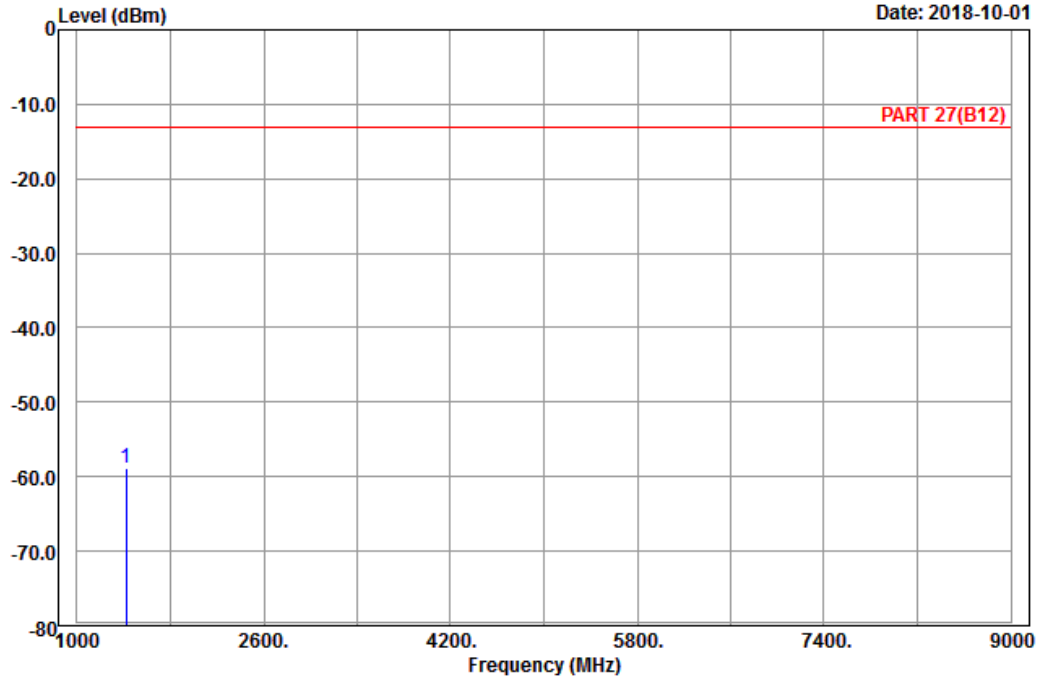
	Read	Limit	Over			
Freq	Level	Level	Line	Limit	Factor	Remark
MHz	dBm	dBm	dBm	dB	dB	
1 pp 1422.00	-59.29	-65.65	-13.00	-46.29	6.36	Peak



A D T

Data: 6

Date: 2018-10-01



Site : 966 chamber 1
 Condition: PART 27(B12) Vertical
 Remark : LTE_Band 12_Link_CH23130
 Tested by: Karl Lee

	Freq	Level	Read Level	Limit Line	Over Limit	Factor	Remark
	MHz	dBm	dBm	dBm	dB	dB	
1	pp 1422.00	-58.78	-65.14	-13.00	-45.78	6.36	Peak

LTE Band 66:
Channel Bandwidth: 1.4 MHz / QPSK
Low Channel

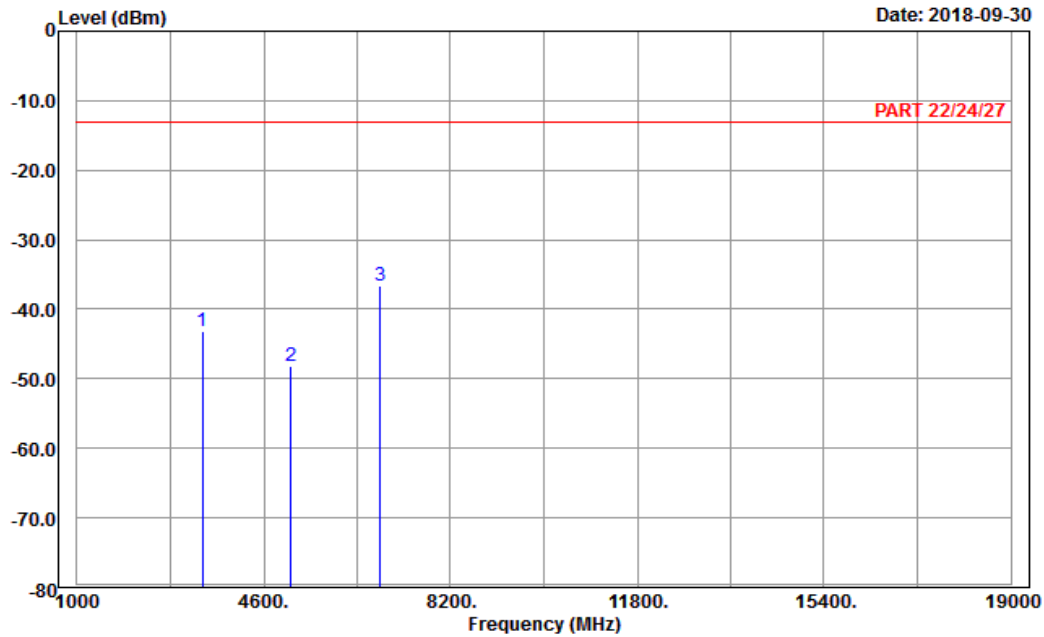


Bureau Veritas Consumer Products Services Ltd., Taoyuan Branch

A D T

Data: 9

Date: 2018-09-30



Site : 966 chamber 1
Condition: PART 22/24/27 Horizontal
Remark : LTE_Band 66_Link_CH131979
Tested by: Karl Lee

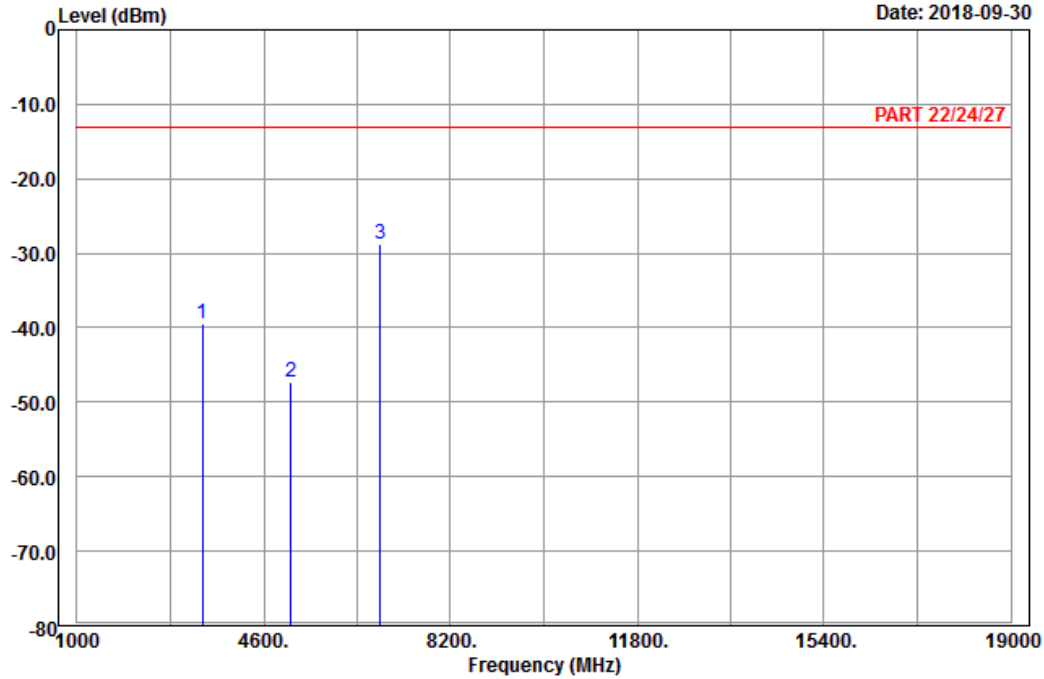
	Freq	Level	Read Level	Limit Line	Over Limit	Factor	Remark
	MHz	dBm	dBm	dBm	dB	dB	
1	3421.40	-43.26	-57.63	-13.00	-30.26	14.37	Peak
2	5132.10	-48.15	-67.96	-13.00	-35.15	19.81	Peak
3 pp	6842.80	-36.70	-59.42	-13.00	-23.70	22.72	Peak



A D T

Data: 10

Date: 2018-09-30



Site : 966 chamber 1
 Condition: PART 22/24/27 Vertical
 Remark : LTE_Band 66_Link_CH131979
 Tested by: Karl Lee

	Freq	Level	Read Level	Limit Line	Over Limit	Factor	Remark
	MHz	dBm	dBm	dBm	dB	dB	
1	3421.40	-39.43	-53.80	-13.00	-26.43	14.37	Peak
2	5132.10	-47.33	-67.14	-13.00	-34.33	19.81	Peak
3 pp	6842.80	-28.70	-51.42	-13.00	-15.70	22.72	Peak

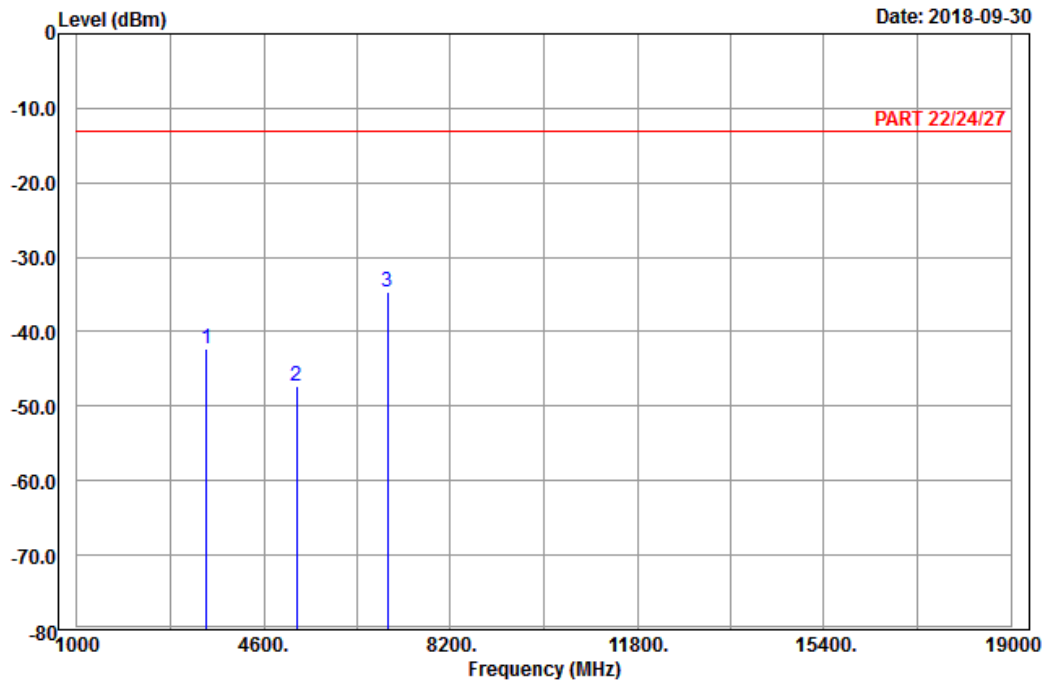
Middle Channel



Bureau Veritas Consumer Products Services Ltd., Taoyuan Branch

A D T

Data: 9



Site : 966 chamber 1
 Condition: PART 22/24/27 Horizontal
 Remark : LTE_Band 66_Link_CH132322
 Tested by: Karl Lee

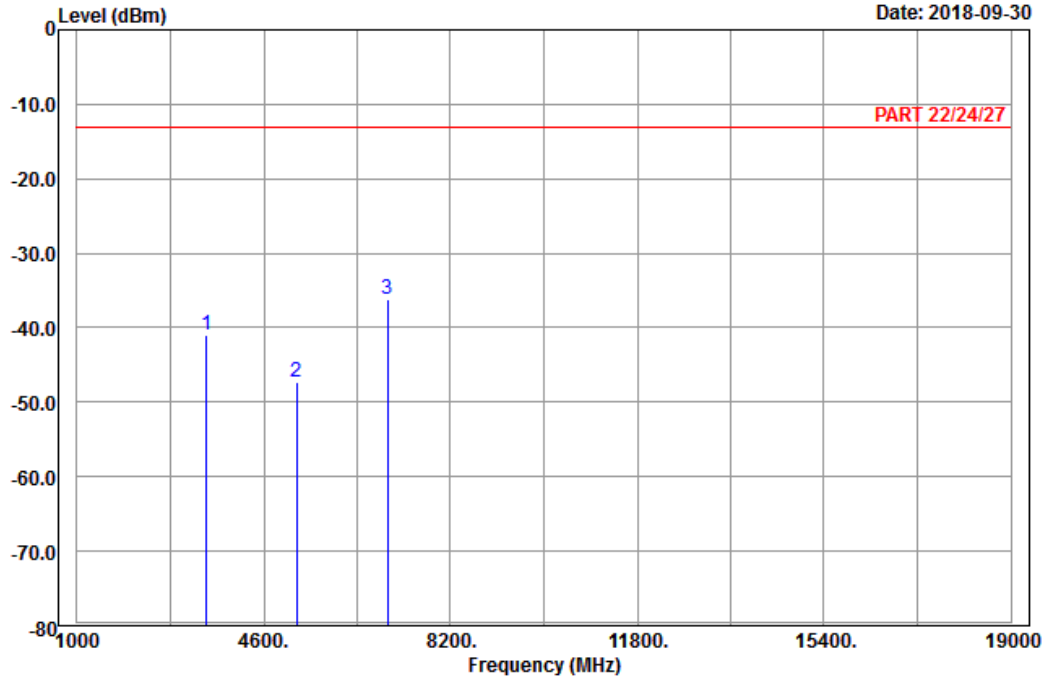
	Freq	Level	Read Level	Limit Line	Over Limit	Factor	Remark
	MHz	dBm	dBm	dBm	dB	dB	
1	3490.00	-42.22	-56.53	-13.00	-29.22	14.31	Peak
2	5235.00	-47.29	-67.45	-13.00	-34.29	20.16	Peak
3	pp 6980.00	-34.57	-57.26	-13.00	-21.57	22.69	Peak



A D T

Data: 10

Date: 2018-09-30



Site : 966 chamber 1
 Condition: PART 22/24/27 Vertical
 Remark : LTE_Band 66_Link_CH132322
 Tested by: Karl Lee

	Freq	Level	Read Level	Limit Line	Over Limit	Factor	Remark
	MHz	dBm	dBm	dBm	dB	dB	
1	3490.00	-40.94	-55.25	-13.00	-27.94	14.31	Peak
2	5235.00	-47.29	-67.45	-13.00	-34.29	20.16	Peak
3 pp	6980.00	-36.27	-58.96	-13.00	-23.27	22.69	Peak

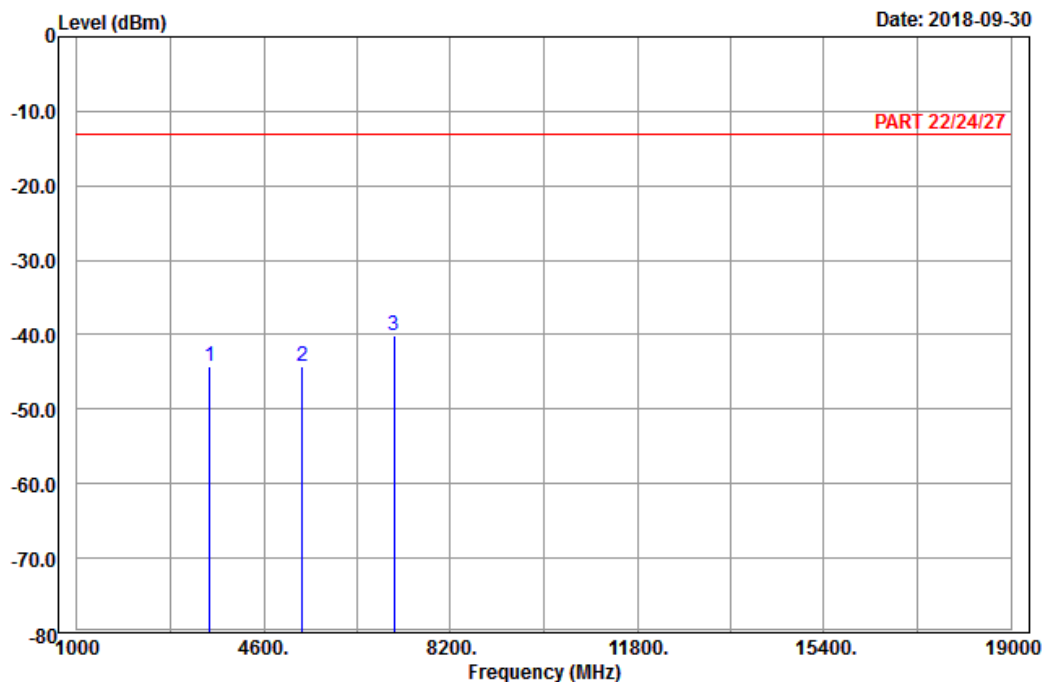
High Channel



Bureau Veritas Consumer Products Services Ltd., Taoyuan Branch

A D T

Data: 9



Site : 966 chamber 1
 Condition: PART 22/24/27 Horizontal
 Remark : LTE_Band 66_Link_CH132665
 Tested by: Karl Lee

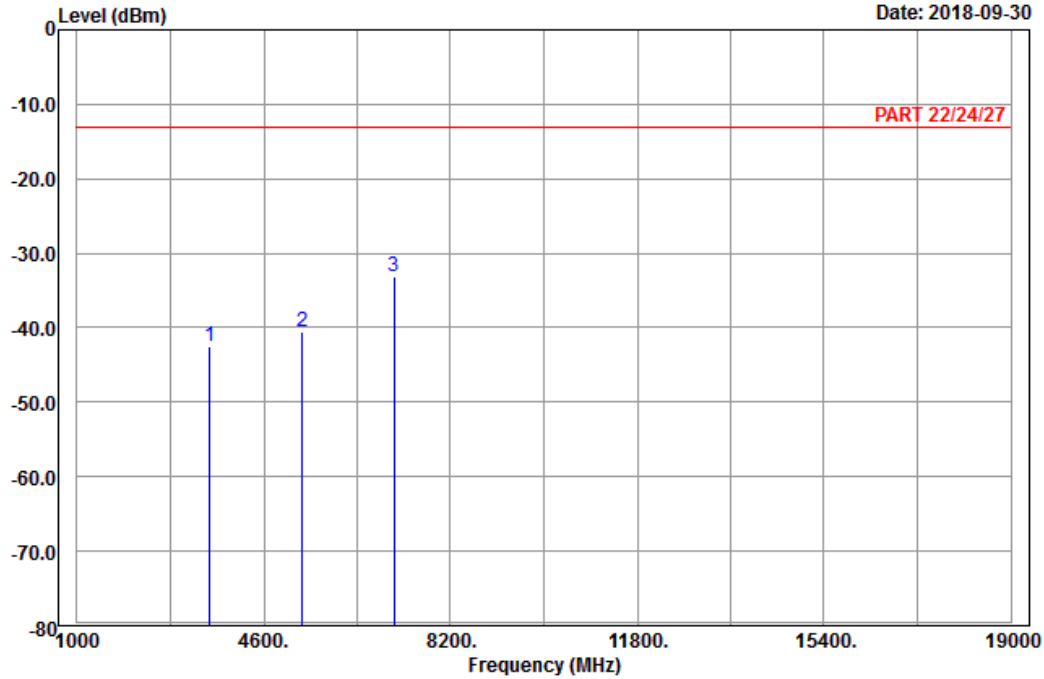
	Freq	Level	Read Level	Limit Line	Over Limit	Factor	Remark
	MHz	dBm	dBm	dBm	dB	dB	
1	3558.60	-44.35	-59.54	-13.00	-31.35	15.19	Peak
2	5337.90	-44.32	-64.60	-13.00	-31.32	20.28	Peak
3	pp 7117.20	-40.12	-62.63	-13.00	-27.12	22.51	Peak



A D T

Data: 10

Date: 2018-09-30



Site : 966 chamber 1
 Condition: PART 22/24/27 Vertical
 Remark : LTE_Band 66_Link_CH132665
 Tested by: Karl Lee

	Freq	Level	Read Level	Limit Line	Over Limit	Factor	Remark
	MHz	dBm	dBm	dBm	dB	dB	
1	3558.60	-42.42	-57.61	-13.00	-29.42	15.19	Peak
2	5337.90	-40.44	-60.72	-13.00	-27.44	20.28	Peak
3 pp	7117.20	-33.09	-55.60	-13.00	-20.09	22.51	Peak

Channel Bandwidth: 5 MHz / QPSK
Low Channel

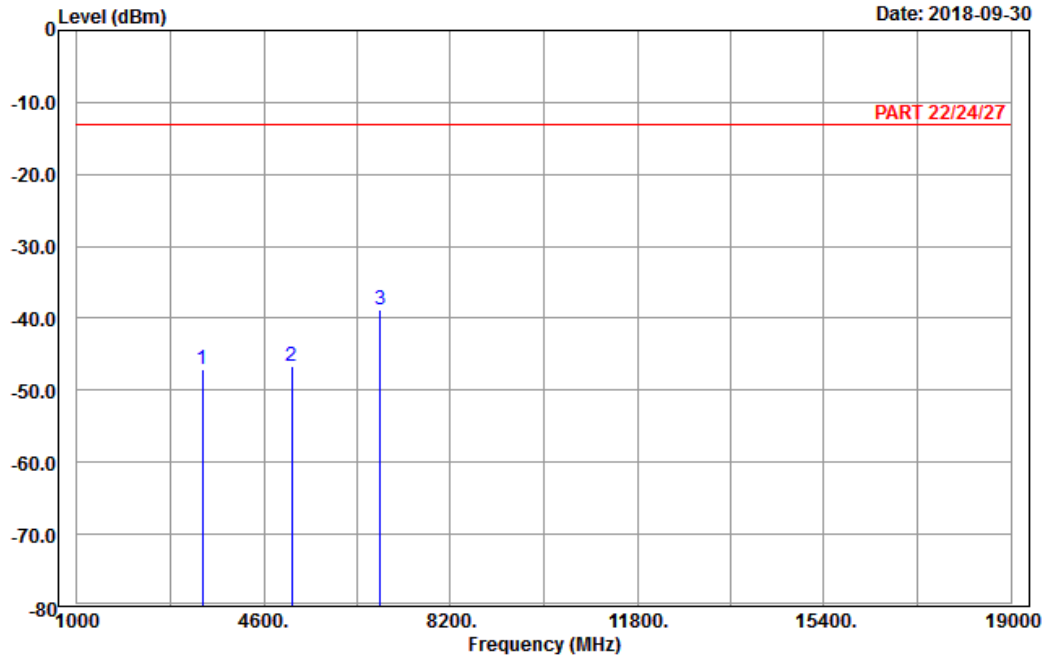


Bureau Veritas Consumer Products Services Ltd., Taoyuan Branch

A D T

Data: 9

Date: 2018-09-30



Site : 966 chamber 1
Condition: PART 22/24/27 Horizontal
Remark : LTE_Band 66_Link_CH131997
Tested by: Karl Lee

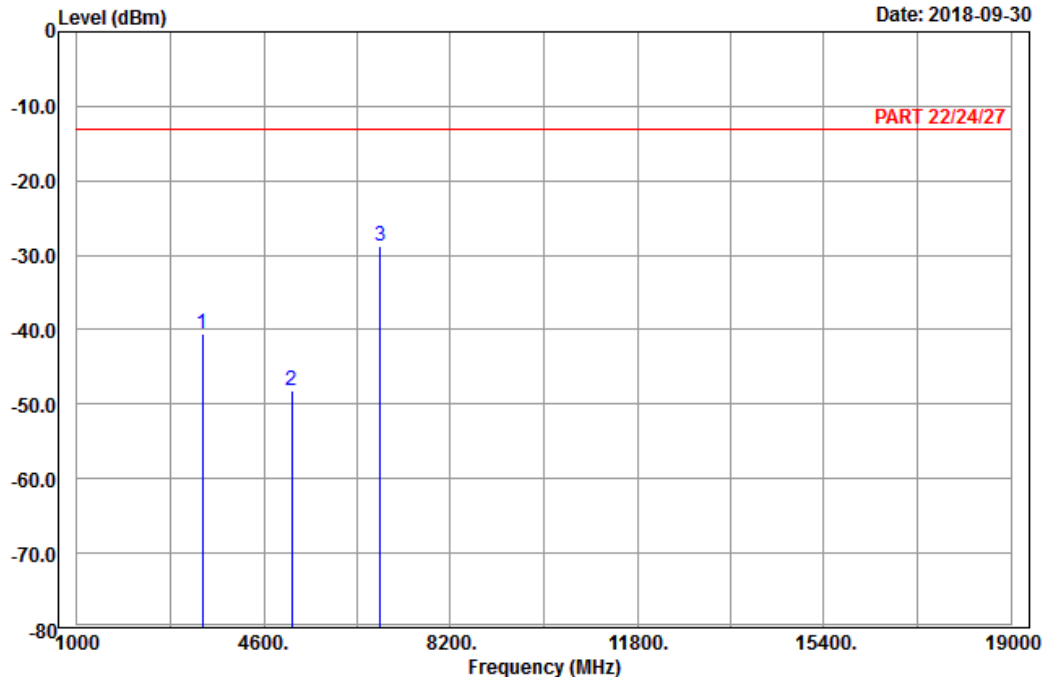
	Freq	Level	Read Level	Limit Line	Over Limit	Factor	Remark
	MHz	dBm	dBm	dBm	dB	dB	
1	3425.00	-47.17	-61.54	-13.00	-34.17	14.37	Peak
2	5137.50	-46.63	-66.44	-13.00	-33.63	19.81	Peak
3 pp	6850.00	-38.85	-61.57	-13.00	-25.85	22.72	Peak



A D T

Data: 10

Date: 2018-09-30



Site : 966 chamber 1
 Condition: PART 22/24/27 Vertical
 Remark : LTE_Band 66_Link_CH131997
 Tested by: Karl Lee

	Freq	Level	Read Level	Limit Line	Over Limit	Factor	Remark
	MHz	dBm	dBm	dBm	dB	dB	
1	3425.00	-40.58	-54.95	-13.00	-27.58	14.37	Peak
2	5137.50	-48.12	-67.93	-13.00	-35.12	19.81	Peak
3 pp	6850.00	-28.71	-51.43	-13.00	-15.71	22.72	Peak

Middle Channel

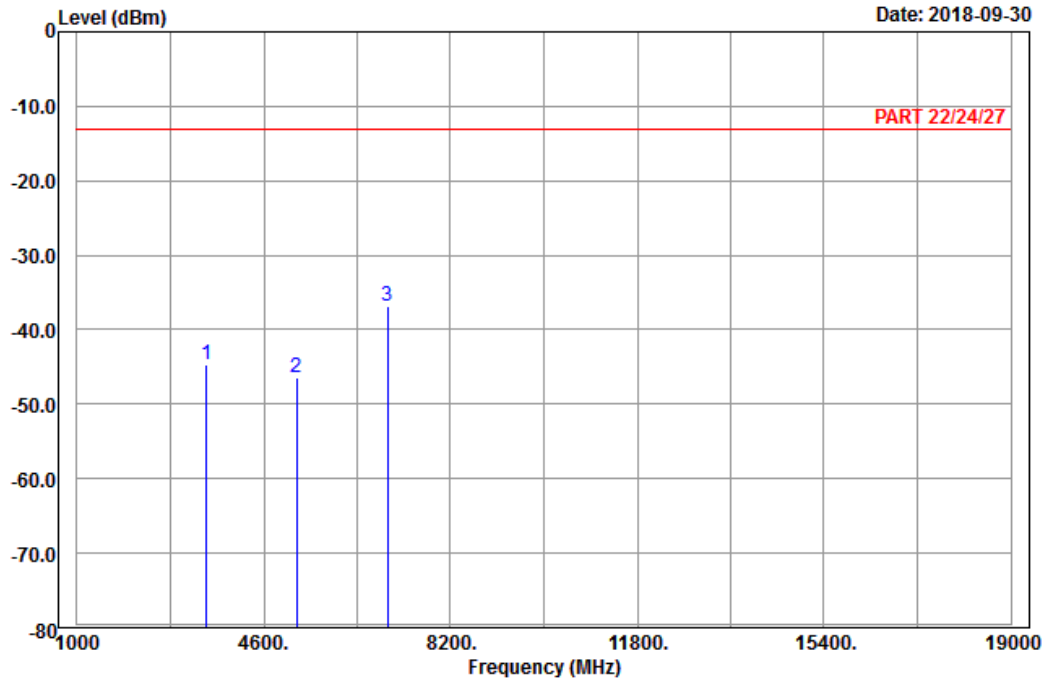


Bureau Veritas Consumer Products Services Ltd., Taoyuan Branch

A D T

Data: 9

Date: 2018-09-30



Site : 966 chamber 1
 Condition: PART 22/24/27 Horizontal
 Remark : LTE_Band 66_Link_CH132322
 Tested by: Karl Lee

	Freq	Level	Read Level	Limit Line	Over Limit	Factor	Remark
	MHz	dBm	dBm	dBm	dB	dB	
1	3490.00	-44.75	-59.06	-13.00	-31.75	14.31	Peak
2	5235.00	-46.51	-66.67	-13.00	-33.51	20.16	Peak
3	pp 6980.00	-36.77	-59.46	-13.00	-23.77	22.69	Peak

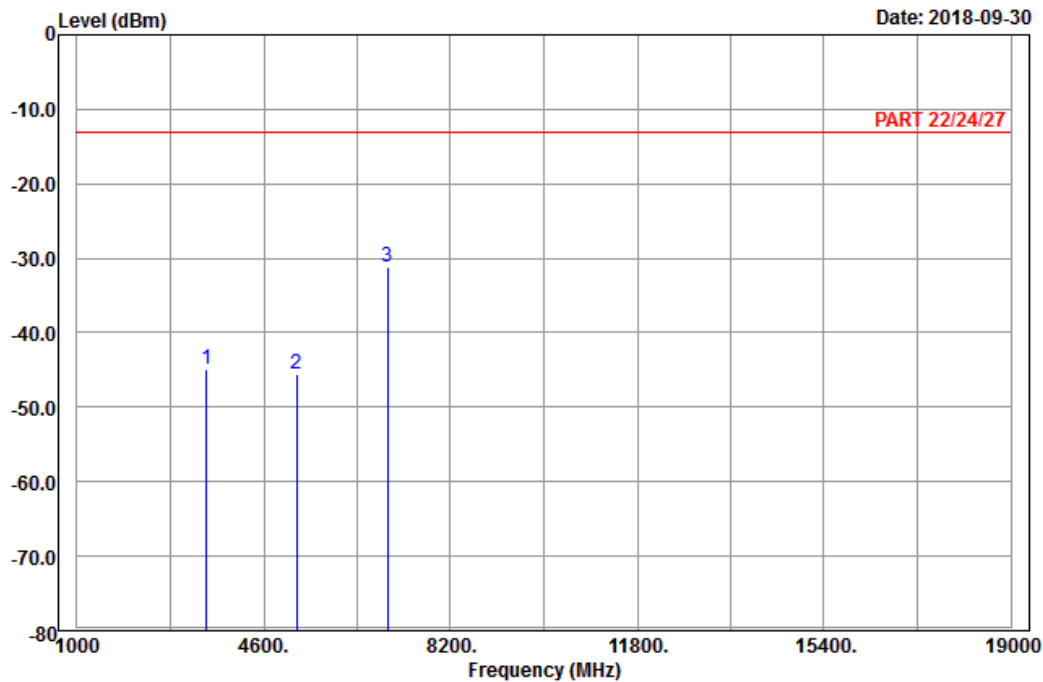


Bureau Veritas Consumer Products Services Ltd., Taoyuan Branch

A D T

Data: 10

Date: 2018-09-30



Site : 966 chamber 1
 Condition: PART 22/24/27 Vertical
 Remark : LTE_Band 66_Link_CH132322
 Tested by: Karl Lee

	Freq	Level	Read Level	Limit Line	Over Limit	Factor	Remark
	MHz	dBm	dBm	dBm	dB	dB	
1	3490.00	-44.85	-59.16	-13.00	-31.85	14.31	Peak
2	5235.00	-45.65	-65.81	-13.00	-32.65	20.16	Peak
3 pp	6980.00	-31.15	-53.84	-13.00	-18.15	22.69	Peak

High Channel

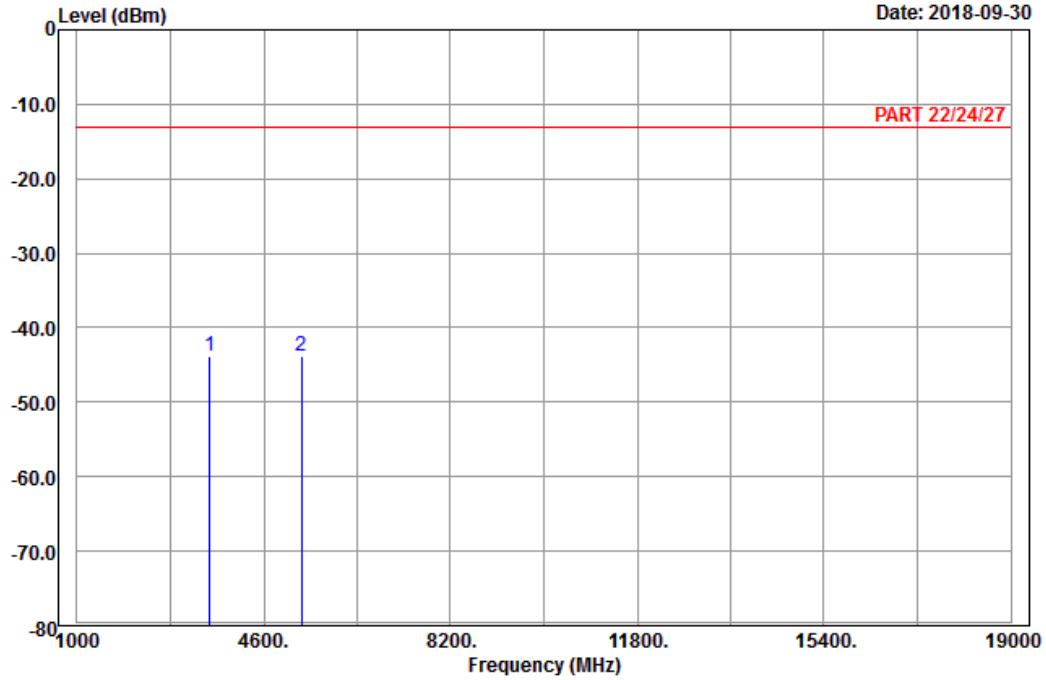


Bureau Veritas Consumer Products Services Ltd., Taoyuan Branch

A D T

Data: 9

Date: 2018-09-30



Site : 966 chamber 1
 Condition: PART 22/24/27 Horizontal
 Remark : LTE_Band 66_Link_CH132647
 Tested by: Karl Lee

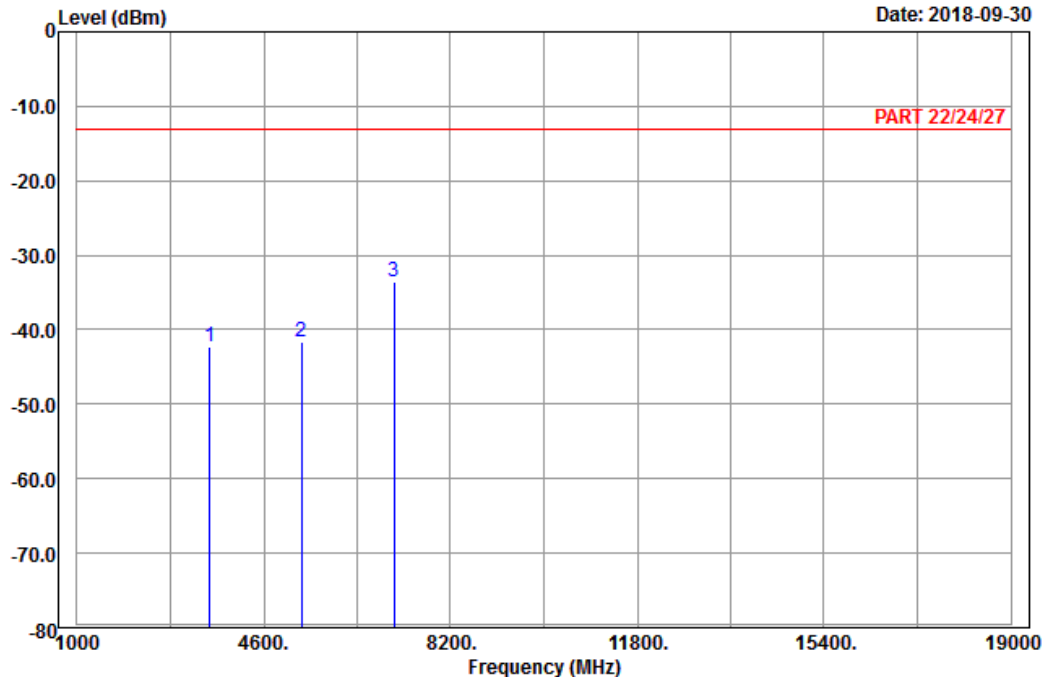
	Freq	Level	Read Level	Limit Line	Over Limit	Factor	Remark
	MHz	dBm	dBm	dBm	dB	dB	
1	3555.00	-43.81	-59.00	-13.00	-30.81	15.19	Peak
2	5332.50	-43.80	-64.08	-13.00	-30.80	20.28	Peak



A D T

Data: 10

Date: 2018-09-30



Site : 966 chamber 1
 Condition: PART 22/24/27 Vertical
 Remark : LTE_Band 66_Link_CH132647
 Tested by: Karl Lee

	Freq	Level	Read Level	Limit Line	Over Limit	Factor	Remark
	MHz	dBm	dBm	dBm	dB	dB	
1	3555.00	-42.25	-57.44	-13.00	-29.25	15.19	Peak
2	5332.50	-41.59	-61.87	-13.00	-28.59	20.28	Peak
3 pp	7110.00	-33.49	-56.02	-13.00	-20.49	22.53	Peak

Channel Bandwidth: 20 MHz / QPSK
Low Channel

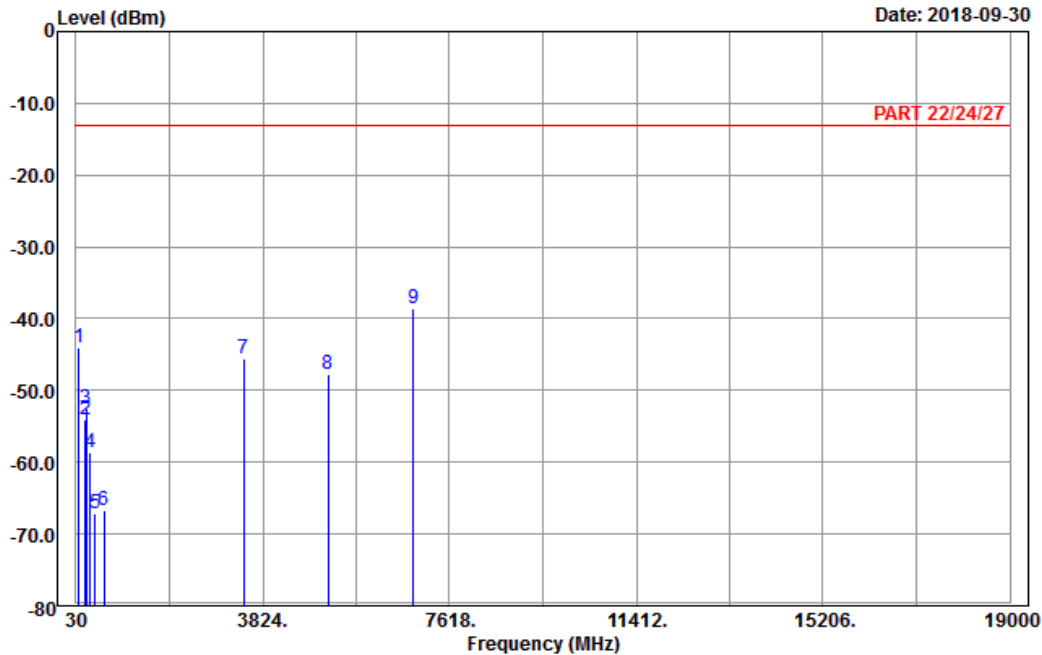


Bureau Veritas Consumer Products Services Ltd., Taoyuan Branch

A D T

Data: 13

Date: 2018-09-30



Site : 966 chamber 1
Condition: PART 22/24/27 Horizontal
Remark : LTE_Band 66_Link_CH132072
Tested by: Karl Lee

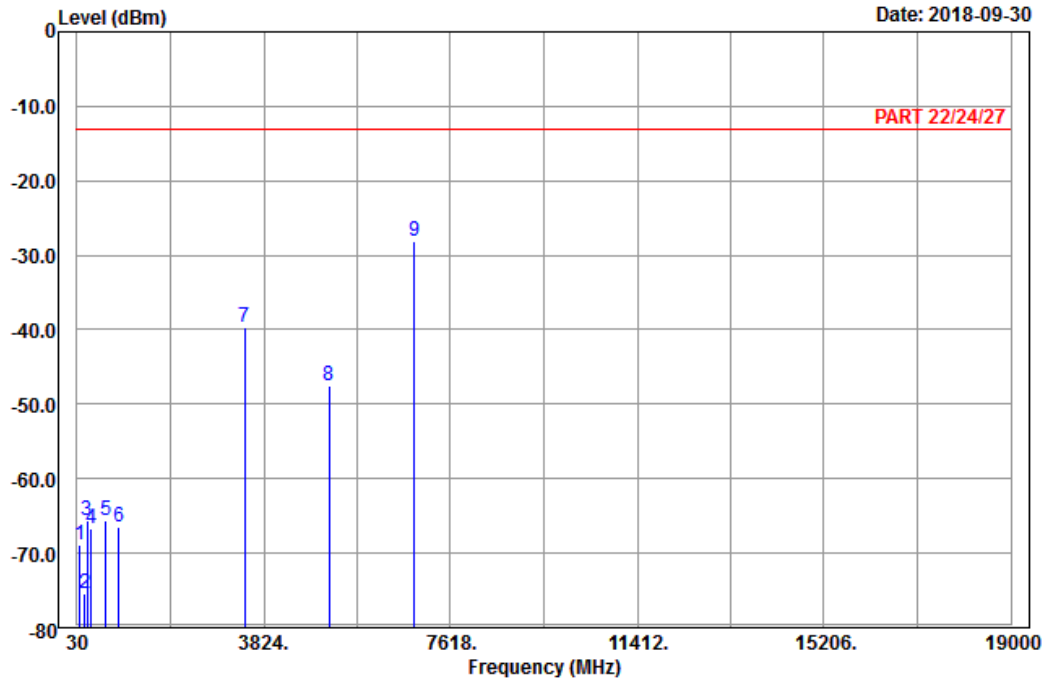
	Freq	Level	Read Level	Limit Line	Over Limit	Factor	Remark
	MHz	dBm	dBm	dBm	dB	dB	
1	92.64	-43.96	-33.45	-13.00	-30.96	-10.51	Peak
2	213.87	-54.10	-48.11	-13.00	-41.10	-5.99	Peak
3	241.41	-52.43	-46.81	-13.00	-39.43	-5.62	Peak
4	321.70	-58.62	-52.92	-13.00	-45.62	-5.70	Peak
5	409.90	-67.07	-64.10	-13.00	-54.07	-2.97	Peak
6	599.60	-66.75	-67.14	-13.00	-53.75	0.39	Peak
7	3440.00	-45.58	-59.93	-13.00	-32.58	14.35	Peak
8	5160.00	-47.67	-67.59	-13.00	-34.67	19.92	Peak
9 pp	6880.00	-38.50	-61.30	-13.00	-25.50	22.80	Peak



A D T

Data: 14

Date: 2018-09-30



Site : 966 chamber 1
 Condition: PART 22/24/27 Vertical
 Remark : LTE_Band 66_Link_CH132072
 Tested by: Karl Lee

	Freq	Level	Read Level	Limit Line	Over Limit	Factor	Remark
	MHz	dBm	dBm	dBm	dB	dB	
1	92.10	-68.87	-58.31	-13.00	-55.87	-10.56	Peak
2	188.49	-75.47	-69.77	-13.00	-62.47	-5.70	Peak
3	241.95	-65.52	-59.91	-13.00	-52.52	-5.61	Peak
4	321.00	-66.62	-60.91	-13.00	-53.62	-5.71	Peak
5	608.00	-65.65	-65.99	-13.00	-52.65	0.34	Peak
6	884.50	-66.49	-68.93	-13.00	-53.49	2.44	Peak
7	3440.00	-39.58	-53.93	-13.00	-26.58	14.35	Peak
8	5160.00	-47.52	-67.44	-13.00	-34.52	19.92	Peak
9 pp	6880.00	-28.03	-50.83	-13.00	-15.03	22.80	Peak

Middle Channel

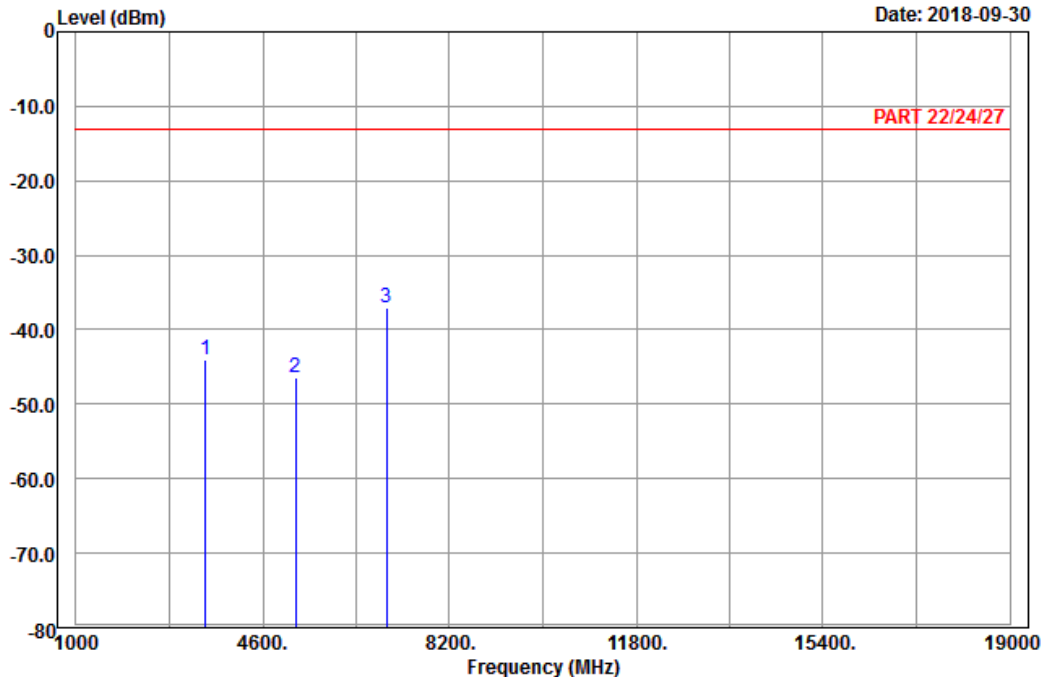


Bureau Veritas Consumer Products Services Ltd., Taoyuan Branch

A D T

Data: 9

Date: 2018-09-30



Site : 966 chamber 1
 Condition: PART 22/24/27 Horizontal
 Remark : LTE_Band 66_Link_CH132322
 Tested by: Karl Lee

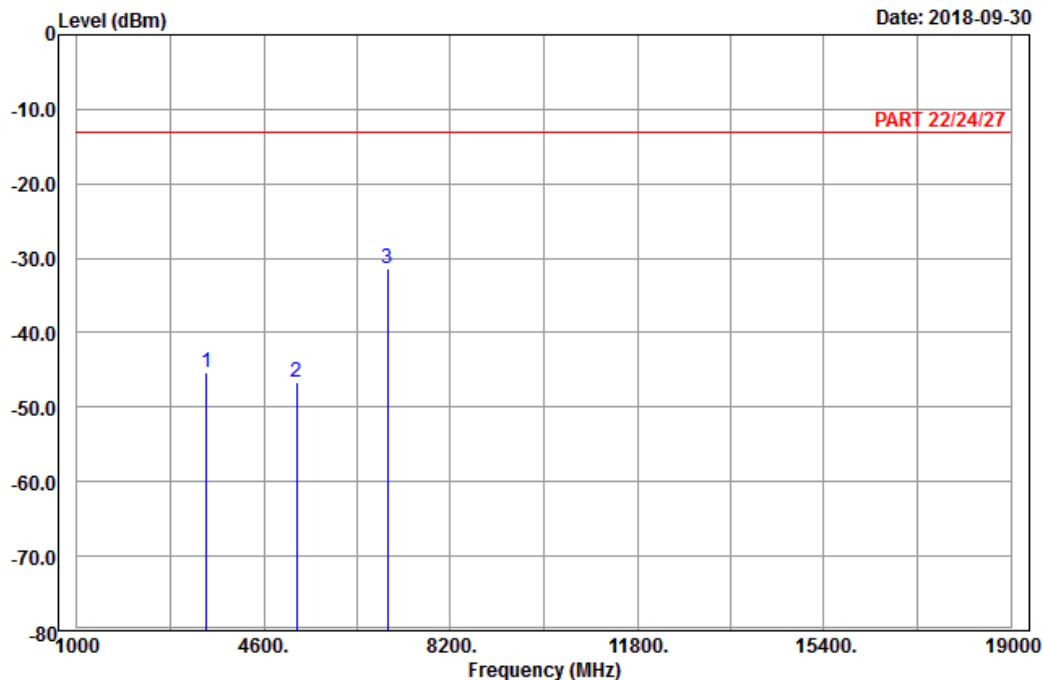
	Freq	Level	Read Level	Limit Line	Over Limit	Factor	Remark
	MHz	dBm	dBm	dBm	dB	dB	
1	3490.00	-43.93	-58.24	-13.00	-30.93	14.31	Peak
2	5235.00	-46.39	-66.55	-13.00	-33.39	20.16	Peak
3 pp	6980.00	-37.08	-59.77	-13.00	-24.08	22.69	Peak



A D T

Data: 10

Date: 2018-09-30



Site : 966 chamber 1
 Condition: PART 22/24/27 Vertical
 Remark : LTE_Band 66_Link_CH132322
 Tested by: Karl Lee

	Freq	Level	Read Level	Limit Line	Over Limit	Factor	Remark
	MHz	dBm	dBm	dBm	dB	dB	
1	3490.00	-45.28	-59.59	-13.00	-32.28	14.31	Peak
2	5235.00	-46.72	-66.88	-13.00	-33.72	20.16	Peak
3 pp	6980.00	-31.42	-54.11	-13.00	-18.42	22.69	Peak

High Channel

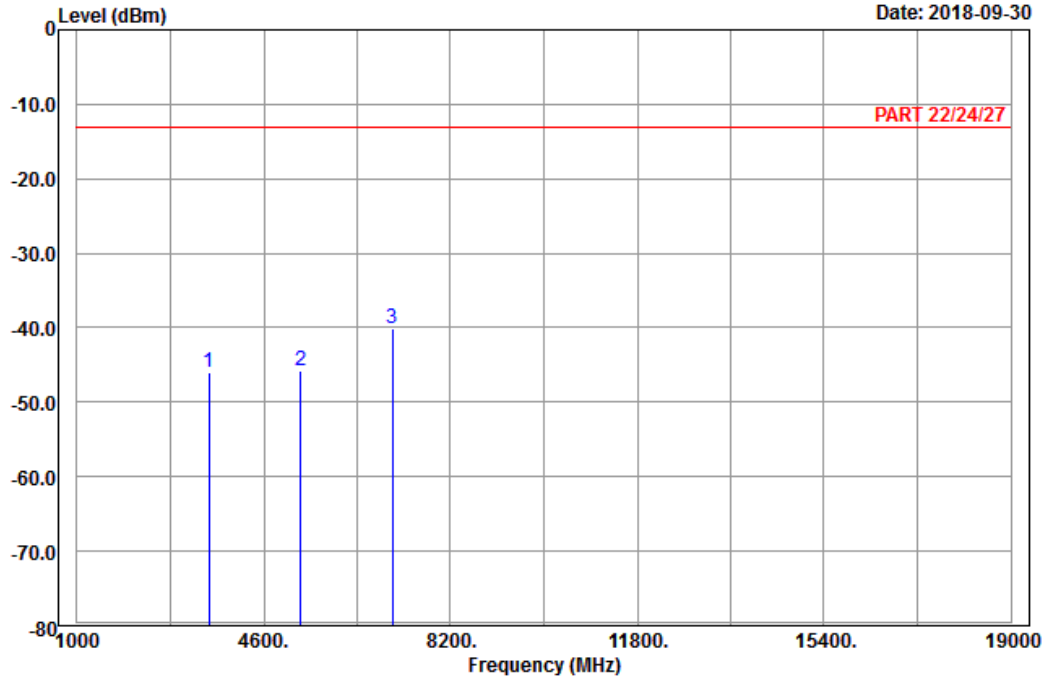


Bureau Veritas Consumer Products Services Ltd., Taoyuan Branch

A D T

Data: 9

Date: 2018-09-30



Site : 966 chamber 1
 Condition: PART 22/24/27 Horizontal
 Remark : LTE_Band 66_Link_CH132572
 Tested by: Karl Lee

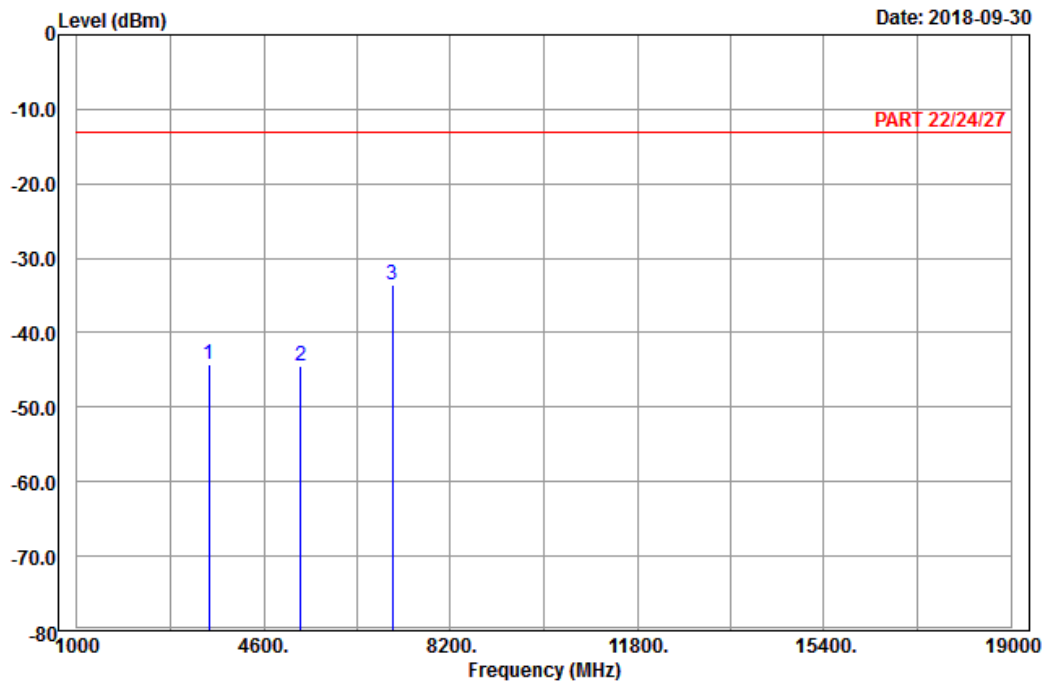
	Freq	Level	Read Level	Limit Line	Over Limit	Factor	Remark
	MHz	dBm	dBm	dBm	dB	dB	
1	3540.00	-45.89	-60.78	-13.00	-32.89	14.89	Peak
2	5310.00	-45.86	-66.10	-13.00	-32.86	20.24	Peak
3	pp 7080.00	-40.19	-62.73	-13.00	-27.19	22.54	Peak



A D T

Data: 10

Date: 2018-09-30



Site : 966 chamber 1
 Condition: PART 22/24/27 Vertical
 Remark : LTE_Band 66_Link_CH132572
 Tested by: Karl Lee

	Freq	Level	Read Level	Limit Line	Over Limit	Factor	Remark
	MHz	dBm	dBm	dBm	dB	dB	
1	3540.00	-44.33	-59.22	-13.00	-31.33	14.89	Peak
2	5310.00	-44.46	-64.70	-13.00	-31.46	20.24	Peak
3 pp	7080.00	-33.67	-56.21	-13.00	-20.67	22.54	Peak

5 Pictures of Test Arrangements

Please refer to the attached file (Test Setup Photo).

Appendix – Information on the Testing Laboratories

We, Bureau Veritas Consumer Products Services (H.K.) Ltd., Taoyuan Branch, were founded in 1988 to provide our best service in EMC, Radio, Telecom and Safety consultation. Our laboratories are FCC recognized accredited test firms and accredited according to ISO/IEC 17025.

If you have any comments, please feel free to contact us at the following:

Linko EMC/RF Lab

Tel: 886-2-26052180

Fax: 886-2-26051924

Hsin Chu EMC/RF/Telecom Lab

Tel: 886-3-6668565

Fax: 886-3-6668323

Hwa Ya EMC/RF/Safety

Tel: 886-3-3183232

Fax: 886-3-3270892

Email: service.adt@tw.bureauveritas.com

Web Site: www.bureauveritas-adt.com

The address and road map of all our labs can be found in our web site also.

--- END ---