



PHOTOGRAPHS OF THE TEST CONFIGURATION

CONDUCTED EMISSION TEST
(Bluetooth&WLAN&NFC)



CONDUCTED EMISSION TEST (WPC)




RADIATED EMISSION TEST BELOW 1GHz
(X-Plane)





BUREAU
VERITAS




RADIATED EMISSION TEST BELOW 1GHz
(Y-Plane)






RADIATED EMISSION TEST BELOW 1GHz
(Z-Plane)





RADIATED EMISSION TEST ABOVE 1GHz
(X-Plane)






RADIATED EMISSION TEST ABOVE 1GHz
(Y-Plane)





RADIATED EMISSION TEST ABOVE 1GHz
(Z-Plane)





RADIATED EMISSION TEST 30 MHz ~ 1GHz
(WPC)



RADIATED EMISSION TEST BELOW 30MHz
(WPC)




RADIATED EMISSION TEST 30MHz~1GHz
(NFC)



RADIATED EMISSION TEST BELOW 30MHz
(NFC)




ERP POWER TEST
(X-Plane)





ERP POWER TEST
(Z-Plane)





EIRP POWER TEST
(X-Plane)





EIRP POWER TEST
(Z-Plane)



