




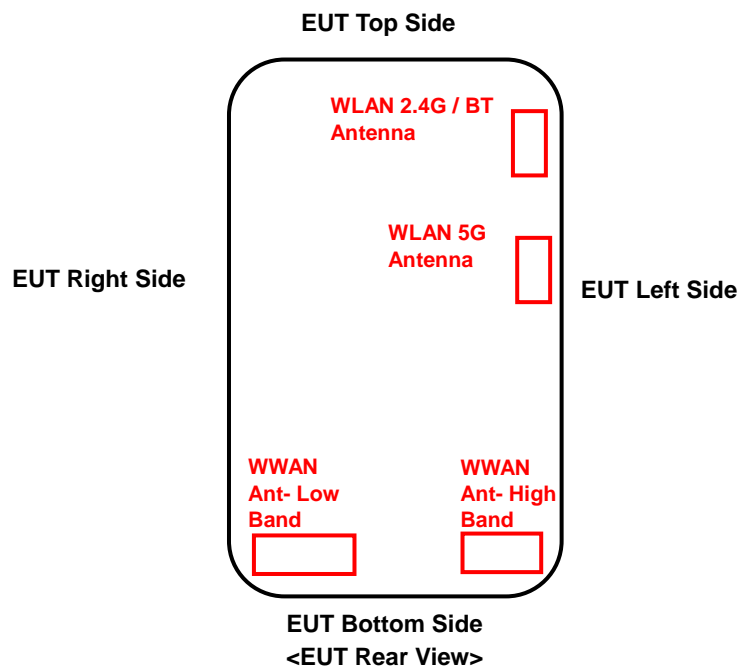
Appendix D. Photographs of EUT and Setup

FCC SAR Test Report

<Photographs of EUT>



<Antenna Location>



The separation distance for antenna to edge:


Antenna	To Top Side (mm)	To Bottom Side (mm)	To Left Side (mm)	To Right Side (mm)
WWAN Ant- High Band	112	1.5	1	56
WWAN Ant- Low Band	131.5	1.5	47.5	1
WLAN 2.4G / BT	18.5	112	9.5	64
WLAN 5G	40	79	1	63

Note :

1. The WWAN diversity antenna can transmit through either antenna-0 or antenna-1 at a time.

FCC SAR Test Report

<Photographs of SAR Setup>




Right Cheek




Right Tilted



Left Cheek



Left Tilted



Front Face of EUT with 1.5 cm Gap



Rear Face of EUT with 1.5 cm Gap

